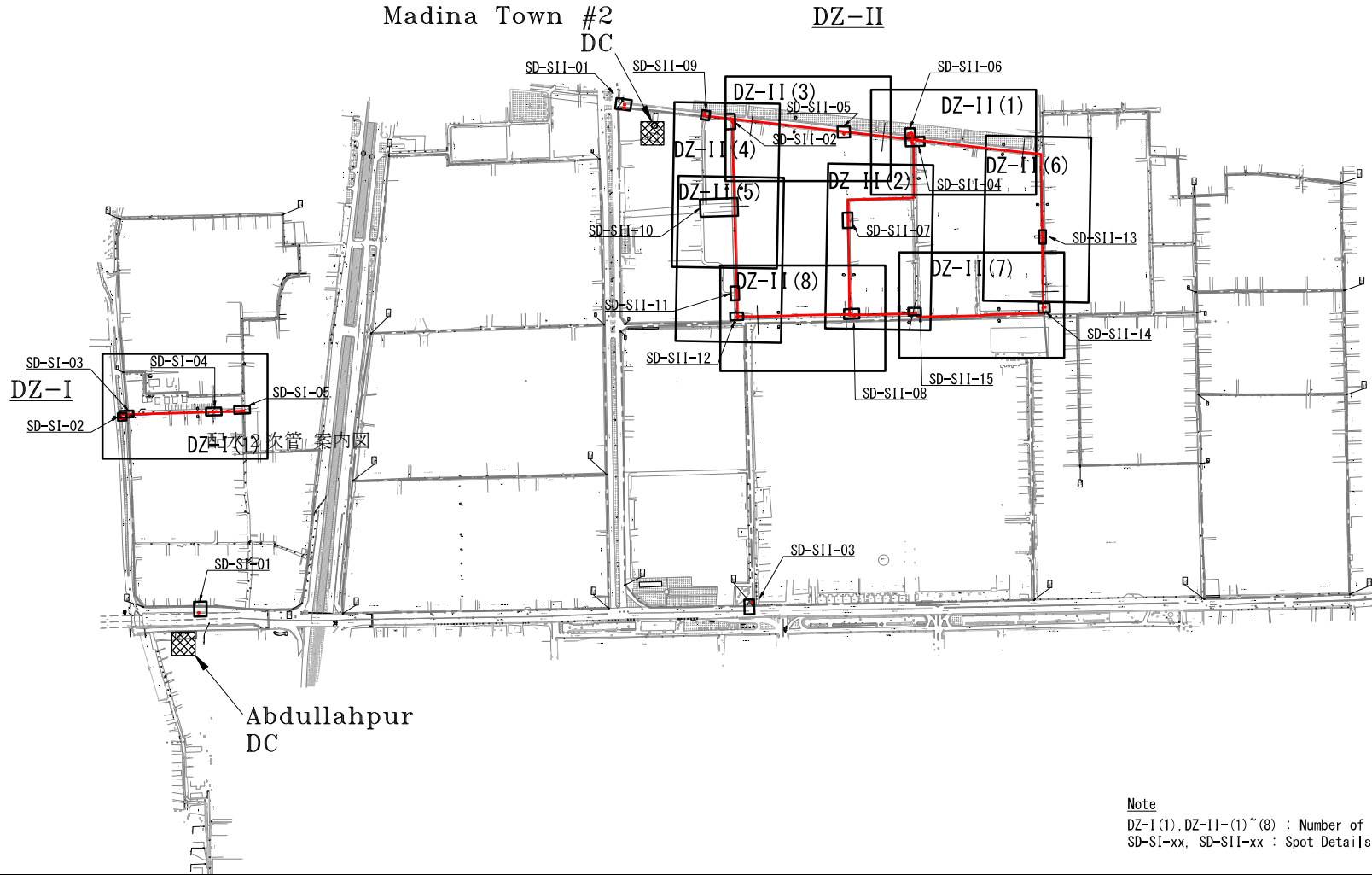


Key Plan of Distribution Secondary Main

S=1/10,000



Note
 DZ-I (1), DZ-II-(1)~(8) : Number of Plane Drawings.
 SD-S1-xx, SD-S11-xx : Spot Details

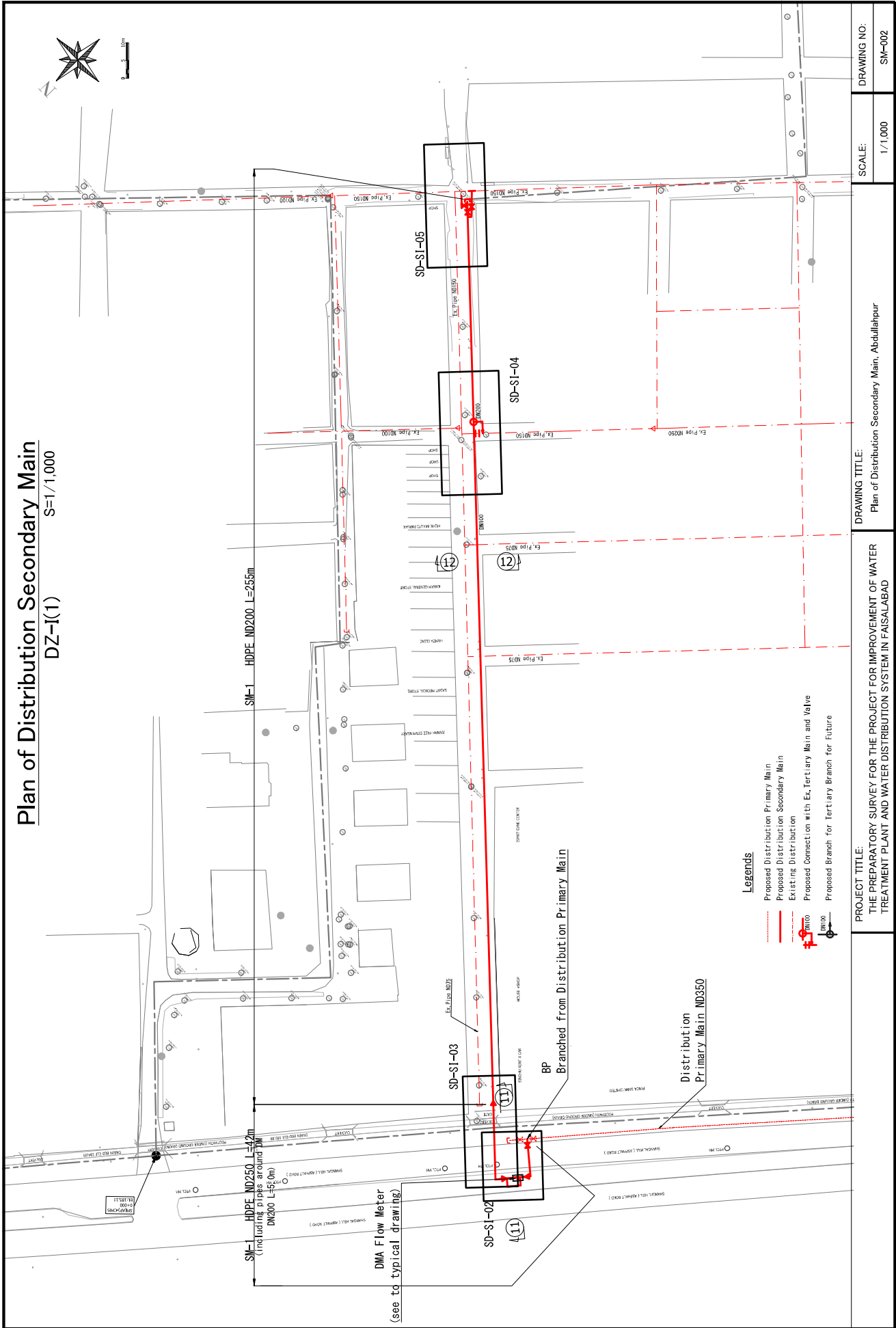
App 7(5)-71

PROJECT TITLE: THE PREPARATORY SURVEY FOR THE PROJECT FOR IMPROVEMENT OF WATER TREATMENT PLANT AND WATER DISTRIBUTION SYSTEM IN FAISALABAD	DRAWING TITLE: Key Plan of Distribution Secondary Main	SCALE: 1/10,000	DRAWING NO: SM-001
---	---	--------------------	-----------------------

SM-01

Plan of Distribution Secondary Main

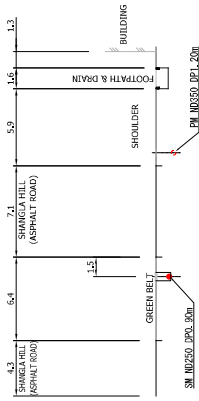
S=1/1,000
DZ-I(1)



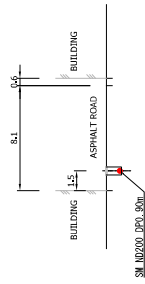
PROJECT TITLE: THE PREPARATORY SURVEY FOR THE PROJECT FOR IMPROVEMENT OF WATER TREATMENT PLANT AND WATER DISTRIBUTION SYSTEM IN FAISALABAD		DRAWING TITLE: Plan of Distribution Secondary Main, Abdullahpur	
SCALE: 1/1,000		DRAWING NO: SM-002	

SM-02

(11)-(11)



(12)-(12)



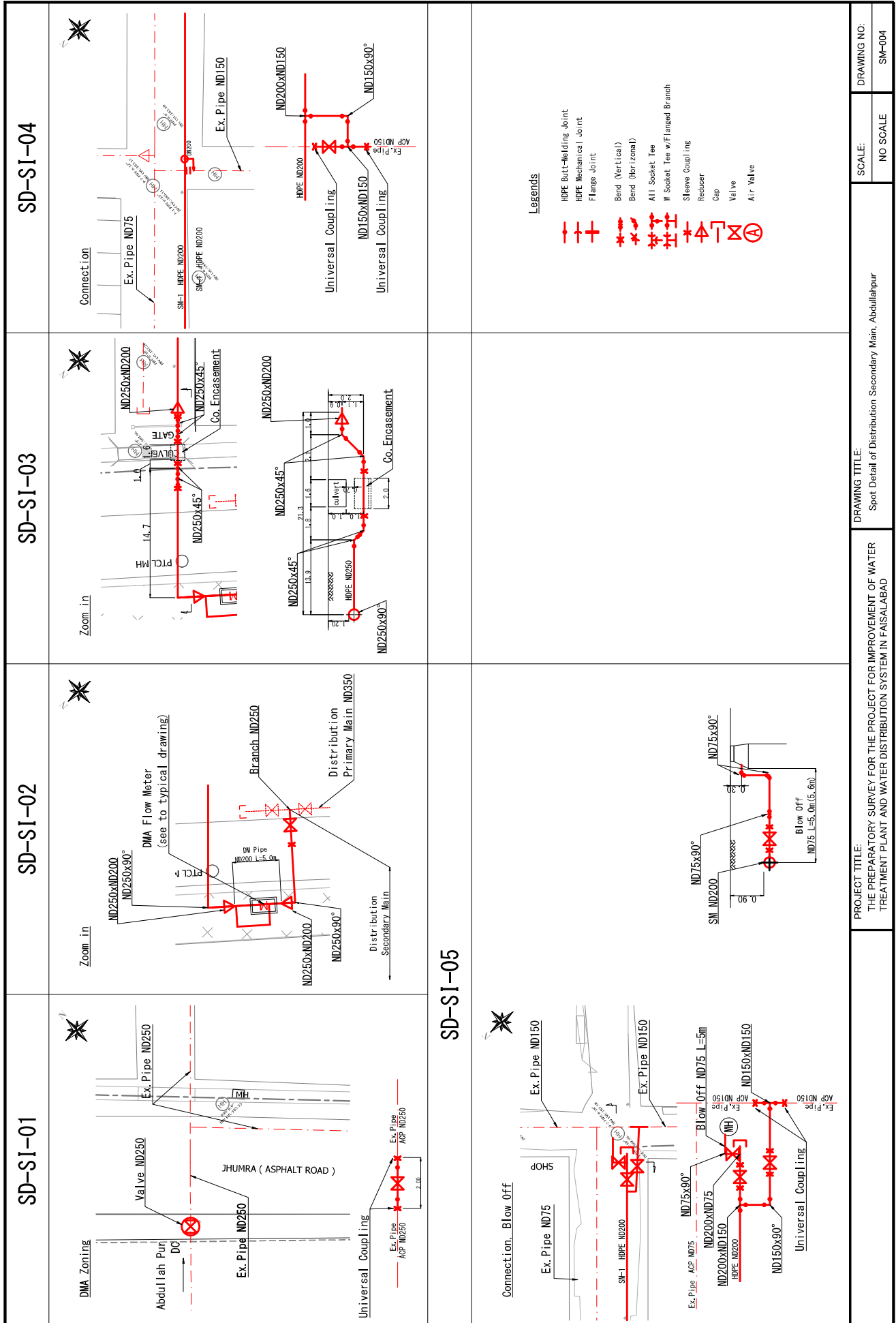
PROJECT TITLE:
THE PREPARATORY SURVEY FOR THE PROJECT FOR IMPROVEMENT OF WATER
TREATMENT PLANT AND WATER DISTRIBUTION SYSTEM IN FAISALABAD

DRAWING TITLE:
Cross Section of Distribution Secondary Main - Abdullahpur

SCALE:
1/200

DRAWING NO:
SM-003

SM-03



PROJECT TITLE:
THE PREPARATORY SURVEY FOR THE PROJECT FOR IMPROVEMENT OF WATER
TREATMENT PLANT AND WATER DISTRIBUTION SYSTEM IN FAISALABAD

DRAWING TITLE:
Spot Detail of Distribution Secondary Main, Abdullahaipur

SCALE:
NO SCALE

DRAWING NO:
SM-004

SM-04

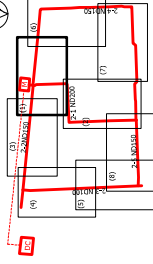
Plan of Distribution Secondary Main

S=1/1,000

DZ-II(1)



0 5 10m



<Key Plan> DZ-II

Distribution Primary Main ND450
 BP Branched from Distribution Primary Main

SD-S11-06
 SD-S11-04

SM-2-1
 HDPE ND250 L=30m
 (including pipes around BM)

SM-2-1
 HDPE ND200 L=542m

SM-2-4
 HDPE ND150 L=1095m

SM-2-2
 HDPE ND150 L=473m

SM-2-1
 HDPE ND150 L=1095m

SM-2-1
 HDPE ND200 L=542m

SM-2-1
 HDPE ND250 L=30m

SM-2-1
 HDPE ND200 L=542m

SM-2-1
 HDPE ND250 L=30m

SM-2-1
 HDPE ND200 L=542m

SM-2-1
 HDPE ND250 L=30m

SM-2-1
 HDPE ND200 L=542m

SM-2-1
 HDPE ND250 L=30m

SM-2-1
 HDPE ND200 L=542m

SM-2-1
 HDPE ND250 L=30m

SM-2-1
 HDPE ND200 L=542m

SM-2-1
 HDPE ND250 L=30m

SM-2-1
 HDPE ND200 L=542m

SM-2-1
 HDPE ND250 L=30m

SM-2-1
 HDPE ND200 L=542m

SM-2-1
 HDPE ND250 L=30m

SM-2-1
 HDPE ND200 L=542m

SM-2-1
 HDPE ND250 L=30m

SM-2-1
 HDPE ND200 L=542m

SM-2-1
 HDPE ND250 L=30m

SM-2-1
 HDPE ND200 L=542m

SM-2-1
 HDPE ND250 L=30m

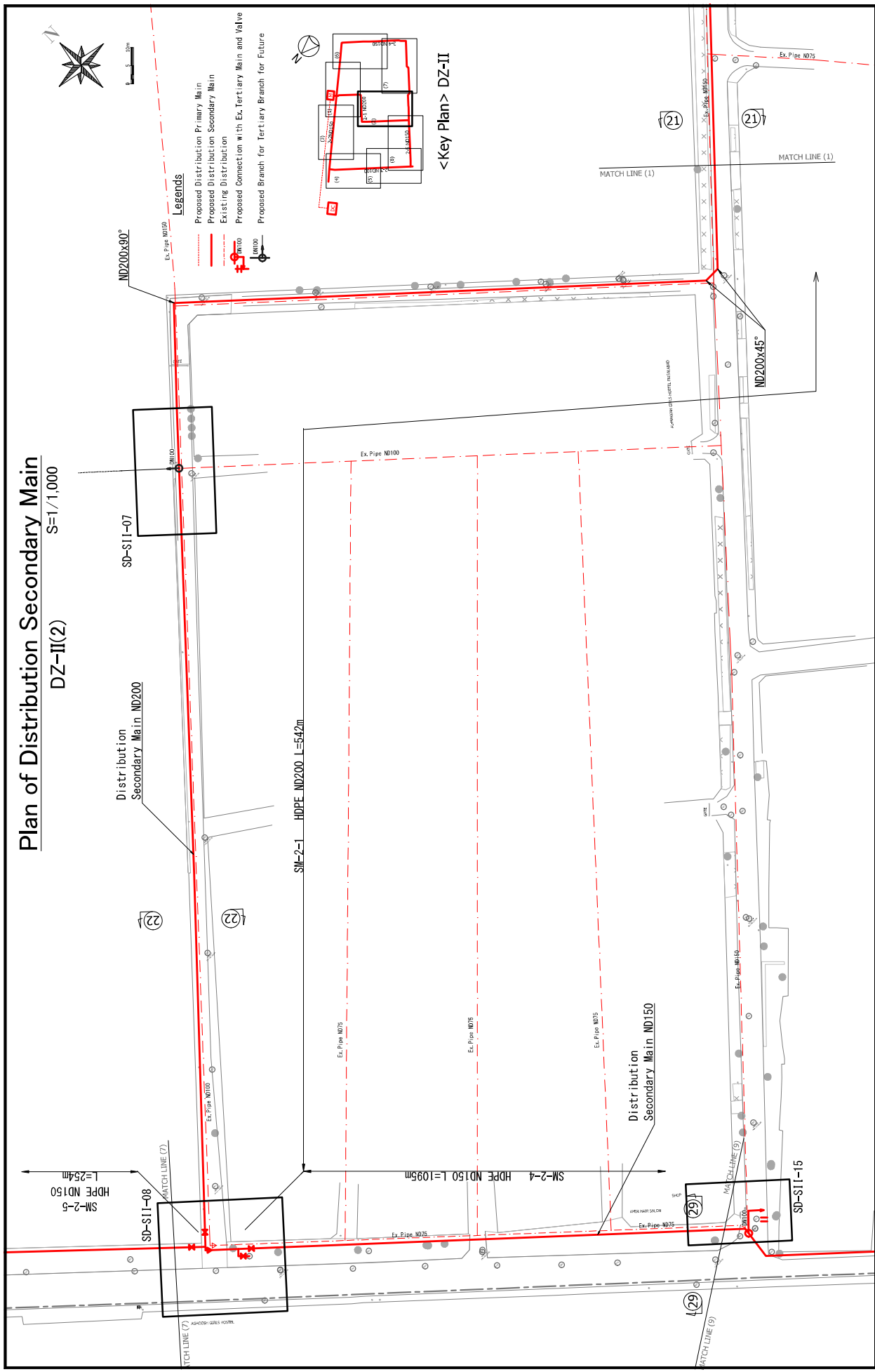
SM-2-1
 HDPE ND200 L=542m

SM-2-1
 HDPE ND250 L=30m

- Legends**
- Proposed Distribution Primary Main
 - Proposed Distribution Secondary Main
 - Existing Distribution
 - Proposed Connection with Ex. Tertiary Main and Valve
 - Proposed Branch for Tertiary Branch for Future

PROJECT TITLE: THE PREPARATORY SURVEY FOR THE PROJECT FOR IMPROVEMENT OF WATER TREATMENT PLANT AND WATER DISTRIBUTION SYSTEM IN FAISALABAD	DRAWING TITLE: Plan of Distribution Secondary Main, Madina Town (1)	SCALE: 1/1,000	DRAWING NO: SM-005
---	--	-------------------	-----------------------

SM-05



Plan of Distribution Secondary Main
DZ-II(2)
 S=1/1,000

Distribution
 Secondary Main ND200

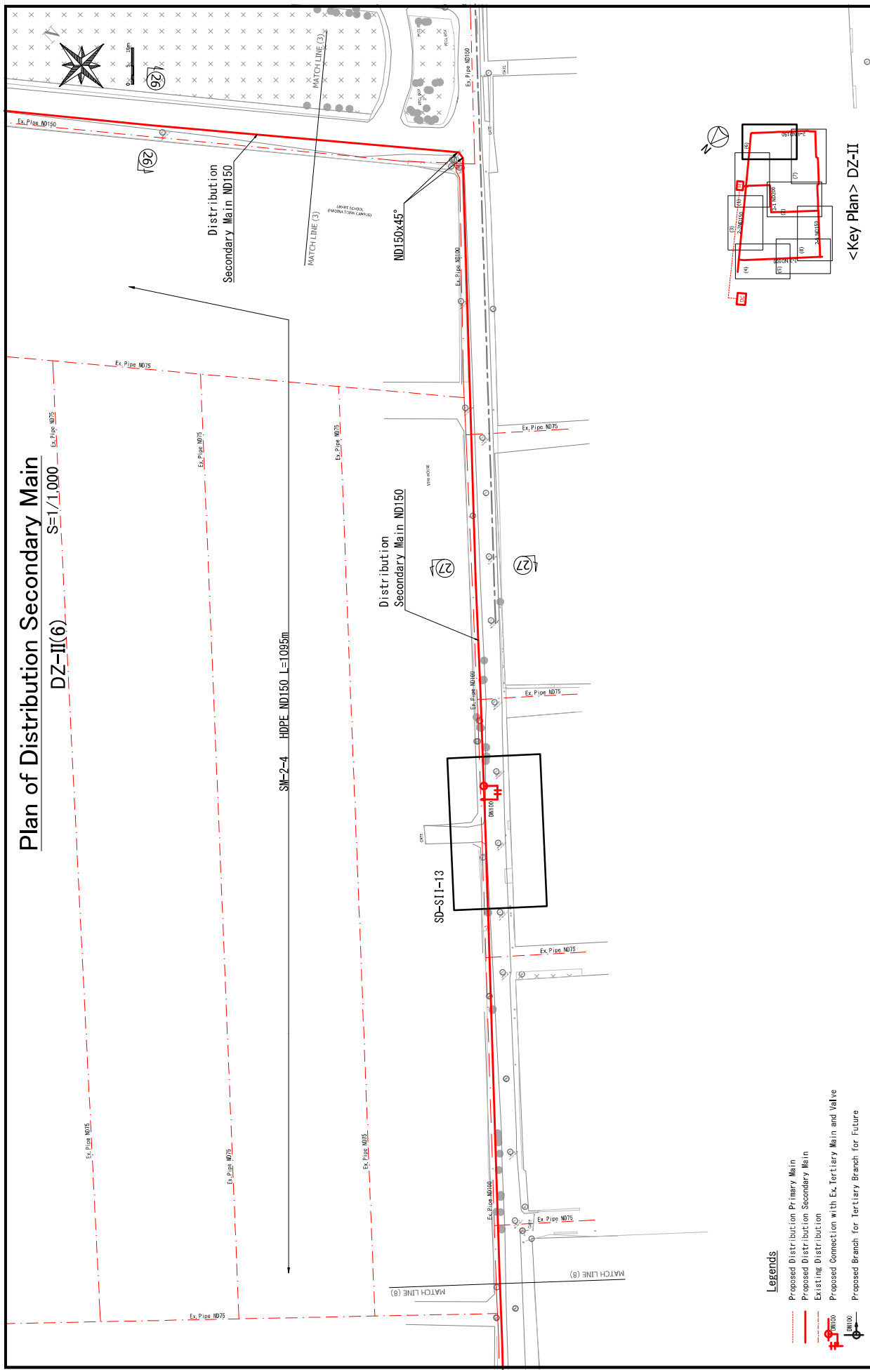
Distribution
 Secondary Main ND150

<Key Plan > DZ-II

- Legends**
- Proposed Distribution Primary Main
 - Proposed Distribution Secondary Main
 - Existing Distribution
 - Proposed Connection with Ex. Tertiary Main and Valve
 - Proposed Branch for Tertiary Branch for Future

DRAWING NO: SM-006	SCALE: 1/1,000	DRAWING TITLE: Plan of Distribution Secondary Main, Madina Town (2)	PROJECT TITLE: THE PREPARATORY SURVEY FOR THE PROJECT FOR IMPROVEMENT OF WATER TREATMENT PLANT AND WATER DISTRIBUTION SYSTEM IN FAISALABAD
-----------------------	-------------------	--	---

SM-06

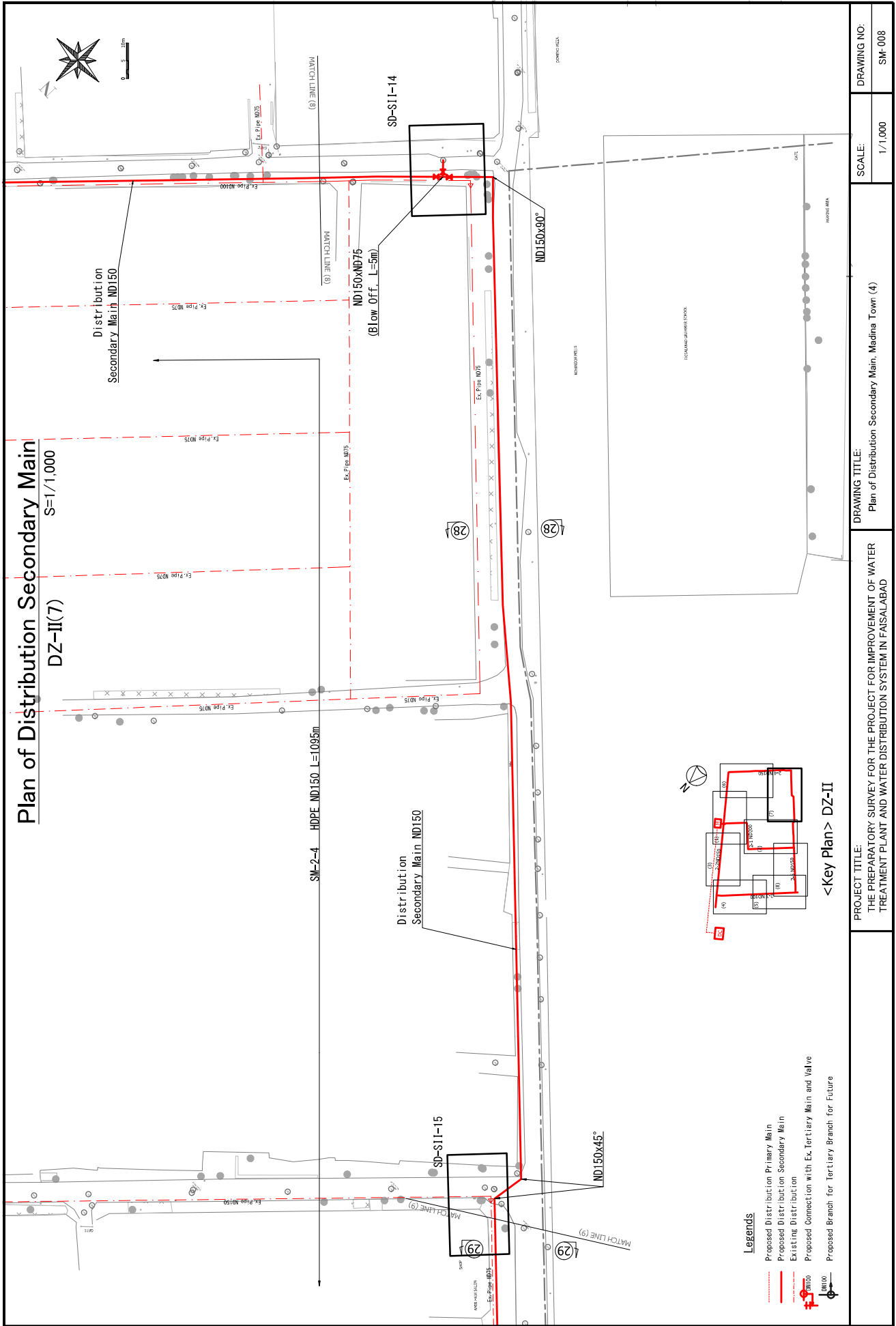


<p>PROJECT TITLE: THE PREPARATORY SURVEY FOR THE PROJECT FOR IMPROVEMENT OF WATER TREATMENT PLANT AND WATER DISTRIBUTION SYSTEM IN FAISALABAD</p>	<p>DRAWING TITLE: Plan of Distribution Secondary Main, Madina Town (3)</p>	<p>SCALE: 1/1,000</p>	<p>DRAWING NO.: SM-007</p>
--	---	----------------------------------	---------------------------------------

<Key Plan> DZ-II

- Legends**
- Proposed Distribution Primary Main
 - Proposed Distribution Secondary Main
 - Existing Distribution
 - Proposed Connection with Ex. Tertiary Main and Valve
 - Proposed Branch for Tertiary Branch for Future

SM-07



Plan of Distribution Secondary Main

DZ-II(7)
S=1/1,000

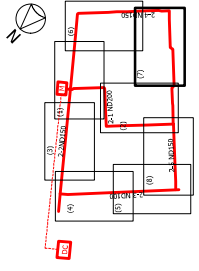
SM-2-4 HDPE ND150 L=1095m

ND150xND75
(Blow Off, L=5m)

ND150x90°

ND150x45°

- Legends**
- Proposed Distribution Primary Main
 - Proposed Distribution Secondary Main
 - Existing Distribution
 - Proposed Connection with Ex. Tertiary Main and Valve
 - Proposed Branch for Tertiary Branch for Future



<Key Plan> DZ-II

PROJECT TITLE:
THE PREPARATORY SURVEY FOR THE PROJECT FOR IMPROVEMENT OF WATER
TREATMENT PLANT AND WATER DISTRIBUTION SYSTEM IN FAISALABAD

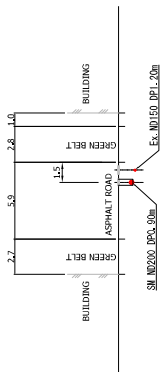
DRAWING TITLE:
Plan of Distribution Secondary Main, Madina Town (4)

SCALE:
1/1,000

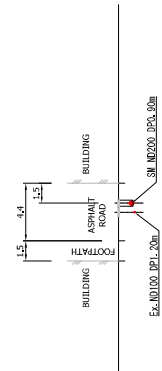
DRAWING NO:
SM-008

SM-08

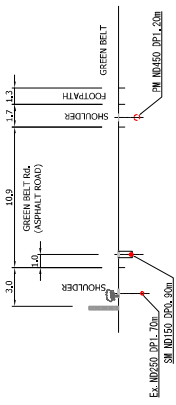
(21) - (21)



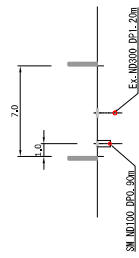
(22) - (22)



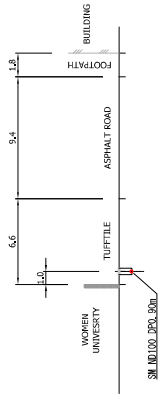
(23) - (23)



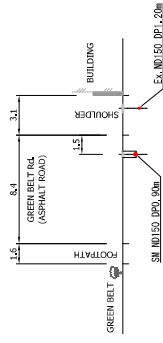
(24) - (24)



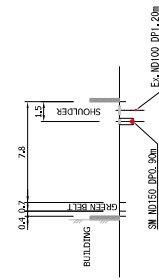
(25) - (25)



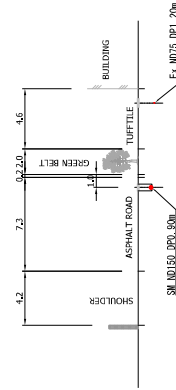
(26) - (26)




(27) - (27)



(28) - (28)



(29) - (29)



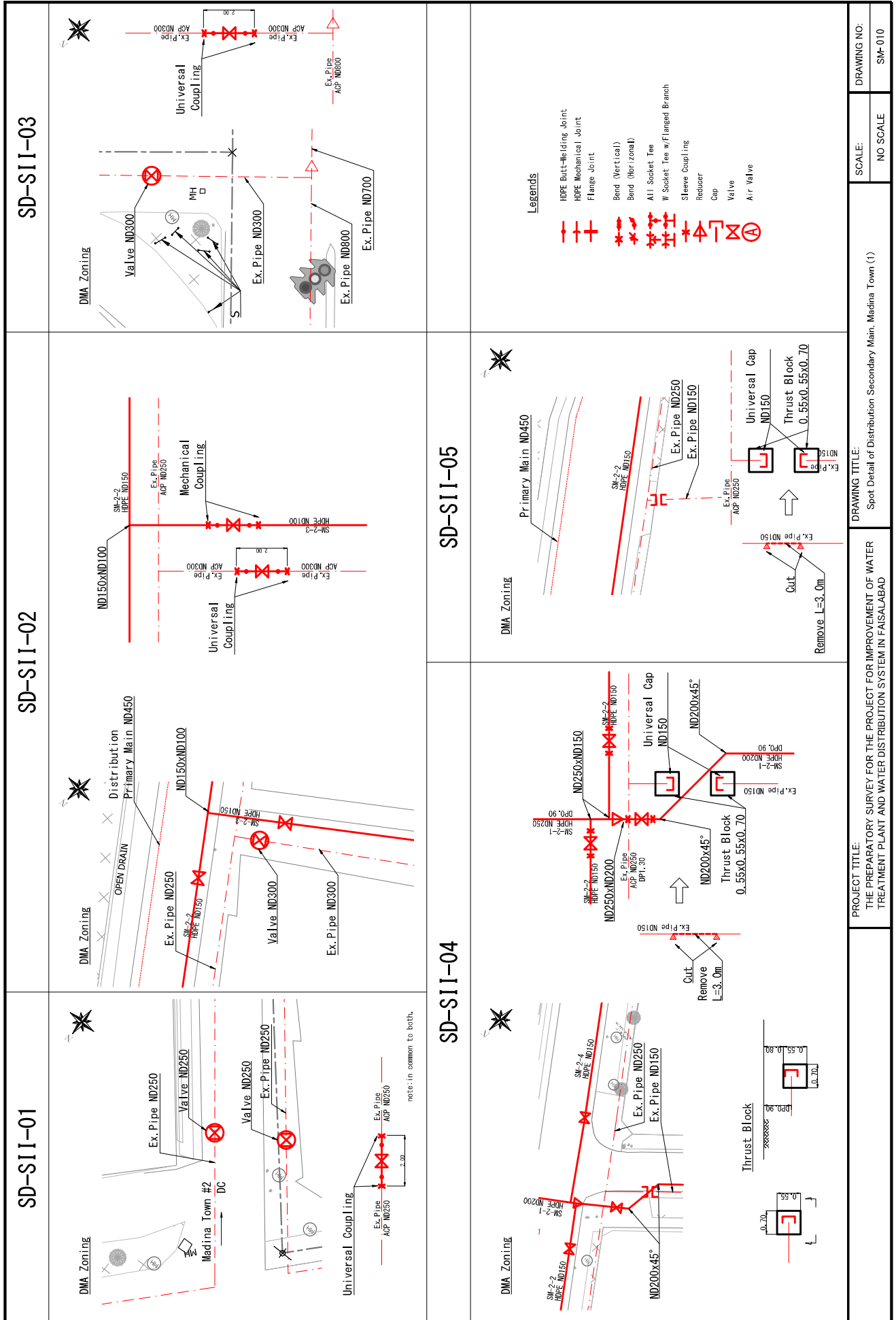
PROJECT TITLE:
THE PREPARATORY SURVEY FOR THE PROJECT FOR IMPROVEMENT OF WATER
TREATMENT PLANT AND WATER DISTRIBUTION SYSTEM IN FAISALABAD

DRAWING TITLE:
Cross Section of Distribution Secondary Main, Madina Town

SCALE:
1/200

DRAWING NO:
SM-009

SM-09

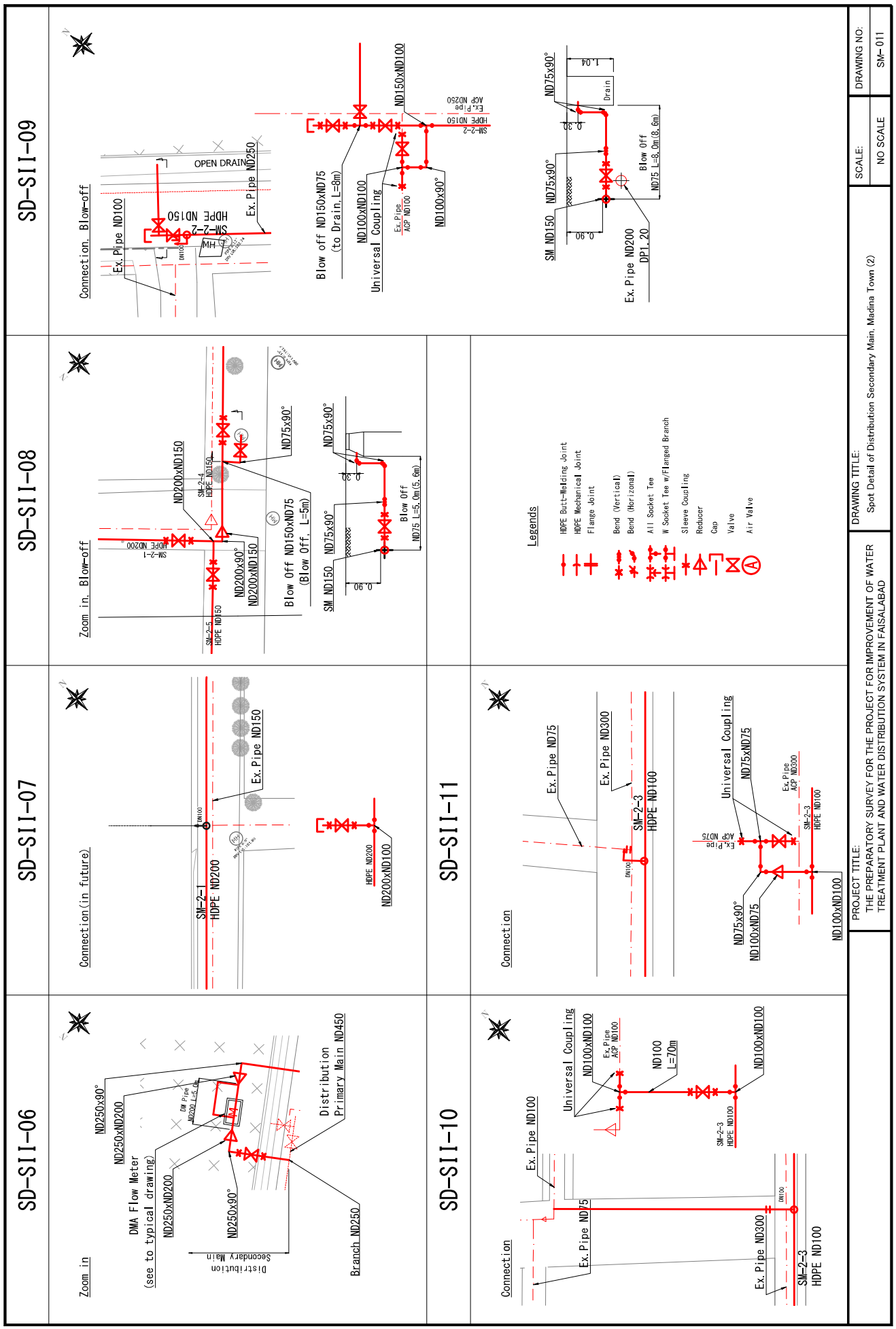


DRAWING NO:
SM-010

SCALE:
NO SCALE

DRAWING TITLE:
Spot Detail of Distribution Secondary Main, Madina Town (1)

PROJECT TITLE:
THE PREPARATORY SURVEY FOR THE PROJECT FOR IMPROVEMENT OF WATER TREATMENT PLANT AND WATER DISTRIBUTION SYSTEM IN FAISALABAD



PROJECT TITLE: THE PREPARATORY SURVEY FOR THE PROJECT FOR IMPROVEMENT OF WATER TREATMENT PLANT AND WATER DISTRIBUTION SYSTEM IN FAISALABAD		DRAWING TITLE: Spot Detail of Distribution Secondary Main, Medina Town (2)	
SCALE: NO SCALE		DRAWING NO: SM-011	

SD-SII-12	SD-SII-13	SD-SII-14	SD-SII-15
<p>Zoom in</p>	<p>Connection</p>	<p>Blow off</p>	<p>Connection</p>
<p>Legends</p> <ul style="list-style-type: none"> HDPE Butt-Welding Joint HDPE Mechanical Joint Flange Joint Bend (Vertical) Bend (Horizontal) All Socket Tee Socket Tee w/ Flanged Branch Sleeve Coupling Reducer Cap Valve Air Valve 			
<p>PROJECT TITLE: THE PREPARATORY SURVEY FOR THE PROJECT FOR IMPROVEMENT OF WATER TREATMENT PLANT AND WATER DISTRIBUTION SYSTEM IN FAISALABAD</p>		<p>DRAWING TITLE: Spot Detail of Distribution Secondary Main, Madina Town (3)</p>	
<p>SCALE: NO SCALE</p>		<p>DRAWING NO: SM-012</p>	