

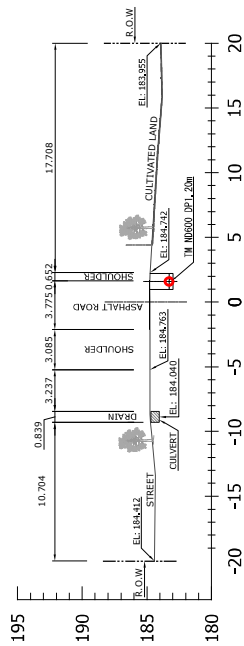




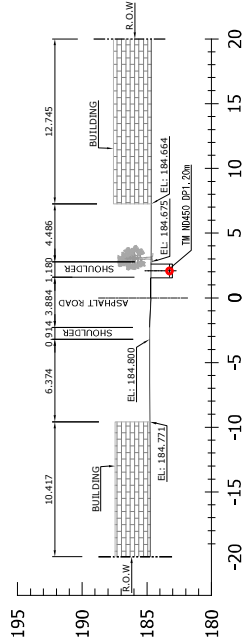
# CROSS SECTIONS OF TRANSMISSION MAIN (2)

S=1/200

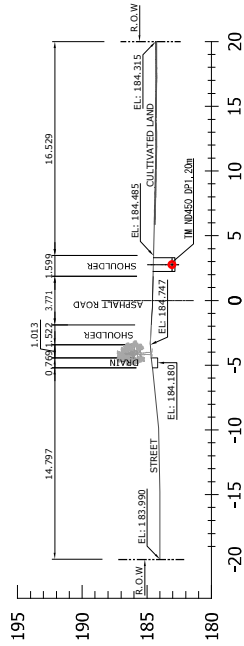
**0+900**



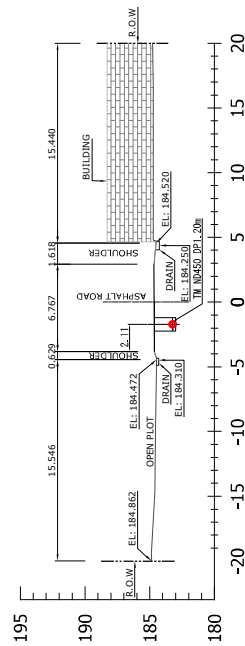
**1+000**



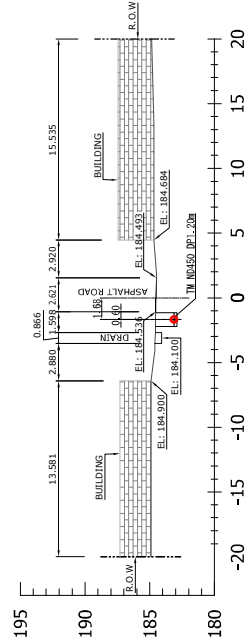
**1+100**



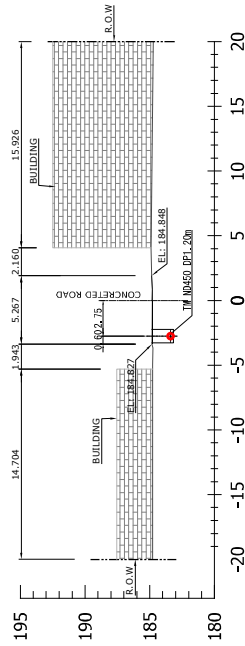
**1+200**



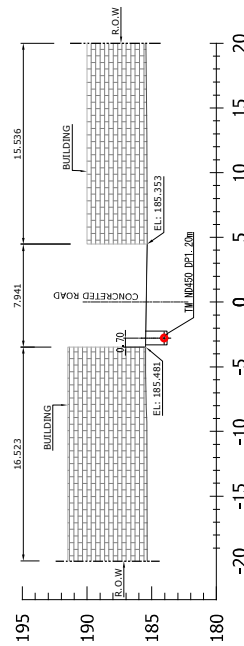
**1+300**



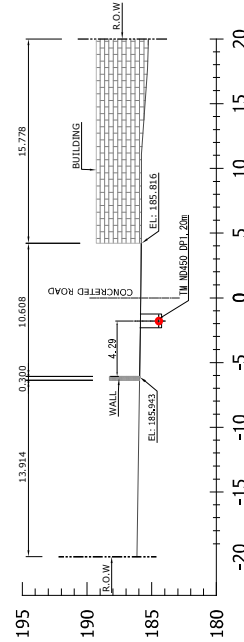
**1+400**



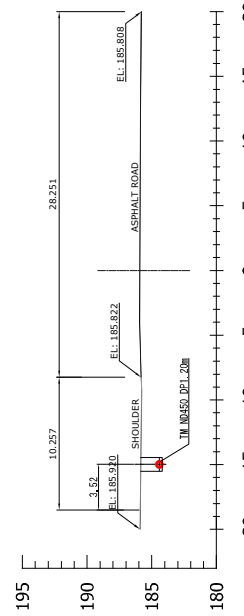
**1+500**



**1+600**



**1+628**  
( TM-CP01 )



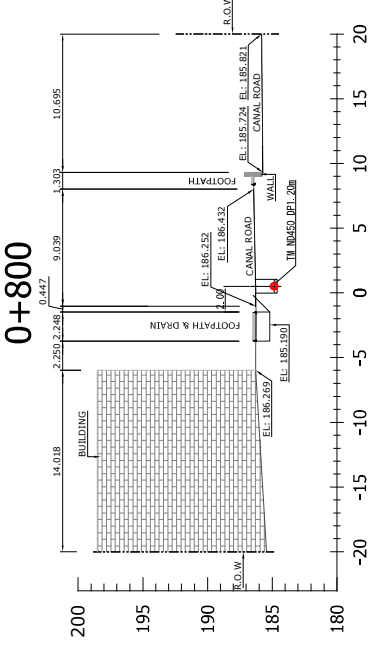
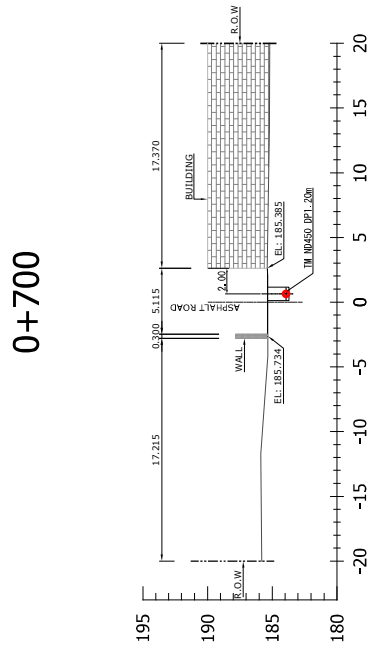
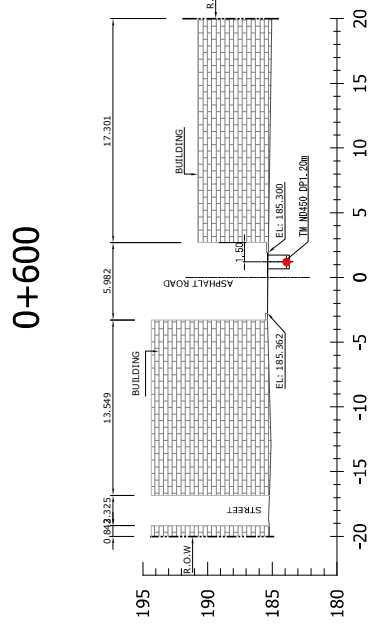
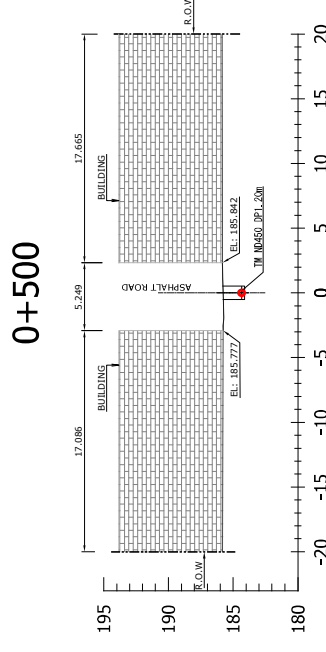
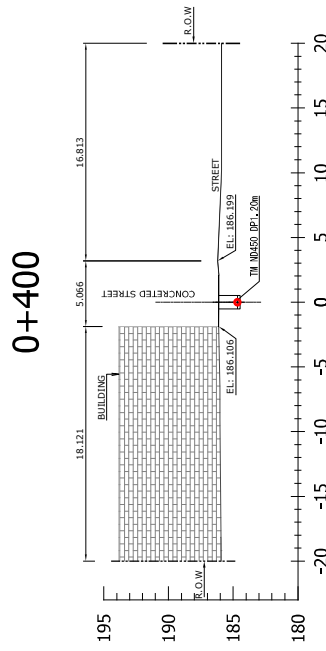
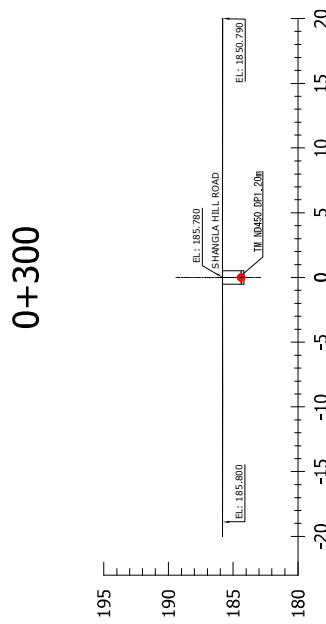
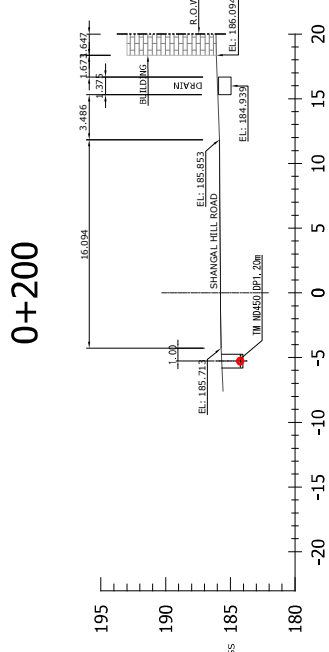
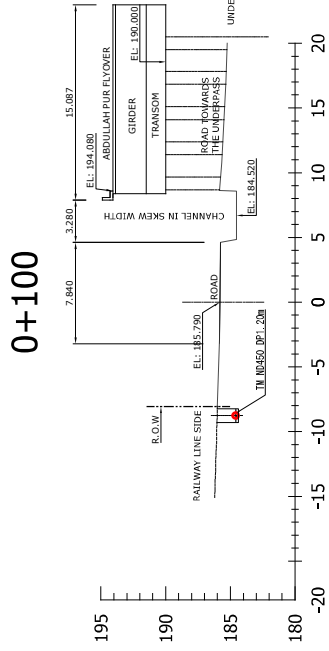
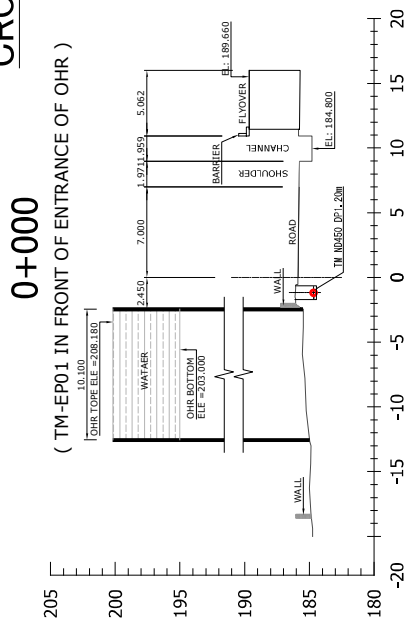
PROJECT TITLE:  
 THE PREPARATORY SURVEY FOR THE PROJECT FOR IMPROVEMENT OF WATER  
 TREATMENT PLANT AND WATER DISTRIBUTION SYSTEM IN FAISALABAD

DRAWING TITLE:  
 CROSS SECTIONS OF TRANSMISSION MAIN (2)

SCALE: 1/200  
 DRAWING NO: TM-016

# CROSS SECTIONS OF TRANSMISSION MAIN (3)

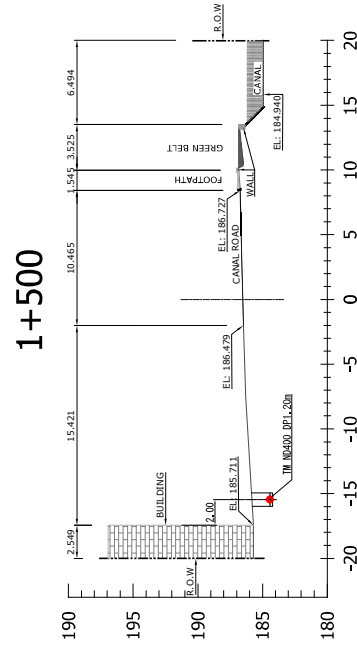
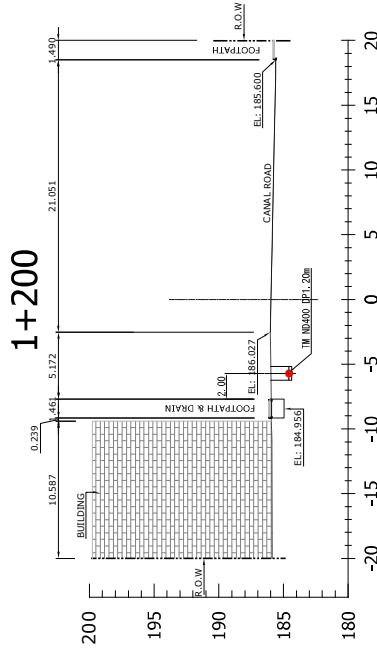
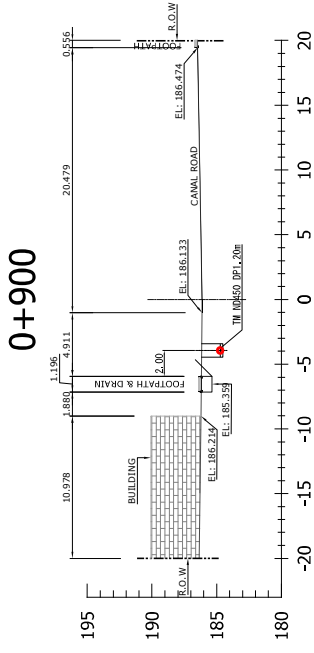
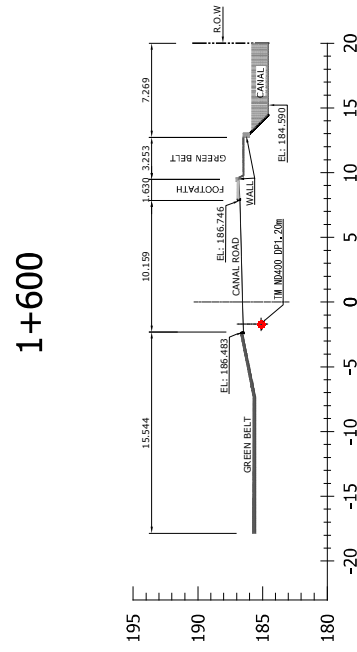
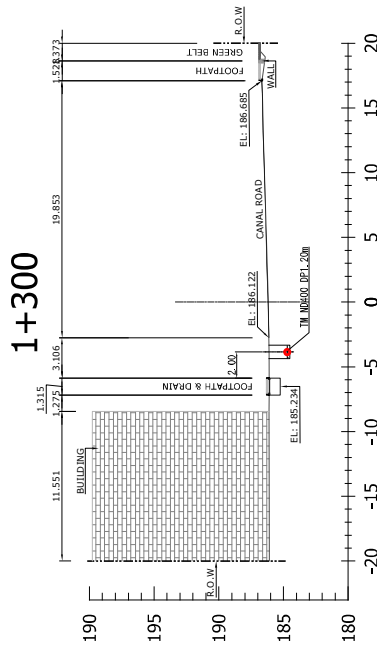
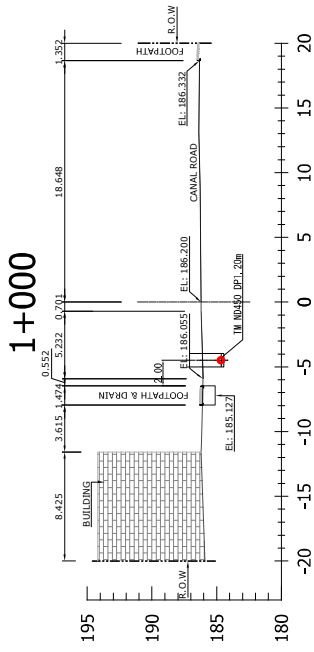
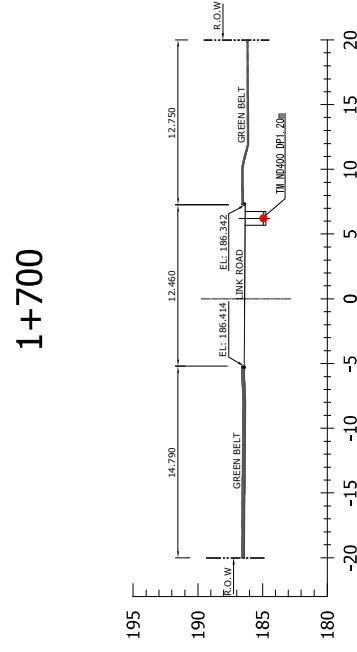
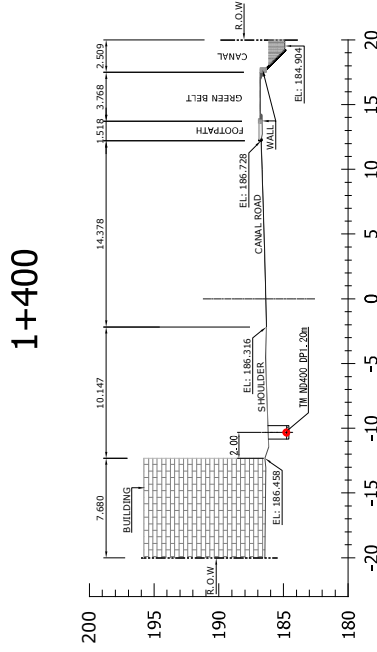
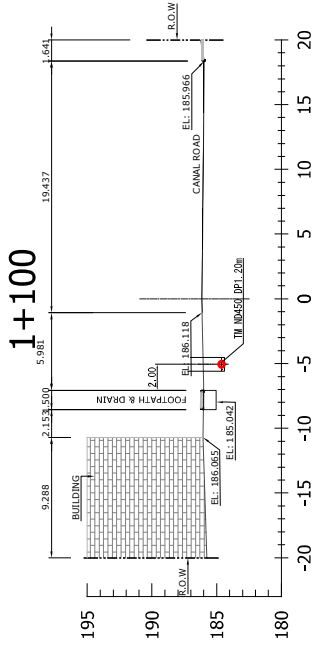
S=1/200



PROJECT TITLE: THE PREPARATORY SURVEY FOR THE PROJECT FOR IMPROVEMENT OF WATER TREATMENT PLANT AND WATER DISTRIBUTION SYSTEM IN FAISALABAD	DRAWING TITLE: CROSS SECTIONS OF TRANSMISSION MAIN (3)	DRAWING NO: TM-017
		SCALE: 1/200

# CROSS SECTIONS OF TRANSMISSION MAIN (4)

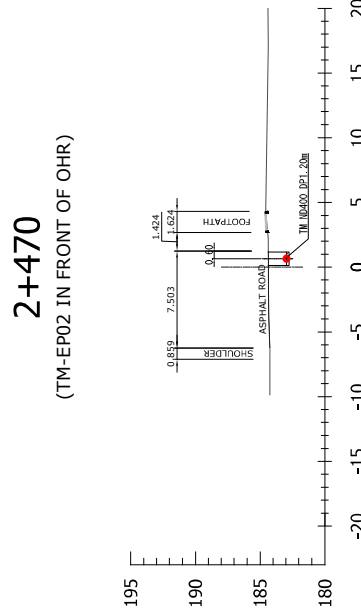
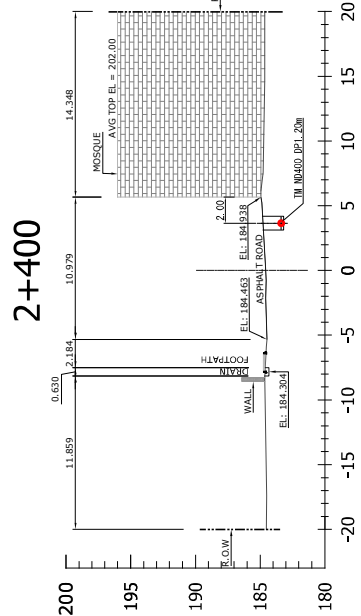
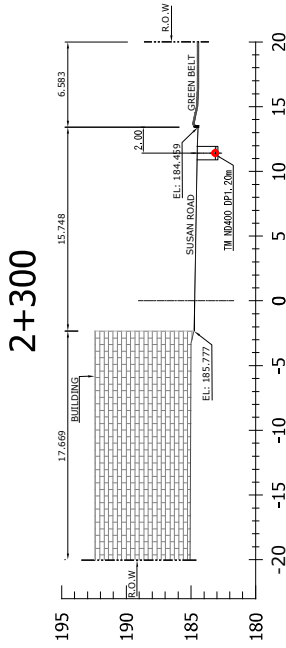
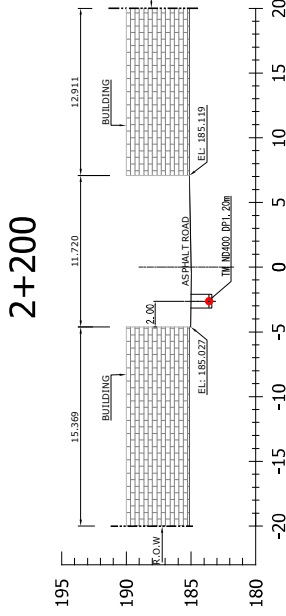
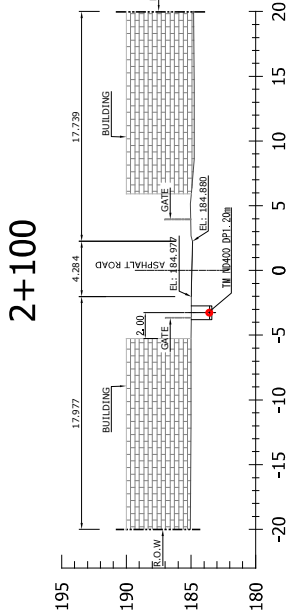
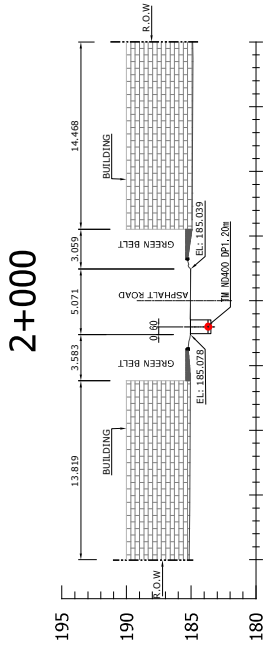
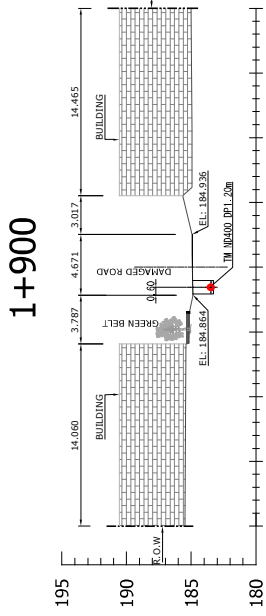
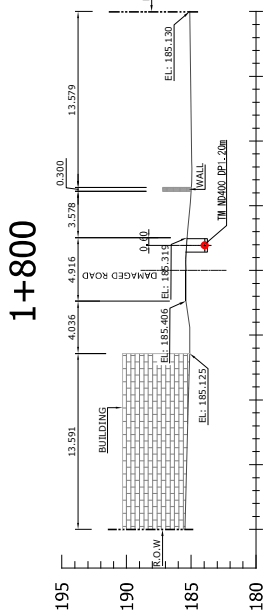
S=1/200



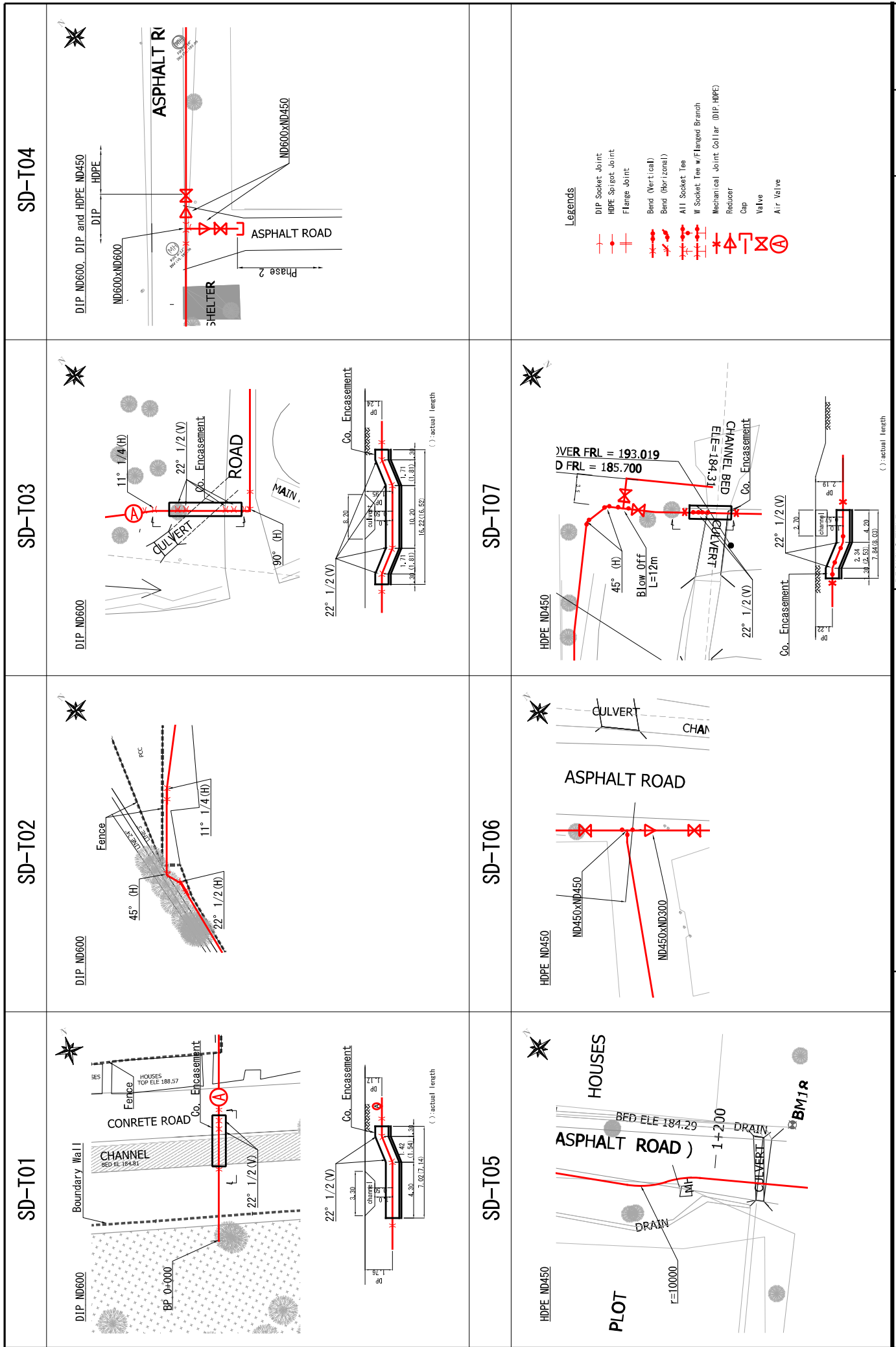
<p>PROJECT TITLE: THE PREPARATORY SURVEY FOR THE PROJECT FOR IMPROVEMENT OF WATER TREATMENT PLANT AND WATER DISTRIBUTION SYSTEM IN FAISALABAD</p>	<p>DRAWING TITLE: CROSS SECTIONS OF TRANSMISSION MAIN (4)</p>	<p>DRAWING NO: TM-018</p>
		SCALE: 1/200

# CROSS SECTIONS OF TRANSMISSION MAIN (5)

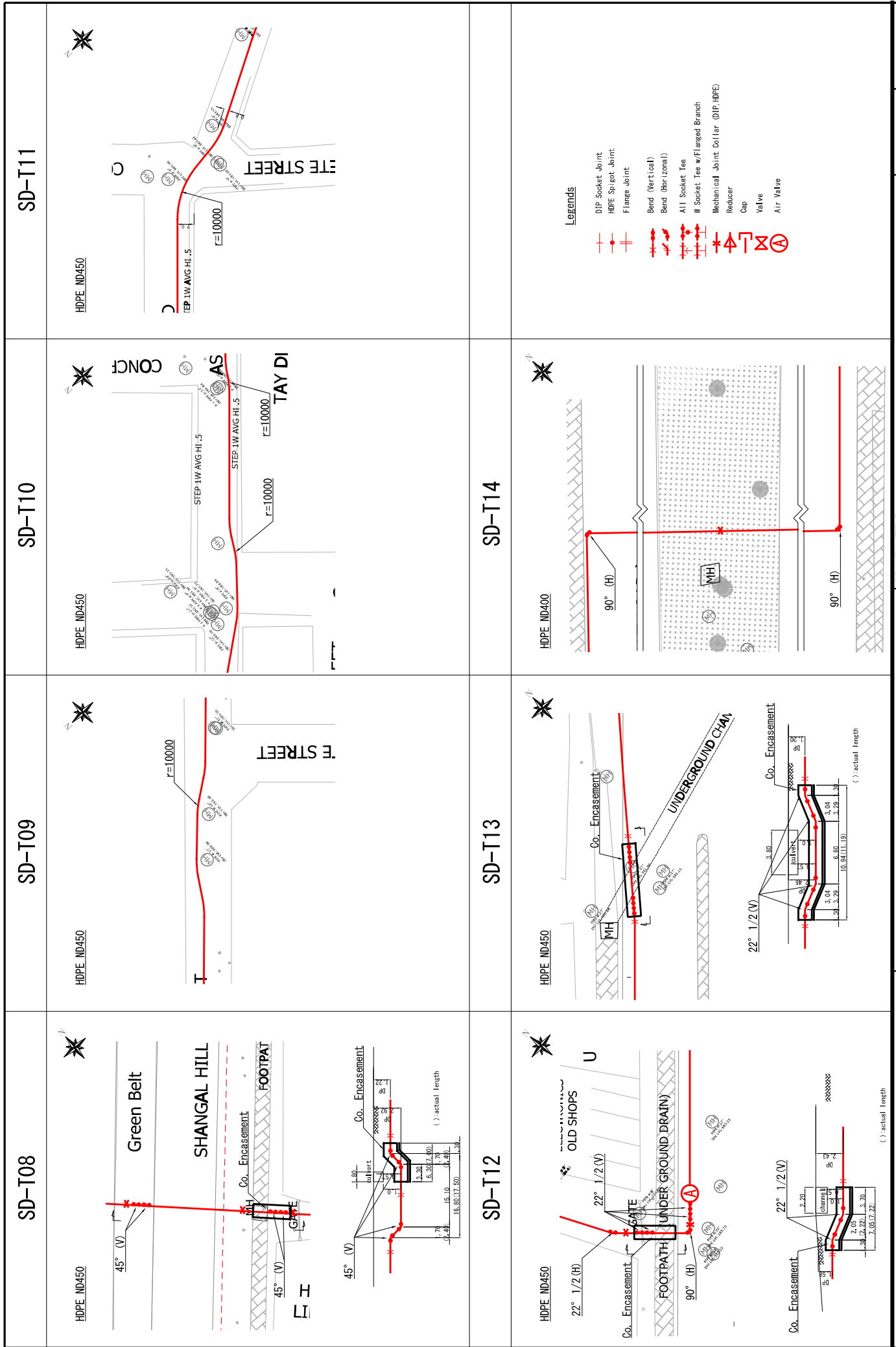
S=1/200



<p>PROJECT TITLE: THE PREPARATORY SURVEY FOR THE PROJECT FOR IMPROVEMENT OF WATER TREATMENT PLANT AND WATER DISTRIBUTION SYSTEM IN FAISALABAD</p>	<p>DRAWING TITLE: CROSS SECTIONS OF TRANSMISSION MAIN (5)</p>	<p>DRAWING NO: TM-019</p>
		SCALE: 1/200



PROJECT TITLE: THE PREPARATORY SURVEY FOR THE PROJECT FOR IMPROVEMENT OF WATER TREATMENT PLANT AND WATER-DISTRIBUTION SYSTEM IN FAISALABAD	DRAWING TITLE: SPOT DETAILS OF TRANSMISSION MAIN (1)	SCALE: 1/200	DRAWING NO: TM-020
---	---	-----------------	-----------------------

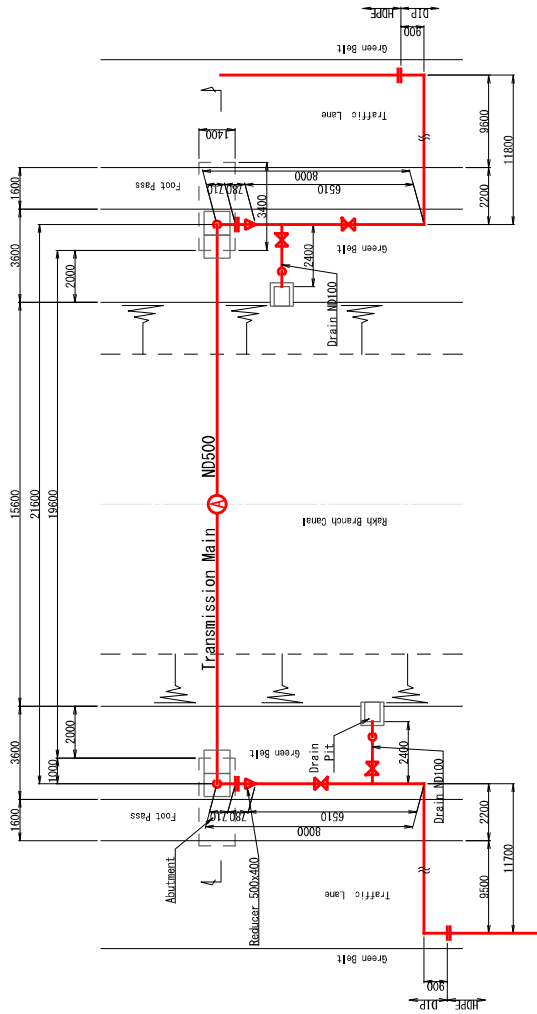


SD-T08	SD-T09	SD-T10	SD-T11
SD-T12	SD-T13	SD-T14	
PROJECT TITLE: THE PREPARATORY SURVEY FOR THE PROJECT FOR IMPROVEMENT OF WATER TREATMENT PLANT AND WATER DISTRIBUTION SYSTEM IN FAISALABAD			
DRAWING TITLE: SPOT DETAILS OF TRANSMISSION MAIN (2)			DRAWING NO: TM-21
SCALE: 1/200			

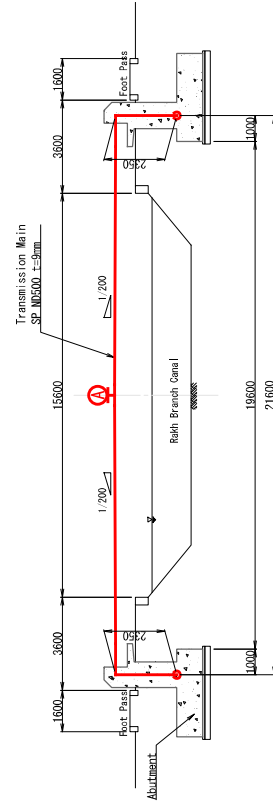


# Pipe Bridge Transmission Main

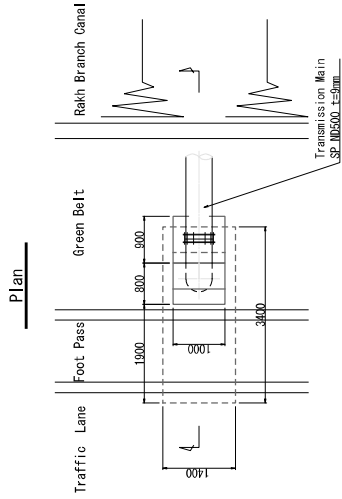
General Plan  
S=1/100



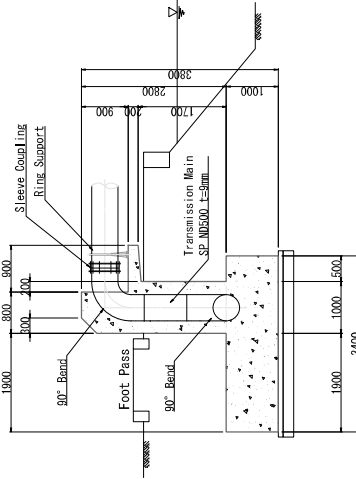
Section  
S=1/100



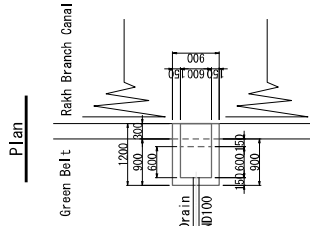
Abutment  
S=1/50



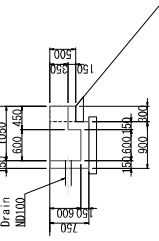
Section



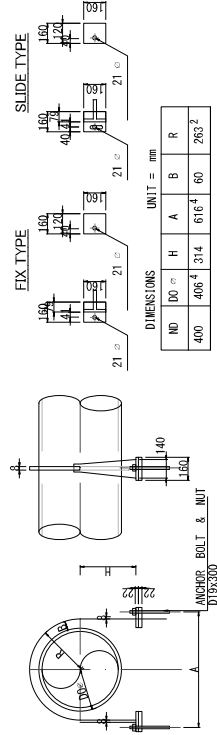
Drain Pit  
S=1/50



Section



Ring Support  
NON SCALE



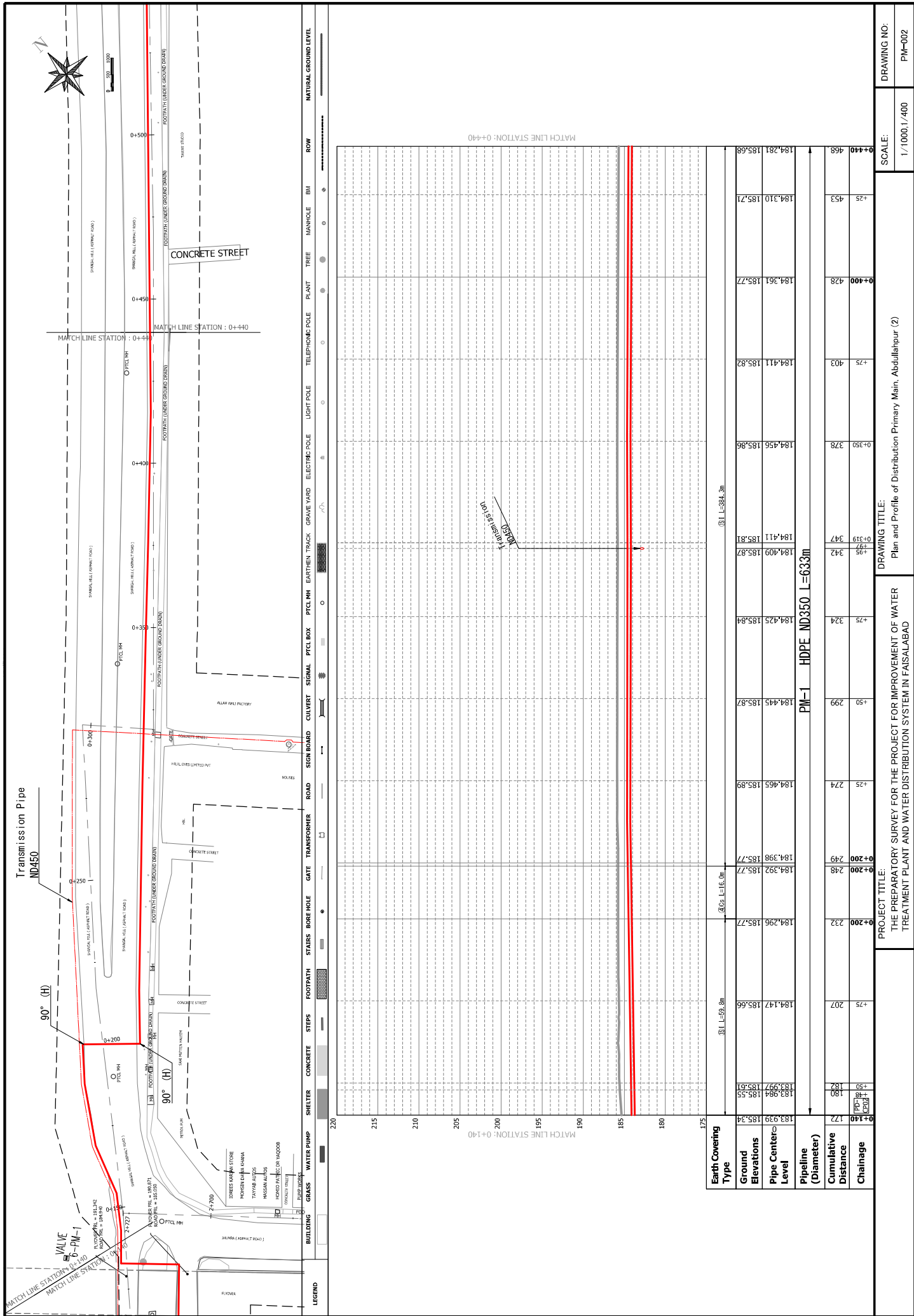
PROJECT TITLE:  
THE PREPARATORY SURVEY FOR THE PROJECT FOR IMPROVEMENT OF WATER  
TREATMENT PLANT AND WATER DISTRIBUTION SYSTEM IN FAISALABAD

DRAWING TITLE:  
Pipe Bridge (Transmission Main)

SCALE:  
AS SHOWN

DRAWING NO:  
TM-022





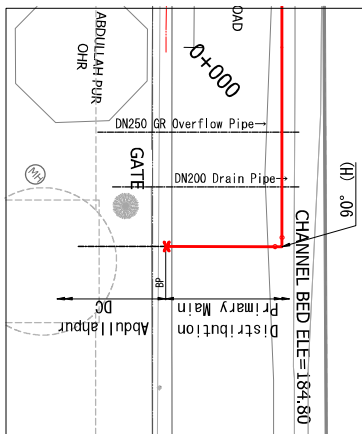
Station	Ground Elevation	Pipe Center Level	Pipe Diameter	Cumulative Distance	Chaining
0+140	183.99	183.34		177	
+50	183.984	183.55		180	
+8	183.97	183.40		182	
+207	184.147	185.66		207	
0+200	184.296	185.77		232	
0+200	184.392	185.77		248	
0+200	184.398	185.77		249	
+25	184.465	185.89		274	
+50	184.445	185.87		299	
+75	184.425	185.84		324	
+95	184.409	185.87		342	
+95	184.411	185.81		347	
0+350	184.456	185.86		378	
+75	184.411	185.82		403	
0+400	184.361	185.77		428	
+25	184.310	185.71		453	
0+440	184.281	185.68		468	

PROJECT TITLE: THE PREPARATORY SURVEY FOR THE PROJECT FOR IMPROVEMENT OF WATER TREATMENT PLANT AND WATER DISTRIBUTION SYSTEM IN FAISALBAD  
 DRAWING TITLE: Plan and Profile of Distribution Primary Main, Abdullapur (2)  
 SCALE: 1/1000.1/400  
 DRAWING NO: PM-02

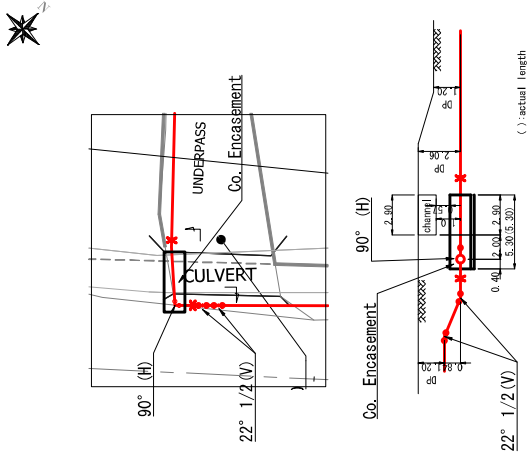




SD-PI-01



SD-PI-02



**Legends**

- HPPE Spigot Joint
- HPPE Mechanical Joint
- Flange Joint
- Bend (Vertical)
- Bend (Horizontal)
- All Socket Tee
- W Socket Tee w/Flanged Branch
- Mechanical Joint Collar
- Reducer
- Cap
- Valve
- Air Valve

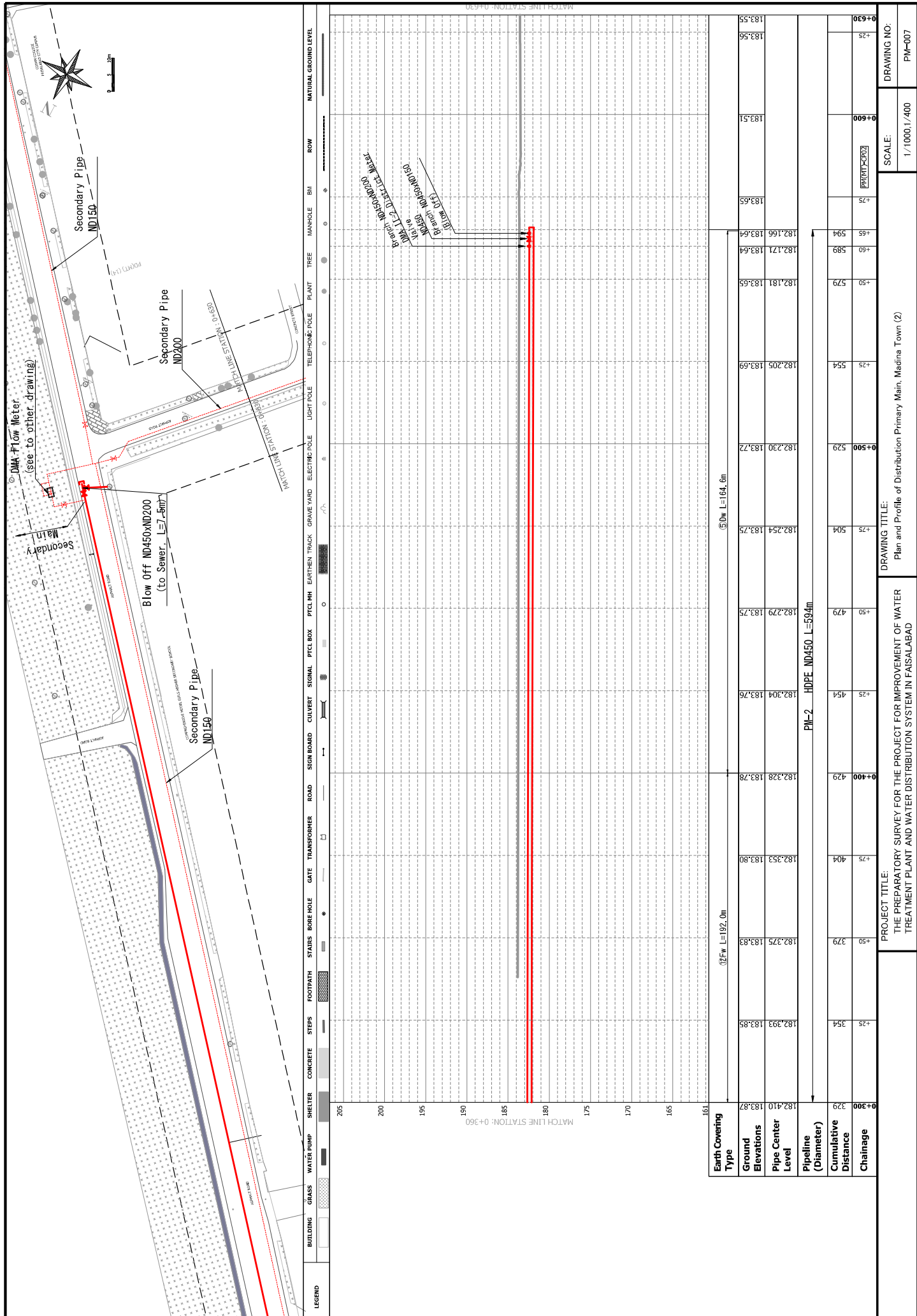
PROJECT TITLE:  
THE PREPARATORY SURVEY FOR THE PROJECT FOR IMPROVEMENT OF WATER  
TREATMENT PLANT AND WATER DISTRIBUTION SYSTEM IN FAISALABAD

DRAWING TITLE:  
SPOT DETAILS OF TRANSMISSION MAIN (1)

SCALE:  
1/200

DRAWING NO:  
PM-005





Earth Covering Type	Ground Elevations	Pipe Center Level	Pipeline (Diameter)	Cumulative Distance	Chainage
②Fw L=192.0m	182.328	182.304	150	0+300	329
⑤Dw L=164.6m	182.328	182.304	150	0+400	429
	182.279	182.276	150	0+500	529
	182.230	182.227	150	0+600	629
	182.181	182.181	150	0+700	729
	182.171	182.171	150	0+800	829
	182.166	182.166	150	0+900	929
	183.51	183.51	150	0+950	979
	183.65	183.65	150	0+975	999
	183.56	183.56	150	0+995	1019
	183.55	183.55	150	0+999	1023

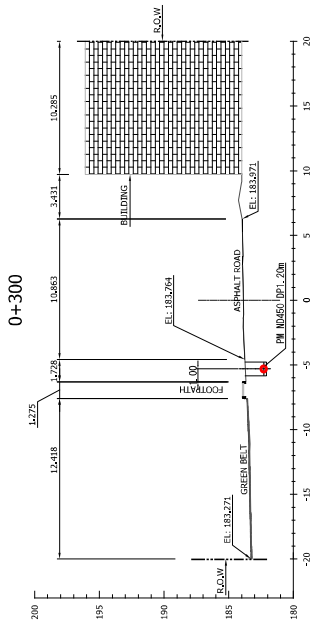
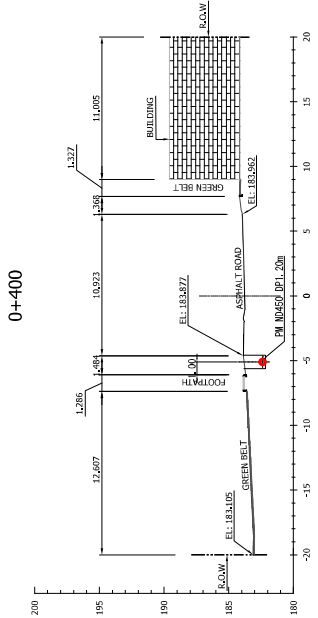
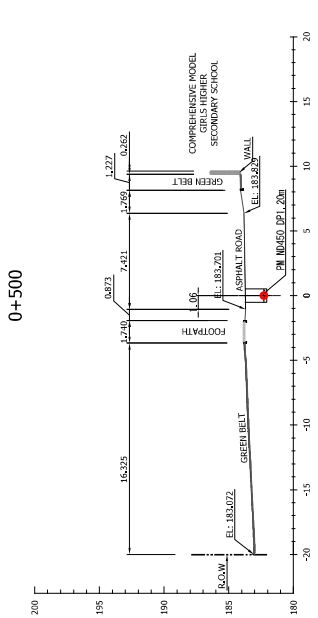
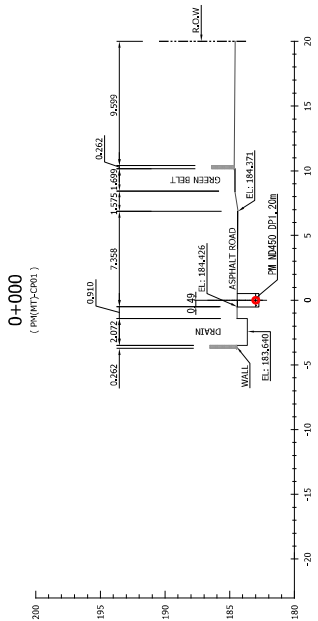
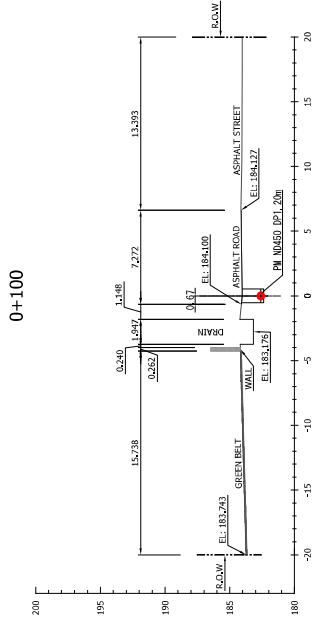
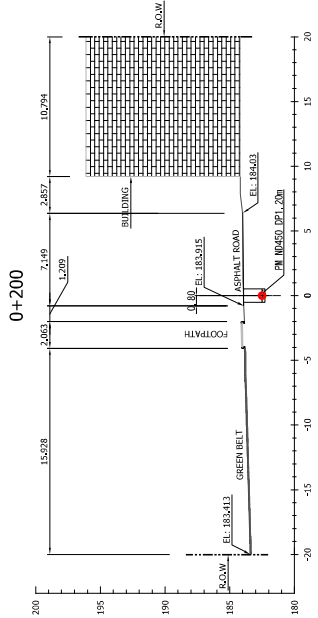
**PROJECT TITLE:**  
THE PREPARATORY SURVEY FOR THE PROJECT FOR IMPROVEMENT OF WATER TREATMENT PLANT AND WATER DISTRIBUTION SYSTEM IN FAISALABAD

**DRAWING TITLE:**  
Plan and Profile of Distribution Primary Main, Madina Town (2)

**SCALE:**  
1/1000.1/400

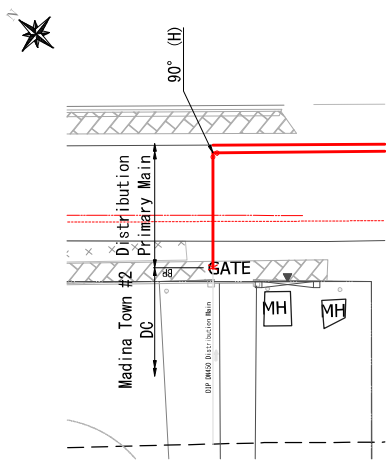
**DRAWING NO.:**  
Pm-007





<b>PROJECT TITLE:</b> THE PREPARATORY SURVEY FOR THE PROJECT FOR IMPROVEMENT OF WATER TREATMENT PLANT AND WATER DISTRIBUTION SYSTEM IN FAISALABAD	<b>DRAWING TITLE:</b> Cross Section of Distribution Primary Main, Madina Town (1)	<b>SCALE:</b> 1/200	<b>DRAWING NO.:</b> PM-008
--	--	------------------------	-------------------------------

SD-SII-01

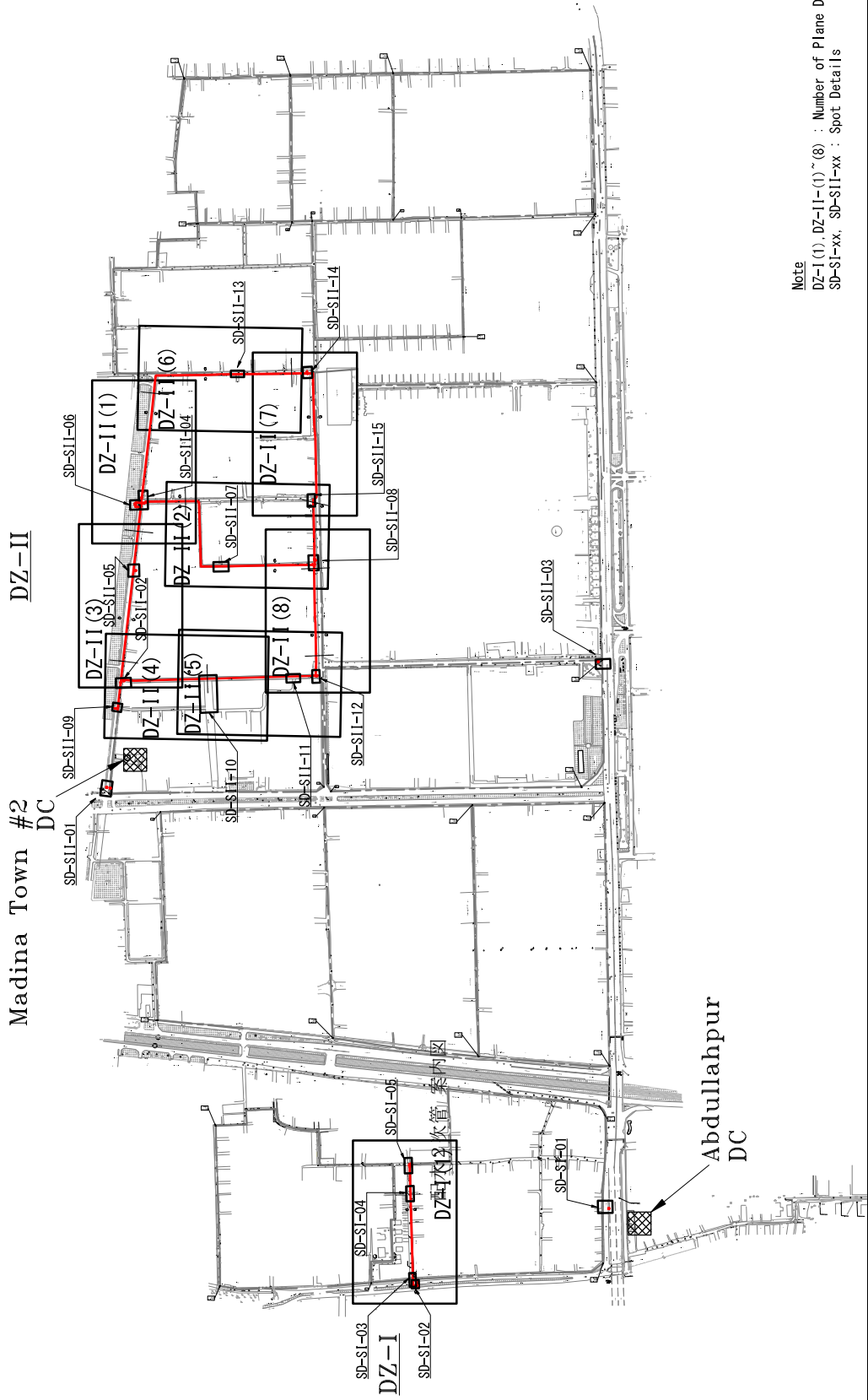


- Legends**
- HOPE Spigot Joint
  - HOPE Mechanical Joint
  - Flange Joint
  - Bend (Vertical)
  - Bend (Horizontal)
  - All Socket Tee
  - W Socket Tee w/ Flanged Branch
  - Mechanical Joint Collar
  - Reducer
  - Cap
  - Valve
  - Air Valve

PROJECT TITLE: THE PREPARATORY SURVEY FOR THE PROJECT FOR IMPROVEMENT OF WATER TREATMENT PLANT AND WATER DISTRIBUTION SYSTEM IN FAISALABAD	DRAWING TITLE: SPOT DETAILS OF TRANSMISSION MAIN (2)	SCALE:	1 / 200
		DRAWING NO:	PM-009

# Key Plan of Distribution Secondary Main

S=1/10,000

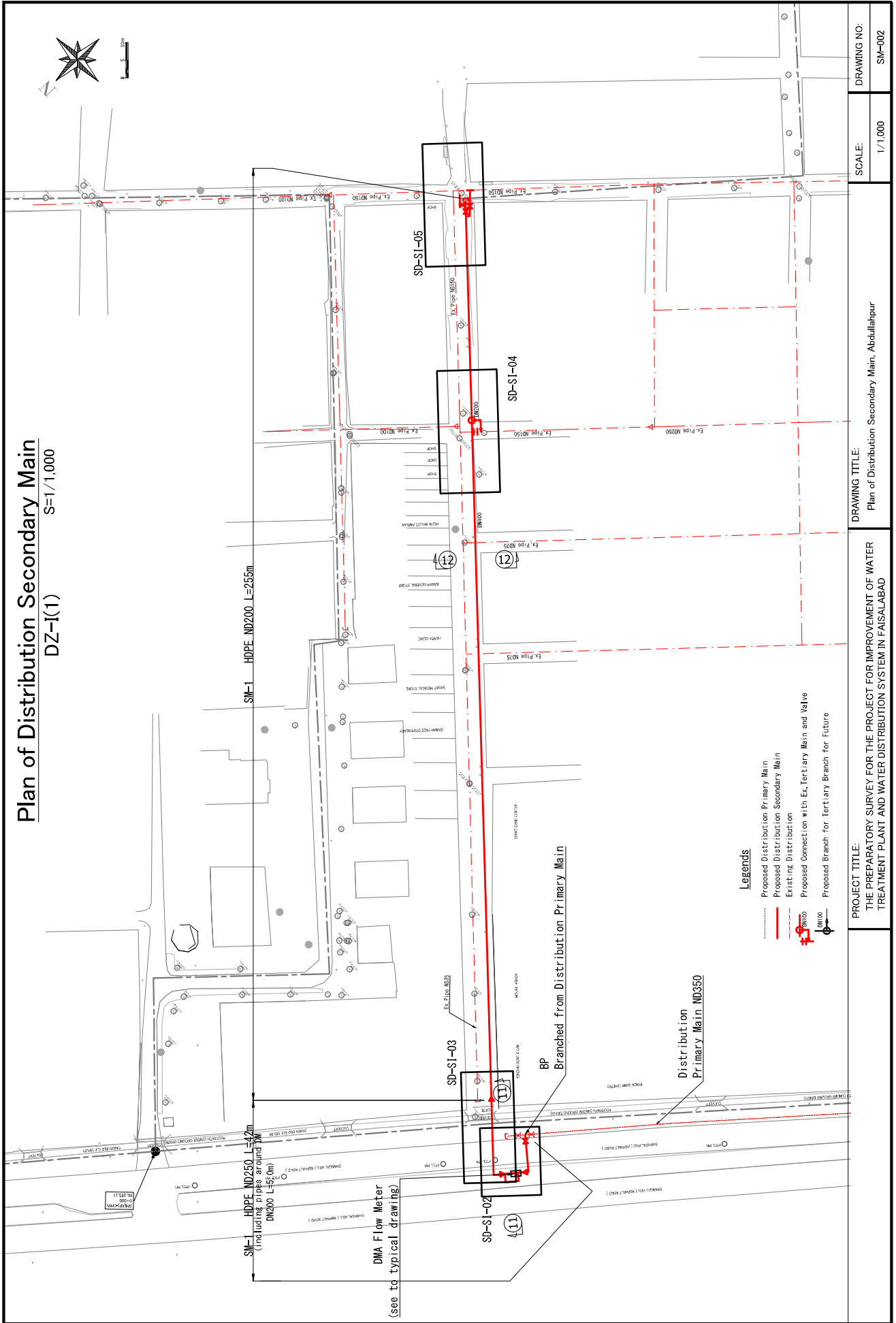


PROJECT TITLE: THE PREPARATORY SURVEY FOR THE PROJECT FOR IMPROVEMENT OF WATER TREATMENT PLANT AND WATER DISTRIBUTION SYSTEM IN FAISALABAD	DRAWING TITLE: Key Plan of Distribution Secondary Main		DRAWING NO: SM-001
	SCALE: 1/10,000		

SM-01

# Plan of Distribution Secondary Main

S=1/1,000  
DZ-I(1)



**PROJECT TITLE:**  
THE PREPARATORY SURVEY FOR THE PROJECT FOR IMPROVEMENT OF WATER TREATMENT PLANT AND WATER DISTRIBUTION SYSTEM IN FAISALABAD

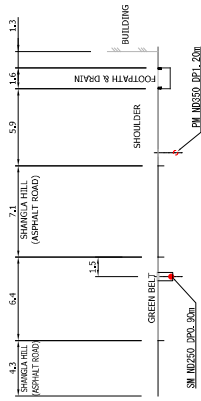
**DRAWING TITLE:**  
Plan of Distribution Secondary Main, Abdullahpur

**SCALE:**  
1/1,000

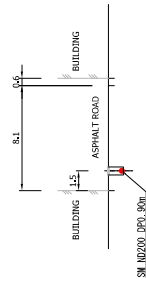
**DRAWING NO:**  
SM-002

**SM-02**

(11)-(11)



(12)-(12)



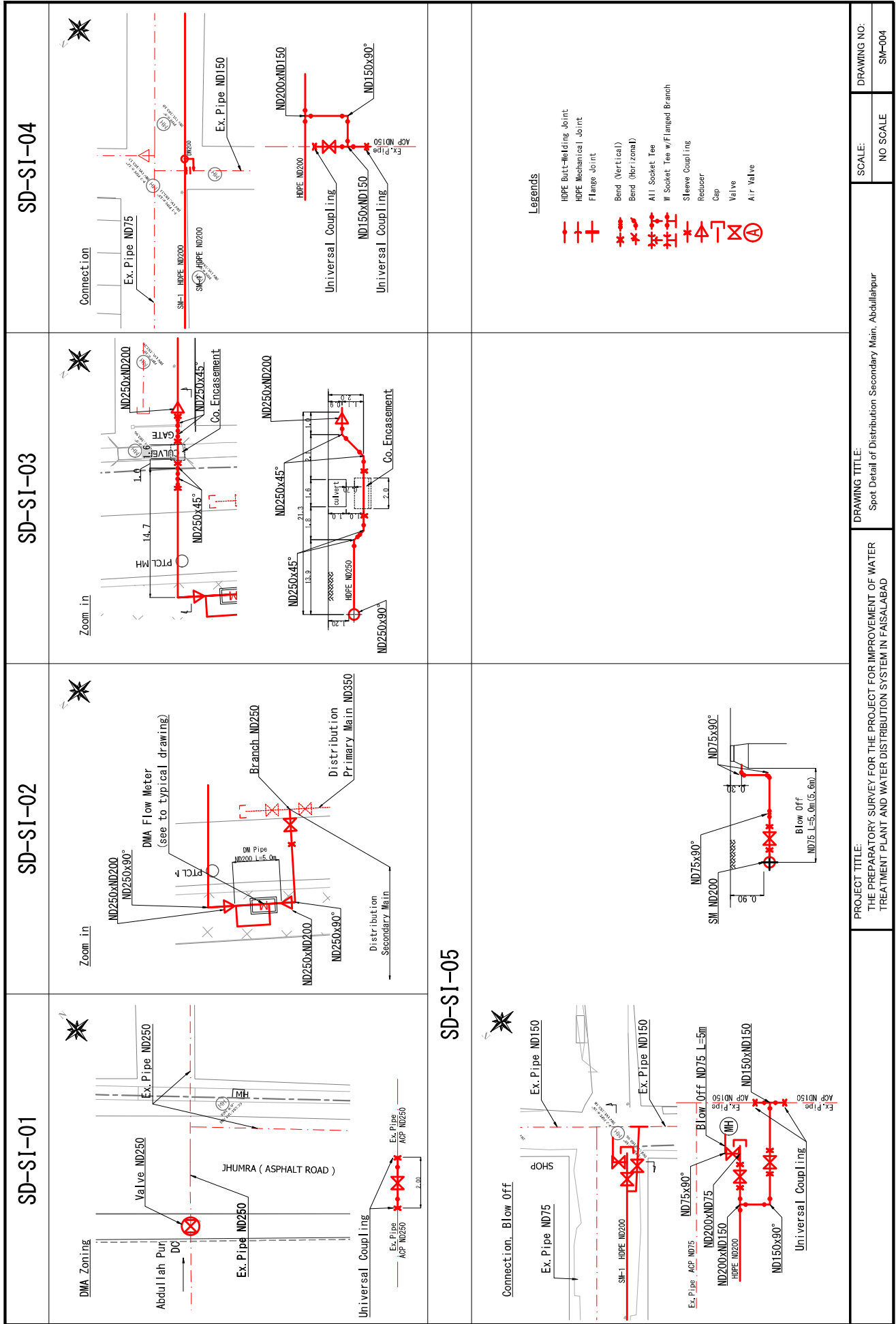
PROJECT TITLE:  
THE PREPARATORY SURVEY FOR THE PROJECT FOR IMPROVEMENT OF WATER  
TREATMENT PLANT AND WATER DISTRIBUTION SYSTEM IN FAISALABAD

DRAWING TITLE:  
Cross Section of Distribution Secondary Main - Abdullahpur

SCALE:  
1/200

DRAWING NO:  
SM-003

SM-03

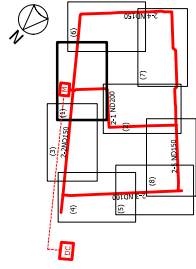


<p><b>PROJECT TITLE:</b> THE PREPARATORY SURVEY FOR THE PROJECT FOR IMPROVEMENT OF WATER TREATMENT PLANT AND WATER DISTRIBUTION SYSTEM IN FAISALABAD</p>	<p><b>DRAWING TITLE:</b> Spot Detail of Distribution Secondary Main, Abdullalpur</p>	<p><b>SCALE:</b> NO SCALE</p>	<p><b>DRAWING NO:</b> SM-004</p>
--	--	-----------------------------------	--------------------------------------

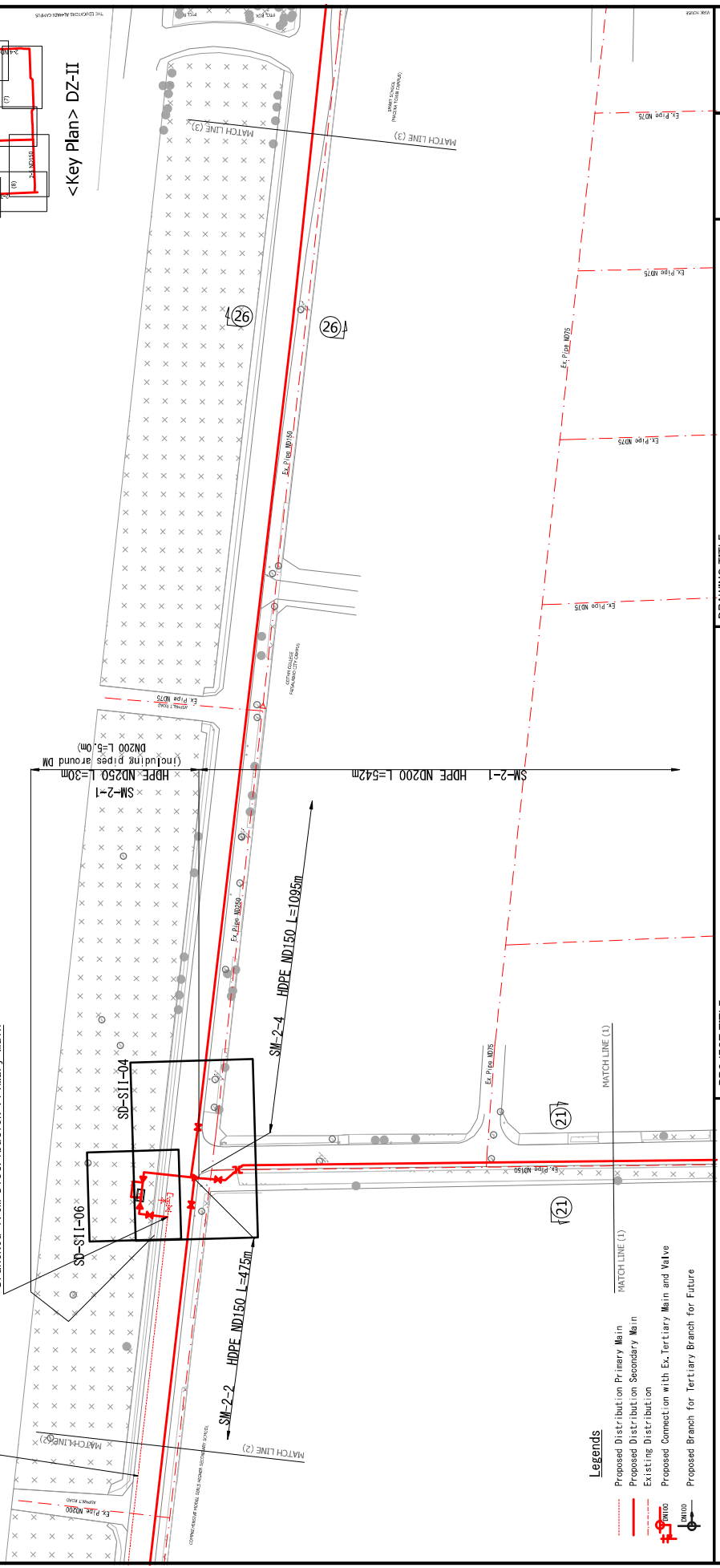
# Plan of Distribution Secondary Main

S=1/1,000

DZ-II(1)



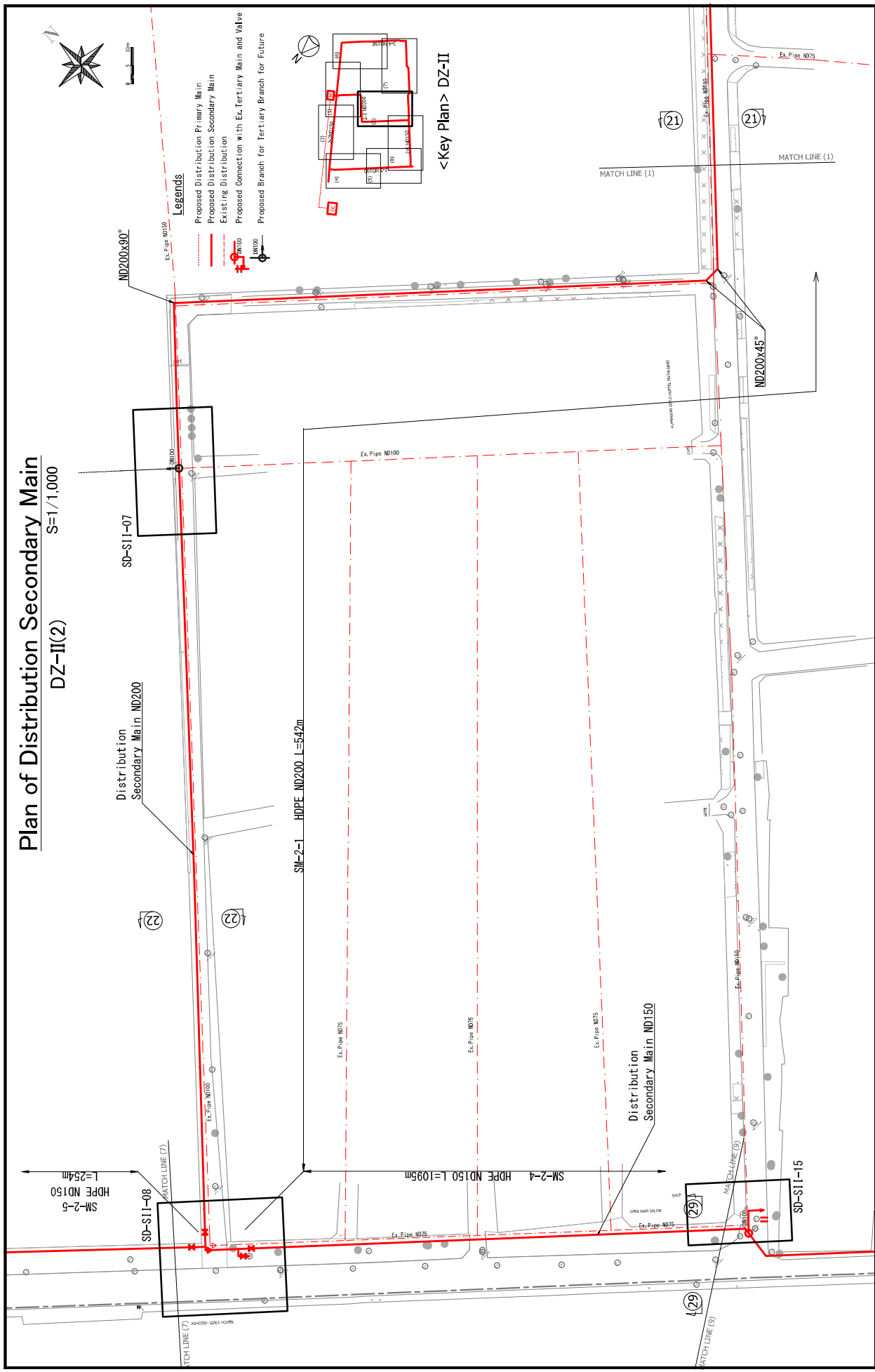
Distribution Primary Main ND450  
 BP Branched from Distribution Primary Main



- Legends**
- Proposed Distribution Primary Main
  - Proposed Distribution Secondary Main
  - Existing Distribution
  - Proposed Connection with Ex. Tertiary Main and Valve
  - Proposed Branch for Tertiary Branch for Future

PROJECT TITLE: THE PREPARATORY SURVEY FOR THE PROJECT FOR IMPROVEMENT OF WATER TREATMENT PLANT AND WATER DISTRIBUTION SYSTEM IN FAISALABAD	DRAWING TITLE: Plan of Distribution Secondary Main, Madina Town (1)	SCALE: 1/1,000	DRAWING NO: SM-005
---	--	-------------------	-----------------------

SM-05



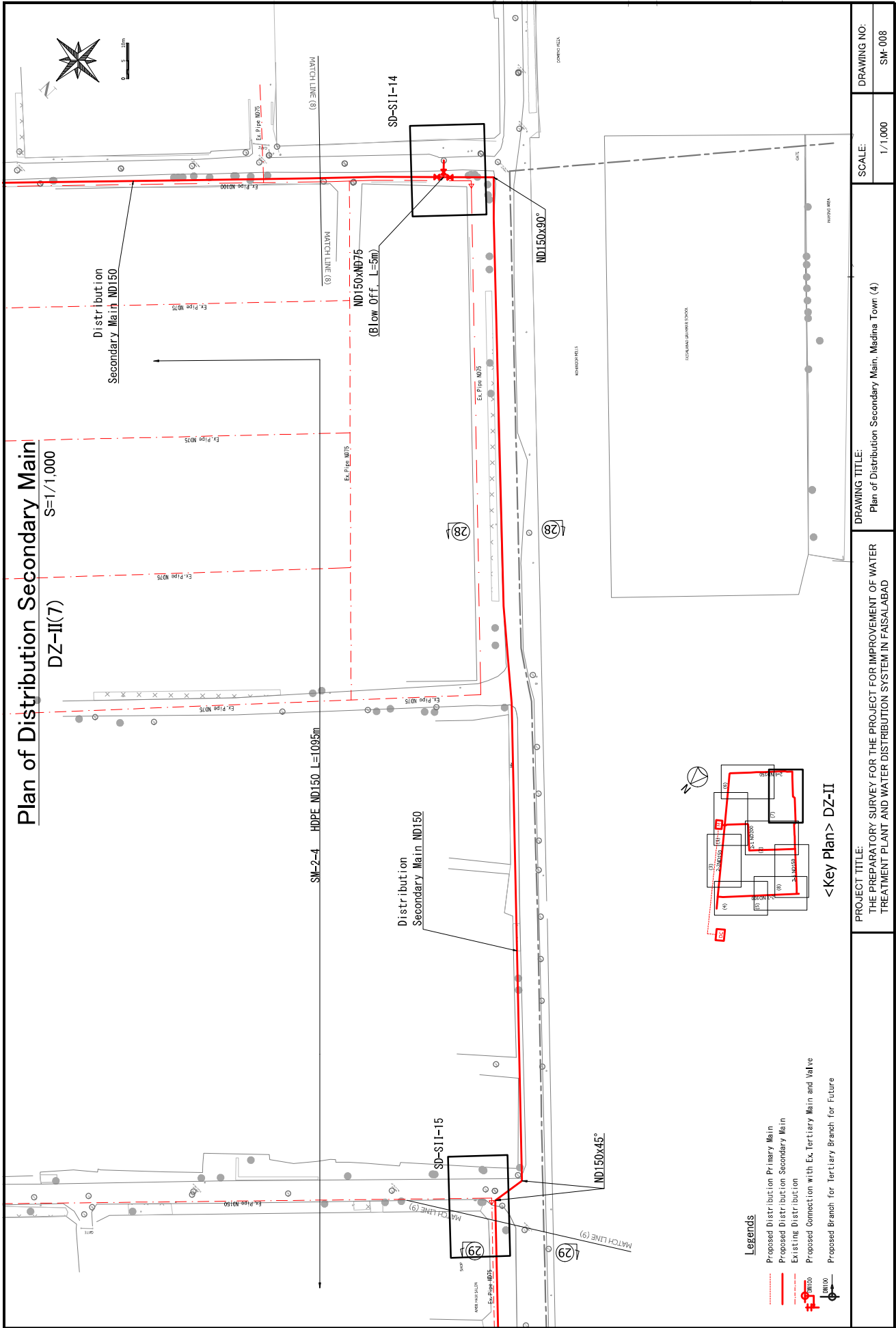
**Plan of Distribution Secondary Main**  
**DZ-II(2)**  
 S=1/1,000

DRAWING NO: SM-006	SCALE: 1/1,000	DRAWING TITLE: Plan of Distribution Secondary Main, Madina Town (2)	PROJECT TITLE: THE PREPARATORY SURVEY FOR THE PROJECT FOR IMPROVEMENT OF WATER TREATMENT PLANT AND WATER DISTRIBUTION SYSTEM IN FAISALABAD
-----------------------	-------------------	--	---

**SM-06**







**Plan of Distribution Secondary Main**

DZ-II(7)  
S=1/1,000

SM-2-4 HDPE ND150 L=1095m

Distribution Secondary Main ND150

ND150xND75 (Blow Off, L=5m)

SD-S11-14

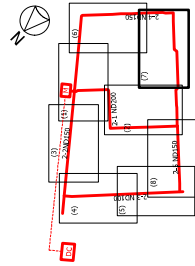
SD-S11-15

ND150x45°

ND150x90°

**Legends**

- Proposed Distribution Primary Main
- Proposed Distribution Secondary Main
- Existing Distribution
- Proposed Connection with Ex. Tertiary Main and Valve
- Proposed Branch for Tertiary Branch for Future



<Key Plan> DZ-II

PROJECT TITLE:  
THE PREPARATORY SURVEY FOR THE PROJECT FOR IMPROVEMENT OF WATER TREATMENT PLANT AND WATER DISTRIBUTION SYSTEM IN FAISALABAD

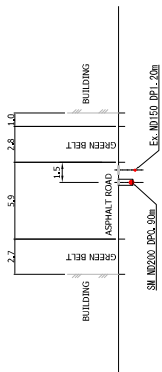
DRAWING TITLE:  
Plan of Distribution Secondary Main, Madina Town (4)

SCALE:  
1/1,000

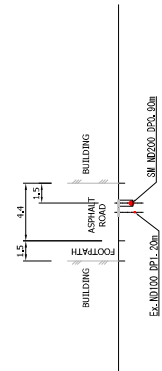
DRAWING NO:  
SM-008

SM-08

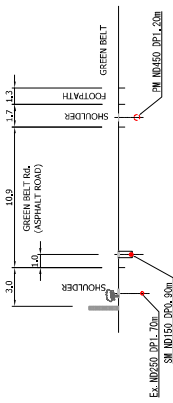
(21)-(21)



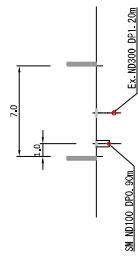
(22)-(22)



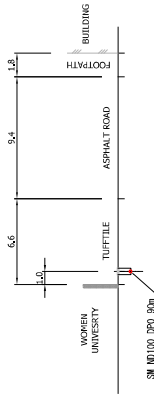
(23)-(23)



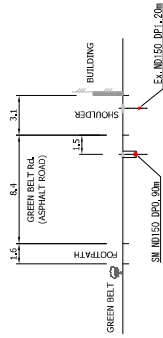
(24)-(24)



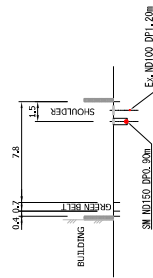
(25)-(25)



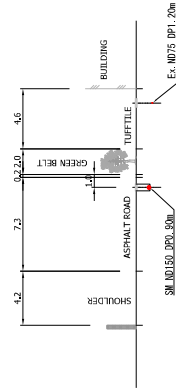
(26)-(26)



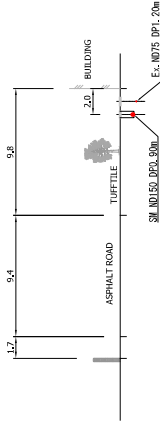
(27)-(27)



(28)-(28)



(29)-(29)



PROJECT TITLE:  
THE PREPARATORY SURVEY FOR THE PROJECT FOR IMPROVEMENT OF WATER  
TREATMENT PLANT AND WATER DISTRIBUTION SYSTEM IN FAISALABAD

DRAWING TITLE:  
Cross Section of Distribution Secondary Main, Madina Town

SCALE:  
1/200

DRAWING NO:  
SM-009

SM-09





