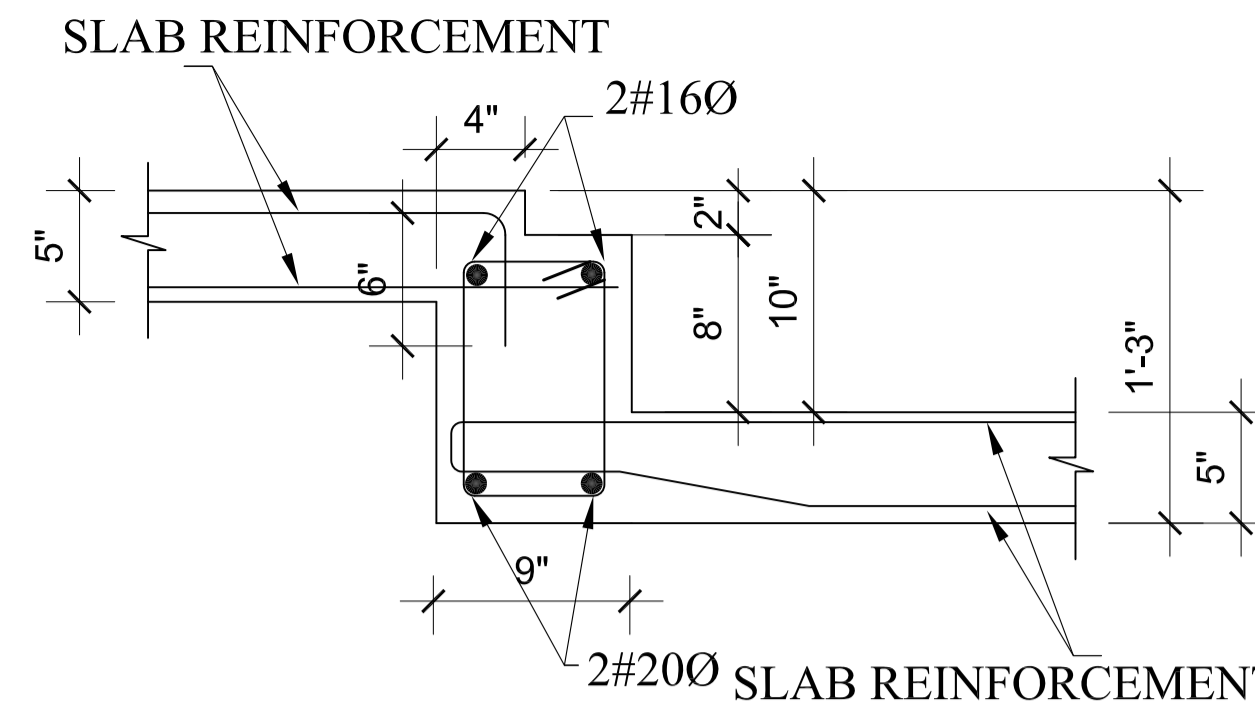
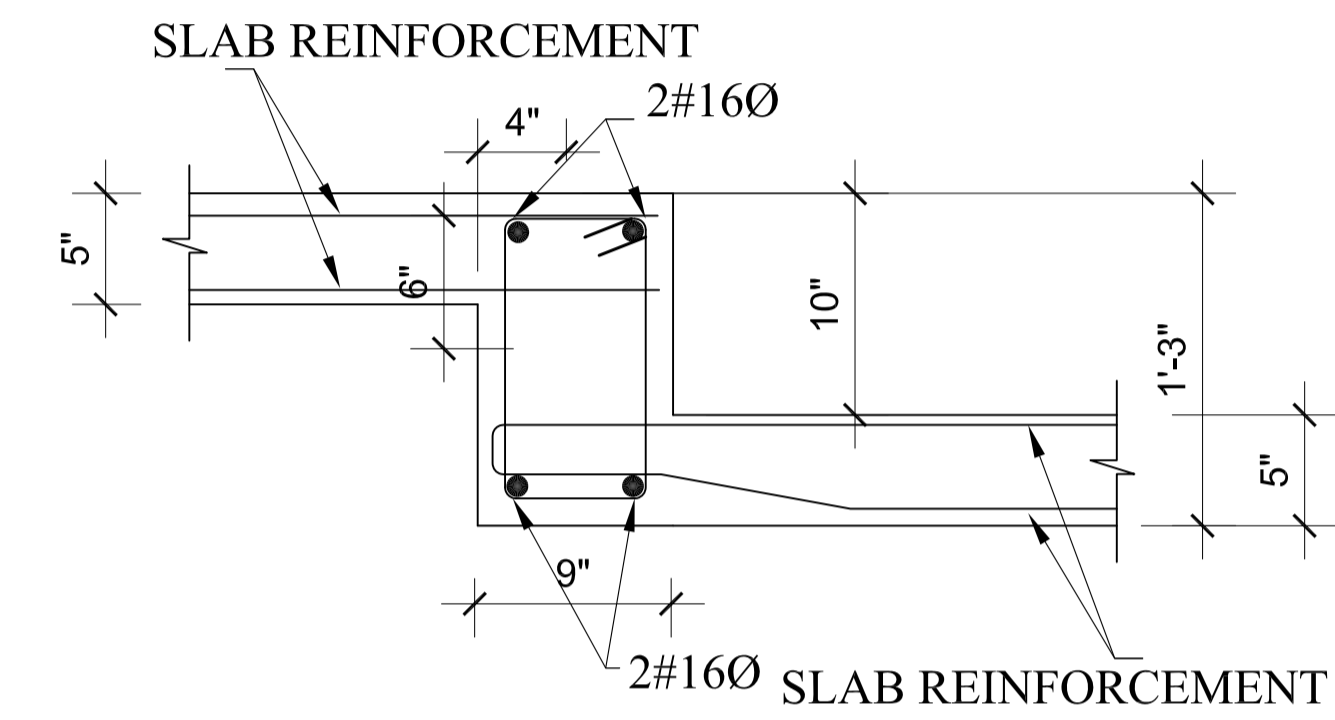


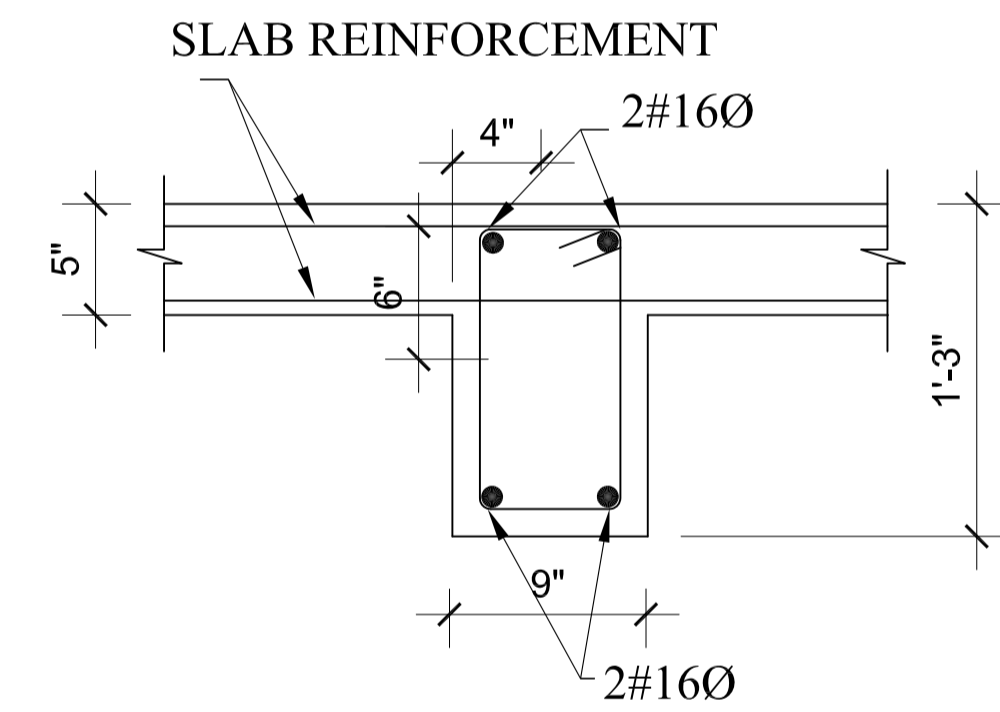
BLOCK-B
8TH/9TH FLOOR FRAMING PLAN
 ALL BEAMS SHALL BE 12"x20" UNLESS MENTIONED OTHERWISE
 SCALE :1/8" = 1'-0"



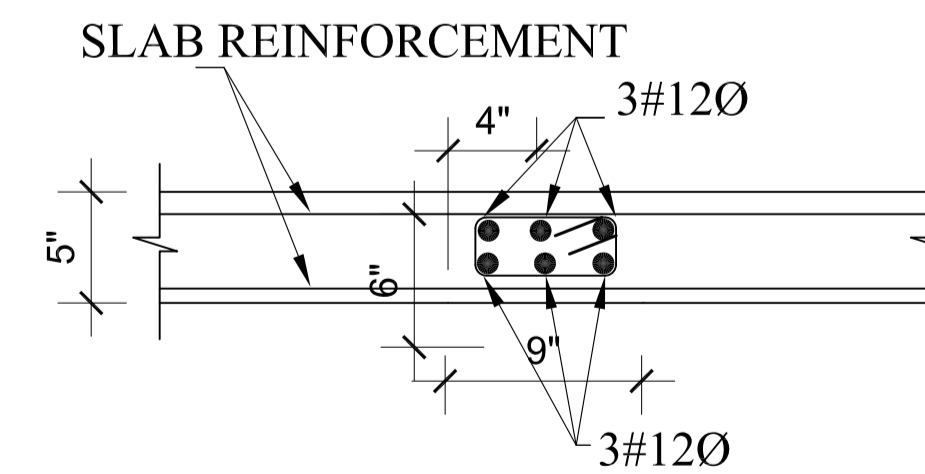
SECTION SB1 (FOR TOILET S. BEAM 9"x15")
 SHEAR REINFORCEMENT 8mmØ @ 4"/6" C/C
 SCALE :1" = 4'-0"



SECTION (9"x15")
 SHEAR REINFORCEMENT 8mmØ @ 4"/6" C/C
 SCALE :1" = 4'-0"



SECTION (9"x15")
 SHEAR REINFORCEMENT 8mmØ @ 4"/6" C/C
 SCALE :1" = 4'-0"



SECTION CB(9"x5")
 SHEAR REINFORCEMENT 8mmØ @ 4"/6" C/C
 SCALE :1" = 4'-0"

NOTES

1. ALL DIMENSIONS ARE IN INCH UNLESS NOTED OTHERWISE.
2. WRITTEN DIMENSIONS SHALL BE FOLLOWED. DRAWINGS ARE NOT TO BE SCALED.
3. GRADE OF CONCRETE MIX SHALL BE M-20 CONFORMING TO I.S.:456-2000 UNLESS NOTED OTHERWISE.
4. REINFORCEMENT SHALL BE HIGH STRENGTH DEFORMED BARS OF GRADE Fe500 FOR MAIN REINFORCEMENT AND SHEAR REINFORCEMENTS
5. CLEAR COVER TO REINFORCEMENT SHALL BE AS FOLLOWS BEAMS = 25MM , SLABS = 20MM AND COLUMNS =40MM
6. ANY DISCREPANCIES FOUND IN DIMENSIONS IN ANY OF THE DRAWINGS SHALL BE CLARIFIED WITH THE ENGINEER IN CHARGE BEFORE EXECUTION OF WORK AT SITE.
7. THE CONTRACTOR SHALL INSPECT & VERIFY ALL DIMENSIONS & LEVELS IN THE DRAWINGS AND SHALL COORDINATE WITH ACTUAL SITE CONDITIONS. ANY DISCREPANCY FOUND SHALL BE BROUGHT TO NOTICE OF THE ENGINEER IN CHARGE BEFORE EXECUTION OF WORK AT SITE.
8. ALL THE DETAILING SHALL BE AS PER INDIAN STANDARD.
9. THIS DRAWING SHALL BE READ IN CONJUNCTION WITH ALL OTHER STRUCTURAL, ARCHITECTURAL, ELECTRICAL, PLUMBING & WATER SUPPLY DRAWINGS AND ALL OTHER SERVICES DRAWINGS AND THE TENDER DOCUMENT.

OWNER:
 DOWNTOWN HOUSING CO. PVT.LTD

SIGNATURE: _____ DESIGNATION: _____

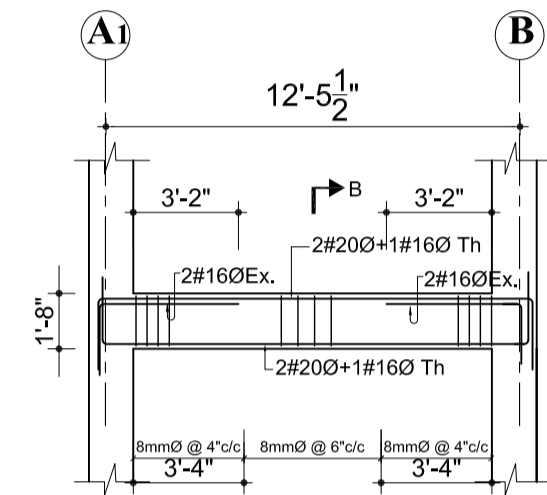
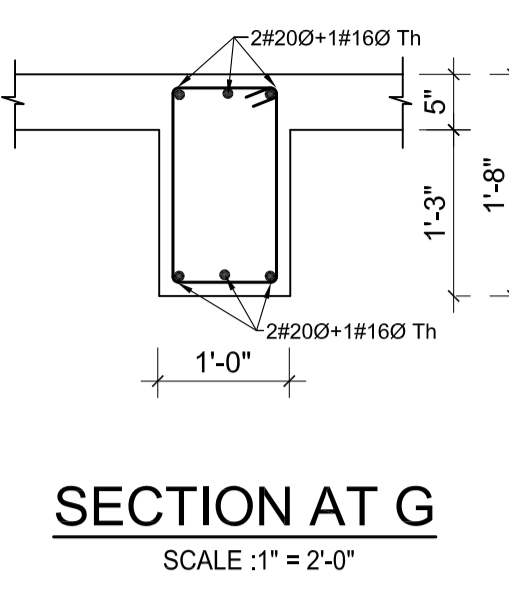
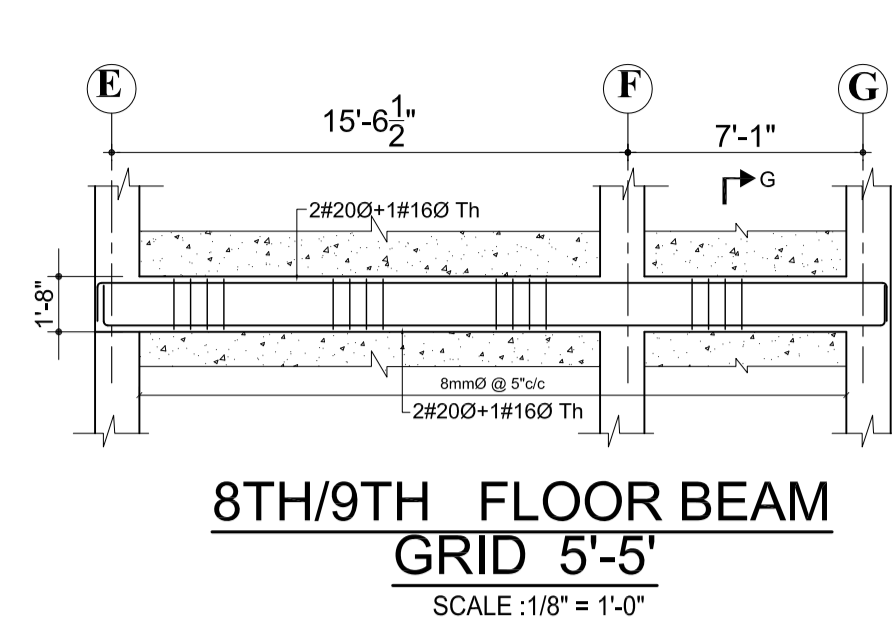
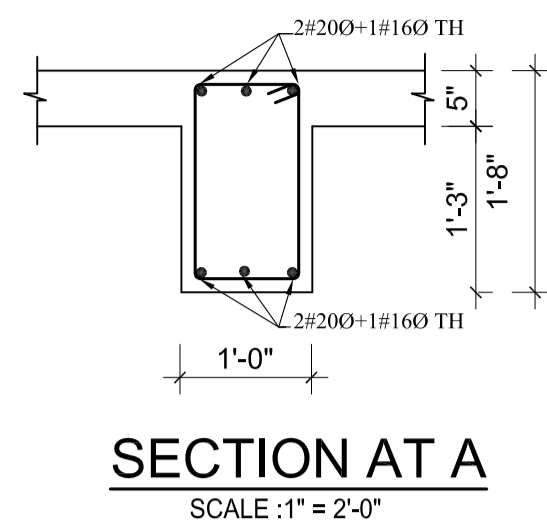
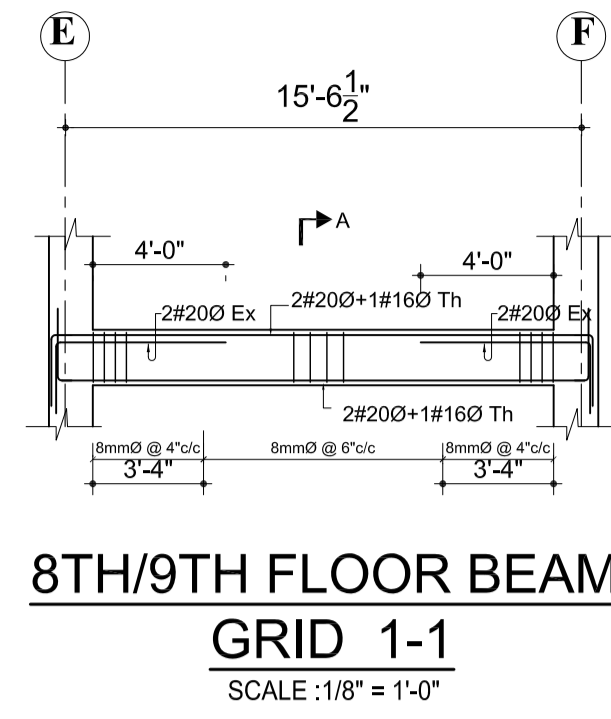
BUILDING TYPE:
 APARTMENT LOCATION:
 CHAPRAHAT, LALITPUR, NEPAL

PLOT NO.: _____ AREA:
 11-12-0-1

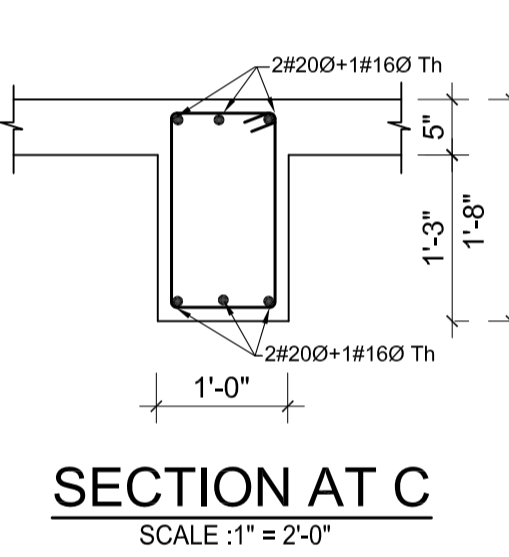
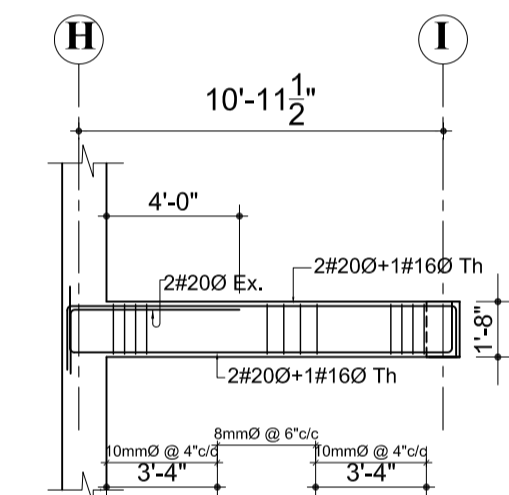
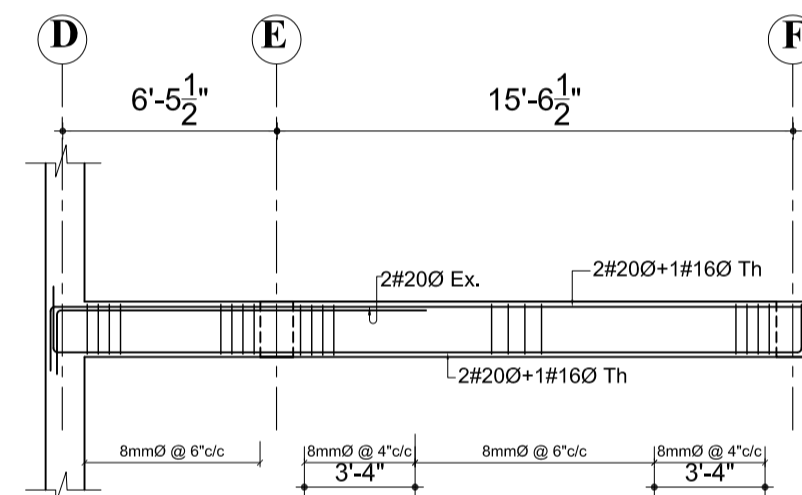
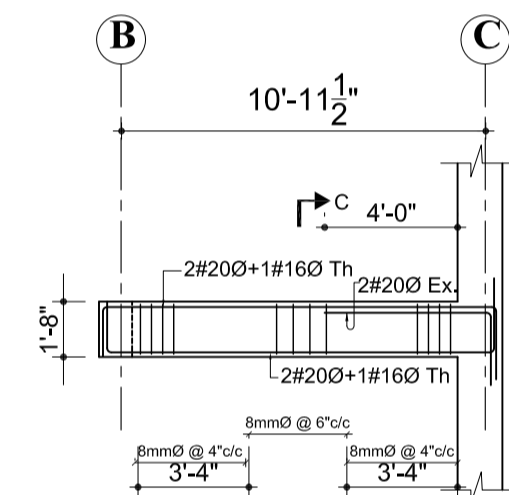
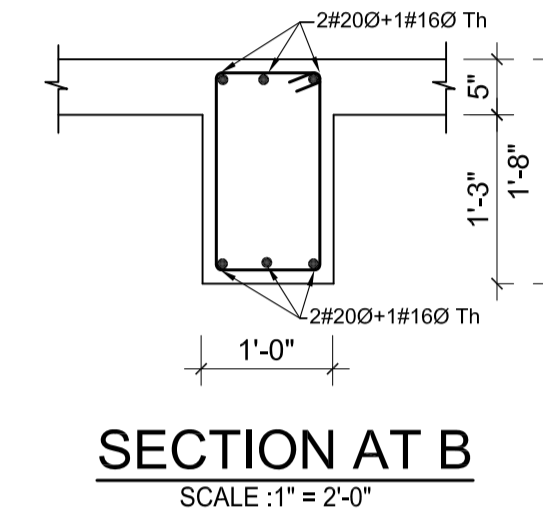
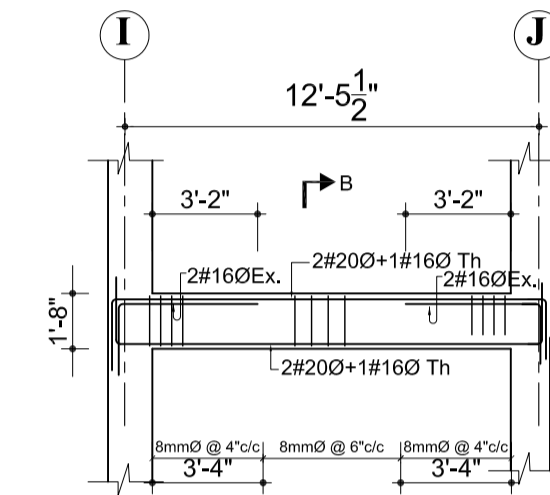
DEALT BY: _____

DRAWN BY: _____ CHECKED BY: _____

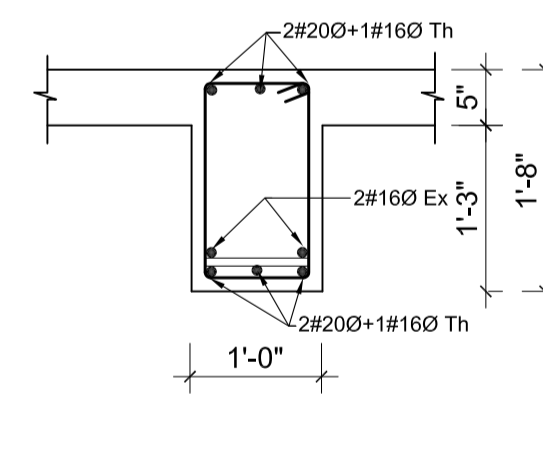
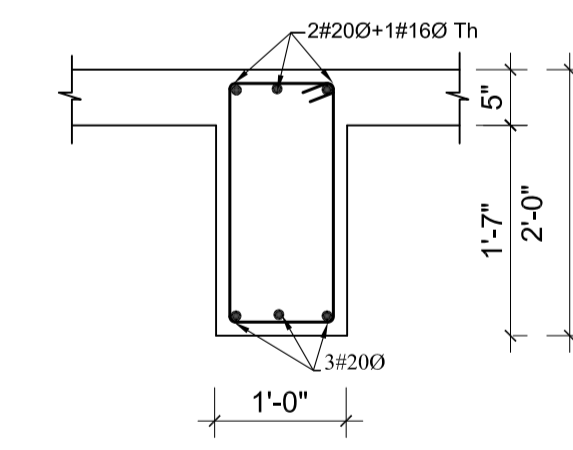
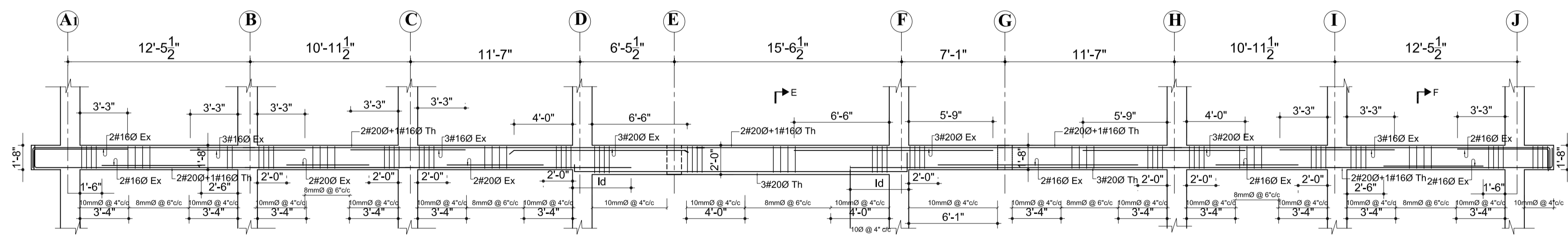
DRAWING TITLE:
 EIGHTH/NINTH FLOOR BEAM DETAILS



**8TH/9TH FLOOR BEAM
GRID 2-2**
SCALE : 1/8" = 1'-0"



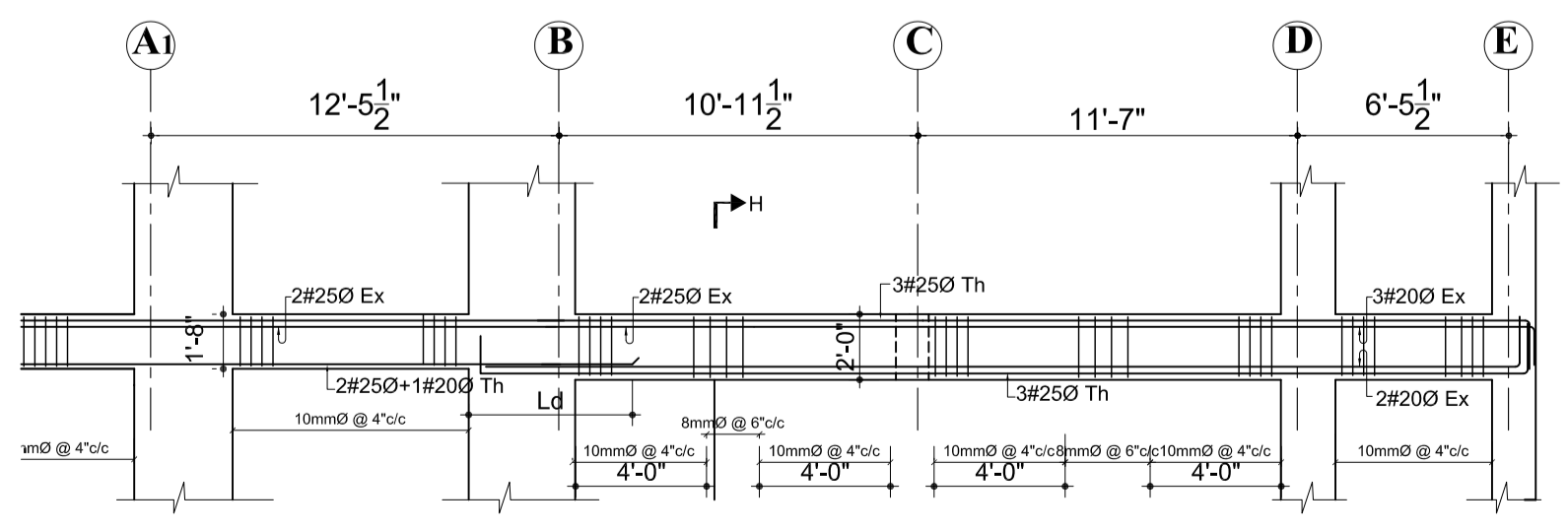
**8TH/9TH FLOOR BEAM
GRID 3-3**
SCALE : 1/8" = 1'-0"



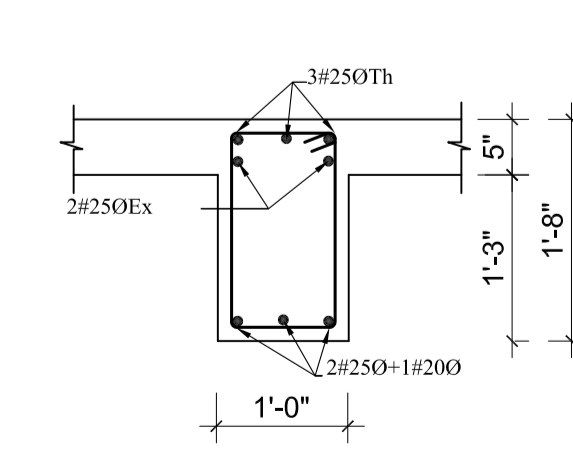
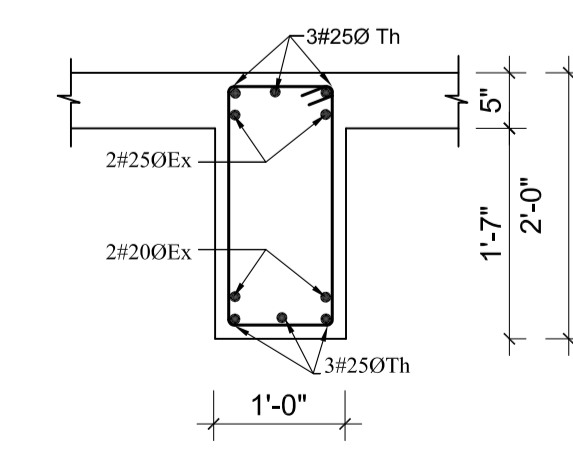
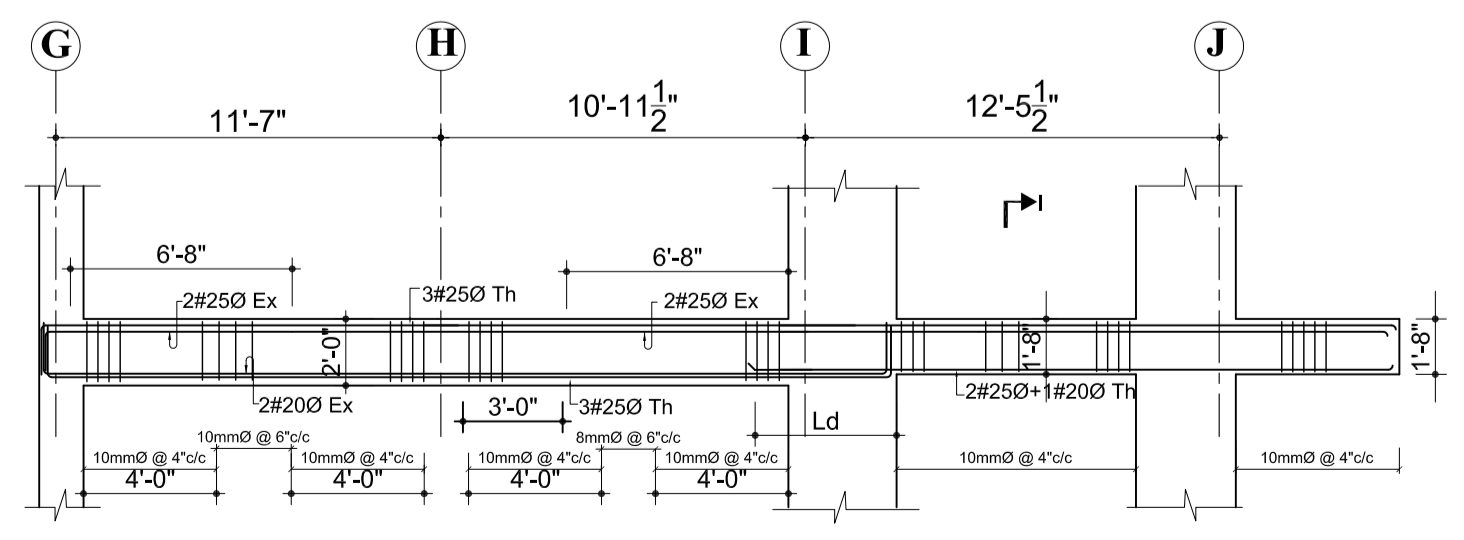
**8TH/9TH FLOOR BEAM
GRID 4-4**
SCALE : 1/8" = 1'-0"

SECTION AT E
SCALE : 1" = 2'-0"

SECTION AT F
SCALE : 1" = 2'-0"



**8TH/9TH FLOOR BEAM
GRID 5-5**
SCALE : 1/8" = 1'-0"



SECTION AT H
SCALE : 1" = 2'-0"

SECTION AT I
SCALE : 1" = 2'-0"

NOTES

1. ALL DIMENSIONS ARE IN INCH UNLESS NOTED OTHERWISE.
2. WRITTEN DIMENSIONS SHALL BE FOLLOWED. DRAWINGS ARE NOT TO BE SCALED.
3. GRADE OF CONCRETE MIX SHALL BE M-20 CONFORMING TO I.S.:456-2000 UNLESS NOTED OTHERWISE.
4. REINFORCEMENT SHALL BE HIGH STRENGTH DEFORMED BARS OF GRADE Fe500 FOR MAIN REINFORCEMENT AND SHEAR REINFORCEMENTS
5. CLEAR COVER TO REINFORCEMENT SHALL BE AS FOLLOWS BEAMS = 25MM , SLABS = 20MM AND COLUMNS = 40MM
6. ANY DISCREPANCIES FOUND IN DIMENSIONS IN ANY OF THE DRAWINGS SHALL BE CLARIFIED WITH THE ENGINEER IN CHARGE BEFORE EXECUTION OF WORK AT SITE.
7. THE CONTRACTOR SHALL INSPECT & VERIFY ALL DIMENSIONS & LEVELS IN THE DRAWINGS AND SHALL COORDINATE WITH ACTUAL SITE CONDITIONS. ANY DISCREPANCY FOUND SHALL BE BROUGHT TO NOTICE OF THE ENGINEER IN CHARGE BEFORE EXECUTION OF WORK AT SITE.
8. ALL THE DETAILING SHALL BE AS PER INDIAN STANDARD.
9. THIS DRAWING SHALL BE READ IN CONJUGATION WITH ALL OTHER STRUCTURAL, ARCHITECTURAL, ELECTRICAL, PLUMBING & WATER SUPPLY DRAWINGS AND ALL OTHER SERVICES DRAWINGS AND THE TENDER DOCUMENT.

OWNER:
DOWNTOWN HOUSING CO. PVT.LTD

SIGNATURE:
APARTMENT

DESIGNATION:
LOCATION:
CHAPPAHIL, LALITPUR, NEPAL

PLOT NO.:
1242, 1243, 1244, 574, 600, 603, 605, 8

AREA:
11-12-0-1

DEALT BY:

DRAWN BY:

CHECKED BY:

DRAWING TITLE:
EIGHTH/NINTH FLOOR BEAM DETAILS

DATE:
NOV 2014

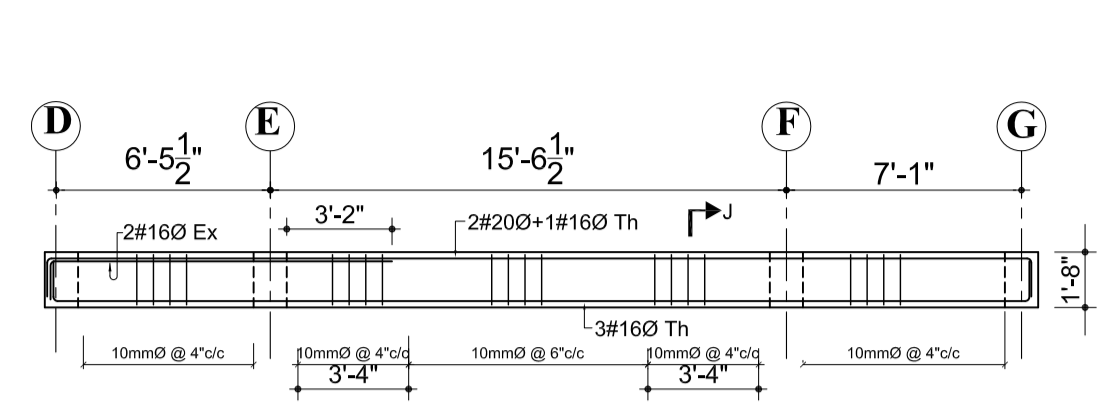
SCALE:
As Mentioned

REGISTRATION NO.:
13 LSMC

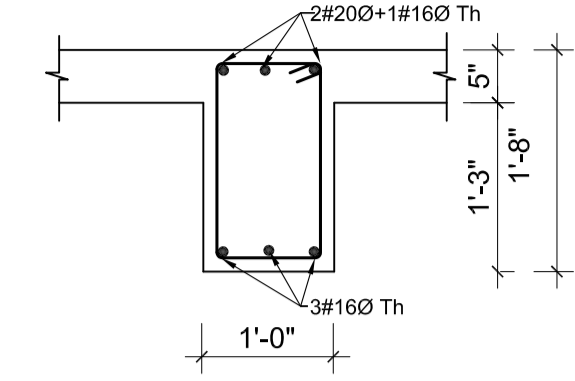
Drawing No.:
STR/B-EN-02

NOTES

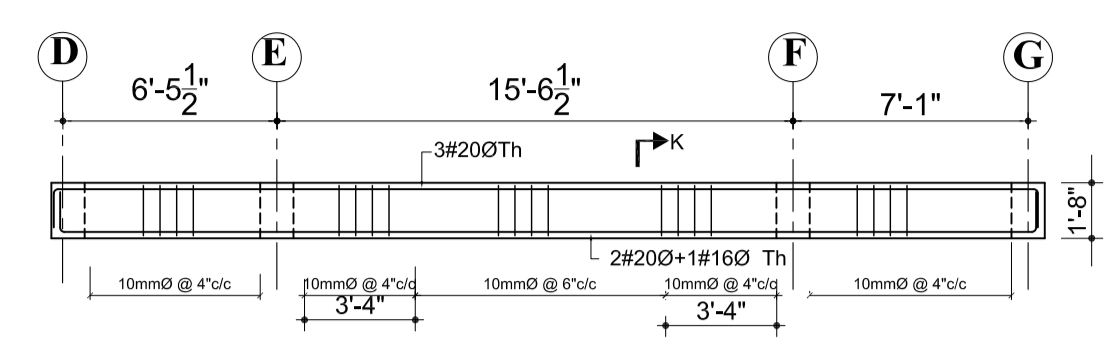
1. ALL DIMENSIONS ARE IN INCH UNLESS NOTED OTHERWISE.
2. WRITTEN DIMENSIONS SHALL BE FOLLOWED. DRAWINGS ARE NOT TO BE SCALED.
3. GRADE OF CONCRETE MIX SHALL BE M-20 CONFORMING TO I.S.:456-2000 UNLESS NOTED OTHERWISE.
4. REINFORCEMENT SHALL BE HIGH STRENGTH DEFORMED BARS OF GRADE Fe500 FOR MAIN REINFORCEMENT AND SHEAR REINFORCEMENTS
5. CLEAR COVER TO REINFORCEMENT SHALL BE AS FOLLOWS BEAMS = 25MM , SLABS = 20MM AND COLUMNS =40MM
6. ANY DISCREPANCIES FOUND IN DIMENSIONS IN ANY OF THE DRAWINGS SHALL BE CLARIFIED WITH THE ENGINEER IN CHARGE BEFORE EXECUTION OF WORK AT SITE.
7. THE CONTRACTOR SHALL INSPECT & VERIFY ALL DIMENSIONS & LEVELS IN THE DRAWINGS AND SHALL COORDINATE WITH ACTUAL SITE CONDITIONS. ANY DISCREPANCY FOUND SHALL BE BROUGHT TO NOTICE OF THE ENGINEER IN CHARGE BEFORE EXECUTION OF WORK AT SITE.
8. ALL THE DETAILING SHALL BE AS PER INDIAN STANDARD.
9. THIS DRAWING SHALL BE READ IN CONJUNCTION WITH ALL OTHER STRUCTURAL, ARCHITECTURAL, ELECTRICAL, PLUMBING & WATER SUPPLY DRAWINGS AND ALL OTHER SERVICES DRAWINGS AND THE TENDER DOCUMENT.



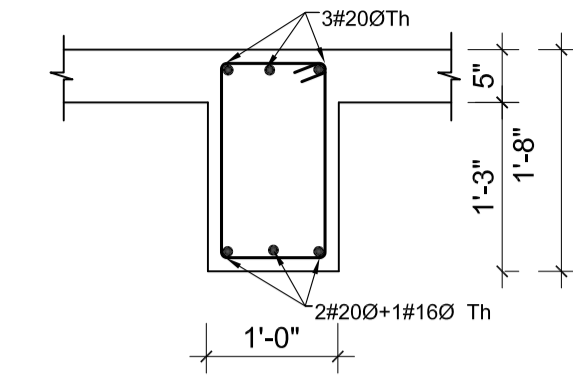
**8TH/9TH FLOOR BEAM
GRID 6'-6'**
SCALE :1/8" = 1'-0"



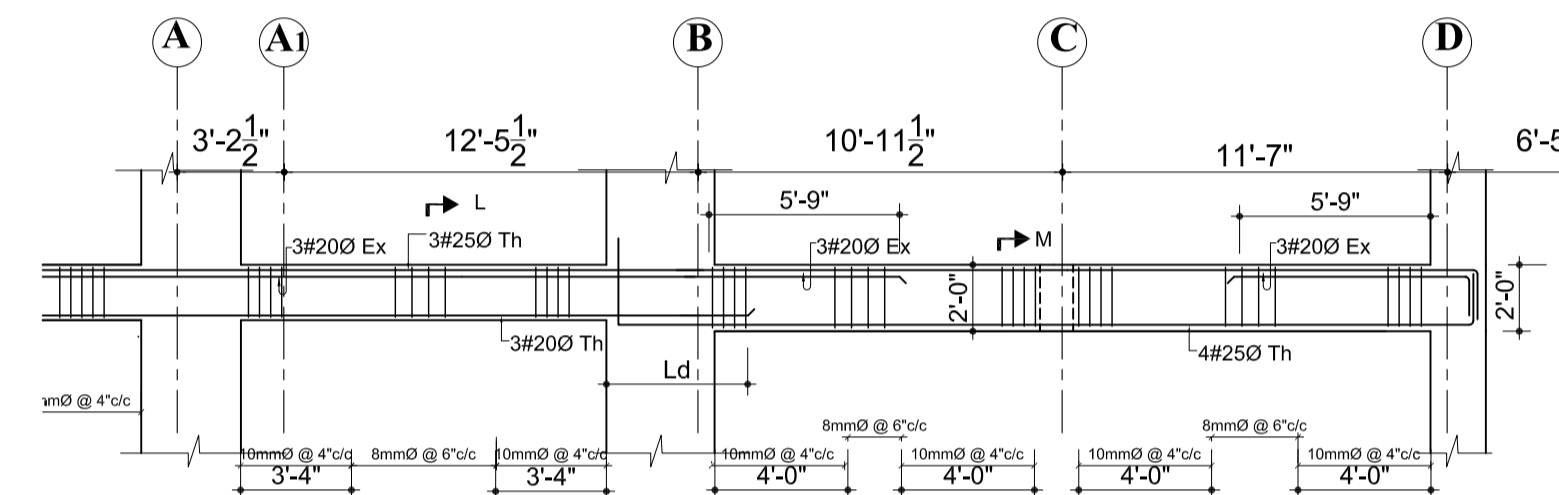
SECTION AT J
SCALE :1" = 2'-0"



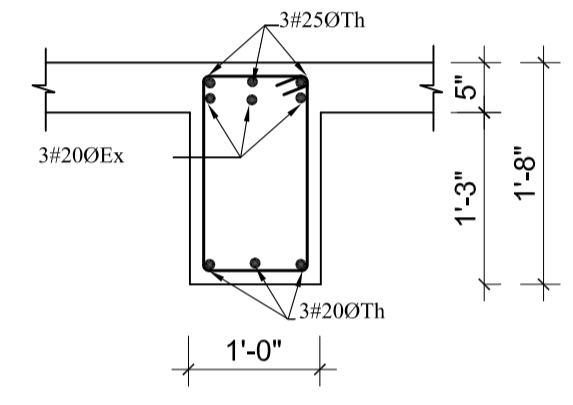
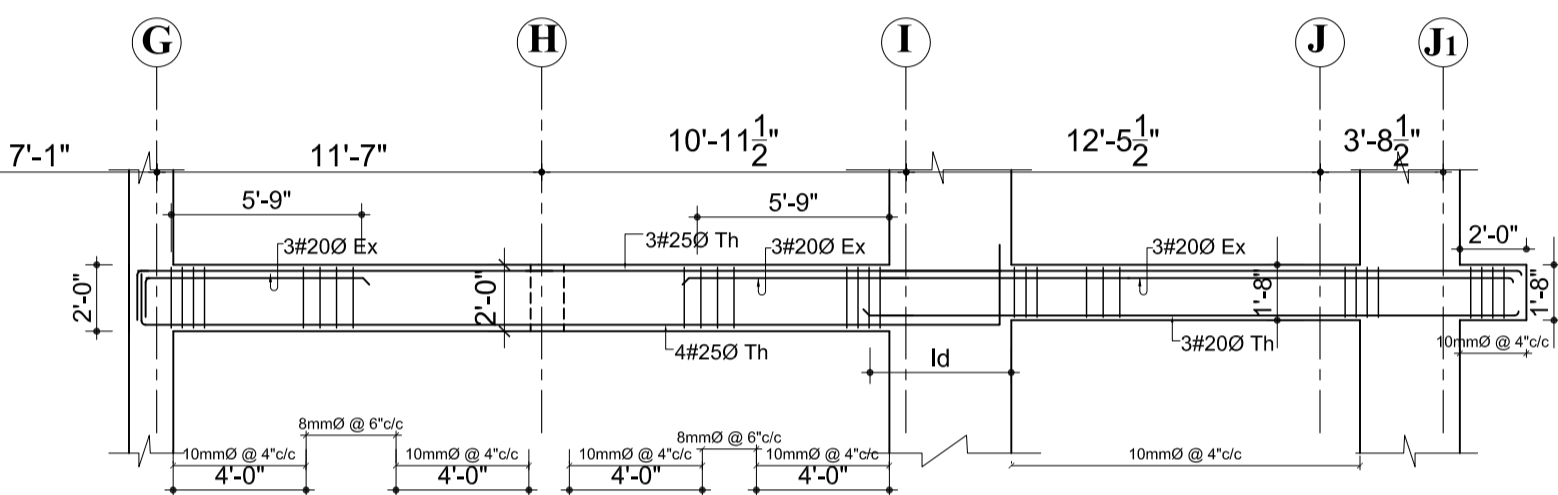
**8TH/9TH FLOOR BEAM
GRID 6''-6''**
SCALE :1/8" = 1'-0"



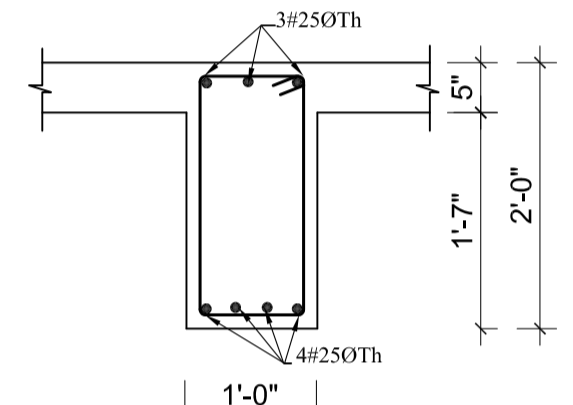
SECTION AT K
SCALE :1" = 2'-0"



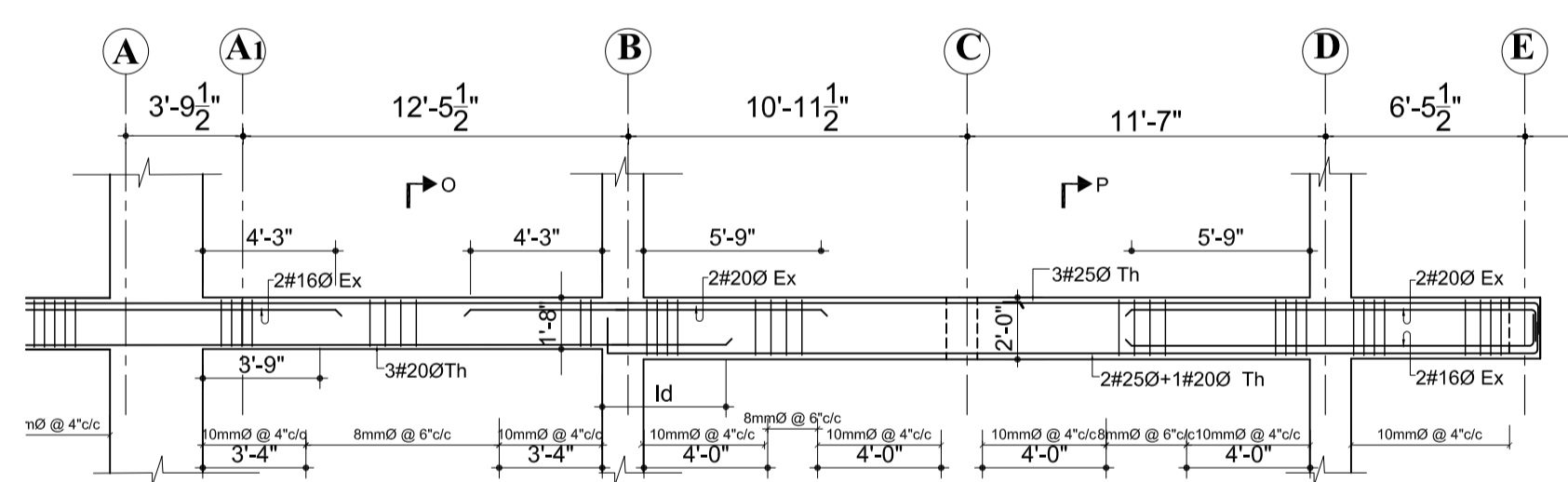
**8TH/9TH FLOOR BEAM
GRID 6-6**
SCALE :1/8" = 1'-0"



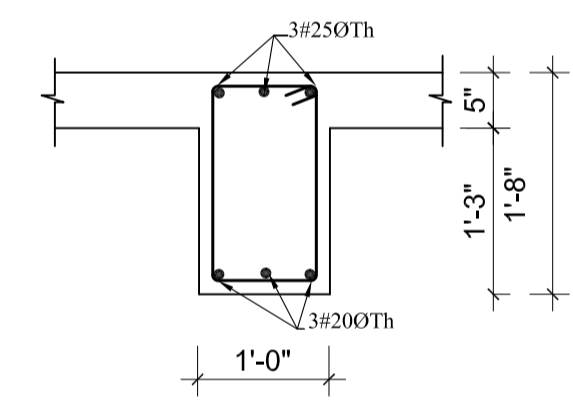
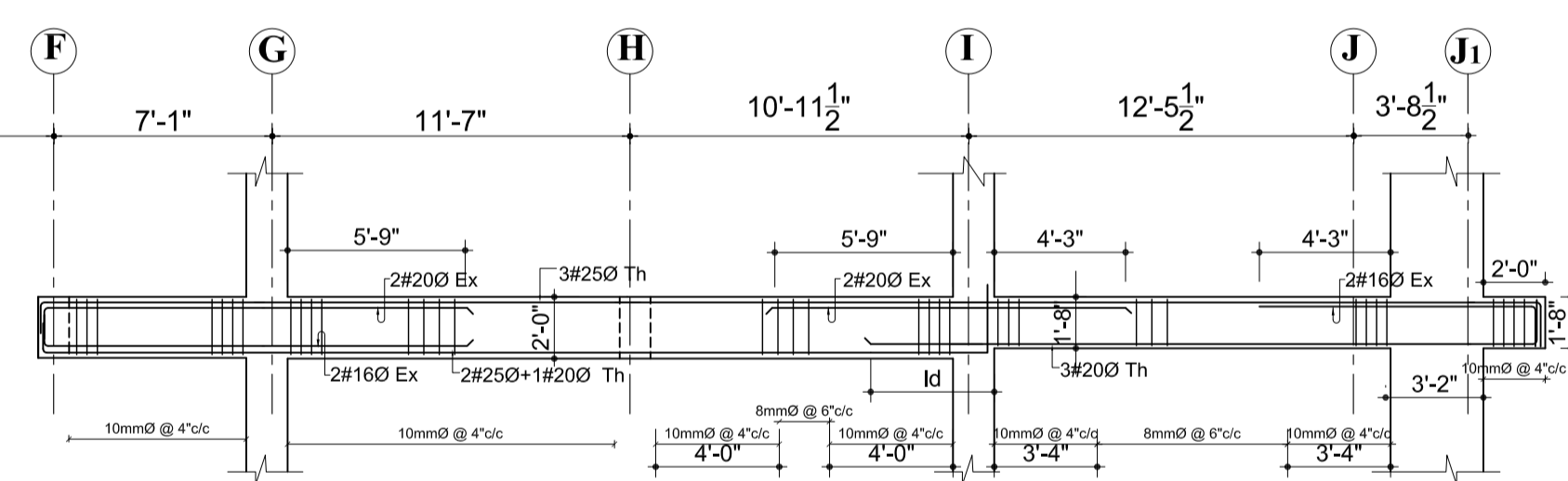
SECTION AT L
SCALE :1" = 2'-0"



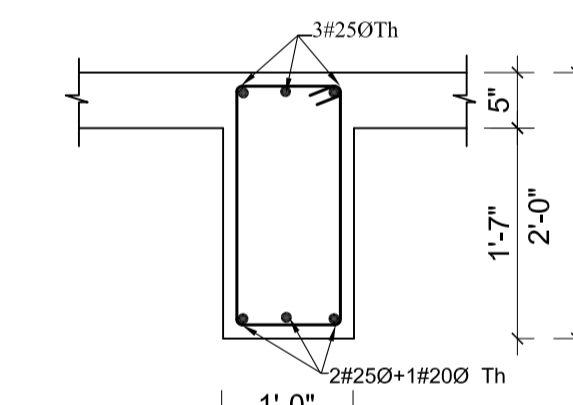
SECTION AT M
SCALE :1" = 2'-0"



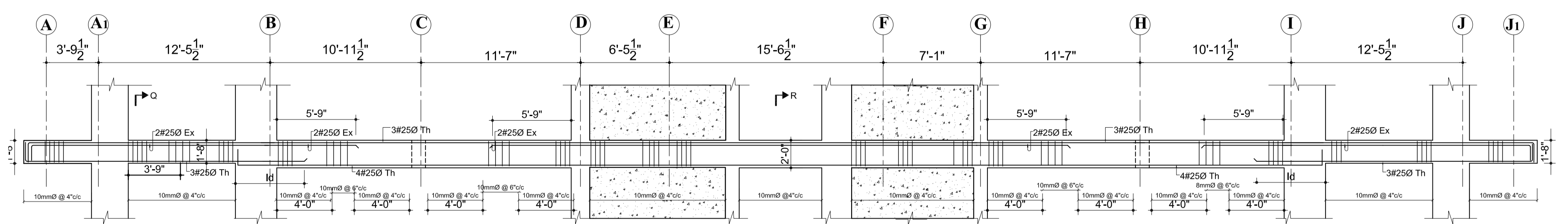
**8TH/9TH FLOOR BEAM
GRID 7-7**
SCALE :1/8" = 1'-0"



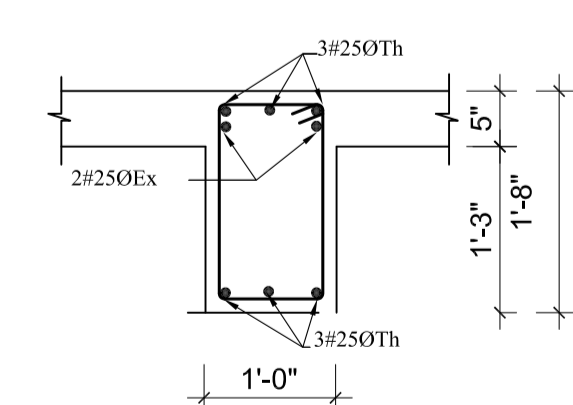
SECTION AT O
SCALE :1" = 2'-0"



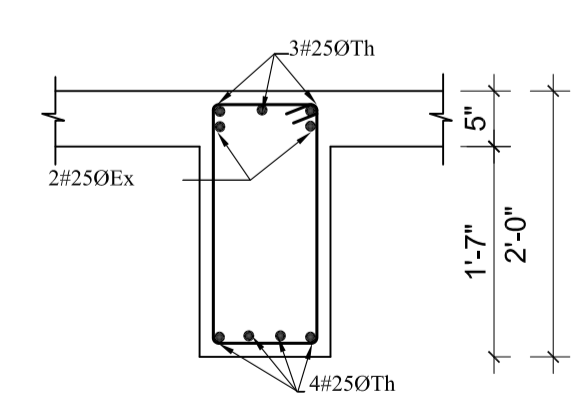
SECTION AT P
SCALE :1" = 2'-0"



**8TH/9TH FLOOR BEAM
GRID 8-8**
SCALE :1/8" = 1'-0"

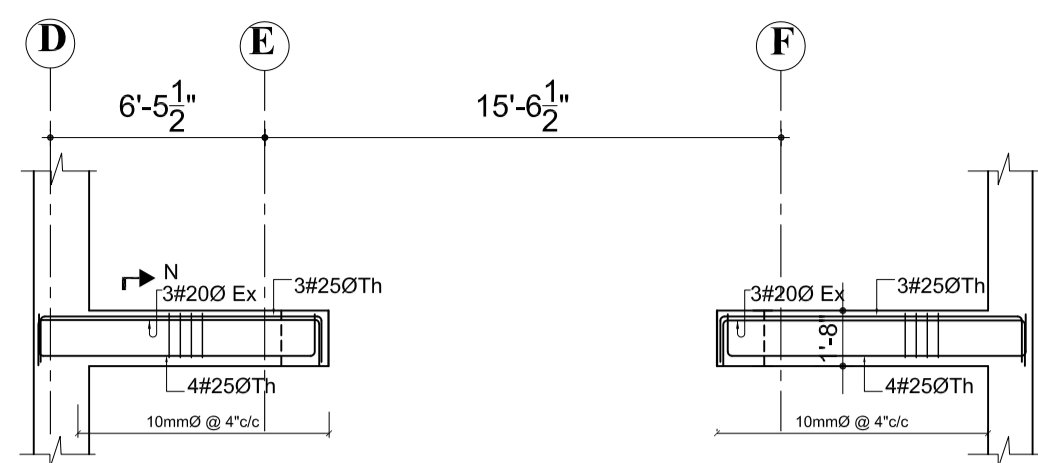


SECTION AT Q
SCALE :1" = 2'-0"

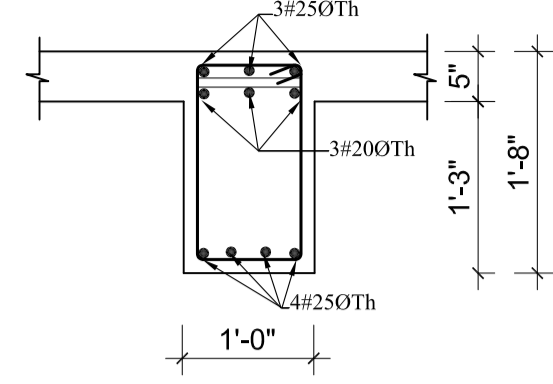


SECTION AT R
SCALE :1" = 2'-0"

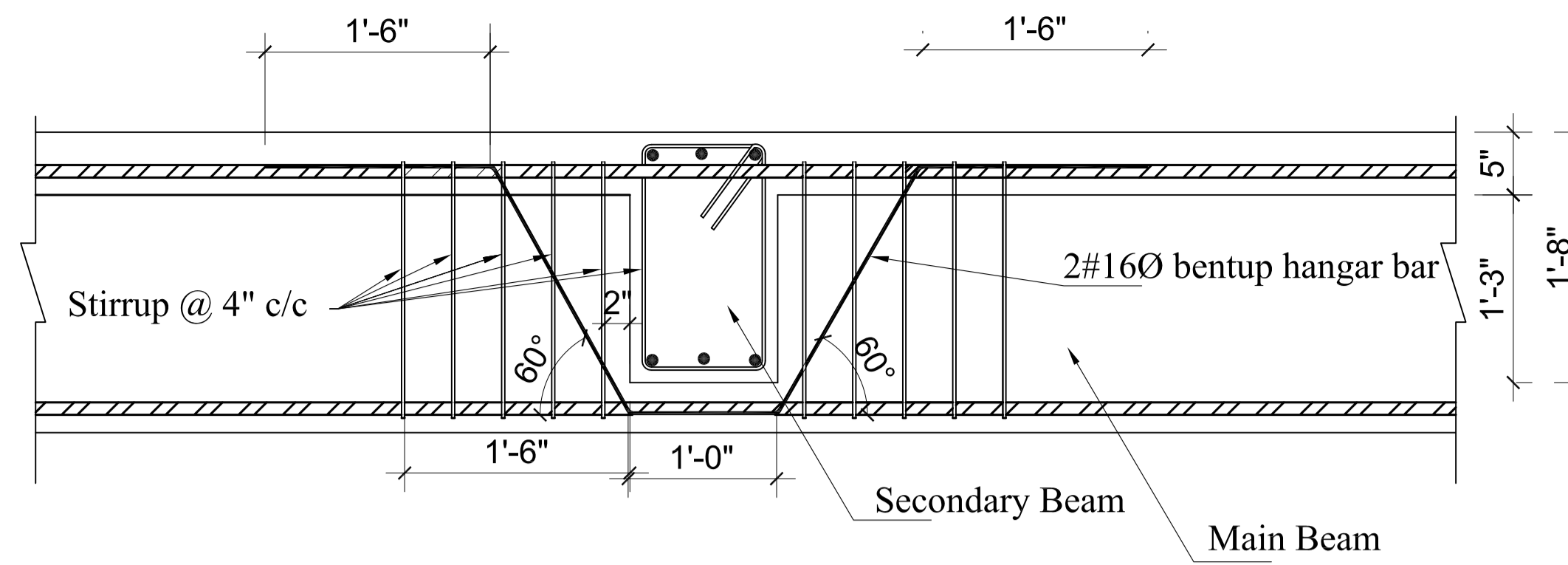
OWNER: DOWNTOWN HOUSING CO. PVT.LTD	
SIGNATURE:	DESIGNATION:
BUILDING TYPE: APARTMENT	LOCATION: CHAPRAHSEL, LALITPUR, NEPAL
PLOT NO.: 1242, 1243, 1244, 574, 600, 603, 605, 8	AREA: 11-12-0-1
DEALT BY:	
DRAWN BY:	CHECKED BY:
DRAWING TITLE: EIGHTH/NINTH FLOOR BEAM DETAILS	
DATE: NOV.2014	SCALE: As Mentioned
REGISTRATION NO.: 13 LSMC	Drawing No.: STR/B-EN-03



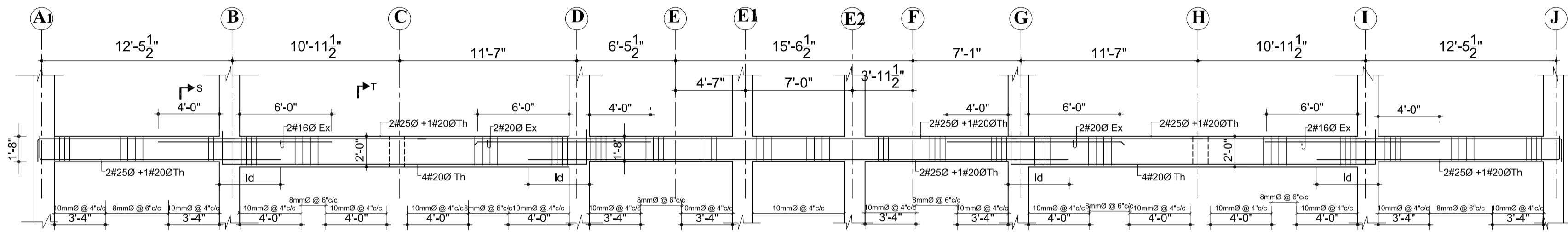
8TH/9TH FLOOR BEAM
GRID 7-7
SCALE :1/8" = 1'-0"



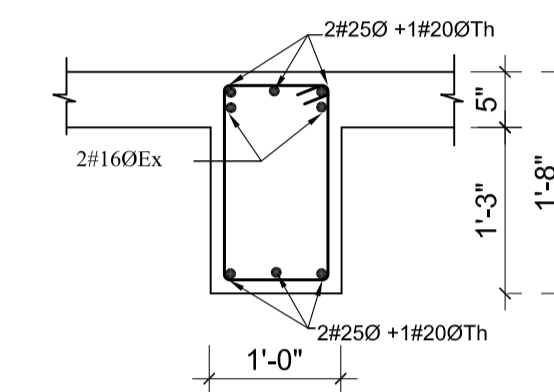
SECTION AT N
SCALE :1" = 2'-0"



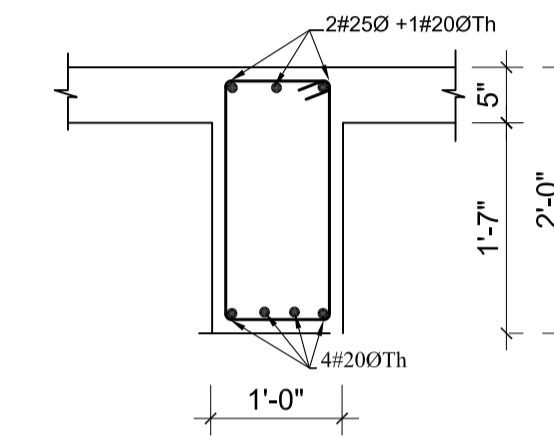
TYPICAL DETAILS AT BEAM-BEAM CROSSING
SCALE :NTS



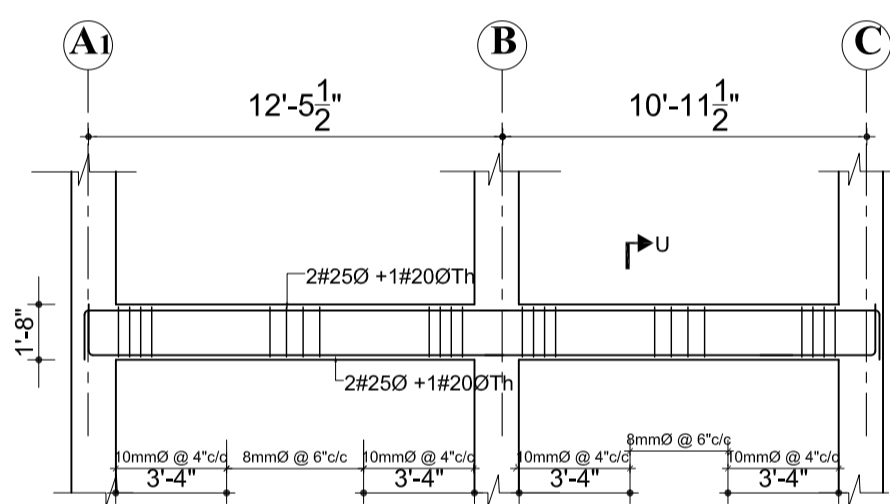
8TH/9TH FLOOR BEAM
GRID 9-9
SCALE :1/8" = 1'-0"



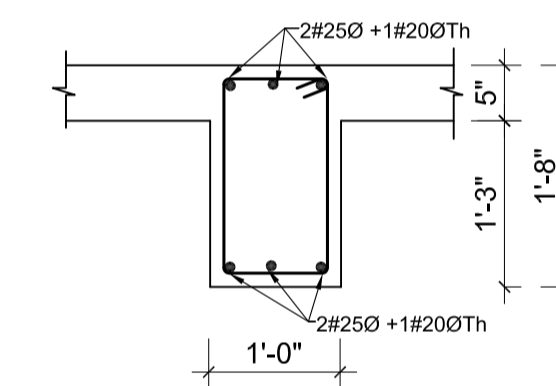
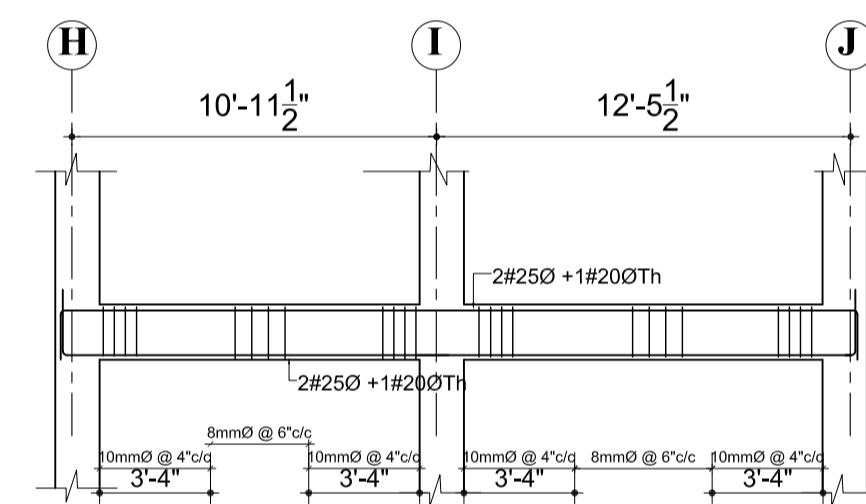
SECTION AT S
SCALE :1" = 2'-0"



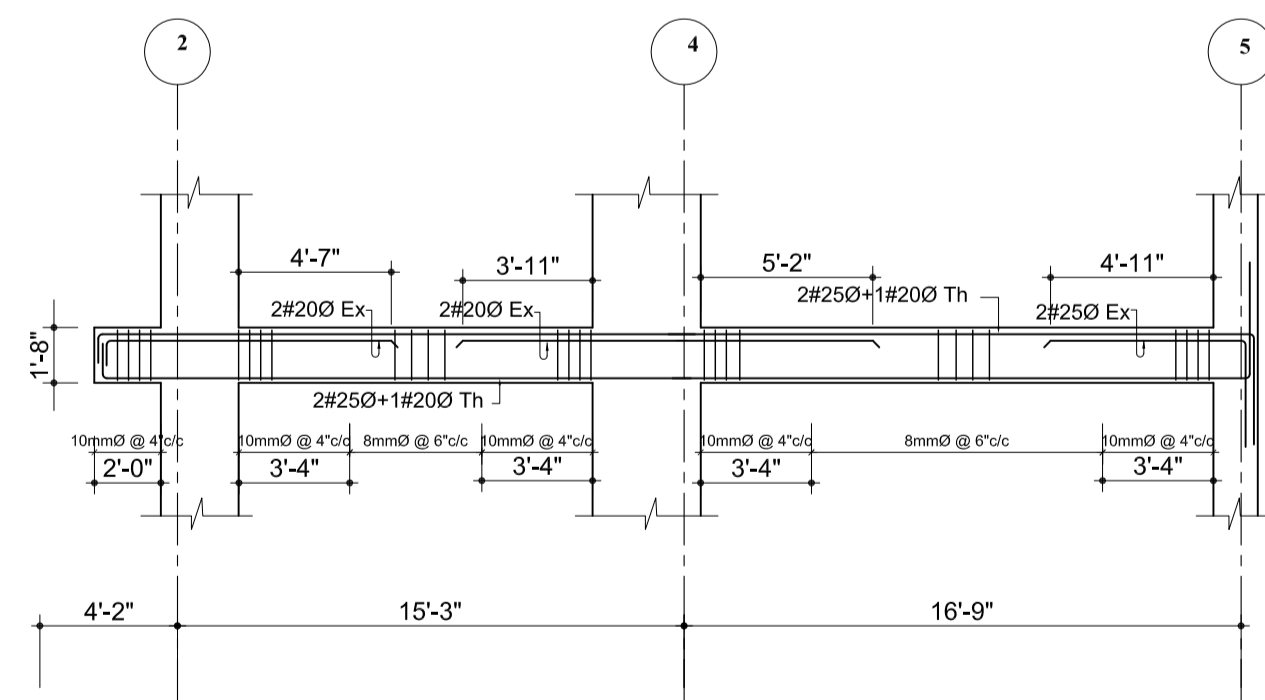
SECTION AT T
SCALE :1" = 2'-0"



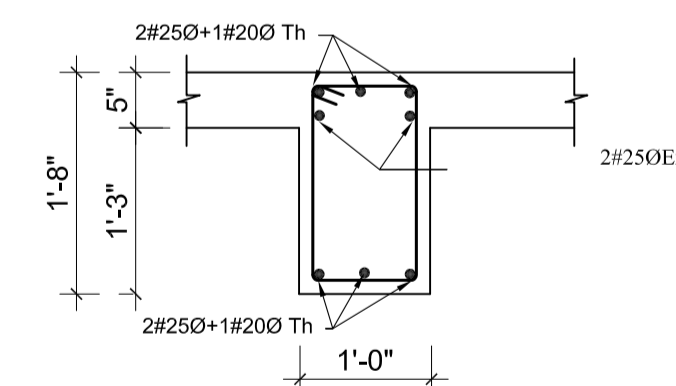
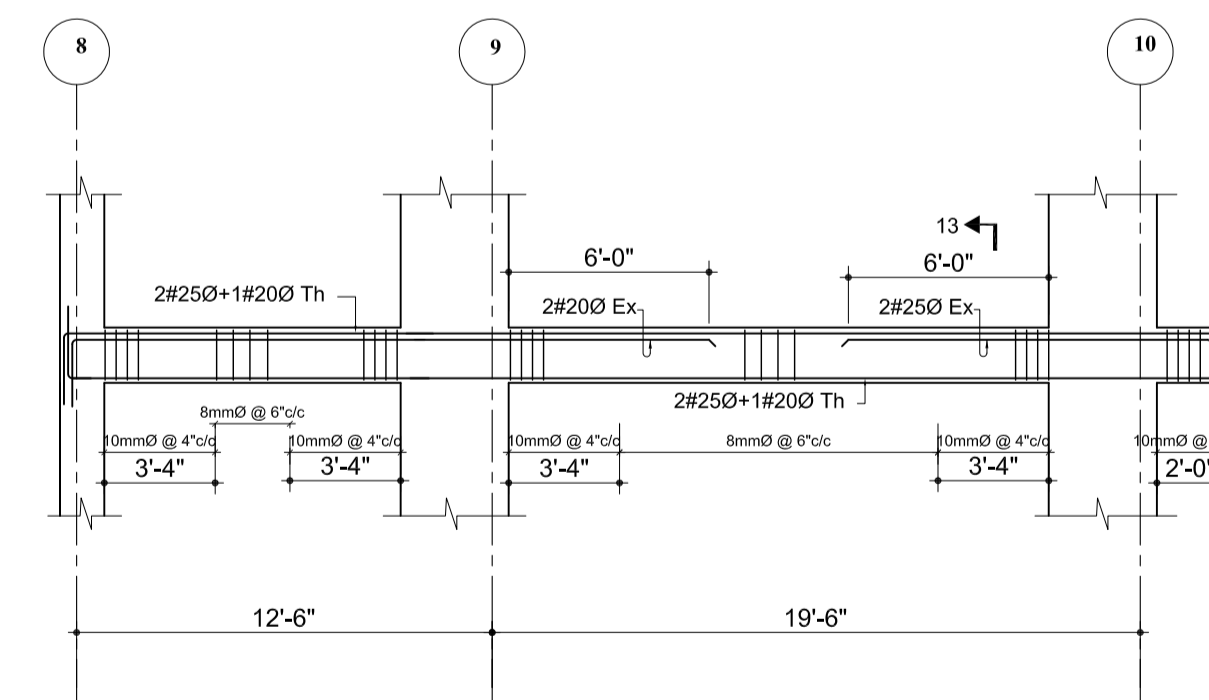
8TH/9TH FLOOR BEAM
GRID 10-10
SCALE :1/8" = 1'-0"



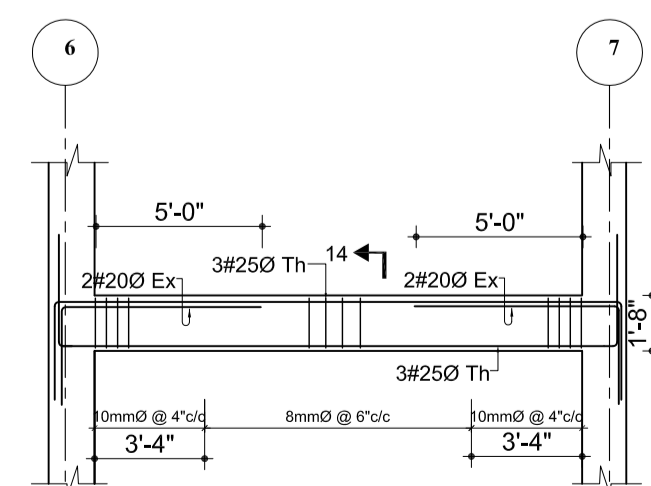
SECTION AT U
SCALE :1" = 2'-0"



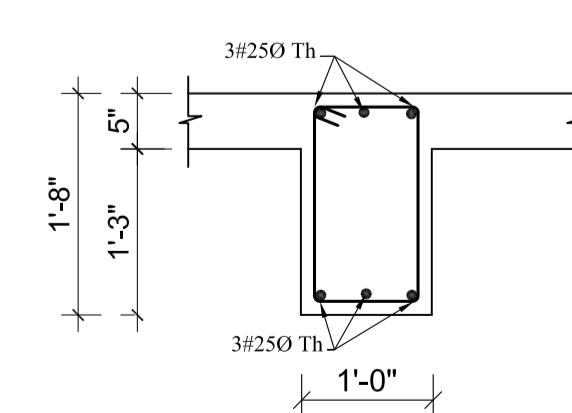
8TH/9TH FLOOR BEAM
GRID J-J
SCALE :1/8" = 1'-0"



SECTION AT 13
SCALE :1" = 2'-0"



8TH/9TH FLOOR BEAM
GRID J1-J1
SCALE :1/8" = 1'-0"



SECTION AT 14
SCALE :1" = 2'-0"

NOTES

1. ALL DIMENSIONS ARE IN INCH UNLESS NOTED OTHERWISE.
2. WRITTEN DIMENSIONS SHALL BE FOLLOWED. DRAWINGS ARE NOT TO BE SCALED.
3. GRADE OF CONCRETE MIX SHALL BE M-20 CONFORMING TO I.S.:456-2000 UNLESS NOTED OTHERWISE.
4. REINFORCEMENT SHALL BE HIGH STRENGTH DEFORMED BARS OF GRADE Fe500 FOR MAIN REINFORCEMENT AND SHEAR REINFORCEMENTS
5. CLEAR COVER TO REINFORCEMENT SHALL BE AS FOLLOWS BEAMS = 25MM , SLABS = 20MM AND COLUMNS = 40MM
6. ANY DISCREPANCIES FOUND IN DIMENSIONS IN ANY OF THE DRAWINGS SHALL BE CLARIFIED WITH THE ENGINEER IN CHARGE BEFORE EXECUTION OF WORK AT SITE.
7. THE CONTRACTOR SHALL INSPECT & VERIFY ALL DIMENSIONS & LEVELS IN THE DRAWINGS AND SHALL COORDINATE WITH ACTUAL SITE CONDITIONS. ANY DISCREPANCY FOUND SHALL BE BROUGHT TO NOTICE OF THE ENGINEER IN CHARGE BEFORE EXECUTION OF WORK AT SITE.
8. ALL THE DETAILING SHALL BE AS PER INDIAN STANDARD.
9. THIS DRAWING SHALL BE READ IN CONJUNCTION WITH ALL OTHER STRUCTURAL, ARCHITECTURAL, ELECTRICAL, PLUMBING & WATER SUPPLY DRAWINGS AND ALL OTHER SERVICES DRAWINGS AND THE TENDER DOCUMENT.

OWNER:

DOWNTOWN HOUSING CO. PVT.LTD

SIGNATURE: _____ DESIGNATION: _____

BUILDING TYPE: APARTMENT LOCATION: CHAPPAHIL, LALITPUR, NEPAL

PLOT NO.: 1242, 1243, 1244, 574, 600, 603, 605,8 AREA: 11-120-1

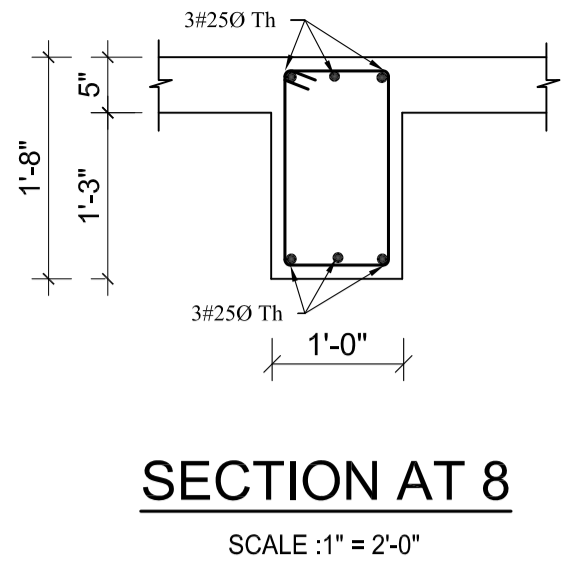
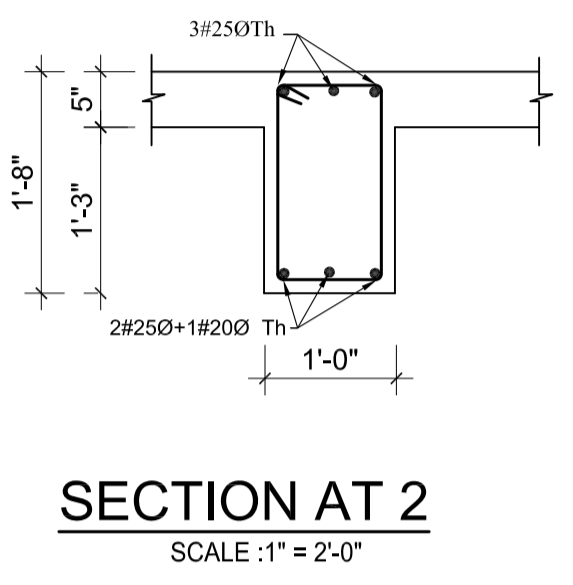
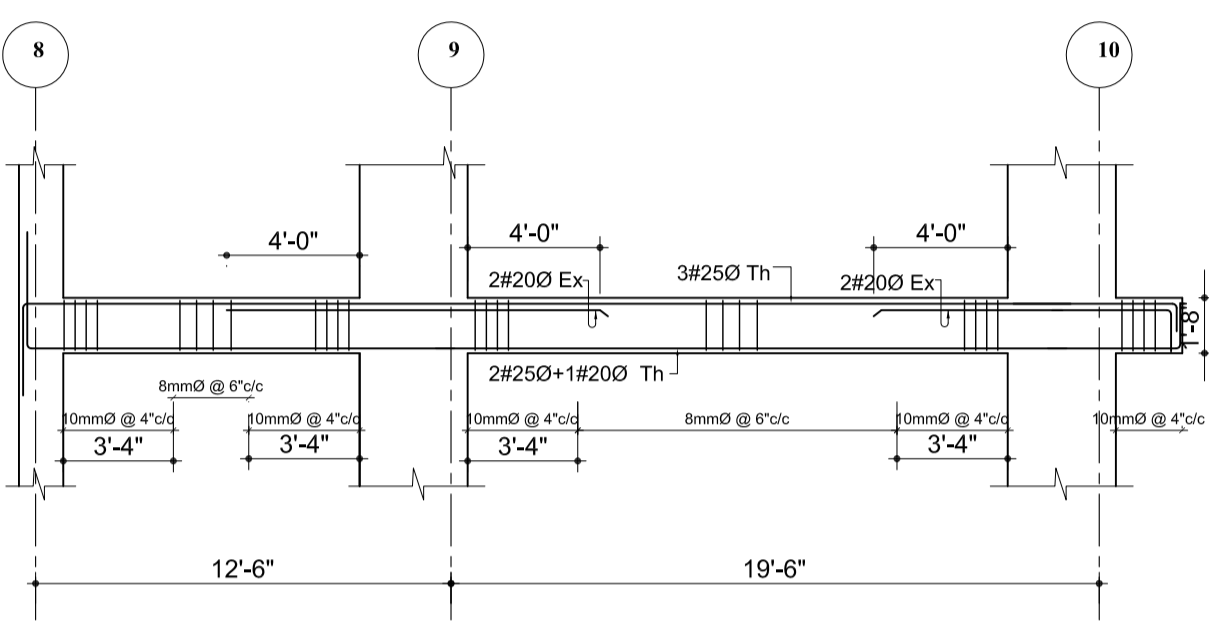
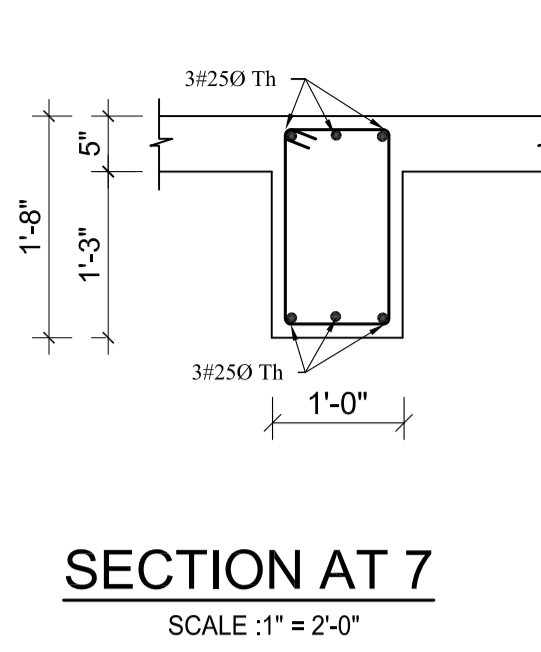
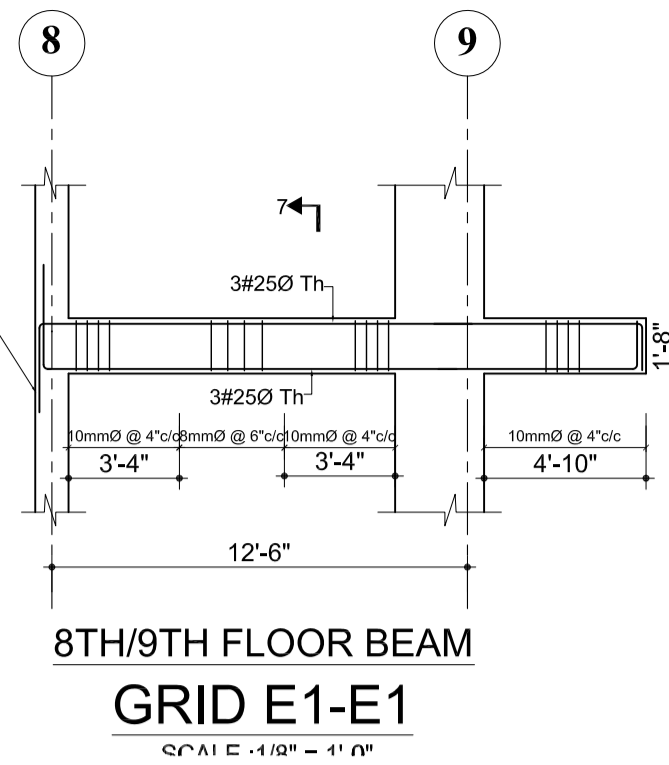
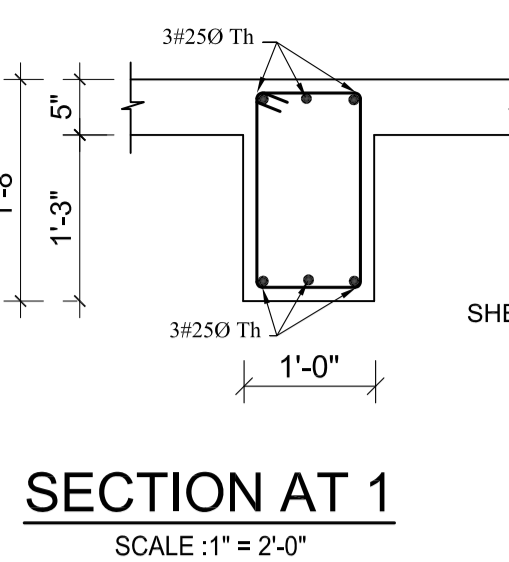
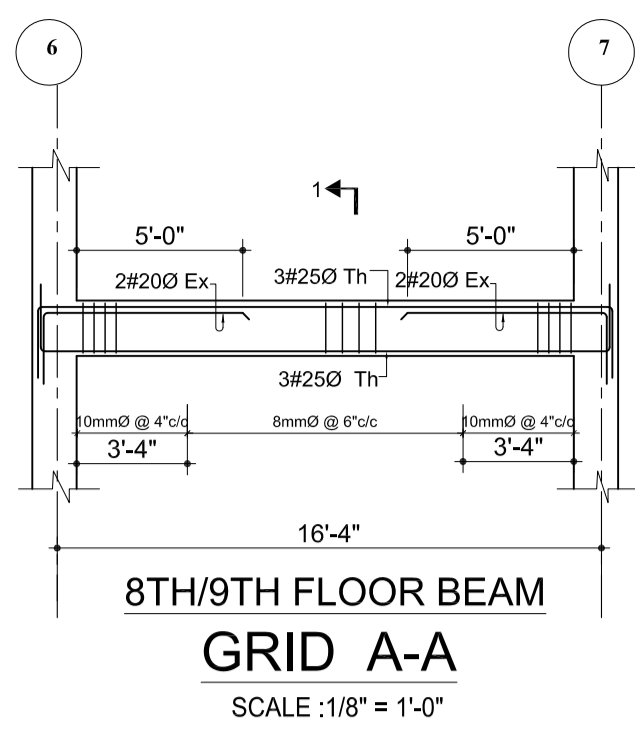
DEALT BY: _____

DRAWN BY: _____ CHECKED BY: _____

DRAWING TITLE:

EIGHT/NINETH FLOOR BEAM DETAILS

DATE: NOV.2014	SCALE: As Mentioned	REGISTRATION NO.: 13 LSMC	Drawing No.: STR/B-EN-04
-------------------	------------------------	------------------------------	-----------------------------



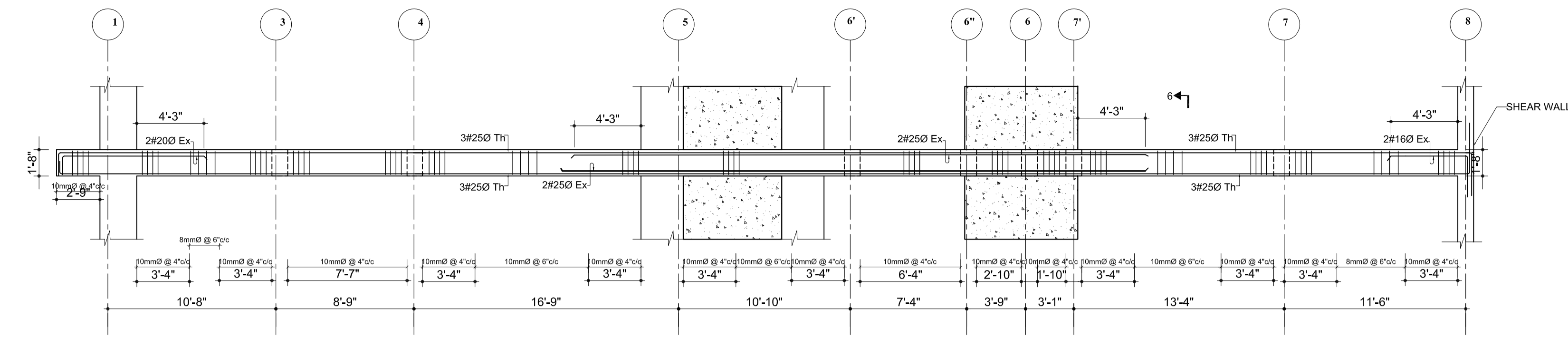
NOTES

1. ALL DIMENSIONS ARE IN INCH UNLESS NOTED OTHERWISE.
2. WRITTEN DIMENSIONS SHALL BE FOLLOWED. DRAWINGS ARE NOT TO BE SCALED.
3. GRADE OF CONCRETE MIX SHALL BE M-20 CONFORMING TO I.S.:456-2000 UNLESS NOTED OTHERWISE.
4. REINFORCEMENT SHALL BE HIGH STRENGTH DEFORMED BARS OF GRADE Fe500 FOR MAIN REINFORCEMENT AND SHEAR REINFORCEMENTS
5. CLEAR COVER TO REINFORCEMENT SHALL BE AS FOLLOWS BEAMS = 25MM , SLABS = 20MM AND COLUMNS = 40MM
6. ANY DISCREPANCIES FOUND IN DIMENSIONS IN ANY OF THE DRAWINGS SHALL BE CLARIFIED WITH THE ENGINEER IN CHARGE BEFORE EXECUTION OF WORK AT SITE.
7. THE CONTRACTOR SHALL INSPECT & VERIFY ALL DIMENSIONS & LEVELS IN THE DRAWINGS AND SHALL COORDINATE WITH ACTUAL SITE CONDITIONS. ANY DISCREPANCY FOUND SHALL BE BROUGHT TO NOTICE OF THE ENGINEER IN CHARGE BEFORE EXECUTION OF WORK AT SITE.
8. ALL THE DETAILING SHALL BE AS PER INDIAN STANDARD.
9. THIS DRAWING SHALL BE READ IN CONJUNCTION WITH ALL OTHER STRUCTURAL, ARCHITECTURAL, ELECTRICAL, PLUMBING & WATER SUPPLY DRAWINGS AND ALL OTHER SERVICES DRAWINGS AND THE TENDER DOCUMENT.

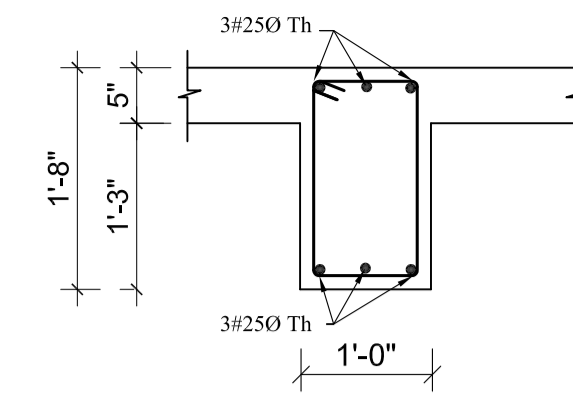
OWNER: DOWNTOWN HOUSING CO. PVT.LTD			
SIGNATURE:		DESIGNATION:	
BUILDING TYPE: APARTMENT		LOCATION: CHAPRAHIL, LALITPUR, NEPAL	
PLOT NO.: 1242, 1243, 1244, 574, 600, 603, 605, 8		AREA: 11-120-1	
DEALT BY:			
DRAWN BY:		CHECKED BY:	
DRAWING TITLE: EIGHTH/NINTH FLOOR BEAM DETAILS			
DATE: NOV.2014	SCALE: As Mentioned	REGISTRATION NO: 13 LSMC	Drawing No. STR/B-EN-05

NOTES

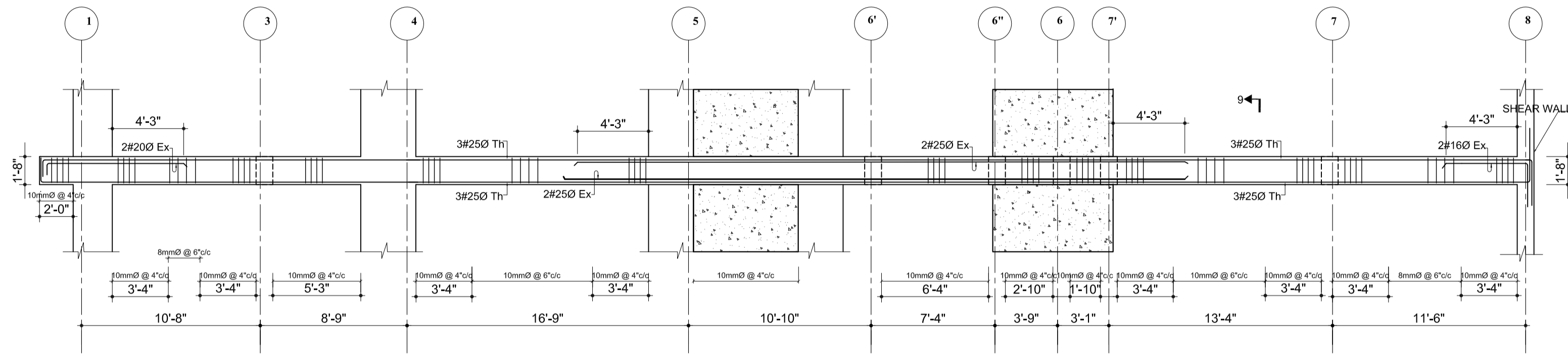
1. ALL DIMENSIONS ARE IN INCH UNLESS NOTED OTHERWISE.
2. WRITTEN DIMENSIONS SHALL BE FOLLOWED. DRAWINGS ARE NOT TO BE SCALED.
3. GRADE OF CONCRETE MIX SHALL BE M-20 CONFORMING TO I.S.:456-2000 UNLESS NOTED OTHERWISE.
4. REINFORCEMENT SHALL BE HIGH STRENGTH DEFORMED BARS OF GRADE Fe500 FOR MAIN REINFORCEMENT AND SHEAR REINFORCEMENTS
5. CLEAR COVER TO REINFORCEMENT SHALL BE AS FOLLOWS BEAMS = 25MM , SLABS = 20MM AND COLUMNS = 40MM
6. ANY DISCREPANCIES FOUND IN DIMENSIONS IN ANY OF THE DRAWINGS SHALL BE CLARIFIED WITH THE ENGINEER IN CHARGE BEFORE EXECUTION OF WORK AT SITE.
7. THE CONTRACTOR SHALL INSPECT & VERIFY ALL DIMENSIONS & LEVELS IN THE DRAWINGS AND SHALL COORDINATE WITH ACTUAL SITE CONDITIONS. ANY DISCREPANCY FOUND SHALL BE BROUGHT TO NOTICE OF THE ENGINEER IN CHARGE BEFORE EXECUTION OF WORK AT SITE.
8. ALL THE DETAILING SHALL BE AS PER INDIAN STANDARD.
9. THIS DRAWING SHALL BE READ IN CONJUNCTION WITH ALL OTHER STRUCTURAL, ARCHITECTURAL, ELECTRICAL, PLUMBING & WATER SUPPLY DRAWINGS AND ALL OTHER SERVICES DRAWINGS AND THE TENDER DOCUMENT.



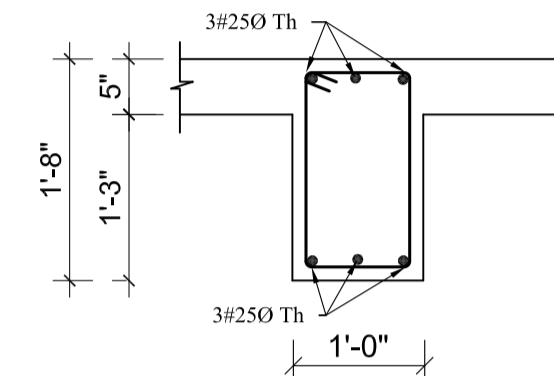
8TH/9TH FLOOR BEAM
GRID E-E
SCALE : 1/8" = 1'-0"



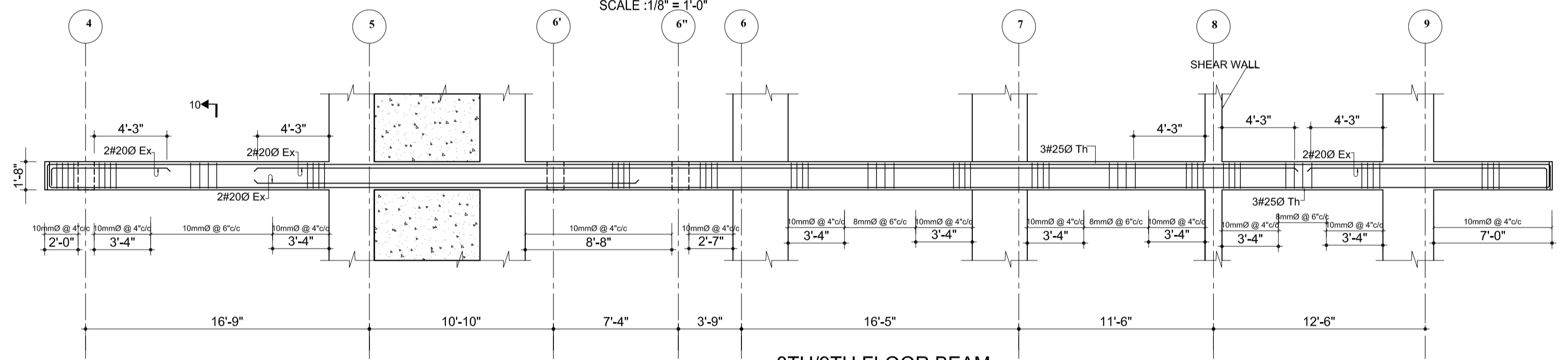
SECTION AT 6
SCALE : 1" = 2'-0"



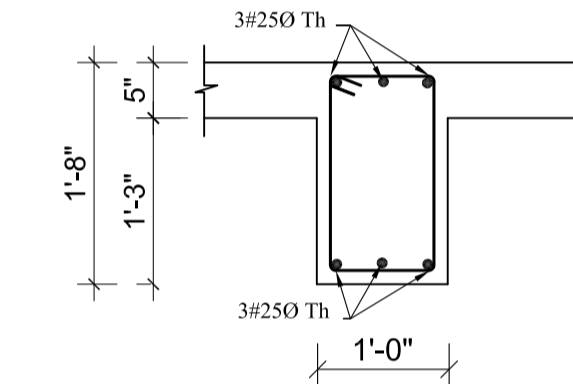
8TH/9TH FLOOR BEAM
GRID F-F
SCALE : 1/8" = 1'-0"



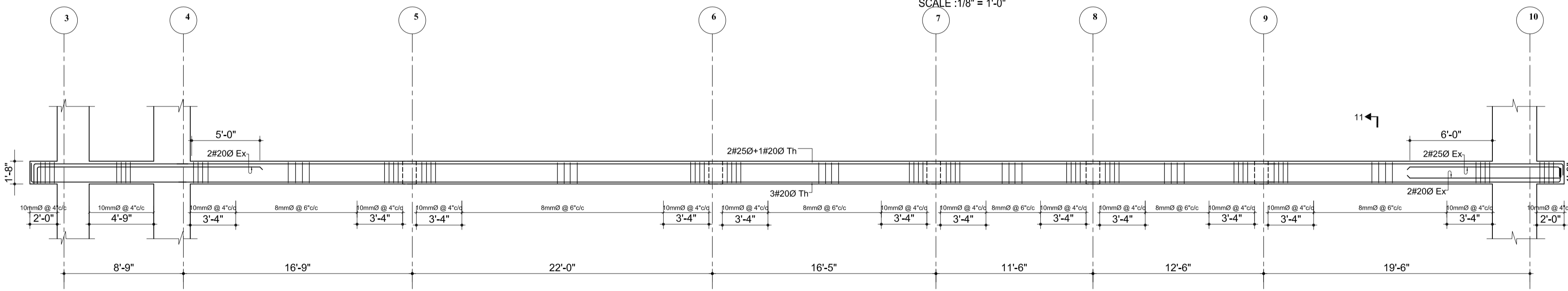
SECTION AT 9
SCALE : 1" = 2'-0"



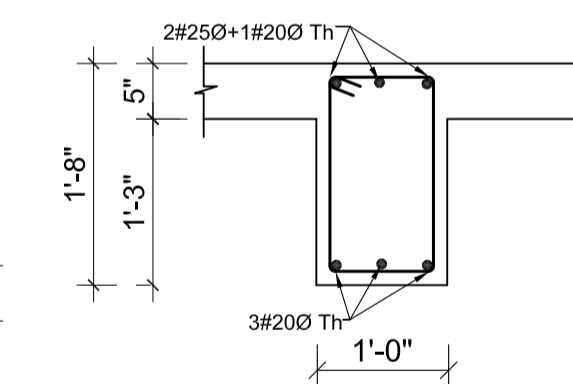
8TH/9TH FLOOR BEAM
GRID G-G
SCALE : 1/8" = 1'-0"



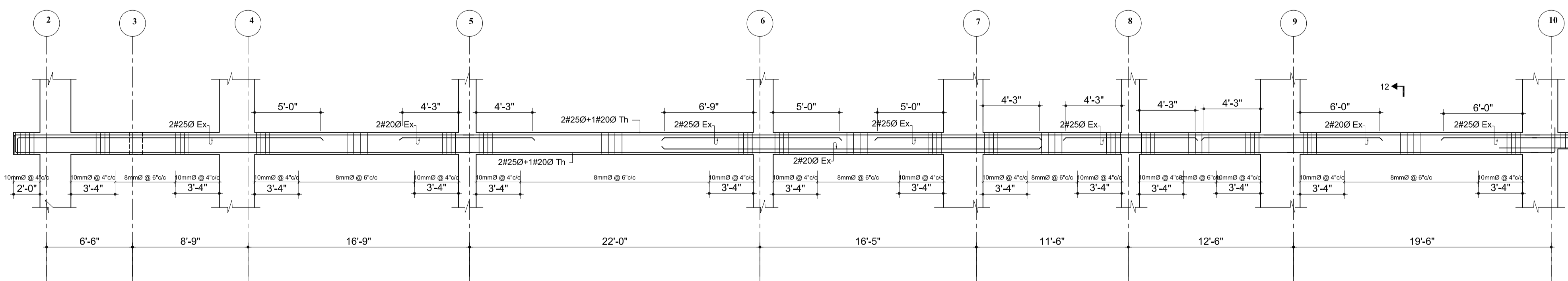
SECTION AT 10
SCALE : 1" = 2'-0"



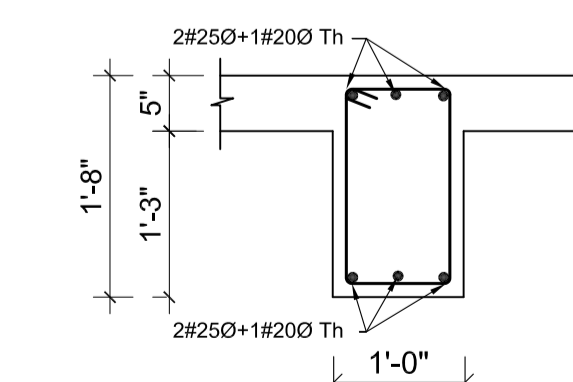
8TH/9TH FLOOR BEAM
GRID H-H
SCALE : 1/8" = 1'-0"



SECTION AT 11
SCALE : 1" = 2'-0"



8TH/9TH FLOOR BEAM
GRID I-I
SCALE : 1/8" = 1'-0"



SECTION AT 12
SCALE : 1" = 2'-0"

OWNER:
DOWNTOWN HOUSING CO. PVT.LTD

SIGNATURE: _____ DESIGNATION: _____

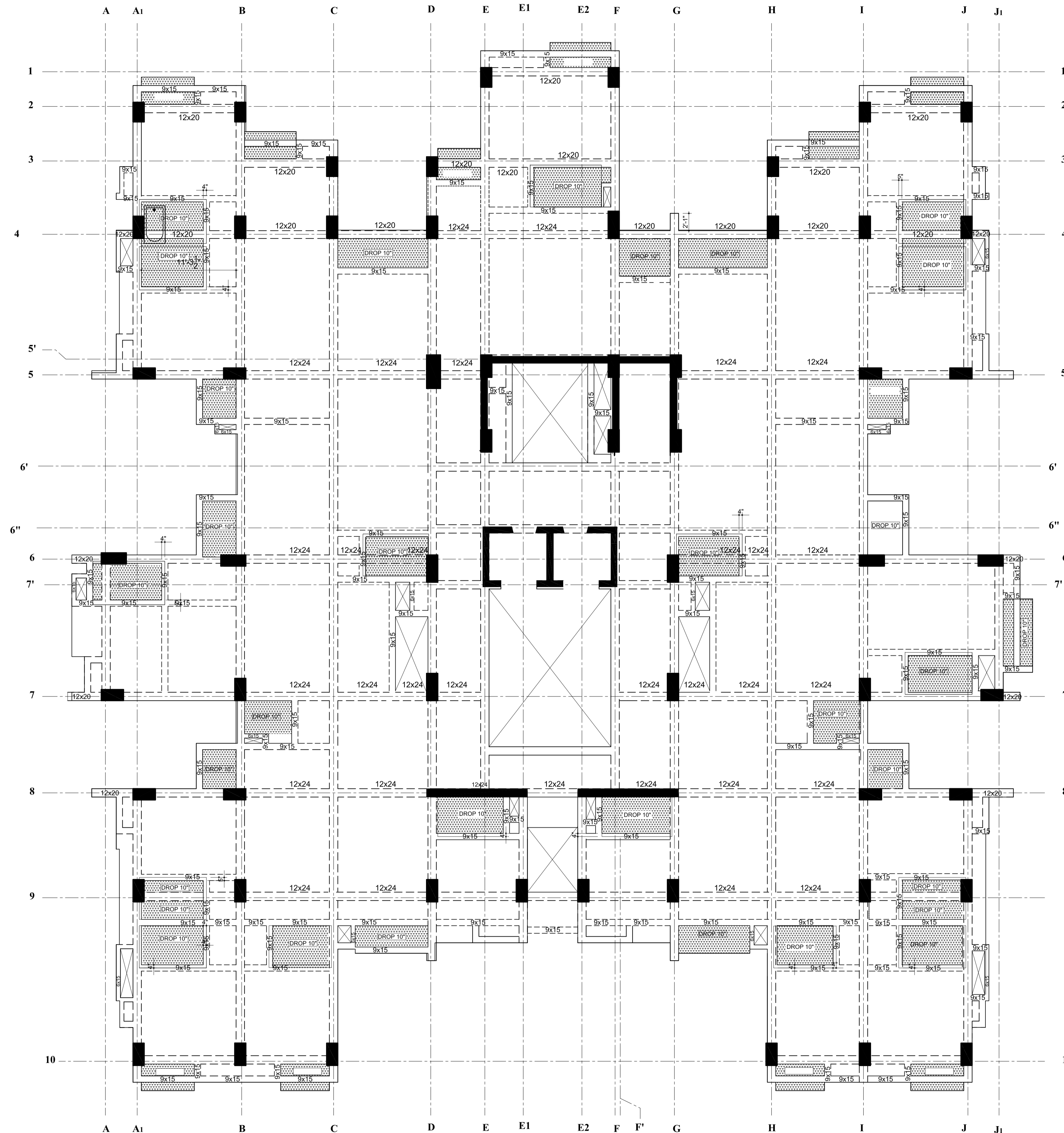
BUILDING TYPE: APARTMENT LOCATION: CHAPRAHIL, LALITPUR, NEPAL

PLOT NO.: 1242, 1243, 1244, 574, 600, 603, 605, 8 AREA: 11-12-0-1

DEALT BY: _____

DRAWN BY: _____ CHECKED BY: _____

DRAWING TITLE:
EIGHTH/NINTH FLOOR BEAM DETAILS



BLOCK-B
10TH/11TH/12TH FLOOR FRAMMING PLAN
 ALL BEAMS SHALL BE 12"x20" UNLESS MENTIONED OTHERWISE

NOTES

1. ALL DIMENSIONS ARE IN INCH UNLESS NOTED OTHERWISE.
2. WRITTEN DIMENSIONS SHALL BE FOLLOWED. DRAWINGS ARE NOT TO BE SCALED.
3. GRADE OF CONCRETE MIX SHALL BE M-20 CONFORMING TO I.S.:456-2000 UNLESS NOTED OTHERWISE.
4. REINFORCEMENT SHALL BE HIGH STRENGTH DEFORMED BARS OF GRADE Fe500 FOR MAIN REINFORCEMENT AND SHEAR REINFORCEMENTS
5. CLEAR COVER TO REINFORCEMENT SHALL BE AS FOLLOWS BEAMS = 25MM , SLABS =20MM AND COLUMNS =40MM
6. ANY DISCREPANCIES FOUND IN DIMENSIONS IN ANY OF THE DRAWINGS SHALL BE CLARIFIED WITH THE ENGINEER IN CHARGE BEFORE EXECUTION OF WORK AT SITE.
7. THE CONTRACTOR SHALL INSPECT & VERIFY ALL DIMENSIONS & LEVELS IN THE DRAWINGS AND SHALL COORDINATE WITH ACTUAL SITE CONDITIONS. ANY DISCREPANCY FOUND SHALL BE BROUGHT TO NOTICE OF THE ENGINEER IN CHARGE BEFORE EXECUTION OF WORK AT SITE.
8. ALL THE DETAILING SHALL BE AS PER INDIAN STANDARD.
9. THIS DRAWING SHALL BE READ IN CONJUNCTION WITH ALL OTHER STRUCTURAL, ARCHITECTURAL, ELECTRICAL, PLUMBING & WATER SUPPLY DRAWINGS AND ALL OTHER SERVICES DRAWINGS AND THE TENDER DOCUMENT.

OWNER:

DOWNTOWN HOUSING CO. PVT.LTD

SIGNATURE:

DESIGNATION:

BUILDING TYPE:

APARTMENT

LOCATION:

CHAPRAHIL, LALITPUR, NEPAL

PLOT NO.:

AREA:

11-12-0-1

DEALT BY:

DRAWN BY:

CHECKED BY:

DRAWING TITLE:

TENTH,ELEVENTH AND TWELFTH FLOOR BEAM DETAILS

DATE:

NOV.2014

SCALE:

As Mentioned

REGISTRATION NO.:

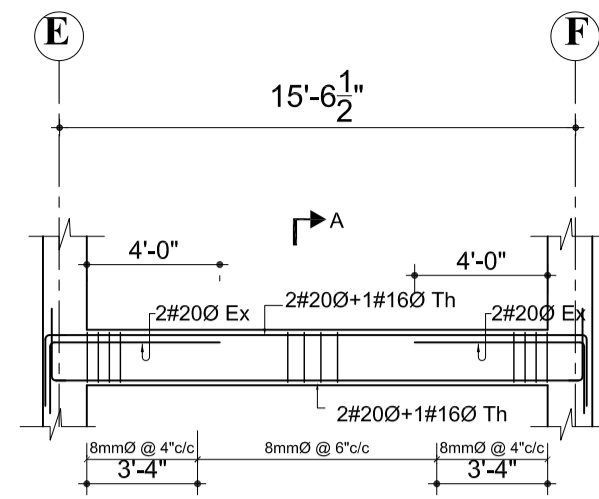
13_LSMC

Drawing No.:

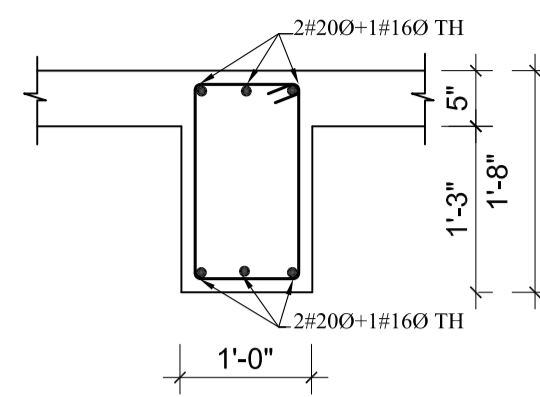
STR/B-TET-01

NOTES

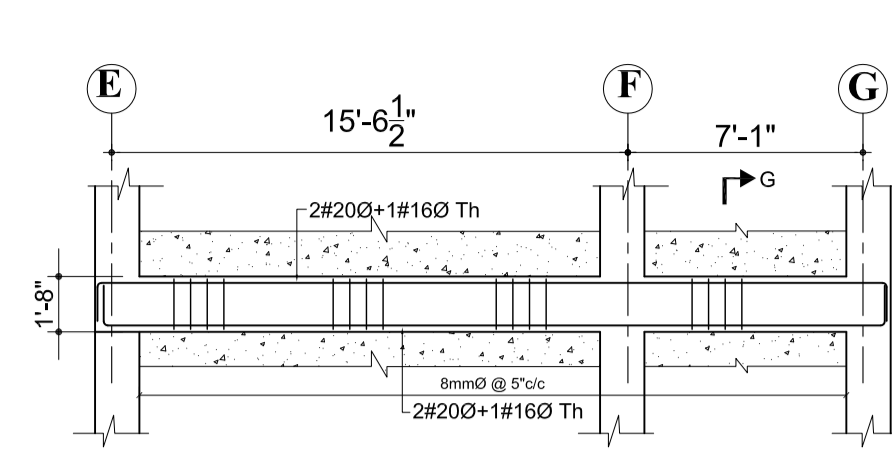
1. ALL DIMENSIONS ARE IN INCH UNLESS NOTED OTHERWISE.
2. WRITTEN DIMENSIONS SHALL BE FOLLOWED. DRAWINGS ARE NOT TO BE SCALED.
3. GRADE OF CONCRETE MIX SHALL BE M-20 CONFORMING TO I.S.:456-2000 UNLESS NOTED OTHERWISE.
4. REINFORCEMENT SHALL BE HIGH STRENGTH DEFORMED BARS OF GRADE Fe500 FOR MAIN REINFORCEMENT AND SHEAR REINFORCEMENTS
5. CLEAR COVER TO REINFORCEMENT SHALL BE AS FOLLOWS BEAMS = 25MM , SLABS = 20MM AND COLUMNS = 40MM
6. ANY DISCREPANCIES FOUND IN DIMENSIONS IN ANY OF THE DRAWINGS SHALL BE CLARIFIED WITH THE ENGINEER IN CHARGE BEFORE EXECUTION OF WORK AT SITE.
7. THE CONTRACTOR SHALL INSPECT & VERIFY ALL DIMENSIONS & LEVELS IN THE DRAWINGS AND SHALL COORDINATE WITH ACTUAL SITE CONDITIONS. ANY DISCREPANCY FOUND SHALL BE BROUGHT TO NOTICE OF THE ENGINEER IN CHARGE BEFORE EXECUTION OF WORK AT SITE.
8. ALL THE DETAILING SHALL BE AS PER INDIAN STANDARD.
9. THIS DRAWING SHALL BE READ IN CONJUGATION WITH ALL OTHER STRUCTURAL, ARCHITECTURAL, ELECTRICAL, PLUMBING & WATER SUPPLY DRAWINGS AND ALL OTHER SERVICES DRAWINGS AND THE TENDER DOCUMENT.



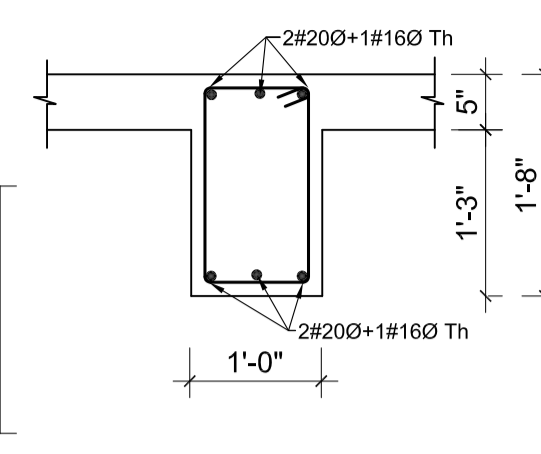
**10TH/11TH/12TH FLOOR BEAM
GRID 1-1**



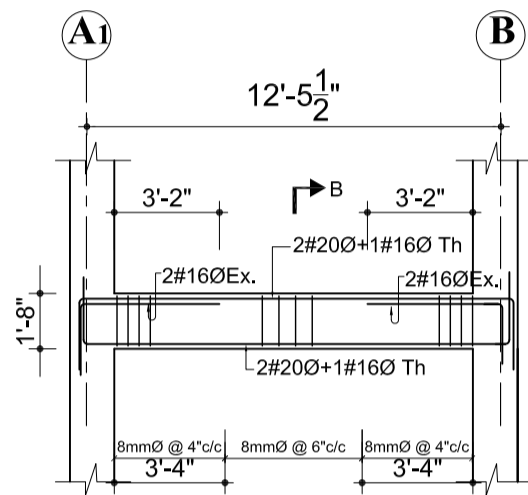
SECTION AT A



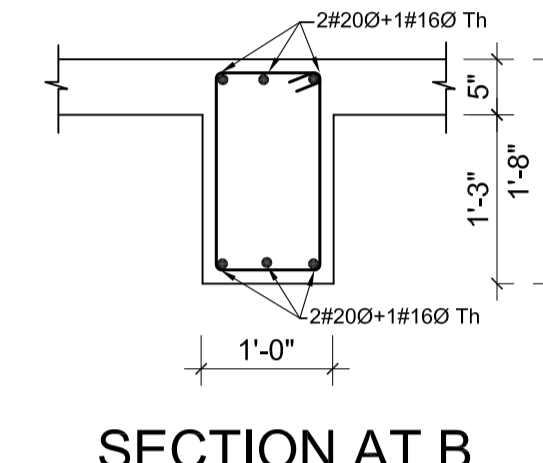
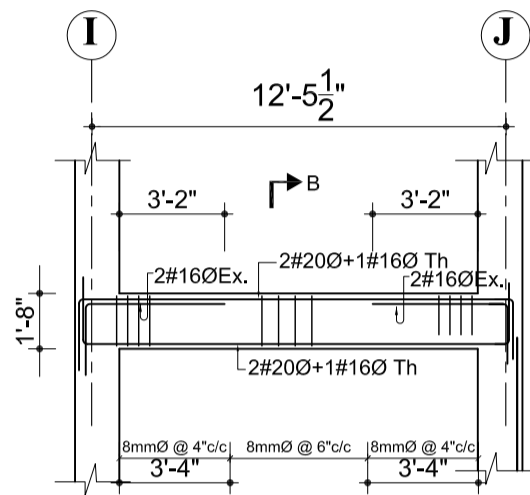
**6TH/7TH FLOOR BEAM
GRID 5-5'**



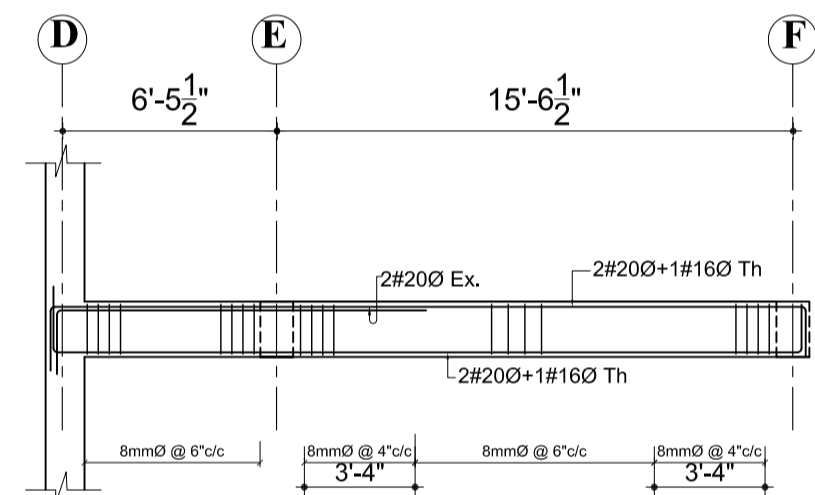
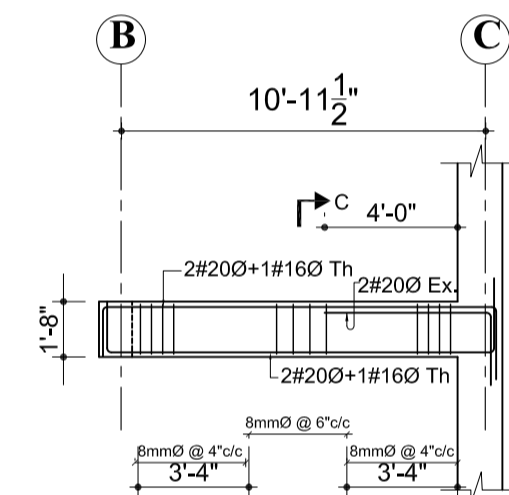
SECTION AT G



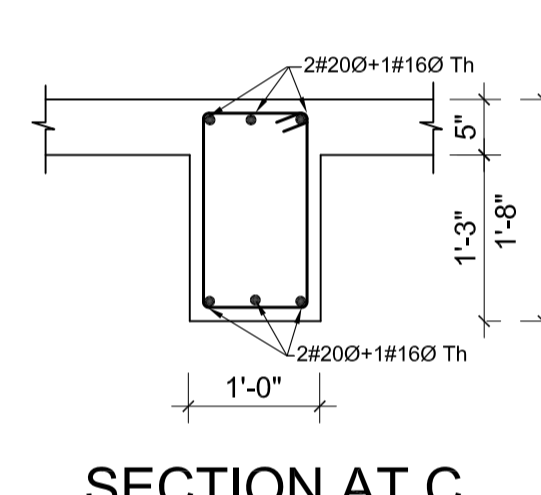
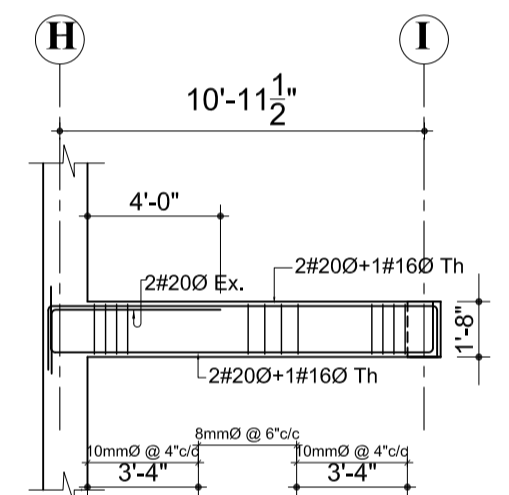
**10TH/11TH/12TH FLOOR BEAM
GRID 2-2**



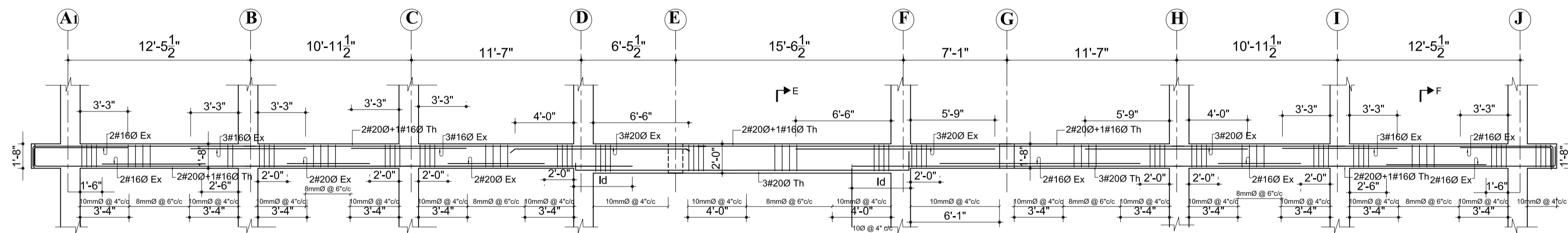
SECTION AT B



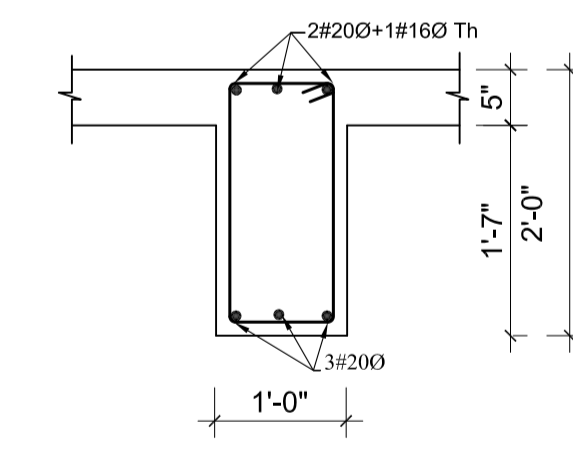
**10TH/11TH/12TH FLOOR BEAM
GRID 3-3**



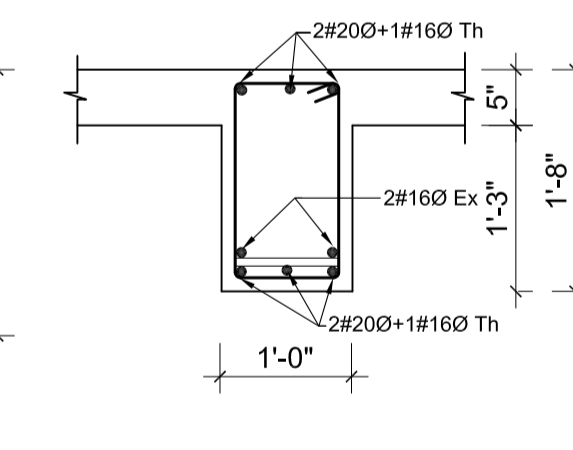
SECTION AT C



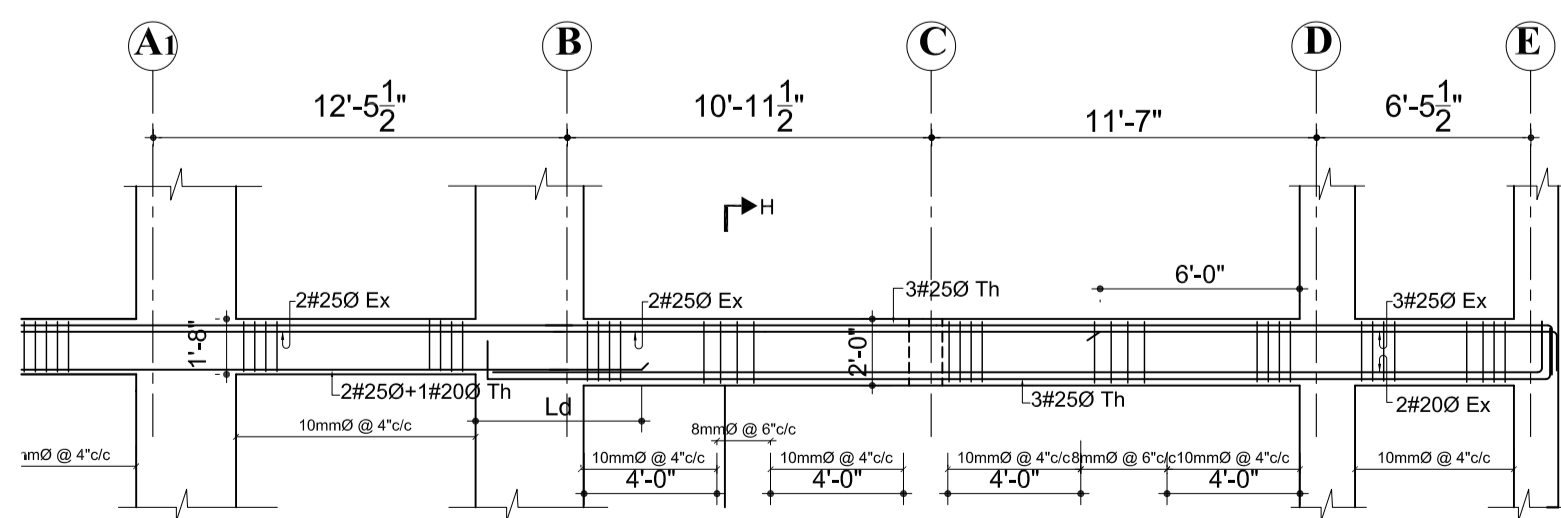
**10TH/11TH/12TH FLOOR BEAM
GRID 4-4**



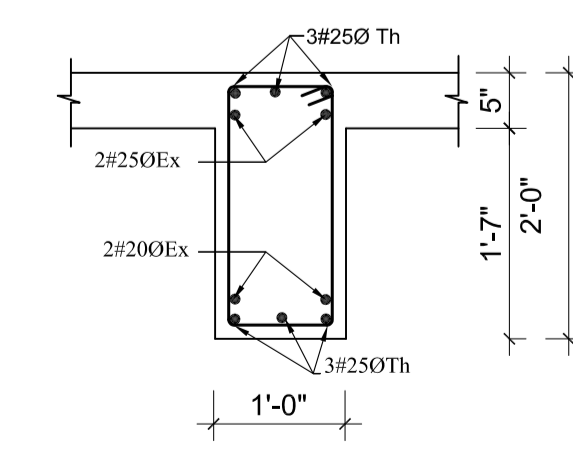
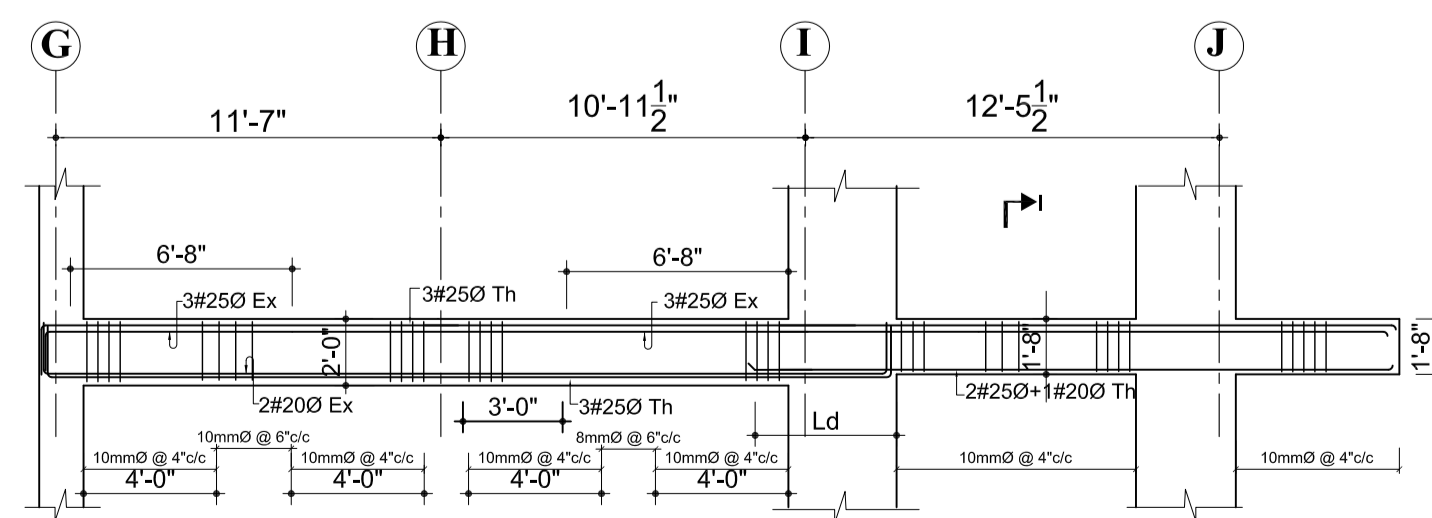
SECTION AT E



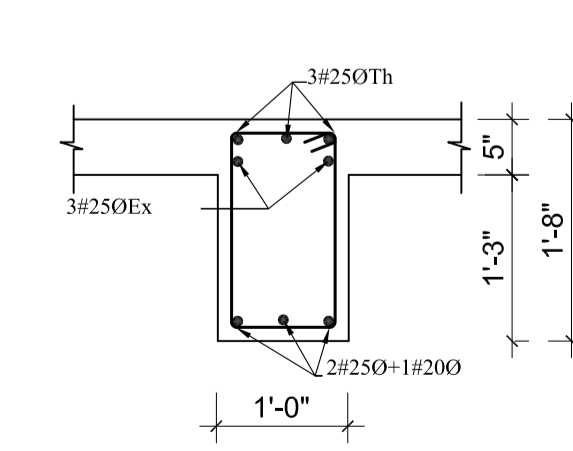
SECTION AT F



**6TH/7TH FLOOR BEAM
GRID 5-5**



SECTION AT H



SECTION AT I

OWNER:
DOWNTOWN HOUSING CO. PVT.LTD

SIGNATURE: _____ DESIGNATION: _____

BUILDING TYPE: APARTMENT LOCATION: CHAPPAHIL, LALITPUR, NEPAL

PLOT NO.: 1242, 1243, 1244, 574, 600, 603, 605, 8 AREA: 11-12-0-1

DEALT BY: _____

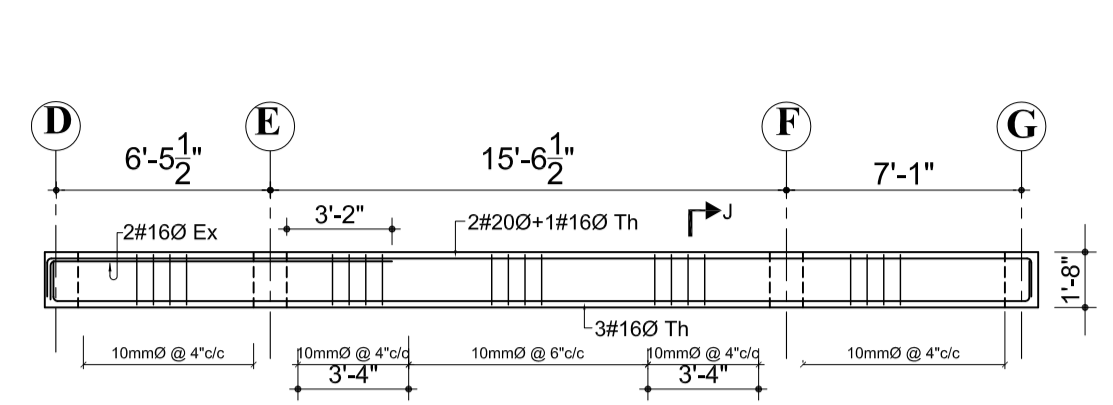
DRAWN BY: _____ CHECKED BY: _____

DRAWING TITLE:
TENTH/ELEVENTH AND TWELFTH FLOOR BEAM DETAILS

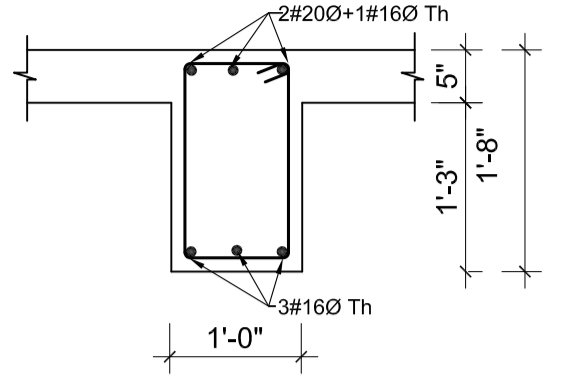
DATE: NOV 2014	SCALE: As Mentioned	REGISTRATION NO.: 13 LSMC	Drawing No. STRB-TET-02
-------------------	------------------------	------------------------------	----------------------------

NOTES

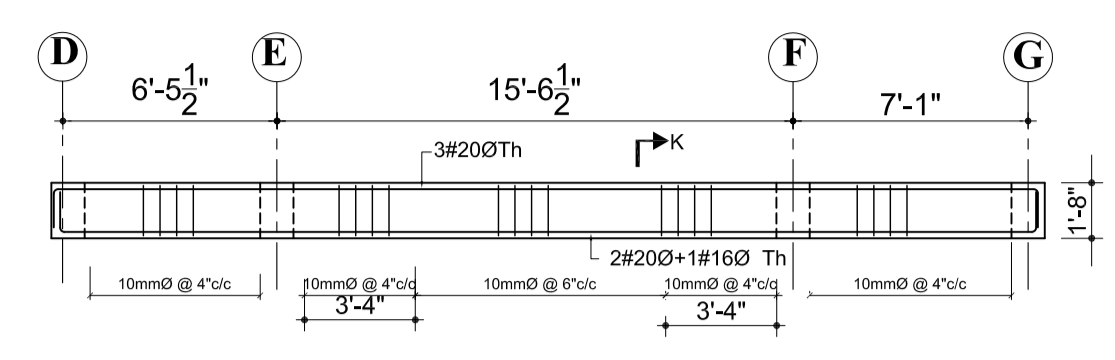
1. ALL DIMENSIONS ARE IN INCH UNLESS NOTED OTHERWISE.
2. WRITTEN DIMENSIONS SHALL BE FOLLOWED. DRAWINGS ARE NOT TO BE SCALED.
3. GRADE OF CONCRETE MIX SHALL BE M-20 CONFORMING TO I.S.:456-2000 UNLESS NOTED OTHERWISE.
4. REINFORCEMENT SHALL BE HIGH STRENGTH DEFORMED BARS OF GRADE Fe500 FOR MAIN REINFORCEMENT AND SHEAR REINFORCEMENTS
5. CLEAR COVER TO REINFORCEMENT SHALL BE AS FOLLOWS BEAMS = 25MM , SLABS =20MM AND COLUMNS =40MM
6. ANY DISCREPANCIES FOUND IN DIMENSIONS IN ANY OF THE DRAWINGS SHALL BE CLARIFIED WITH THE ENGINEER IN CHARGE BEFORE EXECUTION OF WORK AT SITE.
7. THE CONTRACTOR SHALL INSPECT & VERIFY ALL DIMENSIONS & LEVELS IN THE DRAWINGS AND SHALL COORDINATE WITH ACTUAL SITE CONDITIONS. ANY DISCREPANCY FOUND SHALL BE BROUGHT TO NOTICE OF THE ENGINEER IN CHARGE BEFORE EXECUTION OF WORK AT SITE.
8. ALL THE DETAILING SHALL BE AS PER INDIAN STANDARD.
9. THIS DRAWING SHALL BE READ IN CONJUNCTION WITH ALL OTHER STRUCTURAL, ARCHITECTURAL, ELECTRICAL, PLUMBING & WATER SUPPLY DRAWINGS AND ALL OTHER SERVICES DRAWINGS AND THE TENDER DOCUMENT.



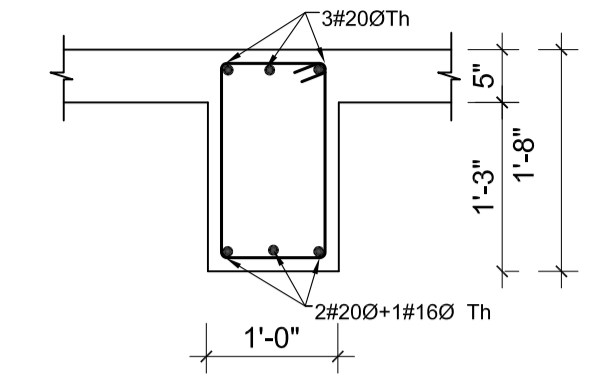
**10TH/11TH/12TH FLOOR BEAM
GRID 6'-6"**



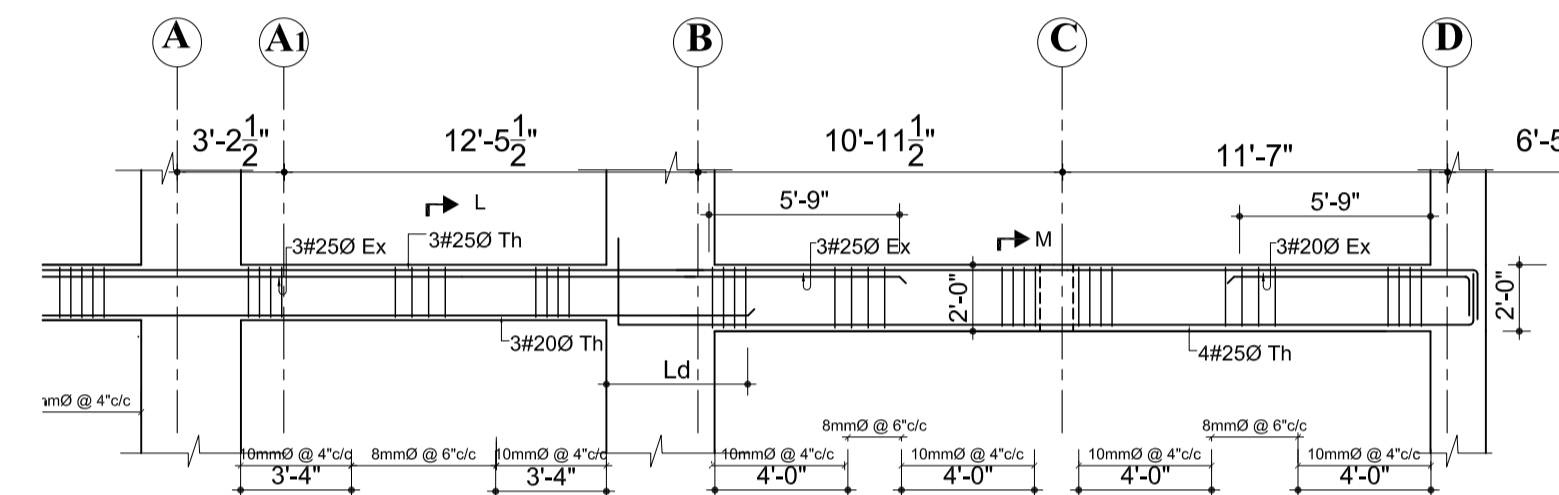
SECTION AT J



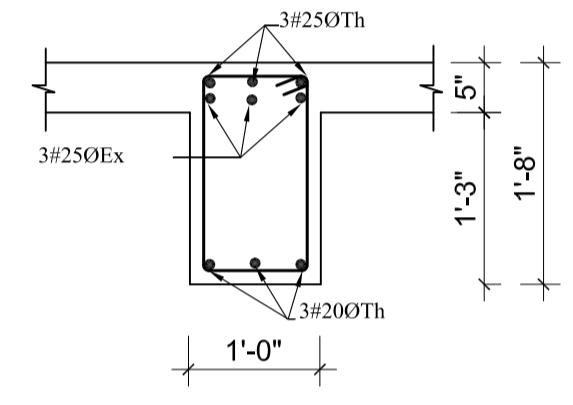
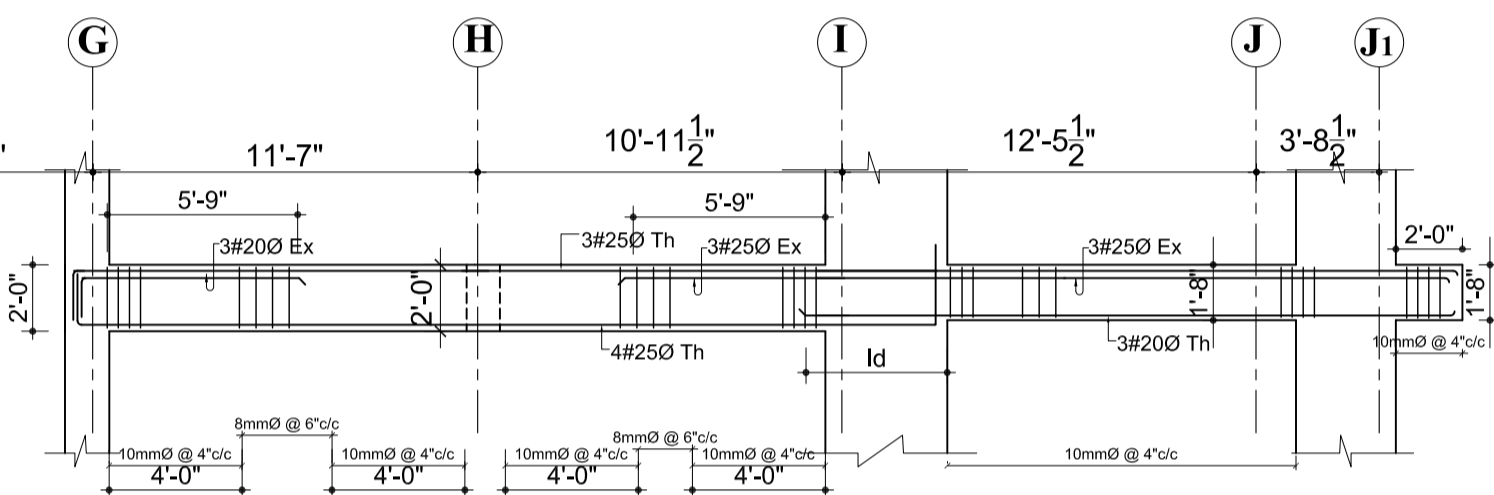
**10TH/11TH/12TH FLOOR BEAM
GRID 6'-6"**



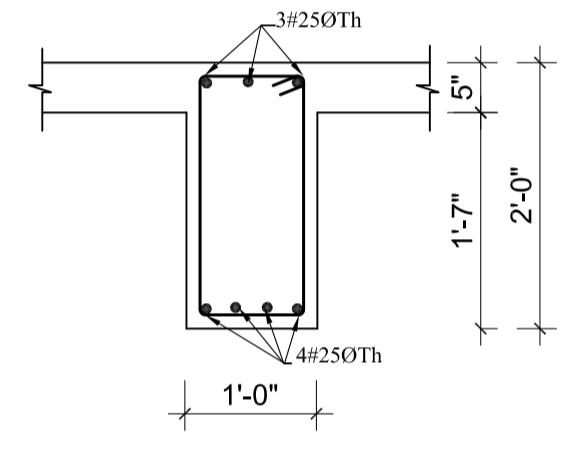
SECTION AT K



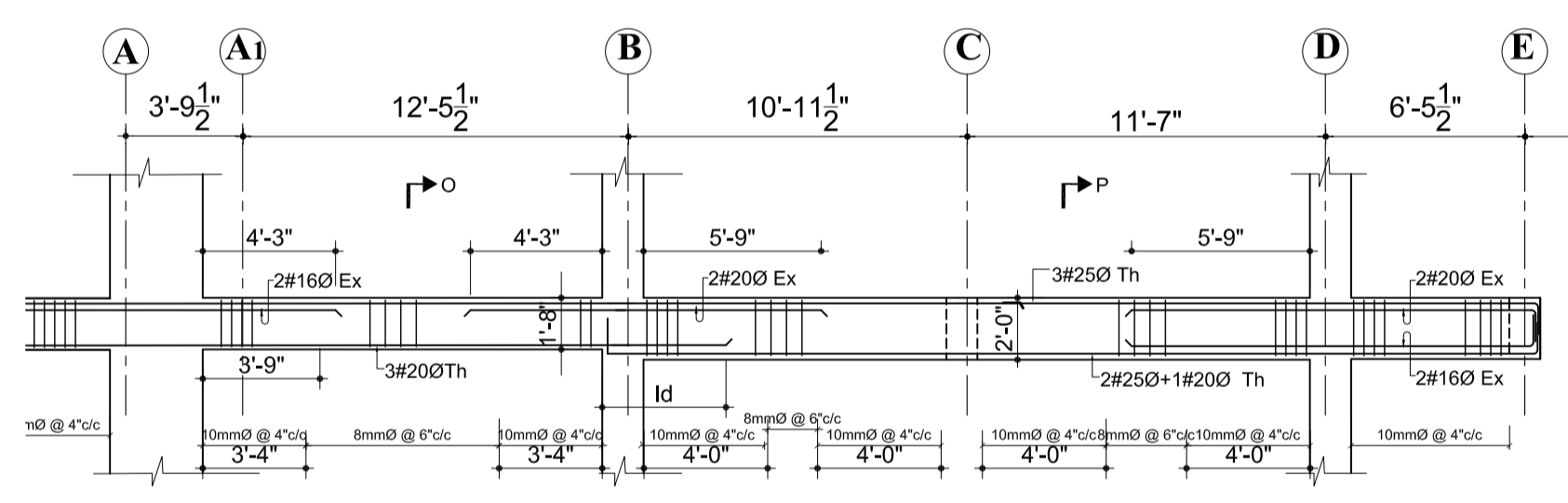
**10TH/11TH/12TH FLOOR BEAM
GRID 6-6**



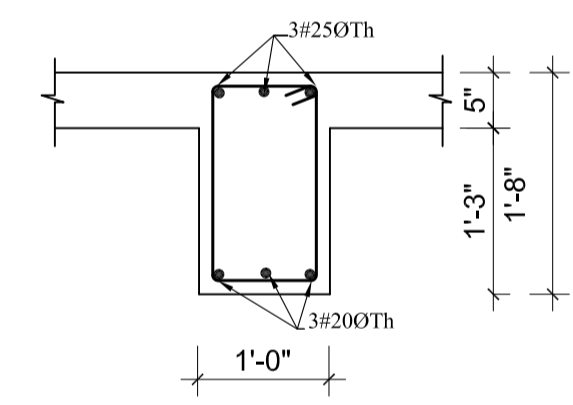
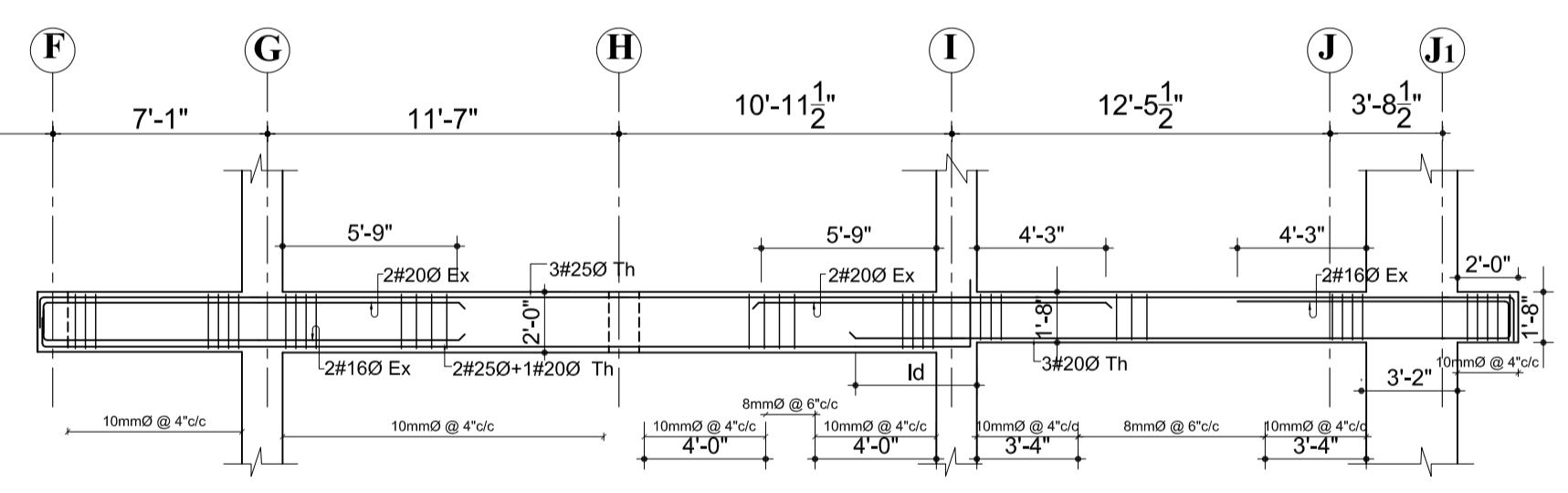
SECTION AT L



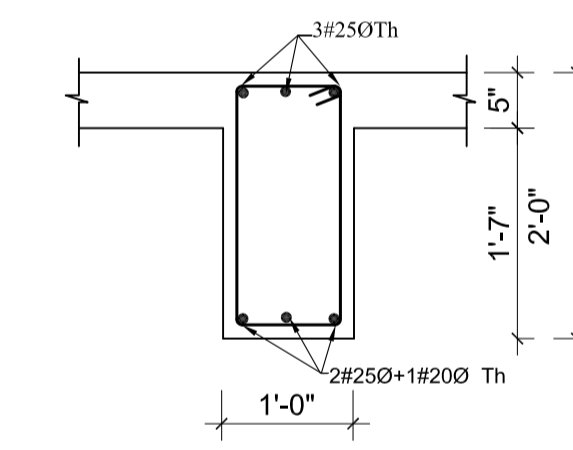
SECTION AT M



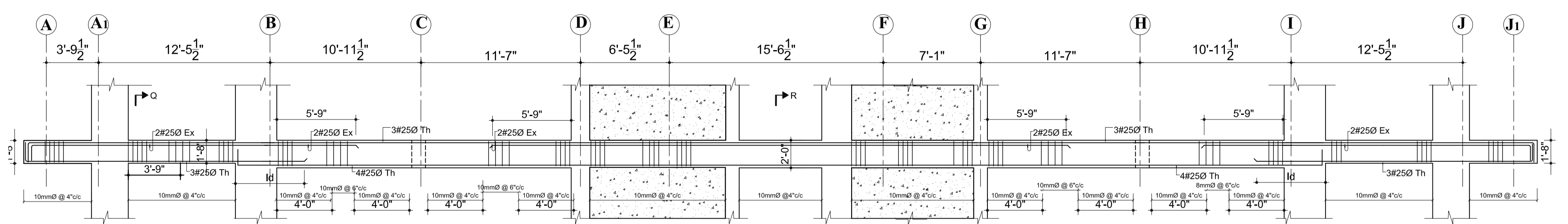
**10TH/11TH/12TH FLOOR BEAM
GRID 7-7**



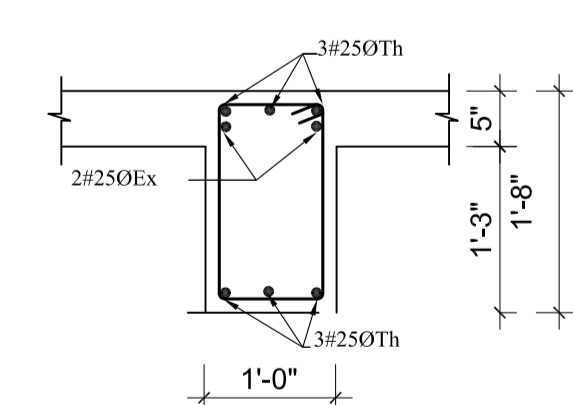
SECTION AT O



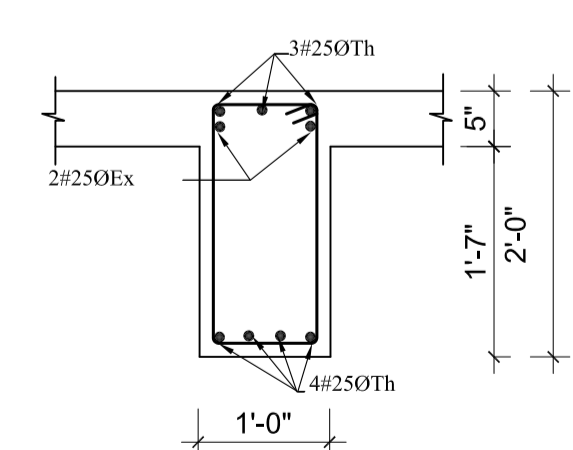
SECTION AT P



**10TH/11TH/12TH FLOOR BEAM
GRID 8-8**

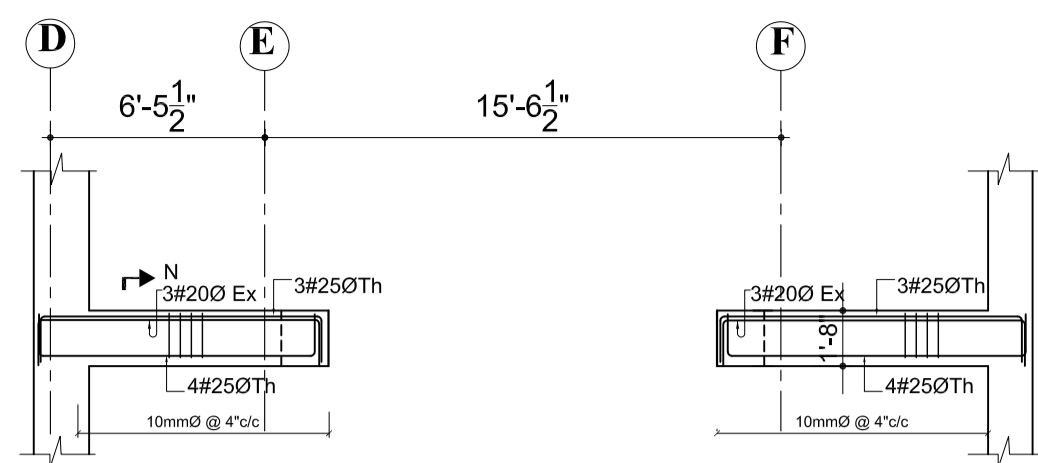


SECTION AT Q

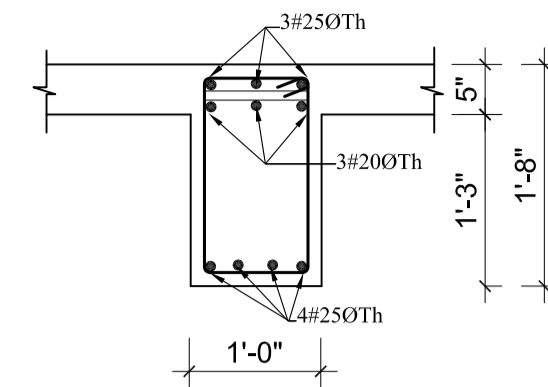


SECTION AT R

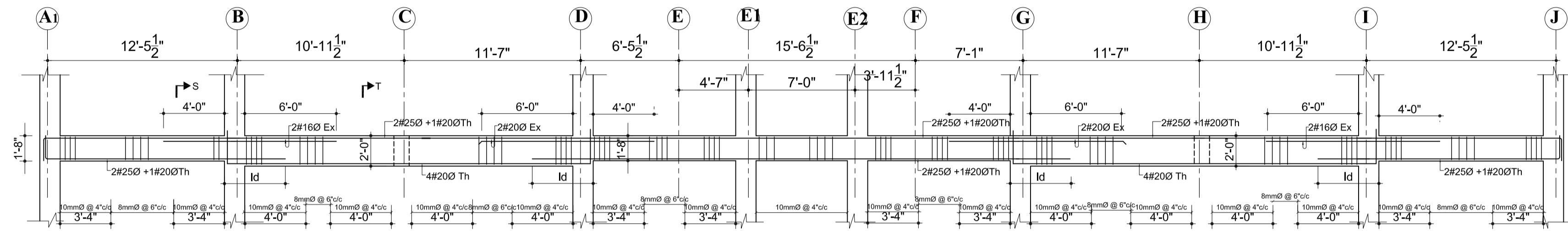
OWNER: DOWNTOWN HOUSING CO. PVT.LTD	
SIGNATURE:	DESIGNATION:
BUILDING TYPE: APARTMENT	LOCATION: CHAPRAHIL, LALITPUR, NEPAL
PLOT NO.: 1242, 1243, 1244, 574, 600, 603, 605, 8	AREA: 11-120-1
DEALT BY:	
DRAWN BY:	CHECKED BY:
DRAWING TITLE: TENTH,ELEVENTH AND TWELFTH FLOOR BEAM DETAILS	



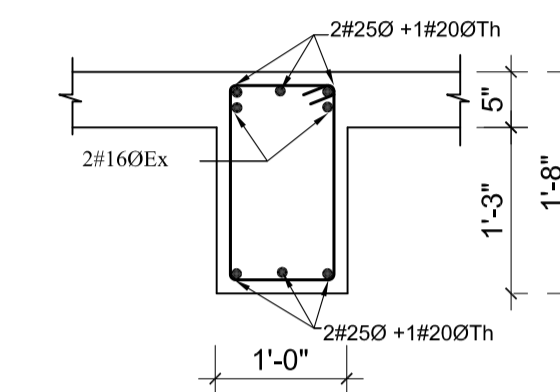
10TH/11TH/12TH FLOOR BEAM
GRID 7-7'



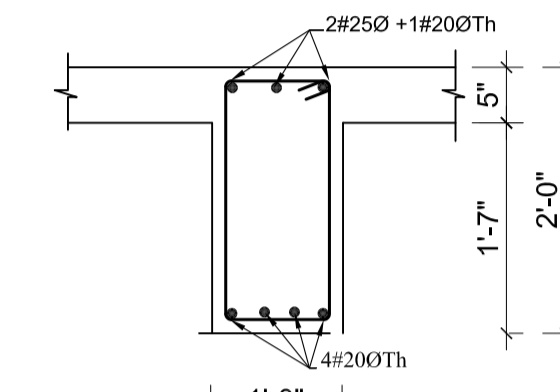
SECTION AT N



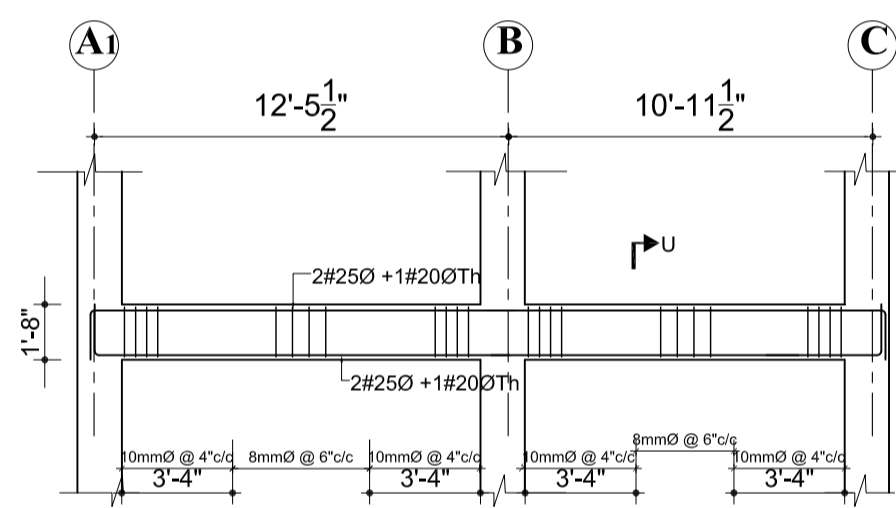
10TH/11TH/12TH FLOOR BEAM
GRID 9-9



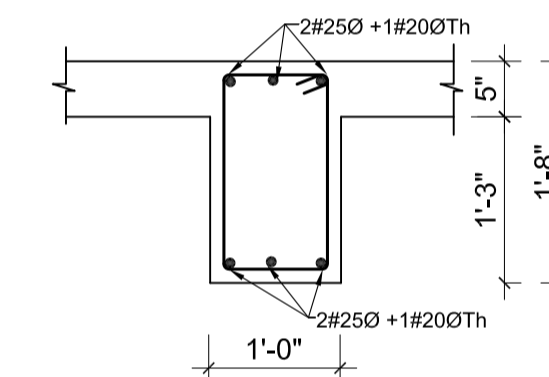
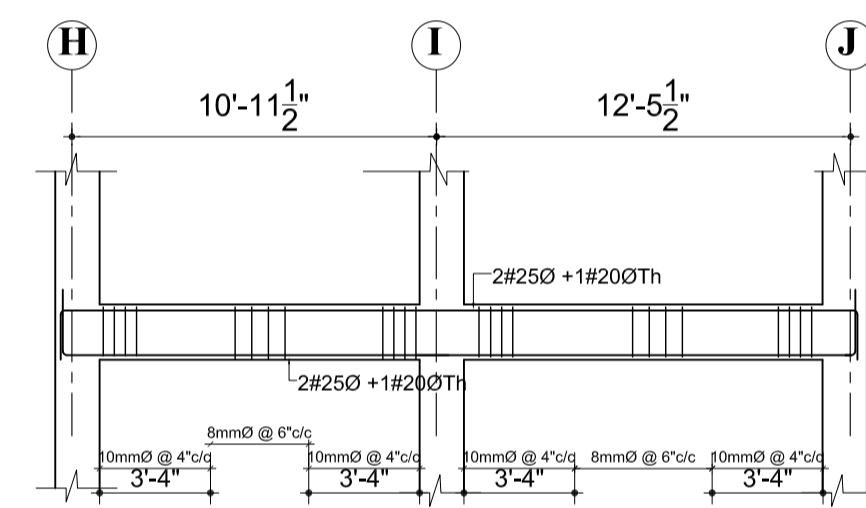
SECTION AT S



SECTION AT T



10TH/11TH/12TH FLOOR BEAM
GRID 10-10



SECTION AT U

NOTES

1. ALL DIMENSIONS ARE IN INCH UNLESS NOTED OTHERWISE.
2. WRITTEN DIMENSIONS SHALL BE FOLLOWED. DRAWINGS ARE NOT TO BE SCALED.
3. GRADE OF CONCRETE MIX SHALL BE M-20 CONFORMING TO I.S.:456-2000 UNLESS NOTED OTHERWISE.
4. REINFORCEMENT SHALL BE HIGH STRENGTH DEFORMED BARS OF GRADE Fe500 FOR MAIN REINFORCEMENT AND SHEAR REINFORCEMENTS
5. CLEAR COVER TO REINFORCEMENT SHALL BE AS FOLLOWS BEAMS = 25MM , SLABS =20MM AND COLUMNS =40MM
6. ANY DISCREPANCIES FOUND IN DIMENSIONS IN ANY OF THE DRAWINGS SHALL BE CLARIFIED WITH THE ENGINEER IN CHARGE BEFORE EXECUTION OF WORK AT SITE.
7. THE CONTRACTOR SHALL INSPECT & VERIFY ALL DIMENSIONS & LEVELS IN THE DRAWINGS AND SHALL COORDINATE WITH ACTUAL SITE CONDITIONS. ANY DISCREPANCY FOUND SHALL BE BROUGHT TO NOTICE OF THE ENGINEER IN CHARGE BEFORE EXECUTION OF WORK AT SITE.
8. ALL THE DETAILING SHALL BE AS PER INDIAN STANDARD.
9. THIS DRAWING SHALL BE READ IN CONJUNCTION WITH ALL OTHER STRUCTURAL, ARCHITECTURAL, ELECTRICAL, PLUMBING & WATER SUPPLY DRAWINGS AND ALL OTHER SERVICES DRAWINGS AND THE TENDER DOCUMENT.

OWNER:
DOWNTOWN HOUSING CO. PVT.LTD

SIGNATURE: _____ DESIGNATION: _____

BUILDING TYPE:
APARTMENT LOCATION:
CHAPRAHIL, LALITPUR, NEPAL

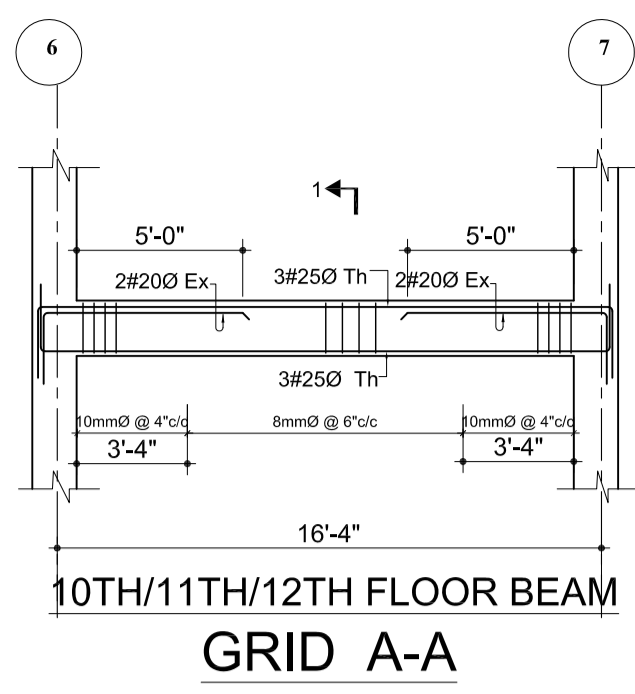
PLOT NO.:
1242, 1243, 1244, 574, 600, 603, 605, 8 AREA:
11-12-0-1

DEALT BY: _____

DRAWN BY: _____ CHECKED BY: _____

DRAWING TITLE:
TENTH/ELEVENTH AND TWELFTH FLOOR BEAM DETAILS

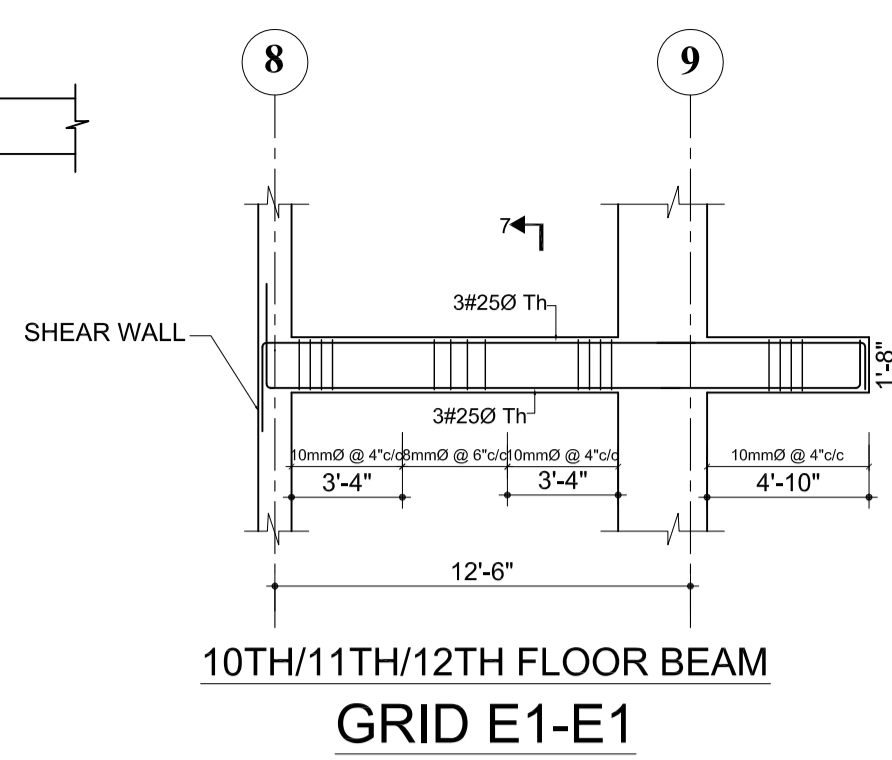
DATE: NOV.2014	SCALE: As Mentioned	REGISTRATION NO.: 13 LSMC	Drawing No. STRB-TET-04
-------------------	------------------------	------------------------------	----------------------------



SECTION AT 1

10TH/11TH/12TH FLOOR BEAM
GRID A-A

10TH/11TH/12TH FLOOR BEAM
GRID E1-E1



SECTION AT 7

10TH/11TH/12TH FLOOR BEAM
GRID E2-E2

10TH/11TH/12TH FLOOR BEAM
GRID A1-A1

10TH/11TH/12TH FLOOR BEAM
GRID B-B

10TH/11TH/12TH FLOOR BEAM
GRID C-C

10TH/11TH/12TH FLOOR BEAM
GRID D-D

10TH/11TH/12TH FLOOR BEAM
GRID A1-A1

10TH/11TH/12TH FLOOR BEAM
GRID B-B

10TH/11TH/12TH FLOOR BEAM
GRID C-C

10TH/11TH/12TH FLOOR BEAM
GRID D-D

10TH/11TH/12TH FLOOR BEAM
GRID A1-A1

10TH/11TH/12TH FLOOR BEAM
GRID B-B

10TH/11TH/12TH FLOOR BEAM
GRID C-C

10TH/11TH/12TH FLOOR BEAM
GRID D-D

10TH/11TH/12TH FLOOR BEAM
GRID A1-A1

10TH/11TH/12TH FLOOR BEAM
GRID B-B

10TH/11TH/12TH FLOOR BEAM
GRID C-C

10TH/11TH/12TH FLOOR BEAM
GRID D-D

10TH/11TH/12TH FLOOR BEAM
GRID A1-A1

10TH/11TH/12TH FLOOR BEAM
GRID B-B

10TH/11TH/12TH FLOOR BEAM
GRID C-C

10TH/11TH/12TH FLOOR BEAM
GRID D-D

10TH/11TH/12TH FLOOR BEAM
GRID A1-A1

10TH/11TH/12TH FLOOR BEAM
GRID B-B

10TH/11TH/12TH FLOOR BEAM
GRID C-C

10TH/11TH/12TH FLOOR BEAM
GRID D-D

10TH/11TH/12TH FLOOR BEAM
GRID A1-A1

10TH/11TH/12TH FLOOR BEAM
GRID B-B

10TH/11TH/12TH FLOOR BEAM
GRID C-C

10TH/11TH/12TH FLOOR BEAM
GRID D-D

10TH/11TH/12TH FLOOR BEAM
GRID A1-A1

10TH/11TH/12TH FLOOR BEAM
GRID B-B

10TH/11TH/12TH FLOOR BEAM
GRID C-C

10TH/11TH/12TH FLOOR BEAM
GRID D-D

10TH/11TH/12TH FLOOR BEAM
GRID A1-A1

10TH/11TH/12TH FLOOR BEAM
GRID B-B

10TH/11TH/12TH FLOOR BEAM
GRID C-C

10TH/11TH/12TH FLOOR BEAM
GRID D-D

10TH/11TH/12TH FLOOR BEAM
GRID A1-A1

10TH/11TH/12TH FLOOR BEAM
GRID B-B

10TH/11TH/12TH FLOOR BEAM
GRID C-C

10TH/11TH/12TH FLOOR BEAM
GRID D-D

10TH/11TH/12TH FLOOR BEAM
GRID A1-A1

10TH/11TH/12TH FLOOR BEAM
GRID B-B

10TH/11TH/12TH FLOOR BEAM
GRID C-C

10TH/11TH/12TH FLOOR BEAM
GRID D-D

10TH/11TH/12TH FLOOR BEAM
GRID A1-A1

10TH/11TH/12TH FLOOR BEAM
GRID B-B

10TH/11TH/12TH FLOOR BEAM
GRID C-C

10TH/11TH/12TH FLOOR BEAM
GRID D-D

10TH/11TH/12TH FLOOR BEAM
GRID A1-A1

10TH/11TH/12TH FLOOR BEAM
GRID B-B

10TH/11TH/12TH FLOOR BEAM
GRID C-C

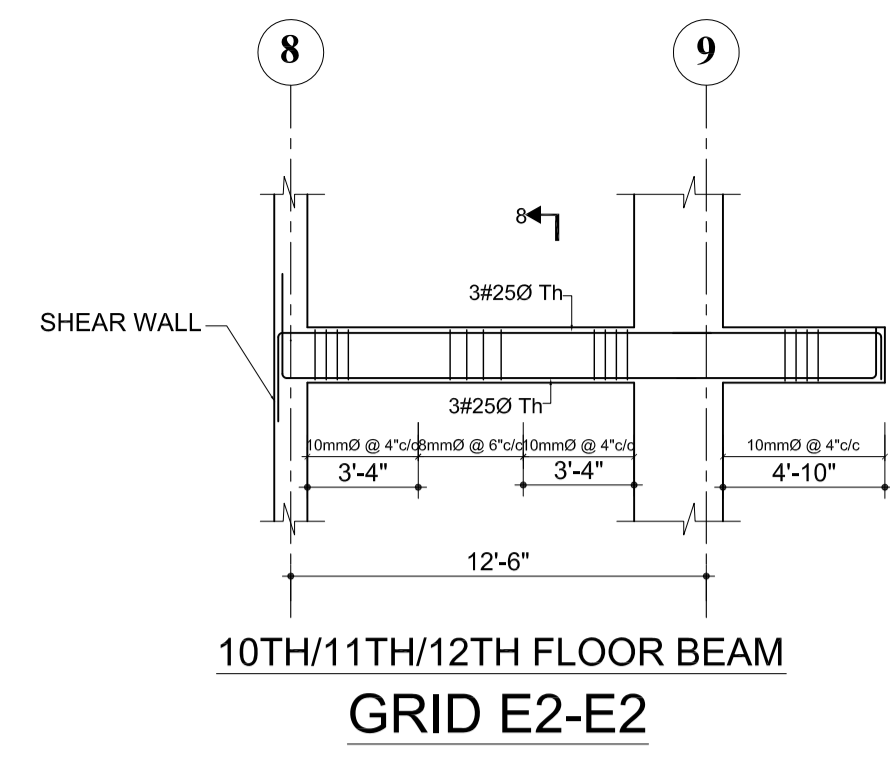
10TH/11TH/12TH FLOOR BEAM
GRID D-D

10TH/11TH/12TH FLOOR BEAM
GRID A1-A1

10TH/11TH/12TH FLOOR BEAM
GRID B-B

10TH/11TH/12TH FLOOR BEAM
GRID C-C

10TH/11TH/12TH FLOOR BEAM
GRID D-D



SECTION AT 8

10TH/11TH/12TH FLOOR BEAM
GRID A1-A1

10TH/11TH/12TH FLOOR BEAM
GRID B-B

10TH/11TH/12TH FLOOR BEAM
GRID C-C

10TH/11TH/12TH FLOOR BEAM
GRID D-D

10TH/11TH/12TH FLOOR BEAM
GRID A1-A1

10TH/11TH/12TH FLOOR BEAM
GRID B-B

10TH/11TH/12TH FLOOR BEAM
GRID C-C

10TH/11TH/12TH FLOOR BEAM
GRID D-D

10TH/11TH/12TH FLOOR BEAM
GRID A1-A1

10TH/11TH/12TH FLOOR BEAM
GRID B-B

10TH/11TH/12TH FLOOR BEAM
GRID C-C

10TH/11TH/12TH FLOOR BEAM
GRID D-D

10TH/11TH/12TH FLOOR BEAM
GRID A1-A1

10TH/11TH/12TH FLOOR BEAM
GRID B-B

10TH/11TH/12TH FLOOR BEAM
GRID C-C

10TH/11TH/12TH FLOOR BEAM
GRID D-D

10TH/11TH/12TH FLOOR BEAM
GRID A1-A1

10TH/11TH/12TH FLOOR BEAM
GRID B-B

10TH/11TH/12TH FLOOR BEAM
GRID C-C

10TH/11TH/12TH FLOOR BEAM
GRID D-D

10TH/11TH/12TH FLOOR BEAM
GRID A1-A1

10TH/11TH/12TH FLOOR BEAM
GRID B-B

10TH/11TH/12TH FLOOR BEAM
GRID C-C

10TH/11TH/12TH FLOOR BEAM
GRID D-D

10TH/11TH/12TH FLOOR BEAM
GRID A1-A1

10TH/11TH/12TH FLOOR BEAM
GRID B-B

10TH/11TH/12TH FLOOR BEAM
GRID C-C

10TH/11TH/12TH FLOOR BEAM
GRID D-D

10TH/11TH/12TH FLOOR BEAM
GRID A1-A1

10TH/11TH/12TH FLOOR BEAM
GRID B-B

10TH/11TH/12TH FLOOR BEAM
GRID C-C

10TH/11TH/12TH FLOOR BEAM
GRID D-D

10TH/11TH/12TH FLOOR BEAM
GRID A1-A1

10TH/11TH/12TH FLOOR BEAM
GRID B-B

10TH/11TH/12TH FLOOR BEAM
GRID C-C

10TH/11TH/12TH FLOOR BEAM
GRID D-D

10TH/11TH/12TH FLOOR BEAM
GRID A1-A1

10TH/11TH/12TH FLOOR BEAM
GRID B-B

10TH/11TH/12TH FLOOR BEAM
GRID C-C

10TH/11TH/12TH FLOOR BEAM
GRID D-D

10TH/11TH/12TH FLOOR BEAM
GRID A1-A1

10TH/11TH/12TH FLOOR BEAM
GRID B-B

10TH/11TH/12TH FLOOR BEAM
GRID C-C

10TH/11TH/12TH FLOOR BEAM
GRID D-D

10TH/11TH/12TH FLOOR BEAM
GRID A1-A1

10TH/11TH/12TH FLOOR BEAM
GRID B-B

10TH/11TH/12TH FLOOR BEAM
GRID C-C

10TH/11TH/12TH FLOOR BEAM
GRID D-D

10TH/11TH/12TH FLOOR BEAM
GRID A1-A1

10TH/11TH/12TH FLOOR BEAM
GRID B-B

10TH/11TH/12TH FLOOR BEAM
GRID C-C

10TH/11TH/12TH FLOOR BEAM
GRID D-D

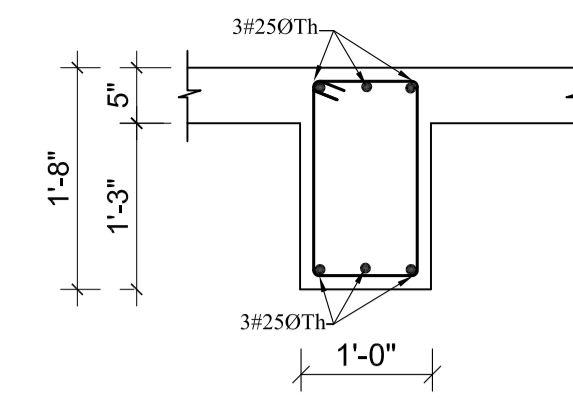
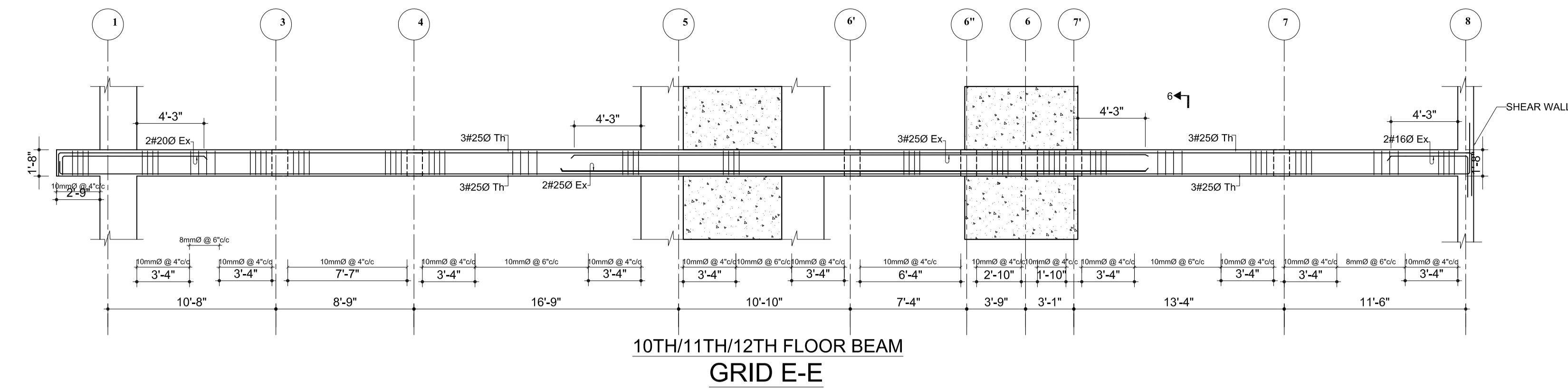
NOTES

1. ALL DIMENSIONS ARE IN INCH UNLESS NOTED OTHERWISE.
2. WRITTEN DIMENSIONS SHALL BE FOLLOWED. DRAWINGS ARE NOT TO BE SCALED.
3. GRADE OF CONCRETE MIX SHALL BE M-20 CONFORMING TO I.S.:456-2000 UNLESS NOTED OTHERWISE.
4. REINFORCEMENT SHALL BE HIGH STRENGTH DEFORMED BARS OF GRADE Fe500 FOR MAIN REINFORCEMENT AND SHEAR REINFORCEMENTS.
5. CLEAR COVER TO REINFORCEMENT SHALL BE AS FOLLOWS BEAMS = 25MM, SLABS = 20MM AND COLUMNS = 40MM.
6. ANY DISCREPANCIES FOUND IN DIMENSIONS IN ANY OF THE DRAWINGS SHALL BE CLARIFIED WITH THE ENGINEER IN CHARGE BEFORE EXECUTION OF WORK AT SITE.
7. THE CONTRACTOR SHALL INSPECT & VERIFY ALL DIMENSIONS & LEVELS IN THE DRAWINGS AND SHALL COORDINATE WITH ACTUAL SITE CONDITIONS. ANY DISCREPANCY FOUND SHALL BE BROUGHT TO NOTICE OF THE ENGINEER IN CHARGE BEFORE EXECUTION OF WORK AT SITE.
8. ALL THE DETAILING SHALL BE AS PER INDIAN STANDARD.
9. THIS DRAWING SHALL BE READ IN CONJUNCTION WITH ALL OTHER STRUCTURAL, ARCHITECTURAL, ELECTRICAL, PLUMBING & WATER SUPPLY DRAWINGS AND ALL OTHER SERVICES DRAWINGS AND THE TENDER DOCUMENT.

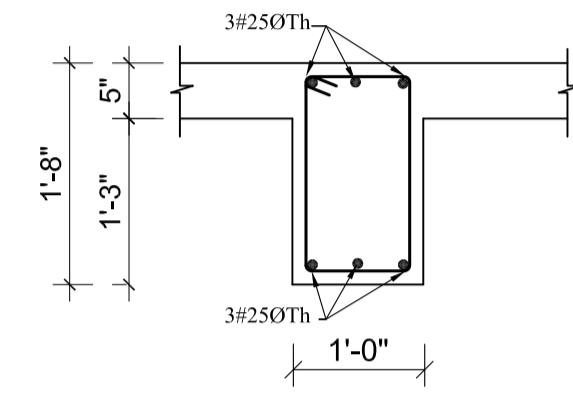
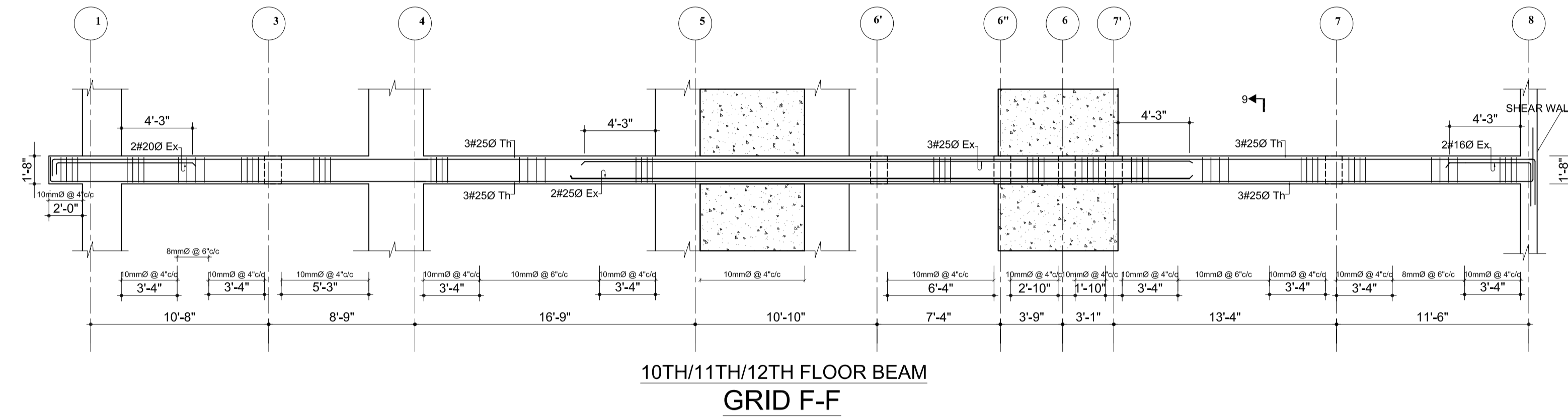
OWNER: DOWNTOWN HOUSING CO. PVT.LTD			
SIGNATURE:		DESIGNATION:	
BUILDING TYPE: APARTMENT		LOCATION: CHAPRAHIL, LALITPUR, NEPAL	
PLOT NO.: 1242, 1243, 1244, 574, 600, 603, 605, 8		AREA: 11-120-1	
DEALT BY:			
DRAWN BY:		CHECKED BY:	
DRAWING TITLE: TENTH/ELEVENTH AND TWELFTH FLOOR BEAM DETAILS			
DATE: NOV 2014	SCALE: As Mentioned	REGISTRATION NO.: 13 LSMC	Drawing No.: STRB-TET-05

NOTES

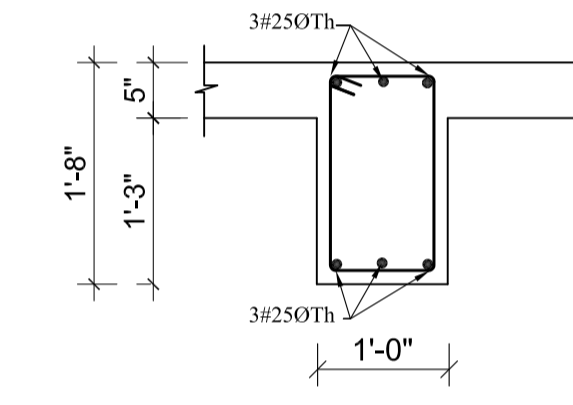
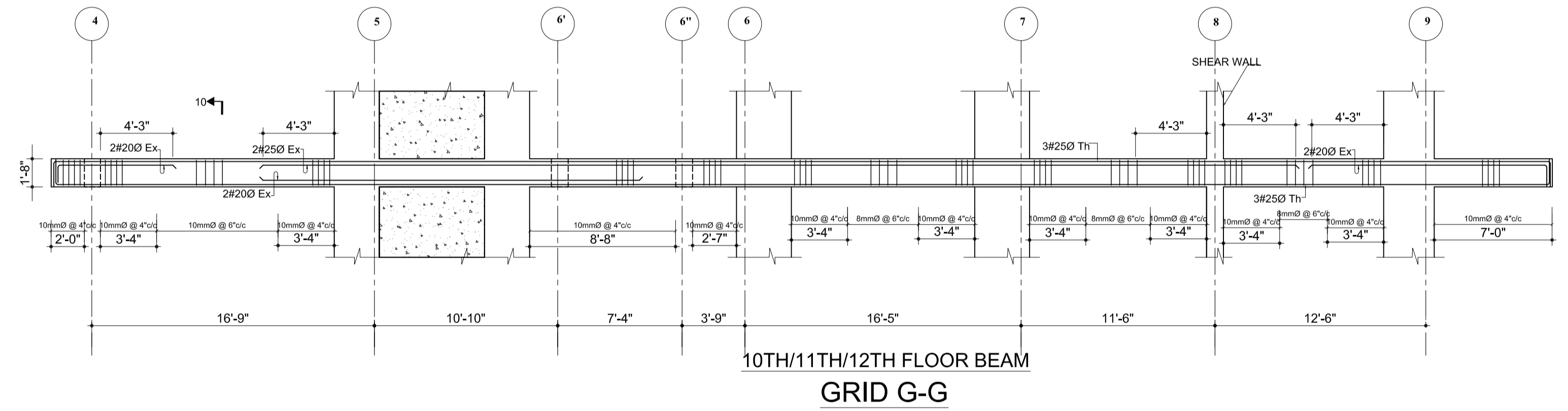
1. ALL DIMENSIONS ARE IN INCH UNLESS NOTED OTHERWISE.
2. WRITTEN DIMENSIONS SHALL BE FOLLOWED. DRAWINGS ARE NOT TO BE SCALED.
3. GRADE OF CONCRETE MIX SHALL BE M-20 CONFORMING TO I.S.:456-2000 UNLESS NOTED OTHERWISE.
4. REINFORCEMENT SHALL BE HIGH STRENGTH DEFORMED BARS OF GRADE Fe500 FOR MAIN REINFORCEMENT AND SHEAR REINFORCEMENTS
5. CLEAR COVER TO REINFORCEMENT SHALL BE AS FOLLOWS BEAMS = 25MM , SLABS =20MM AND COLUMNS =40MM
6. ANY DISCREPANCIES FOUND IN DIMENSIONS IN ANY OF THE DRAWINGS SHALL BE CLARIFIED WITH THE ENGINEER IN CHARGE BEFORE EXECUTION OF WORK AT SITE.
7. THE CONTRACTOR SHALL INSPECT & VERIFY ALL DIMENSIONS & LEVELS IN THE DRAWINGS AND SHALL COORDINATE WITH ACTUAL SITE CONDITIONS. ANY DISCREPANCY FOUND SHALL BE BROUGHT TO NOTICE OF THE ENGINEER IN CHARGE BEFORE EXECUTION OF WORK AT SITE.
8. ALL THE DETAILING SHALL BE AS PER INDIAN STANDARD.
9. THIS DRAWING SHALL BE READ IN CONJUNCTION WITH ALL OTHER STRUCTURAL, ARCHITECTURAL, ELECTRICAL, PLUMBING & WATER SUPPLY DRAWINGS AND ALL OTHER SERVICES DRAWINGS AND THE TENDER DOCUMENT.



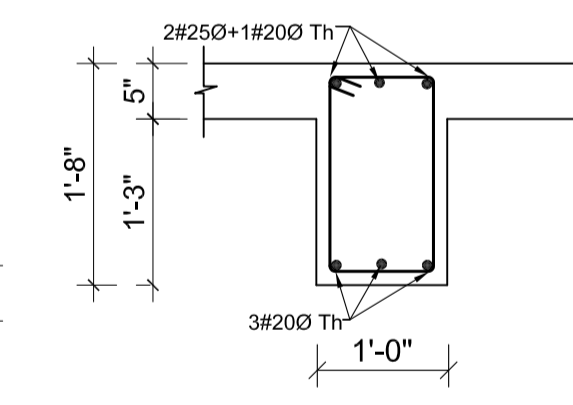
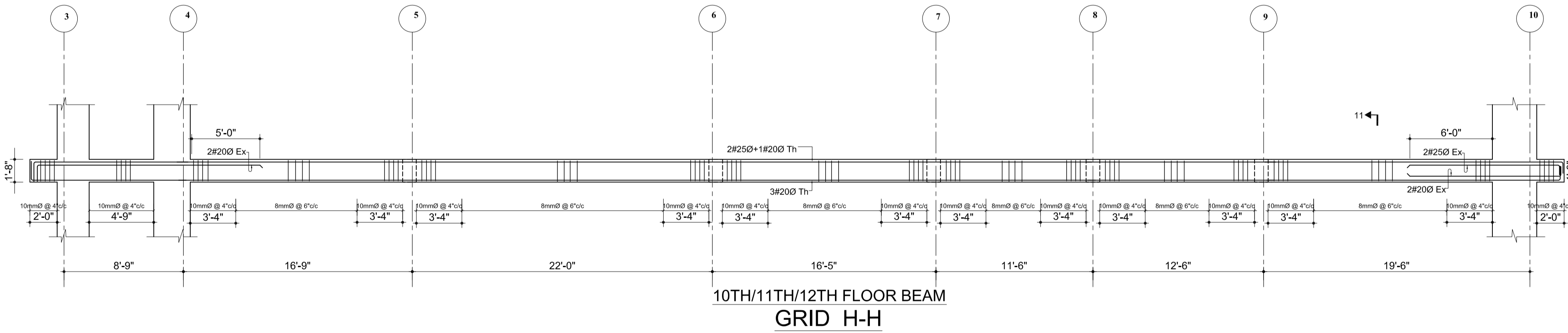
SECTION AT 6



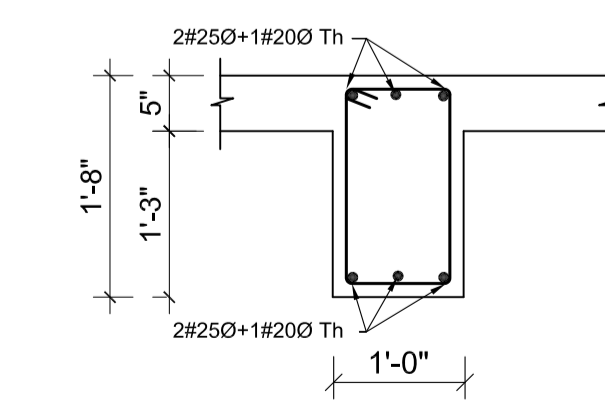
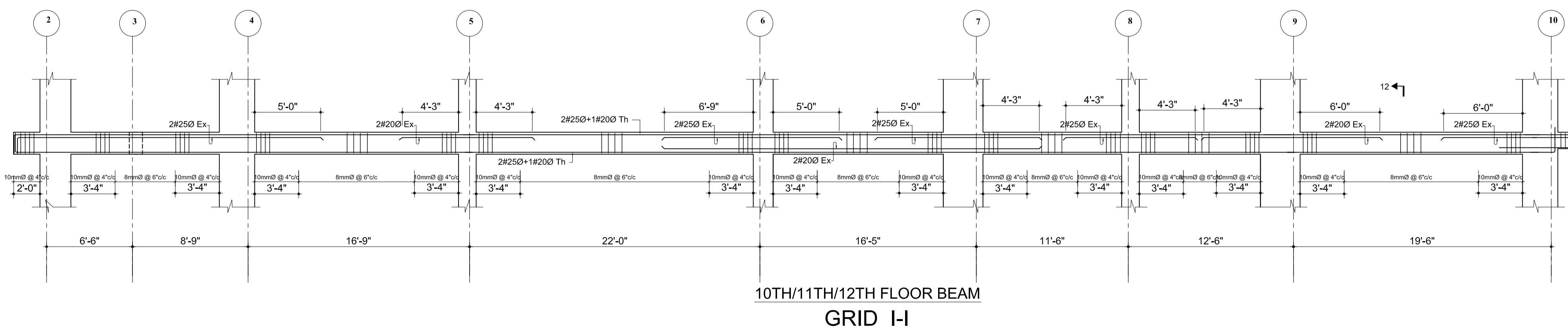
SECTION AT 9



SECTION AT 10

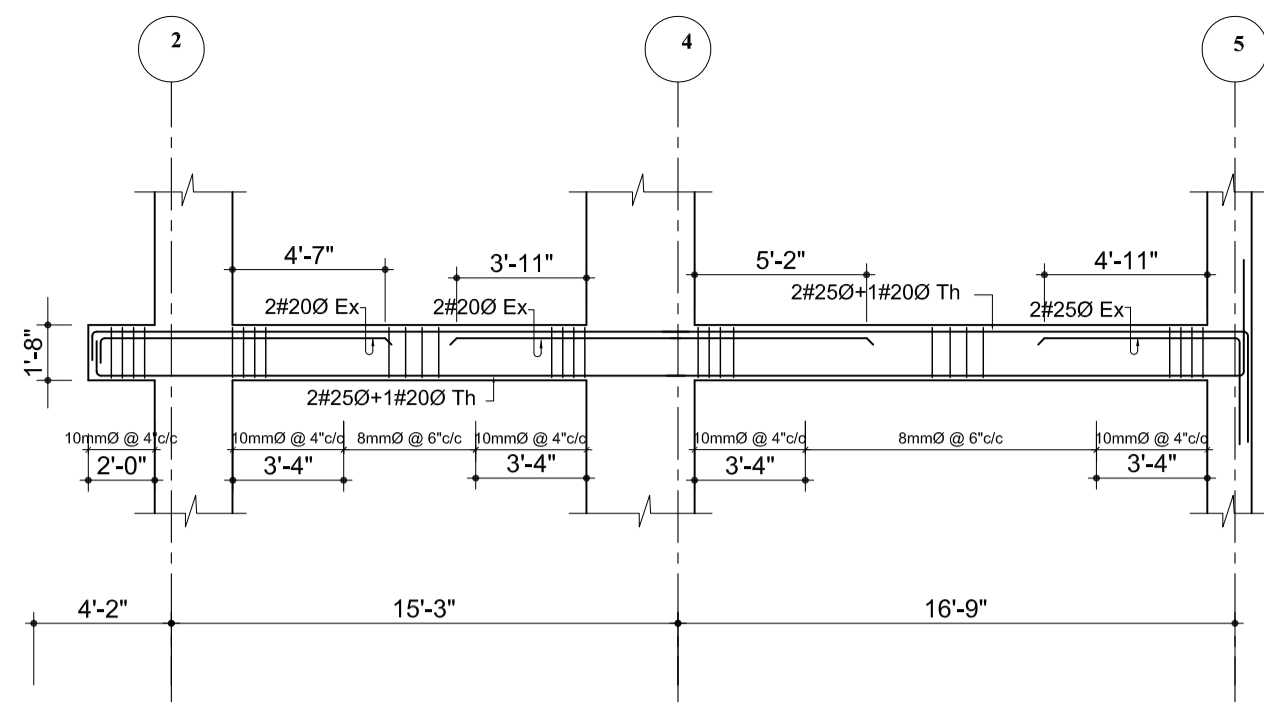


SECTION AT 11

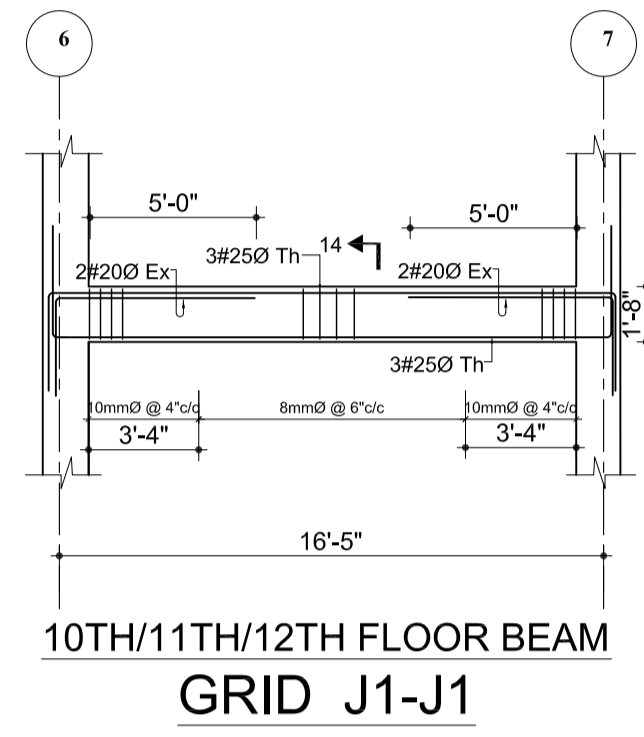


SECTION AT 12

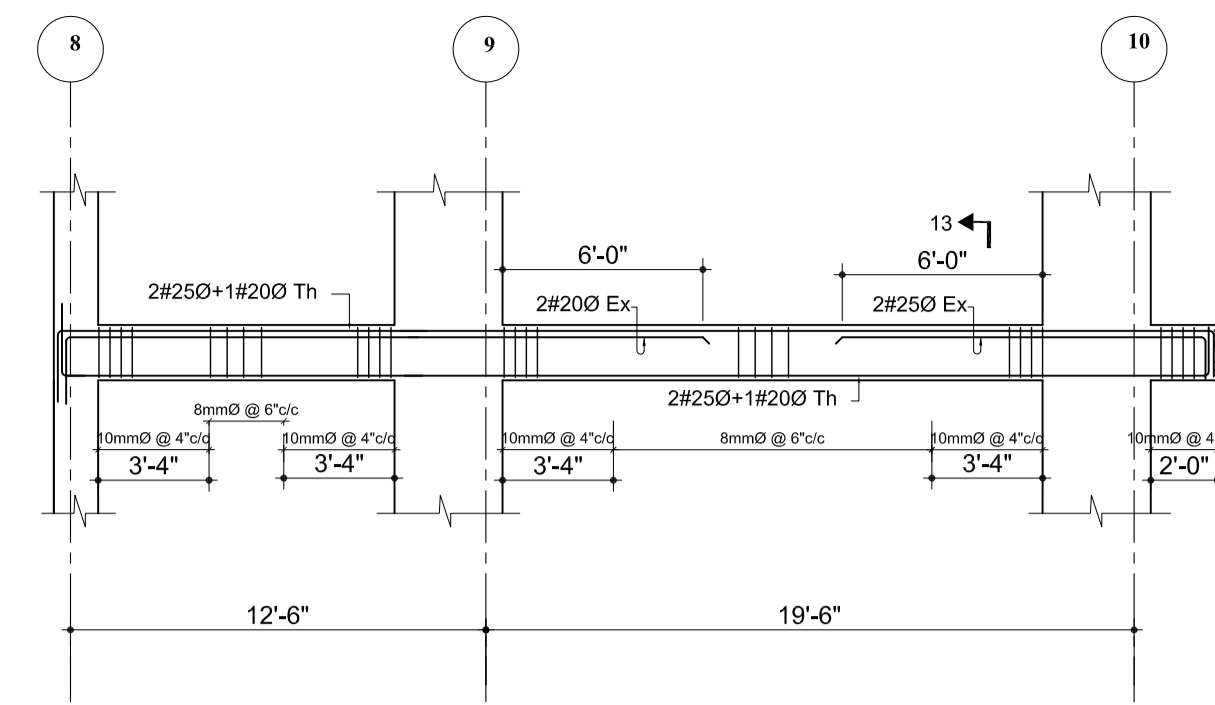
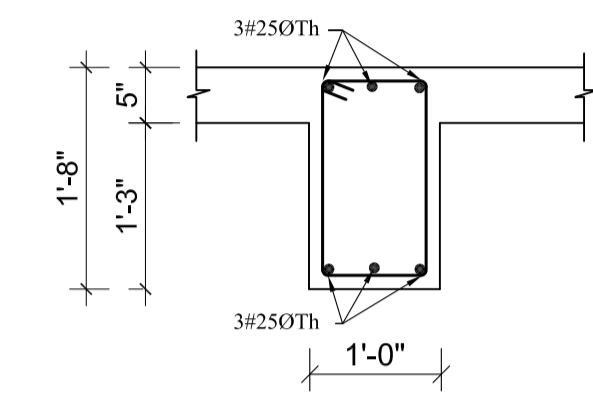
OWNER: DOWNTOWN HOUSING CO. PVT.LTD	
SIGNATURE:	DESIGNATION:
BUILDING TYPE: APARTMENT	LOCATION: CHAPRAHIL, LALITPUR, NEPAL
PLOT NO.: 1242, 1243, 1244, 574, 600, 603, 605, 8	AREA: 11-120-1
DEALT BY:	
DRAWN BY:	CHECKED BY:
DRAWING TITLE: TENTH/ELEVENTH AND TWELFTH FLOOR BEAM DETAILS	
DATE: NOV 2014	SCALE: As Mentioned
REGISTRATION NO.: 13 LSMC	Drawing No. STR/B-TET-06



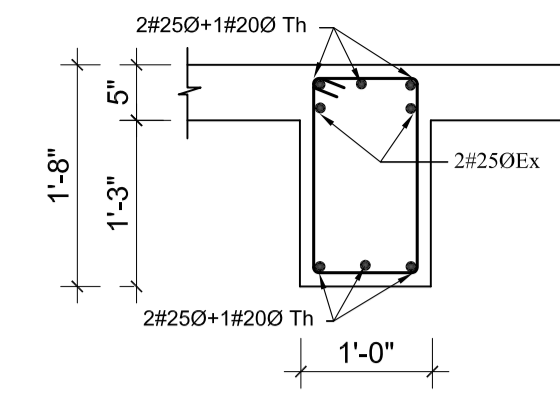
10TH/11TH/12TH FLOOR BEAM
GRID J-J



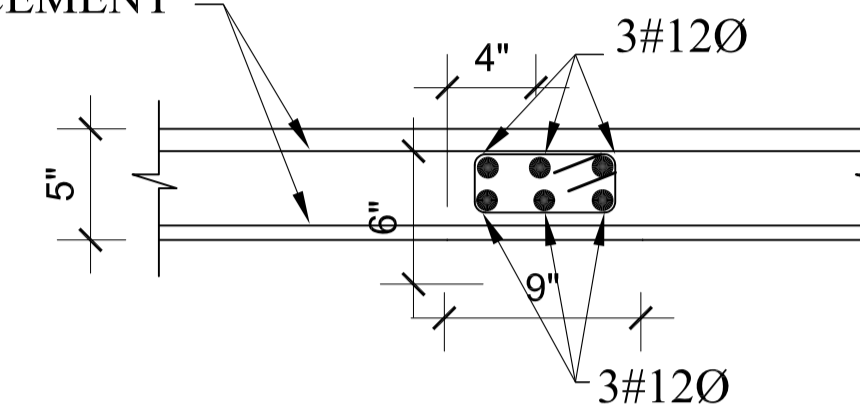
SECTION AT 14



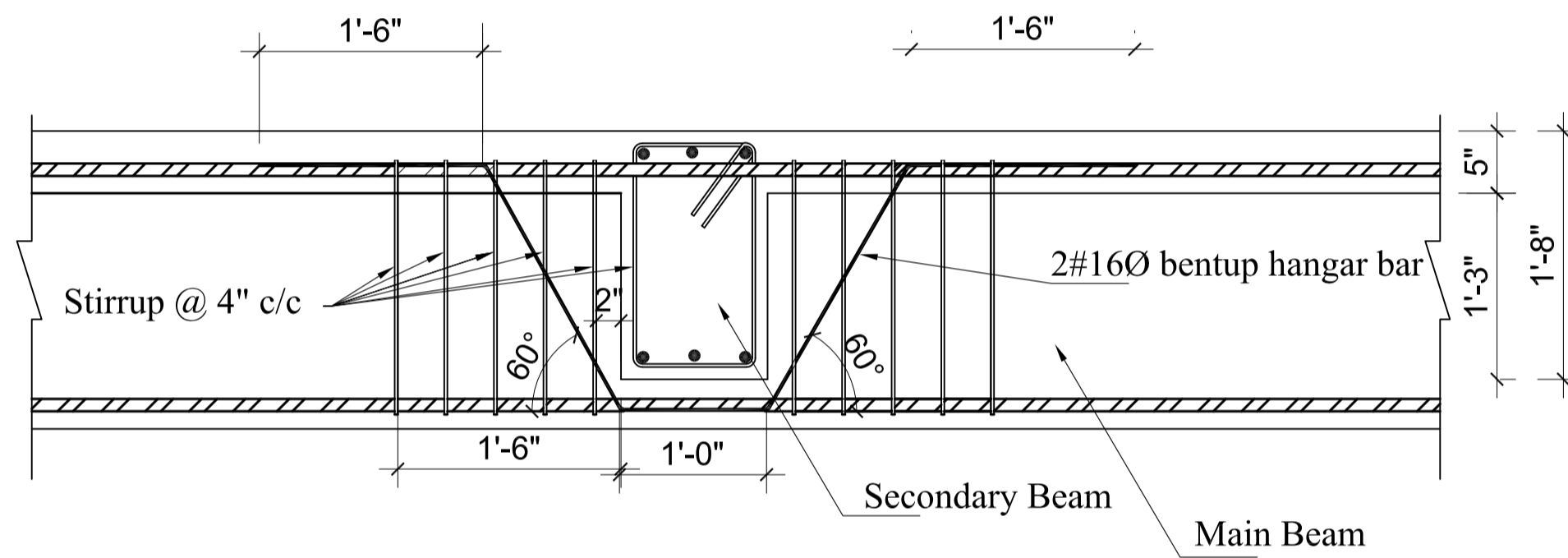
SECTION AT 13



SLAB REINFORCEMENT

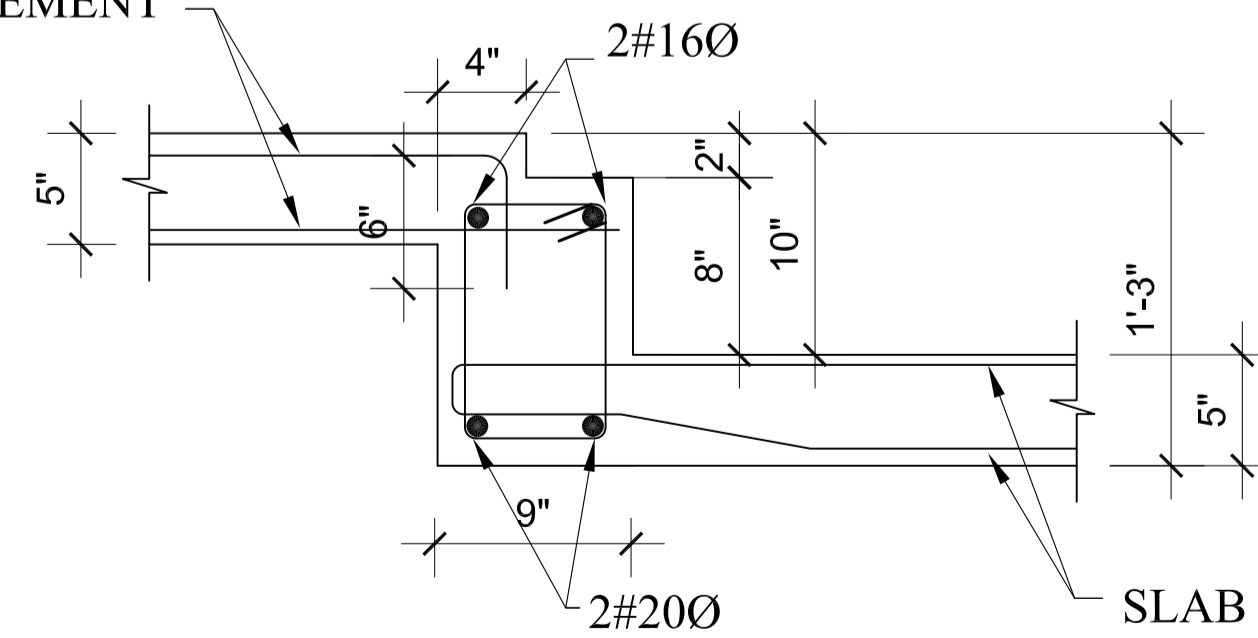


SECTION CB(9"X5")
SHEAR REINFORCEMENT 8mmØ @ 4"/6" C/C
SCALE :1" = 4'-0"



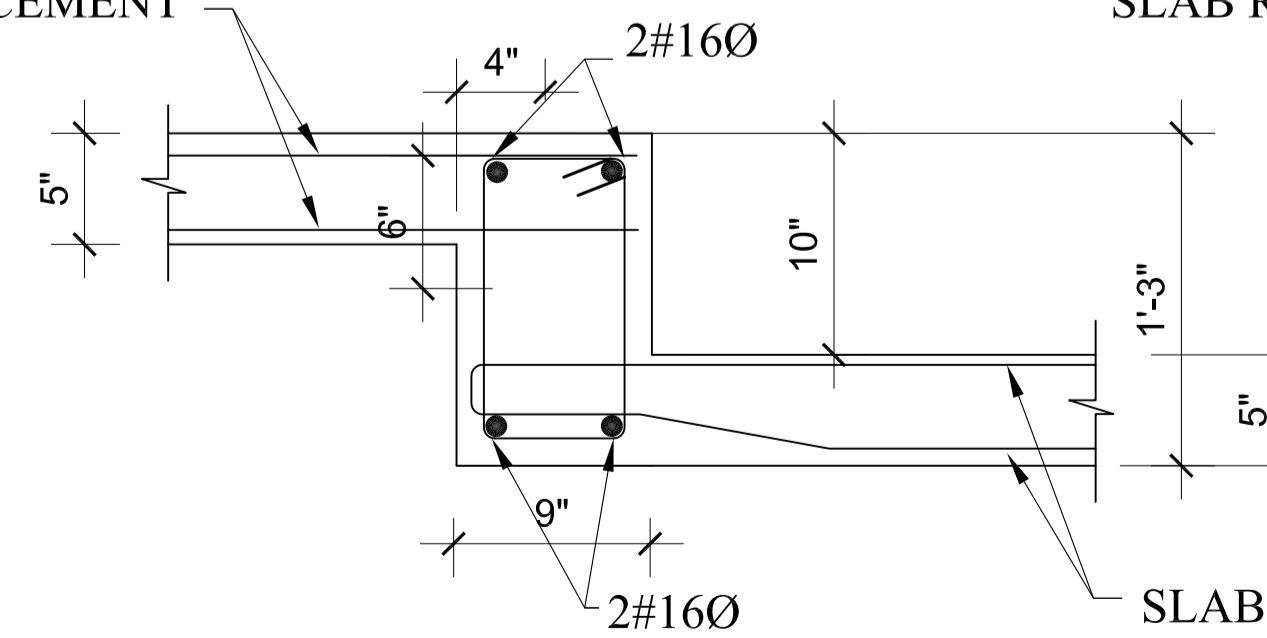
TYPICAL DETAILS AT BEAM-BEAM CROSSING
SCALE :NTS

SLAB REINFORCEMENT



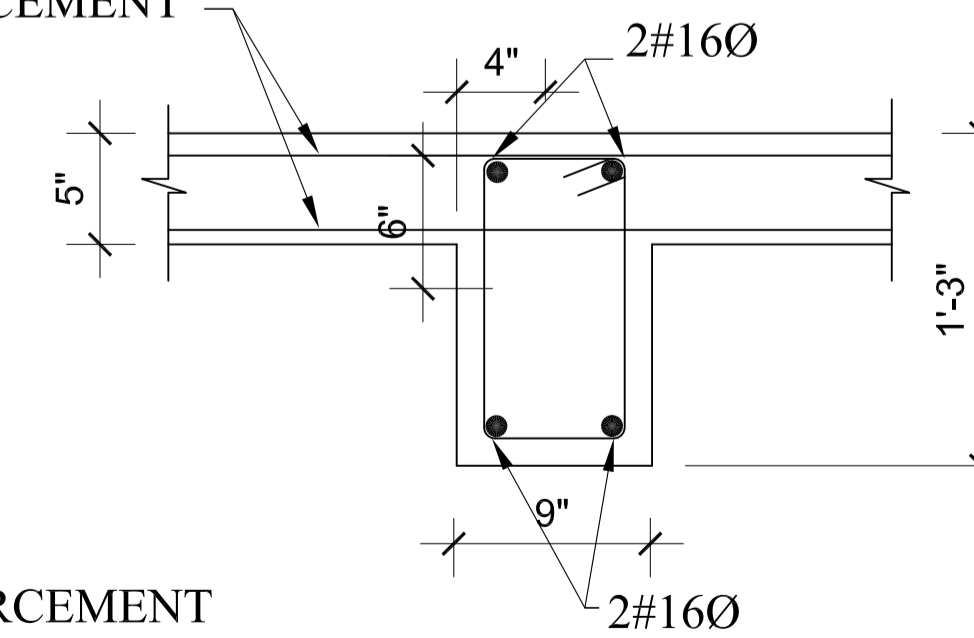
SECTION SB1 (FOR TOILET S. BEAM 9"X15")
SHEAR REINFORCEMENT 8mmØ @ 4"/6" C/C
SCALE :1" = 4'-0"

SLAB REINFORCEMENT



SECTION (9"X15")
SHEAR REINFORCEMENT 8mmØ @ 4"/6" C/C
SCALE :1" = 4'-0"

SLAB REINFORCEMENT



SECTION (9"X15")
SHEAR REINFORCEMENT 8mmØ @ 4"/6" C/C
SCALE :1" = 4'-0"

NOTES

1. ALL DIMENSIONS ARE IN INCH UNLESS NOTED OTHERWISE.
2. WRITTEN DIMENSIONS SHALL BE FOLLOWED. DRAWINGS ARE NOT TO BE SCALED.
3. GRADE OF CONCRETE MIX SHALL BE M-20 CONFORMING TO I.S.:456-2000 UNLESS NOTED OTHERWISE.
4. REINFORCEMENT SHALL BE HIGH STRENGTH DEFORMED BARS OF GRADE Fe500 FOR MAIN REINFORCEMENT AND SHEAR REINFORCEMENTS
5. CLEAR COVER TO REINFORCEMENT SHALL BE AS FOLLOWS BEAMS = 25MM , SLABS = 20MM AND COLUMNS = 40MM
6. ANY DISCREPANCIES FOUND IN DIMENSIONS IN ANY OF THE DRAWINGS SHALL BE CLARIFIED WITH THE ENGINEER IN CHARGE BEFORE EXECUTION OF WORK AT SITE.
7. THE CONTRACTOR SHALL INSPECT & VERIFY ALL DIMENSIONS & LEVELS IN THE DRAWINGS AND SHALL COORDINATE WITH ACTUAL SITE CONDITIONS. ANY DISCREPANCY FOUND SHALL BE BROUGHT TO NOTICE OF THE ENGINEER IN CHARGE BEFORE EXECUTION OF WORK AT SITE.
8. ALL THE DETAILING SHALL BE AS PER INDIAN STANDARD.
9. THIS DRAWING SHALL BE READ IN CONJUNCTION WITH ALL OTHER STRUCTURAL, ARCHITECTURAL, ELECTRICAL, PLUMBING & WATER SUPPLY DRAWINGS AND ALL OTHER SERVICES DRAWINGS AND THE TENDER DOCUMENT.

OWNER:
DOWNTOWN HOUSING CO. PVT.LTD

SIGNATURE: _____ DESIGNATION: _____

BUILDING TYPE: APARTMENT LOCATION: CHAPRAHAT, LALITPUR, NEPAL

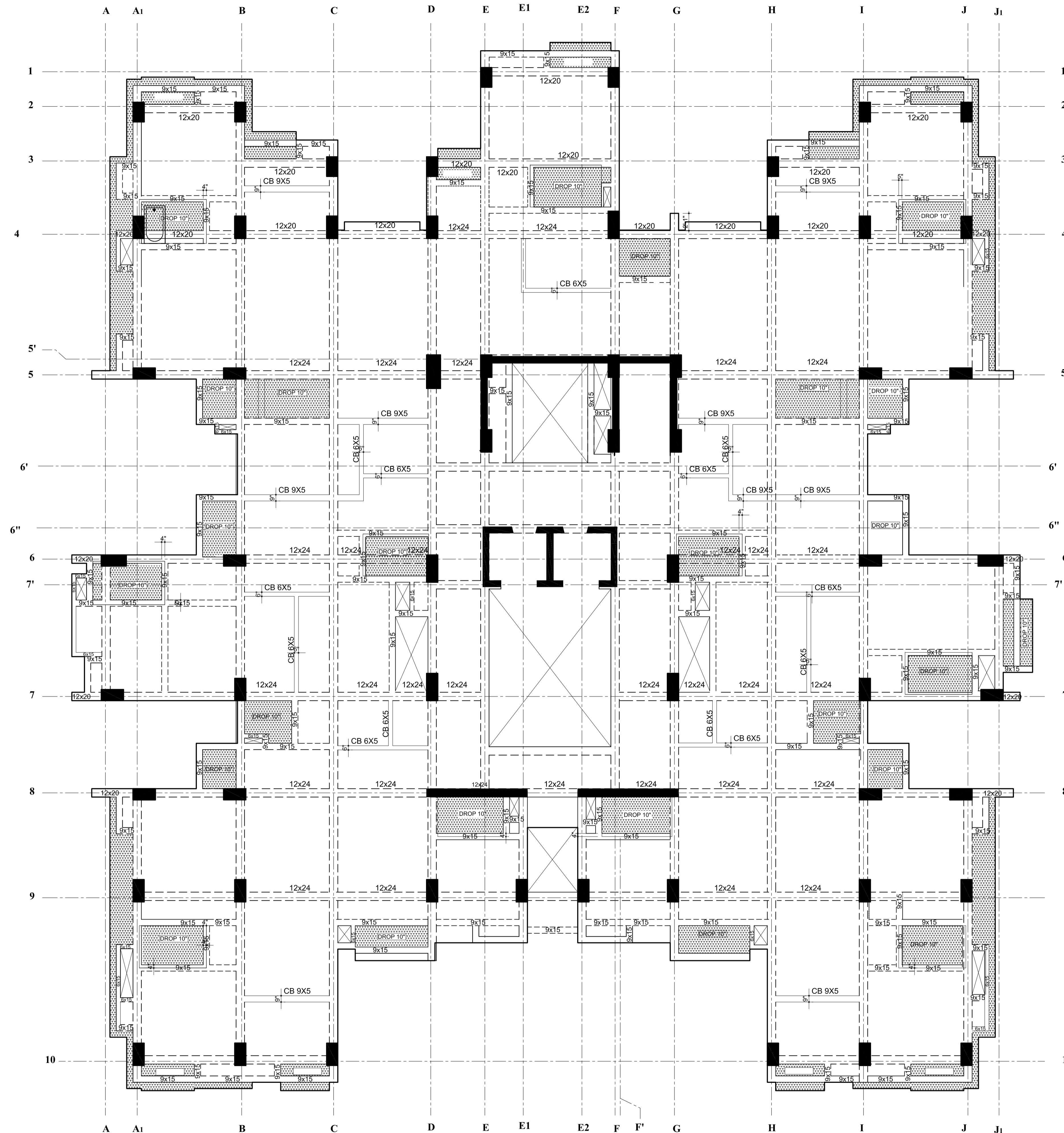
PLOT NO.: 1242, 1243, 1244, 574, 600, 603, 605,8 AREA: 11-12-0-1

DEALT BY: _____

DRAWN BY: _____ CHECKED BY: _____

DRAWING TITLE:
TENTH/ELEVENTH AND TWELFTH FLOOR BEAM DETAILS

DATE: NOV.2014	SCALE: As Mentioned	REGISTRATION NO.: 13 LSMC	Drawing No. STRB-TET-07
-------------------	------------------------	------------------------------	----------------------------



BLOCK-B
13TH FLOOR FRAMMING PLAN
 ALL BEAMS SHALL BE 12"x20" UNLESS MENTIONED OTHERWISE
 SCALE :1/8" = 1'-0"

NOTES

1. ALL DIMENSIONS ARE IN INCH UNLESS NOTED OTHERWISE.
2. WRITTEN DIMENSIONS SHALL BE FOLLOWED. DRAWINGS ARE NOT TO BE SCALED.
3. GRADE OF CONCRETE MIX SHALL BE M-20 CONFIRMING TO I.S.:456-2000 UNLESS NOTED OTHERWISE.
4. REINFORCEMENT SHALL BE HIGH STRENGTH DEFORMED BARS OF GRADE Fe500 FOR MAIN REINFORCEMENT AND SHEAR REINFORCEMENTS
5. CLEAR COVER TO REINFORCEMENT SHALL BE AS FOLLOWS
 SLABS = 20MM, BEAMS =25MM AND COLUMNS =40MM
6. ANY DISCREPANCIES FOUND IN DIMENSIONS IN ANY OF THE DRAWINGS SHALL BE CLARIFIED WITH THE ENGINEER IN CHARGE BEFORE EXECUTION OF WORK AT SITE.
7. THE CONTRACTOR SHALL INSPECT & VERIFY ALL DIMENSIONS & LEVELS IN THE DRAWINGS AND SHALL COORDINATE WITH ACTUAL SITE CONDITIONS. ANY DISCREPANCY FOUND SHALL BE BROUGHT TO NOTICE OF THE ENGINEER IN CHARGE BEFORE EXECUTION OF WORK AT SITE.
8. ALL THE DETAILING SHALL BE AS PER INDIAN STANDARD.
9. THIS DRAWING SHALL BE READ IN CONJUNCTION WITH ALL OTHER STRUCTURAL, ARCHITECTURAL, ELECTRICAL, PLUMBING & WATER SUPPLY DRAWINGS AND ALL OTHER SERVICES DRAWINGS AND THE TENDER DOCUMENT.

OWNER:

DOWNTOWN HOUSING CO. PVT.LTD

SIGNATURE:

DESIGNATION:

BUILDING TYPE:

APARTMENT

LOCATION:

CHAPRAHIL, LALITPUR, NEPAL

PLOT NO.:

AREA:

11-12-0-1

DEALT BY:

DRAWN BY:

CHECKED BY:

DRAWING TITLE:

THIRTEENTH FLOOR BEAM DETAILS

DATE:

NOV 2014

SCALE:

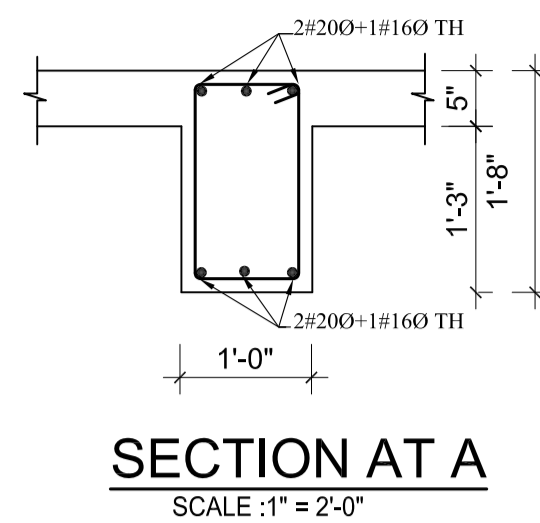
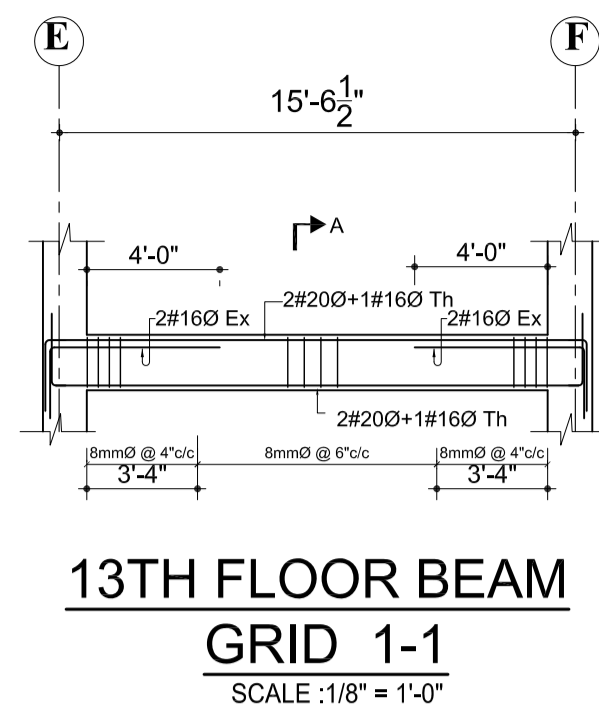
As Mentioned

REGISTRATION NO.:

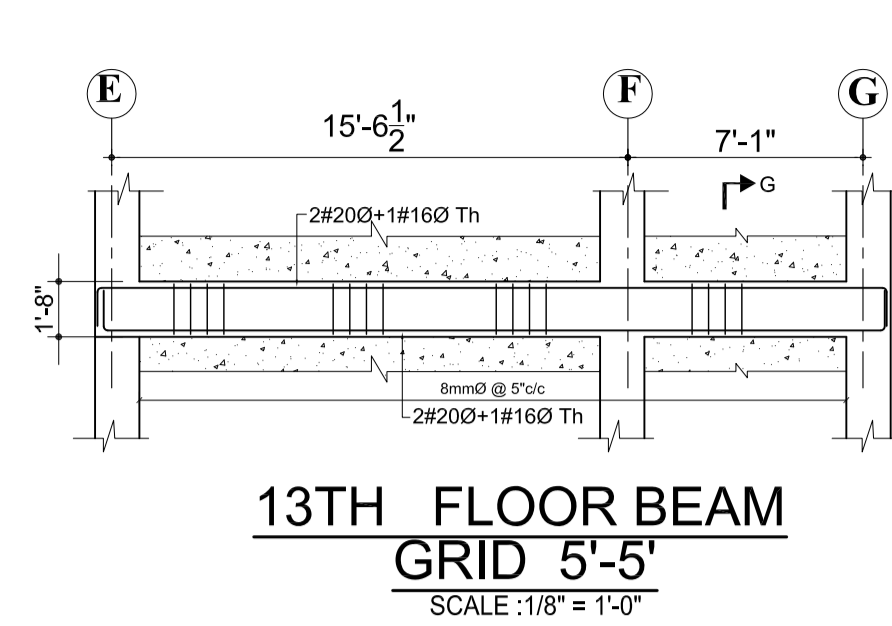
13 LSMC

Drawing No.:

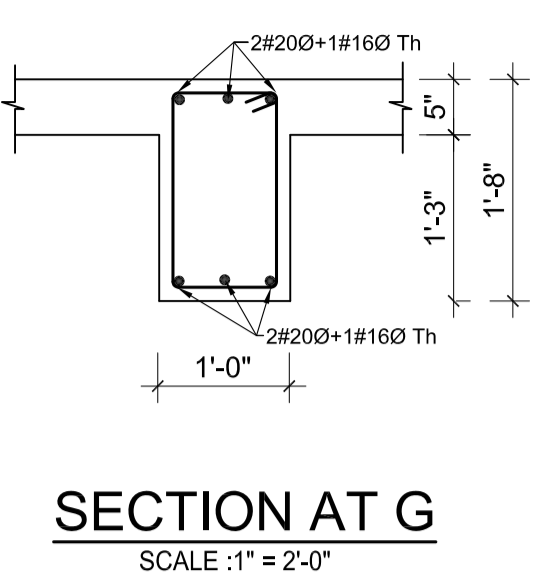
STR/B-TH-01



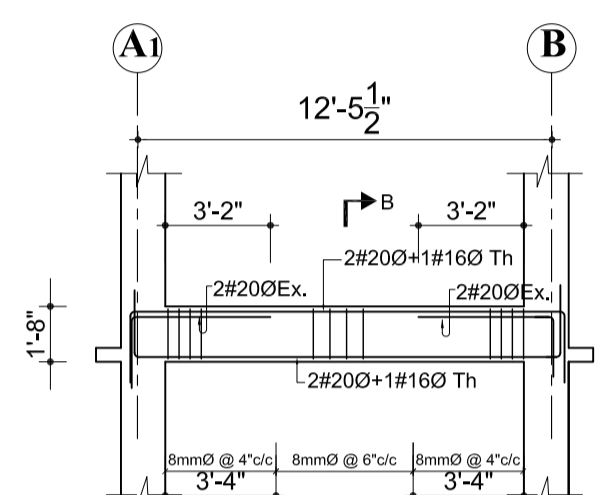
SECTION AT A
SCALE :1" = 2'-0"



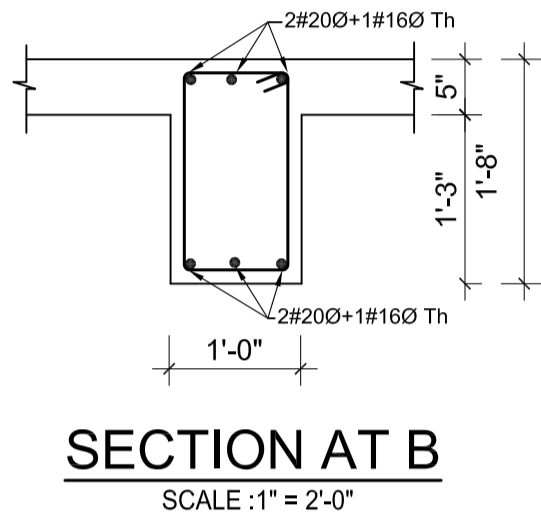
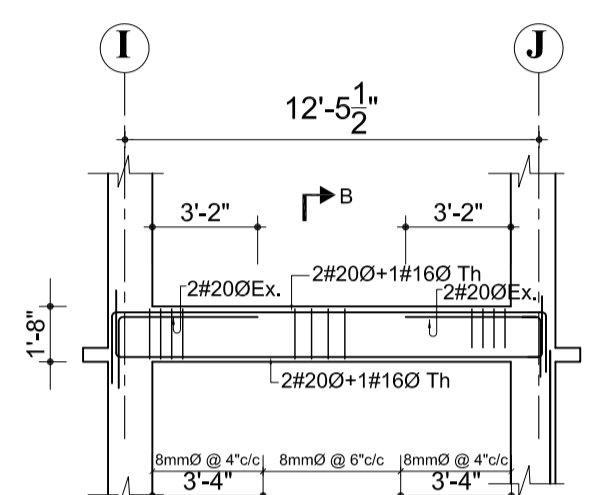
**13TH FLOOR BEAM
GRID 5-5**
SCALE :1/8" = 1'-0"



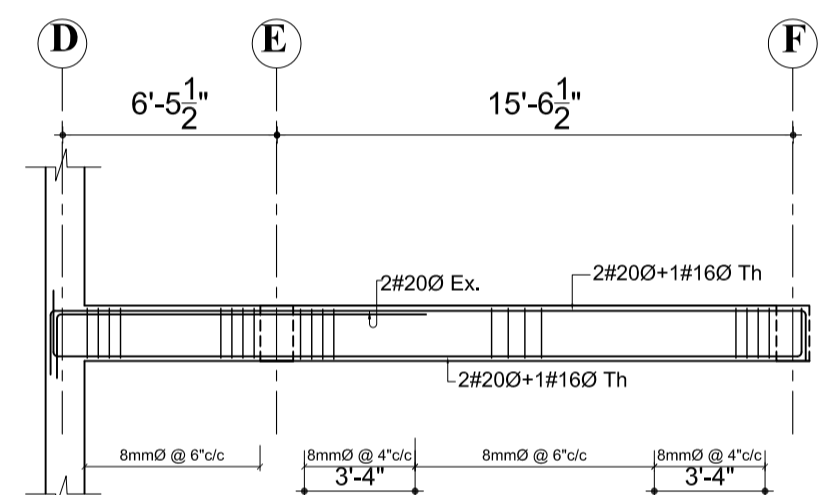
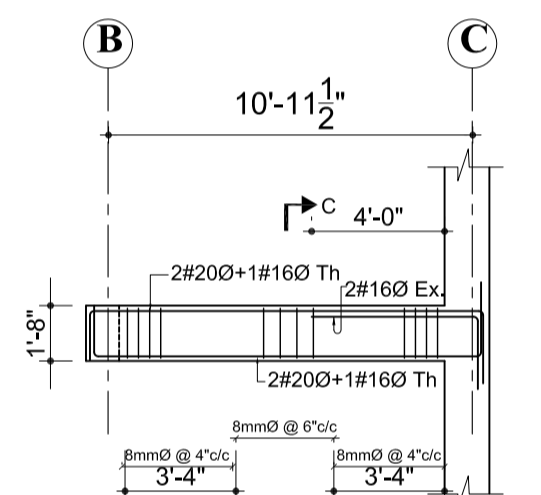
SECTION AT G
SCALE :1" = 2'-0"



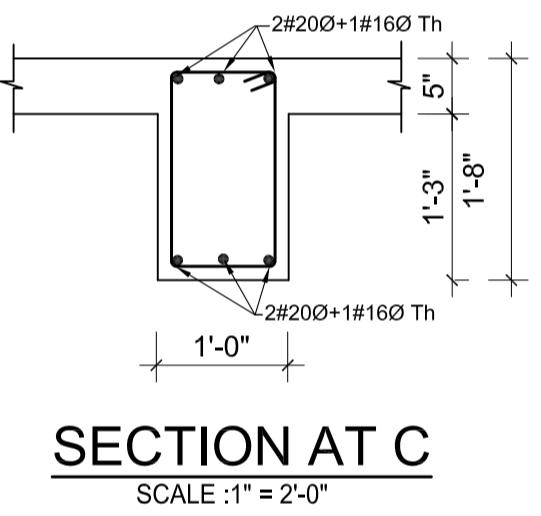
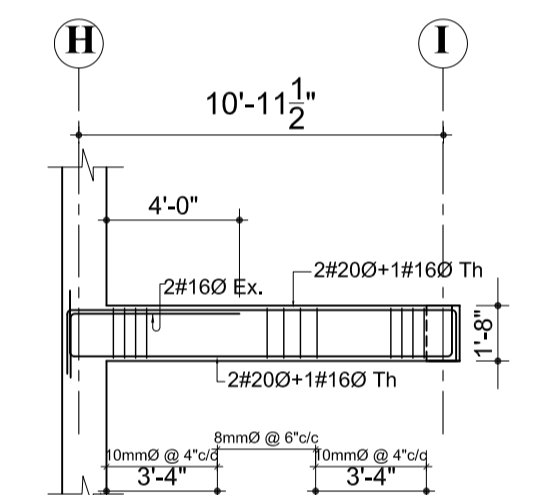
**13TH FLOOR BEAM
GRID 2-2**
SCALE :1/8" = 1'-0"



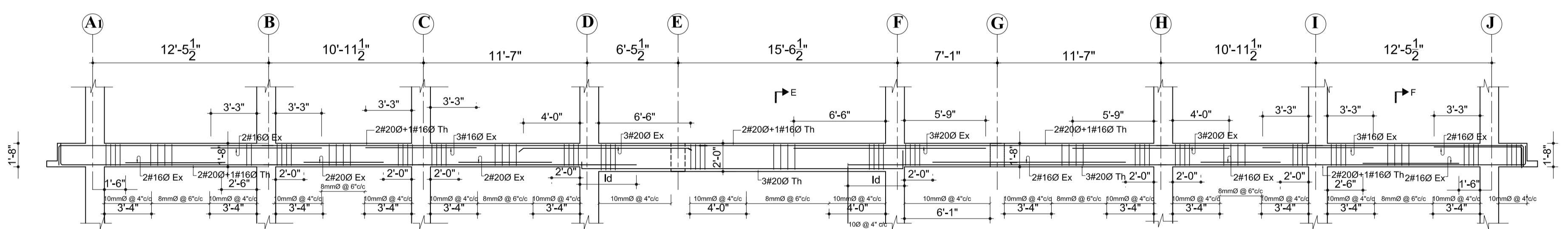
SECTION AT B
SCALE :1" = 2'-0"



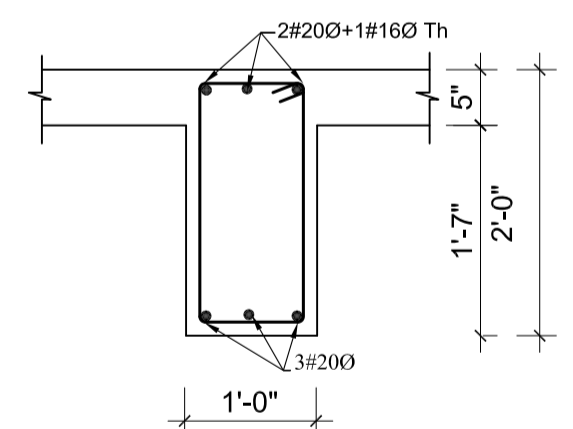
**13TH FLOOR BEAM
GRID 3-3**
SCALE :1/8" = 1'-0"



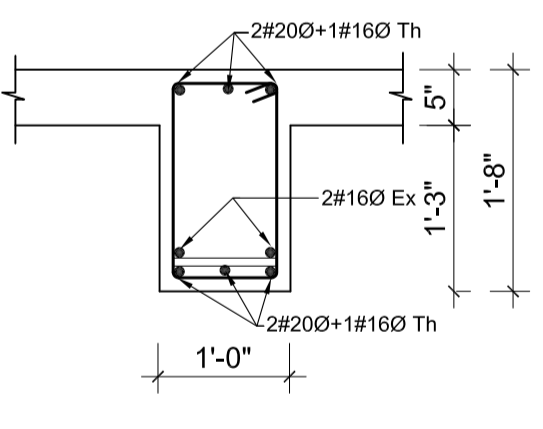
SECTION AT C
SCALE :1" = 2'-0"



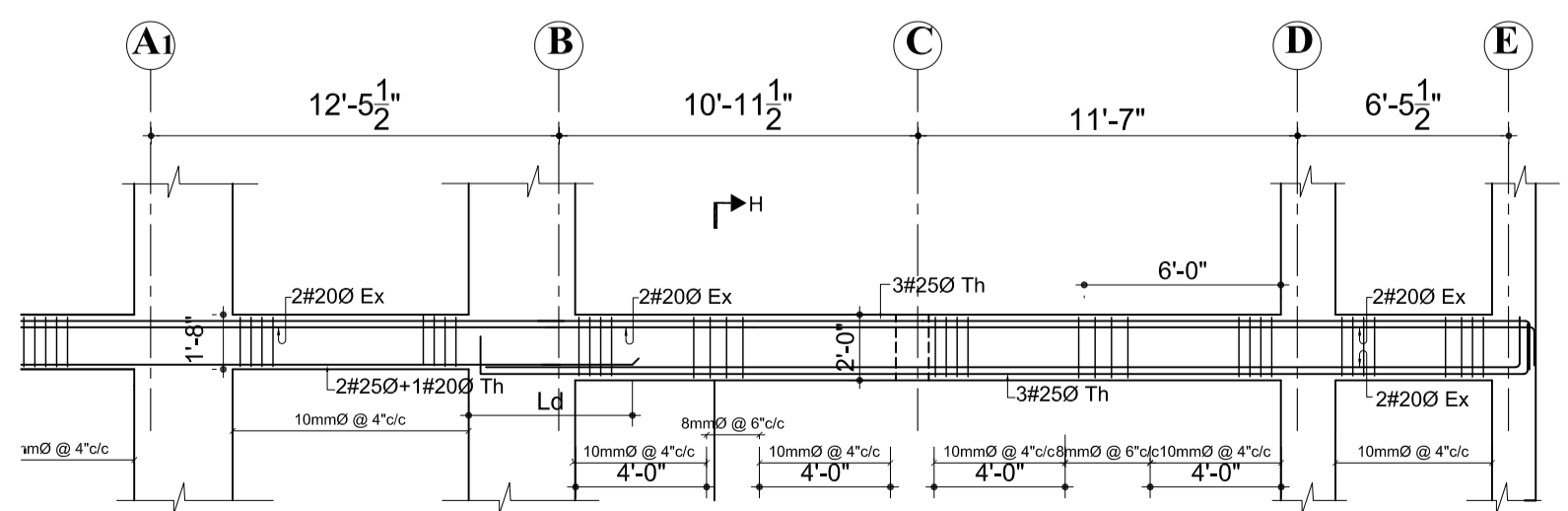
**13TH FLOOR BEAM
GRID 4-4**
SCALE :1/8" = 1'-0"



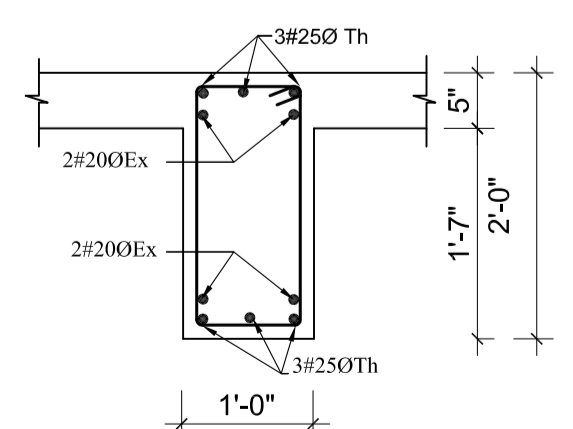
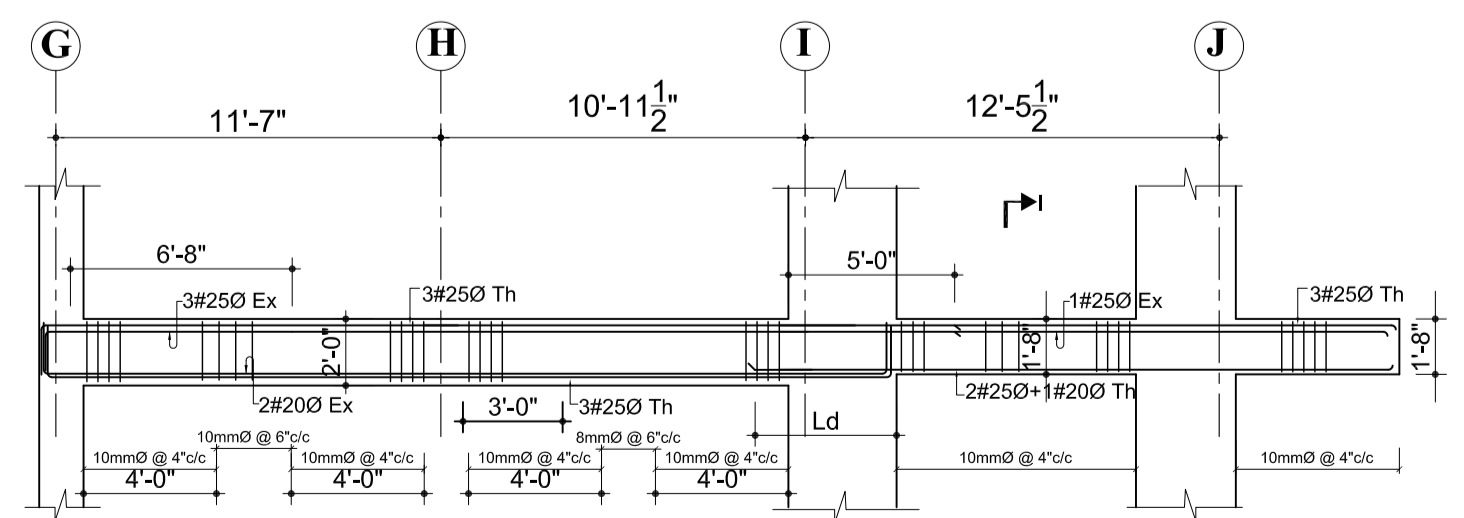
SECTION AT E
SCALE :1" = 2'-0"



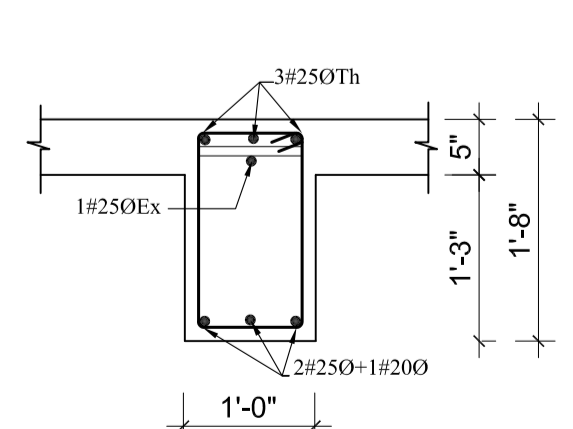
SECTION AT F
SCALE :1" = 2'-0"



**13TH FLOOR BEAM
GRID 5-5**
SCALE :1/8" = 1'-0"



SECTION AT H
SCALE :1" = 2'-0"



SECTION AT I
SCALE :1" = 2'-0"

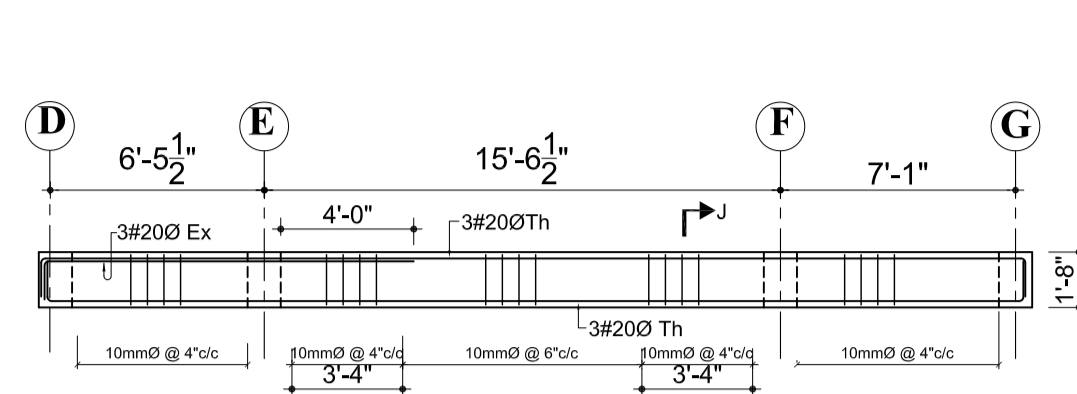
NOTES

1. ALL DIMENSIONS ARE IN INCH UNLESS NOTED OTHERWISE.
2. WRITTEN DIMENSIONS SHALL BE FOLLOWED. DRAWINGS ARE NOT TO BE SCALED.
3. GRADE OF CONCRETE MIX SHALL BE M-20 CONFIRMING TO I.S.:456-2000 UNLESS NOTED OTHERWISE.
4. REINFORCEMENT SHALL BE HIGH STRENGTH DEFORMED BARS OF GRADE Fe500 FOR MAIN REINFORCEMENT AND SHEAR REINFORCEMENTS
5. CLEAR COVER TO REINFORCEMENT SHALL BE AS FOLLOWS
SLABS = 20MM, BEAMS =25MM AND COLUMNS =40MM
6. ANY DISCREPANCIES FOUND IN DIMENSIONS IN ANY OF THE DRAWINGS SHALL BE CLARIFIED WITH THE ENGINEER IN CHARGE BEFORE EXECUTION OF WORK AT SITE.
7. THE CONTRACTOR SHALL INSPECT & VERIFY ALL DIMENSIONS & LEVELS IN THE DRAWINGS AND SHALL COORDINATE WITH ACTUAL SITE CONDITIONS. ANY DISCREPANCY FOUND SHALL BE BROUGHT TO NOTICE OF THE ENGINEER IN CHARGE BEFORE EXECUTION OF WORK AT SITE.
8. ALL THE DETAILING SHALL BE AS PER INDIAN STANDARD.
9. THIS DRAWING SHALL BE READ IN CONJUGATION WITH ALL OTHER STRUCTURAL, ARCHITECTURAL, ELECTRICAL, PLUMBING & WATER SUPPLY DRAWINGS AND ALL OTHER SERVICES DRAWINGS AND THE TENDER DOCUMENT.

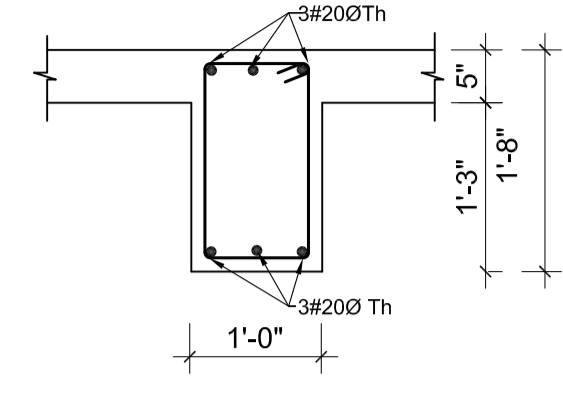
OWNER: DOWNTOWN HOUSING CO. PVT.LTD			
SIGNATURE:		DESIGNATION:	
BUILDING TYPE: APARTMENT		LOCATION: CHAPRAHIL, LALITPUR, NEPAL	
PLOT NO.: 1242, 1243, 1244, 574, 600, 603, 605,8		AREA: 11-12-0-1	
DEALT BY:		CHECKED BY:	
DRAWN BY:		CHECKED BY:	
DRAWING TITLE: THIRTEENTH FLOOR BEAM DETAILS			
DATE: NOV 2014	SCALE: As Mentioned	REGISTRATION NO: 13.LSMC	Drawing No. STR/B-TH-02

NOTES

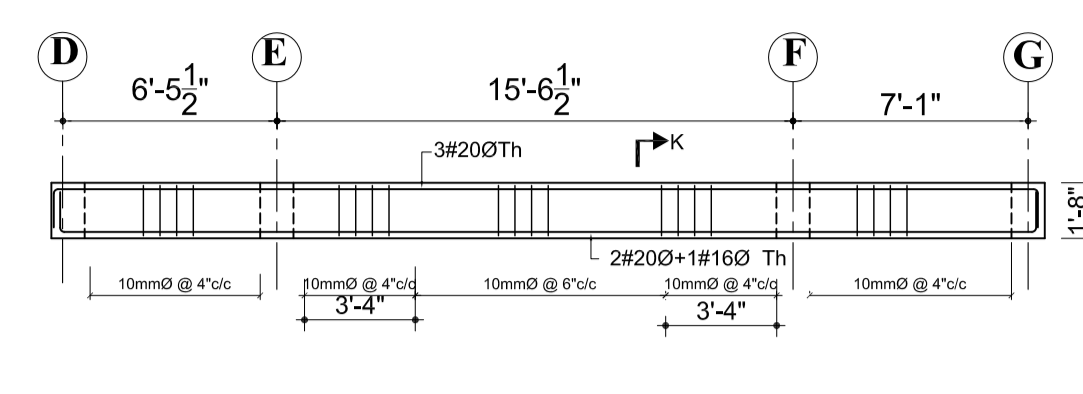
1. ALL DIMENSIONS ARE IN INCH UNLESS NOTED OTHERWISE.
2. WRITTEN DIMENSIONS SHALL BE FOLLOWED. DRAWINGS ARE NOT TO BE SCALED.
3. GRADE OF CONCRETE MIX SHALL BE M-20 CONFIRMING TO I.S.:456-2000 UNLESS NOTED OTHERWISE.
4. REINFORCEMENT SHALL BE HIGH STRENGTH DEFORMED BARS OF GRADE Fe500 FOR MAIN REINFORCEMENT AND SHEAR REINFORCEMENTS
5. CLEAR COVER TO REINFORCEMENT SHALL BE AS FOLLOWS
SLABS = 20MM, BEAMS =25MM AND COLUMNS =40MM
6. ANY DISCREPANCIES FOUND IN DIMENSIONS IN ANY OF THE DRAWINGS SHALL BE CLARIFIED WITH THE ENGINEER IN CHARGE BEFORE EXECUTION OF WORK AT SITE.
7. THE CONTRACTOR SHALL INSPECT & VERIFY ALL DIMENSIONS & LEVELS IN THE DRAWINGS AND SHALL COORDINATE WITH ACTUAL SITE CONDITIONS. ANY DISCREPANCY FOUND SHALL BE BROUGHT TO NOTICE OF THE ENGINEER IN CHARGE BEFORE EXECUTION OF WORK AT SITE.
8. ALL THE DETAILING SHALL BE AS PER INDIAN STANDARD.
9. THIS DRAWING SHALL BE READ IN CONJUNCTION WITH ALL OTHER STRUCTURAL, ARCHITECTURAL, ELECTRICAL, PLUMBING & WATER SUPPLY DRAWINGS AND ALL OTHER SERVICES DRAWINGS AND THE TENDER DOCUMENT.



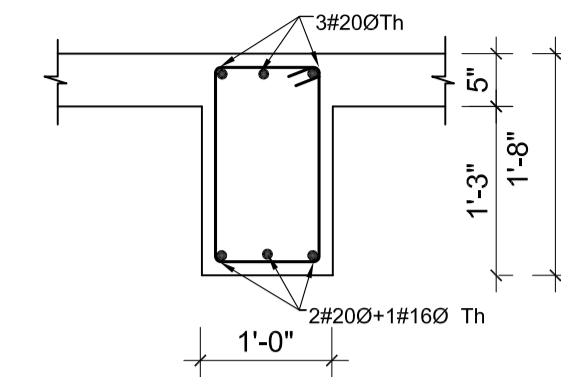
**13TH FLOOR BEAM
GRID 6'-6'**
SCALE :1/8" = 1'-0"



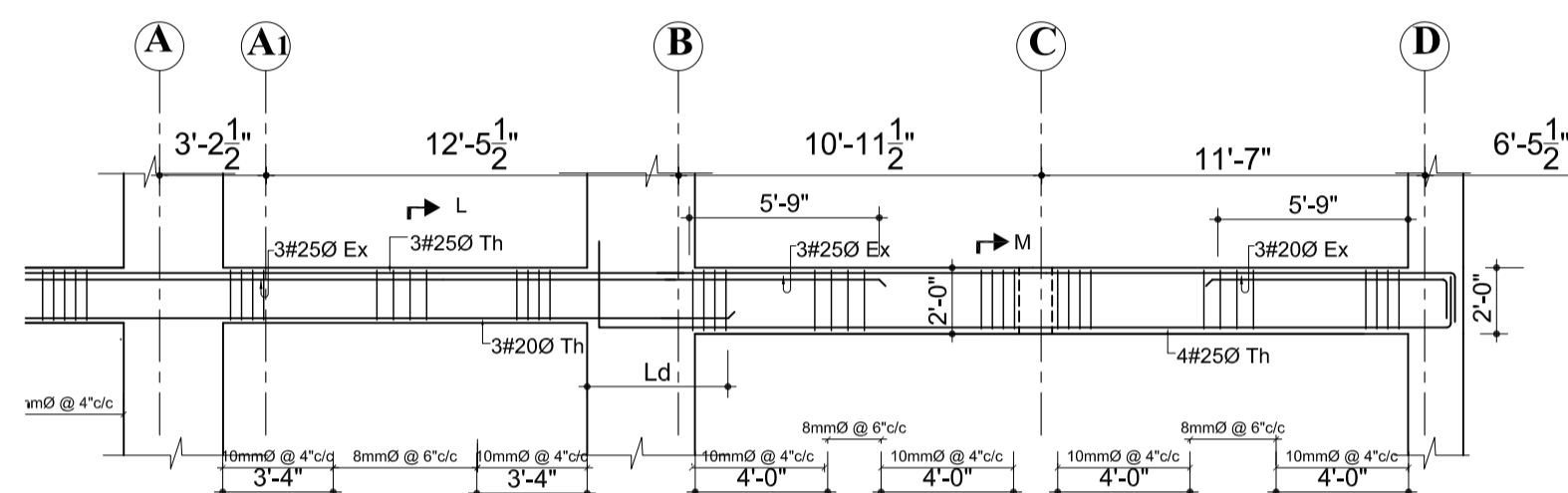
SECTION AT J
SCALE :1" = 2'-0"



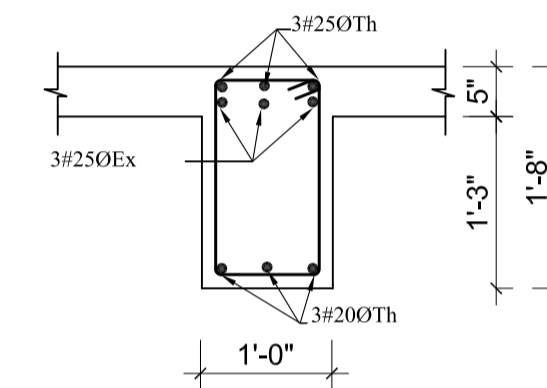
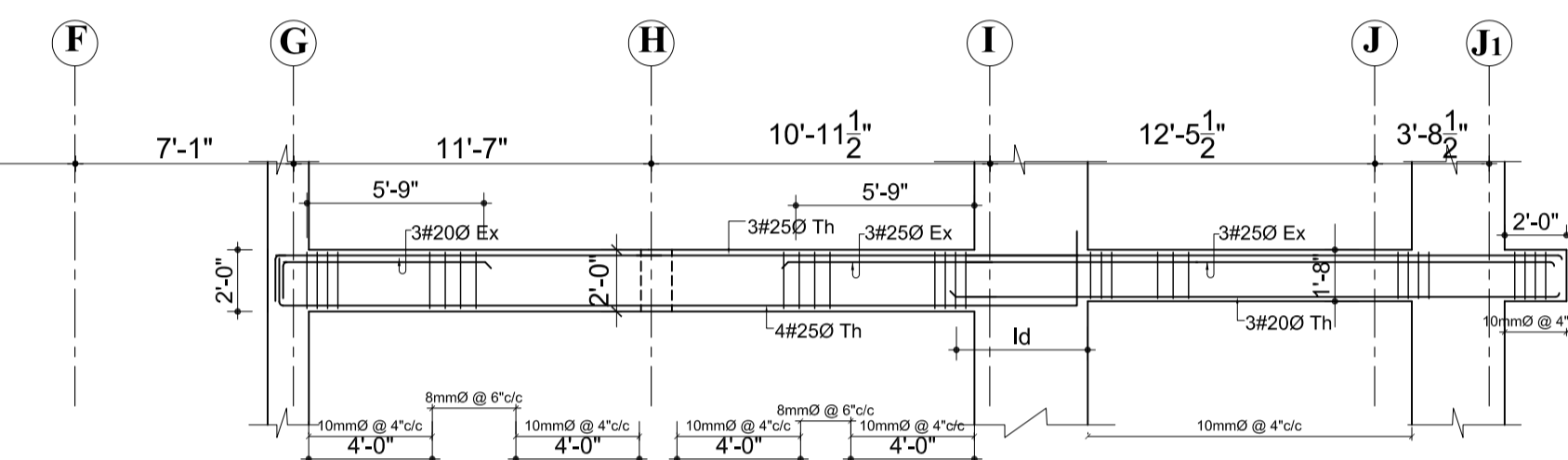
**13TH FLOOR BEAM
GRID 6''-6''**
SCALE :1/8" = 1'-0"



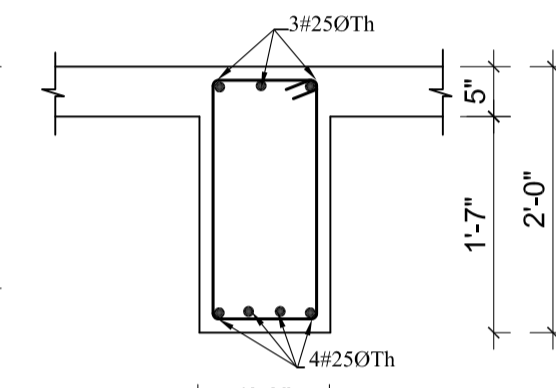
SECTION AT K
SCALE :1" = 2'-0"



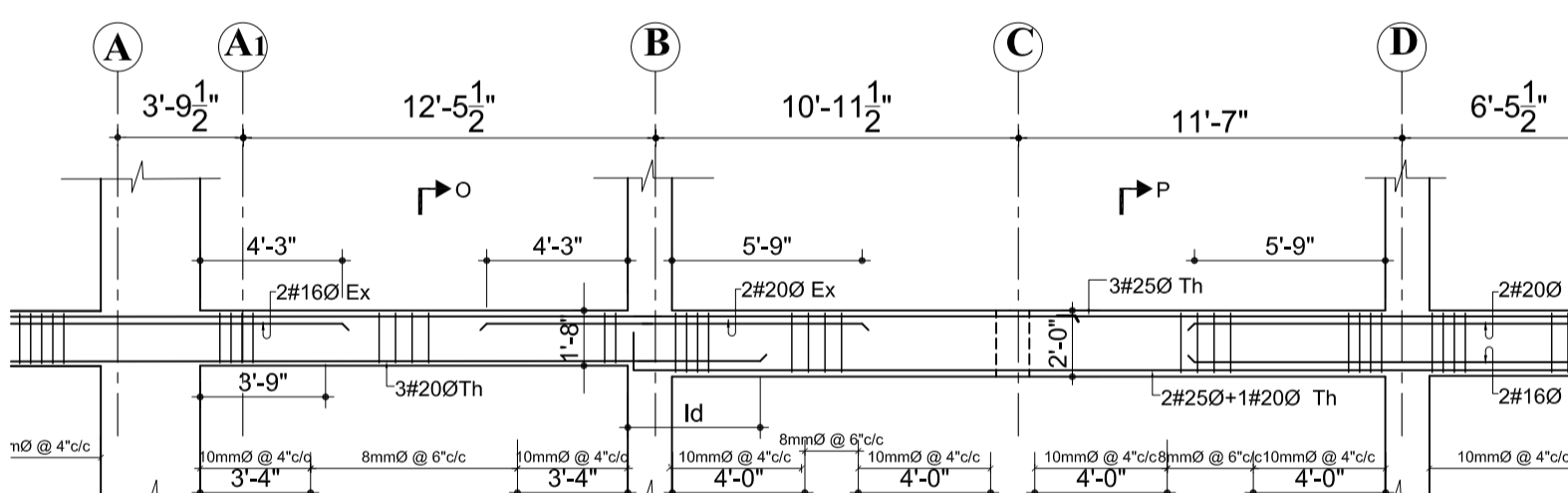
**13TH FLOOR BEAM
GRID 6-6**
SCALE :1/8" = 1'-0"



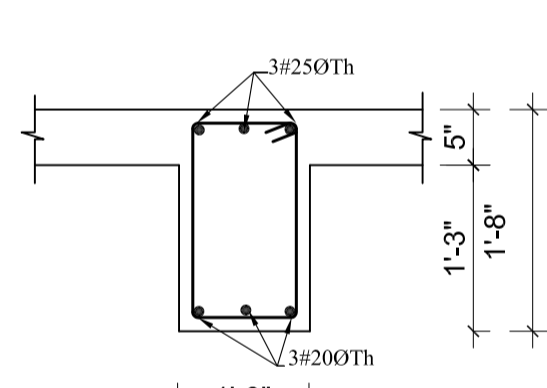
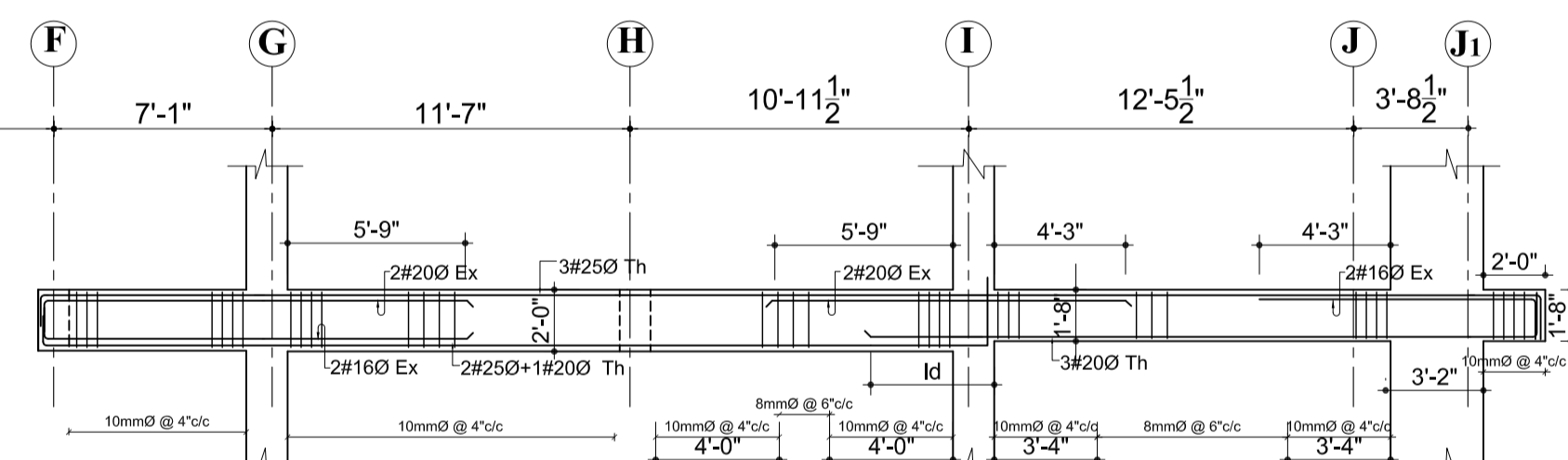
SECTION AT L
SCALE :1" = 2'-0"



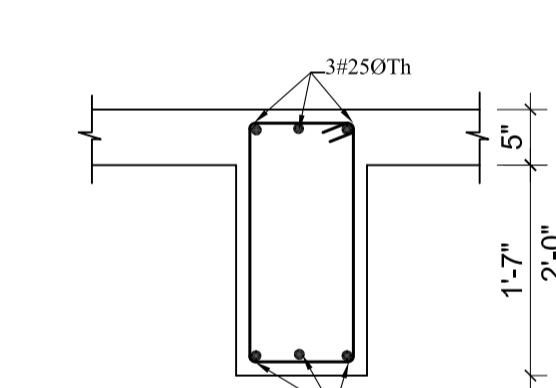
SECTION AT M
SCALE :1" = 2'-0"



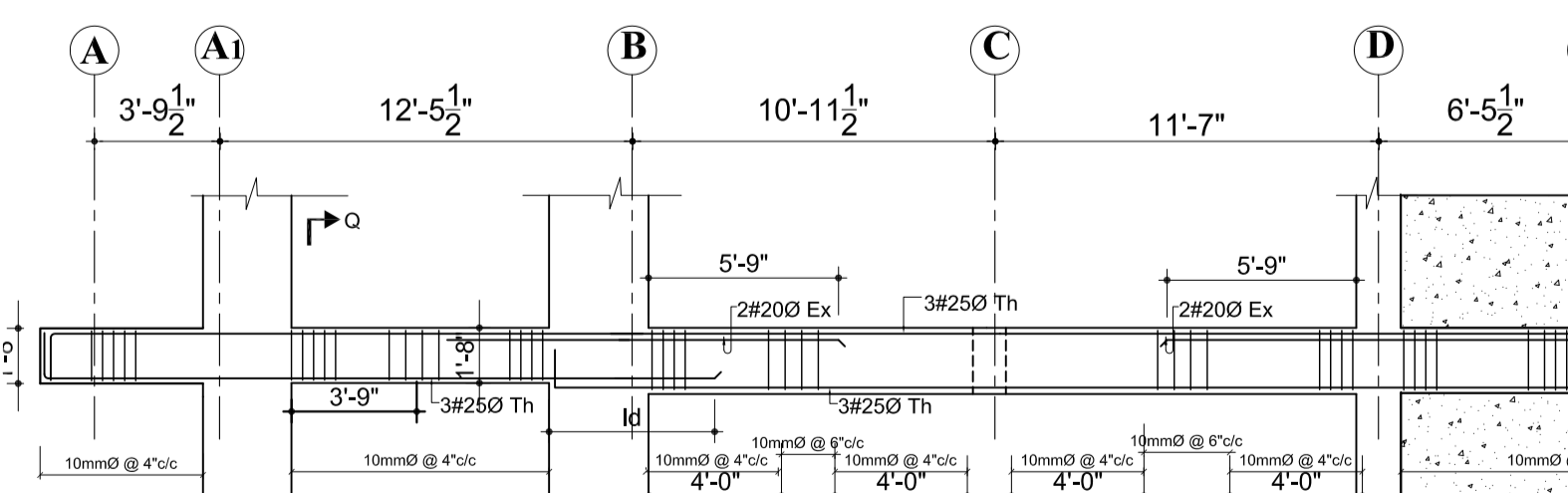
**13TH FLOOR BEAM
GRID 7-7**
SCALE :1/8" = 1'-0"



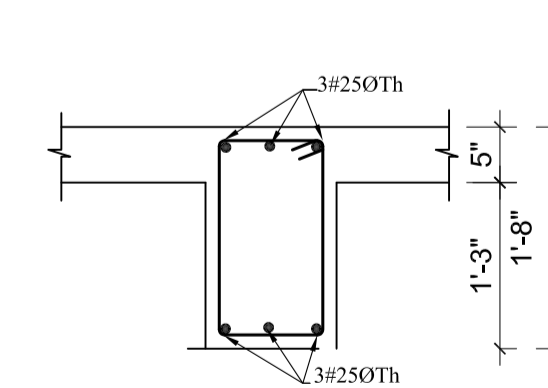
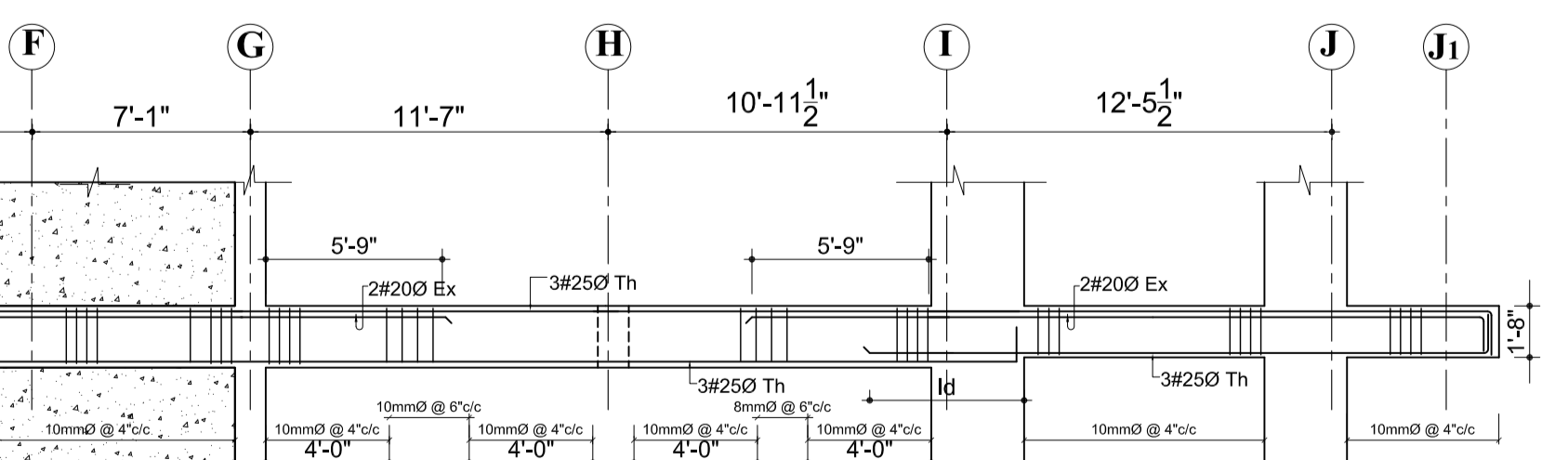
SECTION AT O
SCALE :1" = 2'-0"



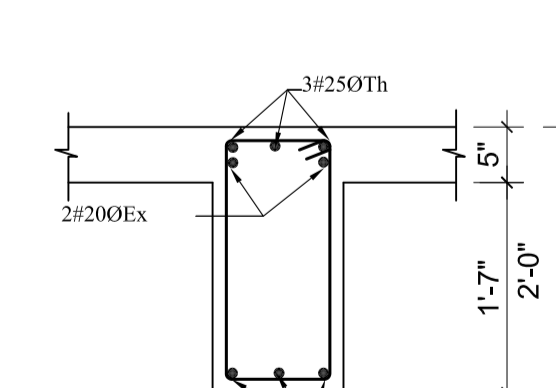
SECTION AT P
SCALE :1" = 2'-0"



**13TH FLOOR BEAM
GRID 8-8**
SCALE :1/8" = 1'-0"



SECTION AT Q
SCALE :1" = 2'-0"



SECTION AT R
SCALE :1" = 2'-0"

OWNER:
DOWNTOWN HOUSING CO. PVT.LTD

SIGNATURE: _____ DESIGNATION: _____

BUILDING TYPE:
APARTMENT LOCATION:
CHAPRAHSEL, LALITPUR, NEPAL

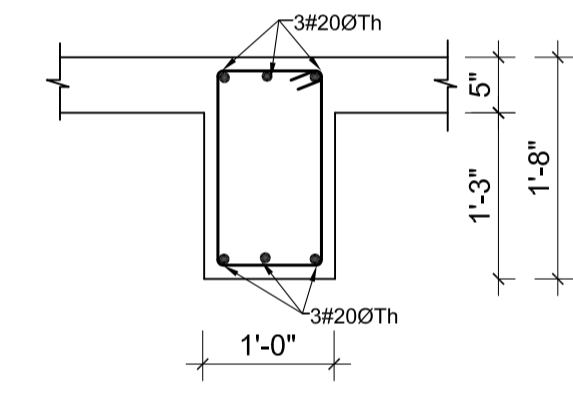
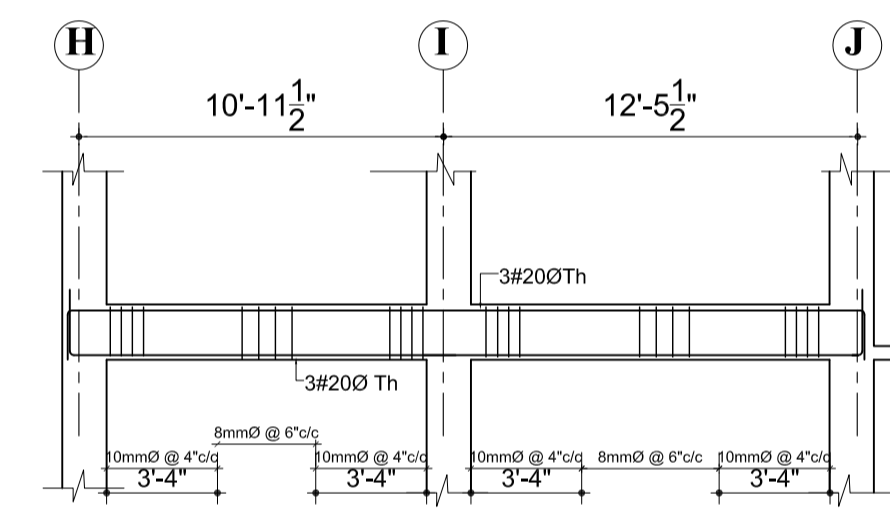
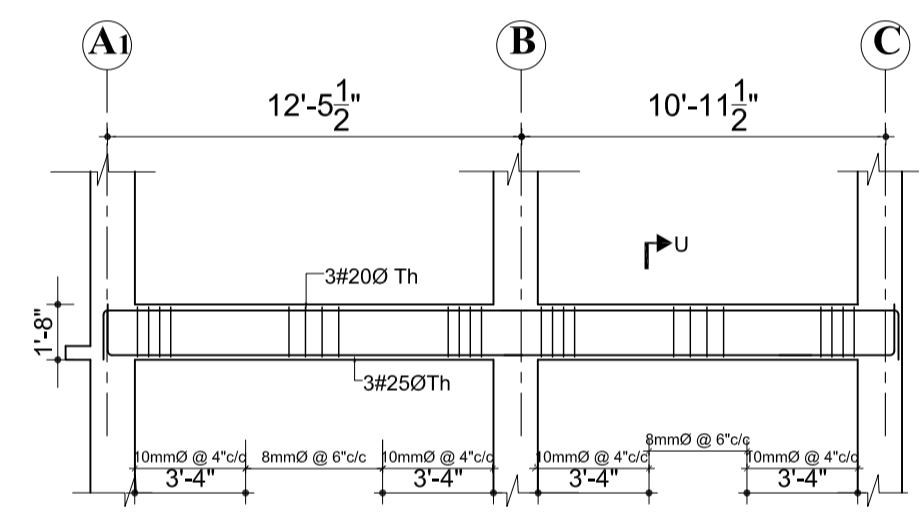
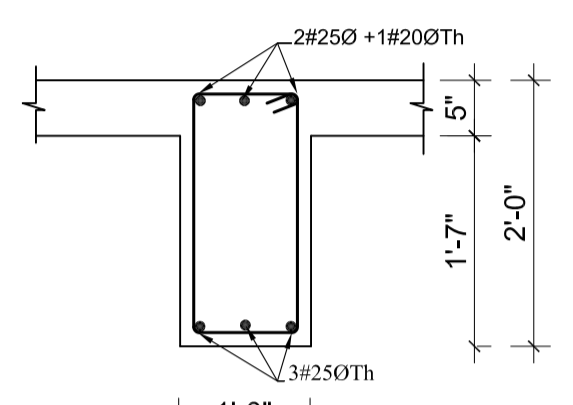
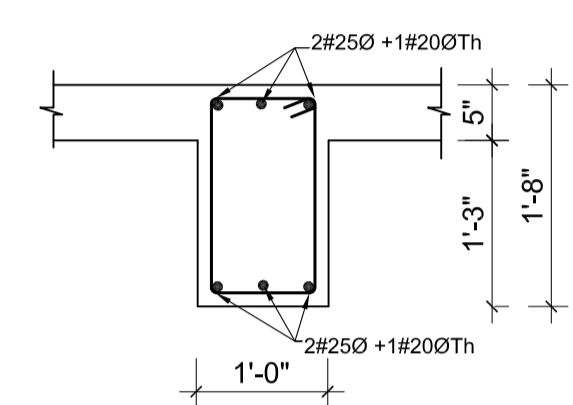
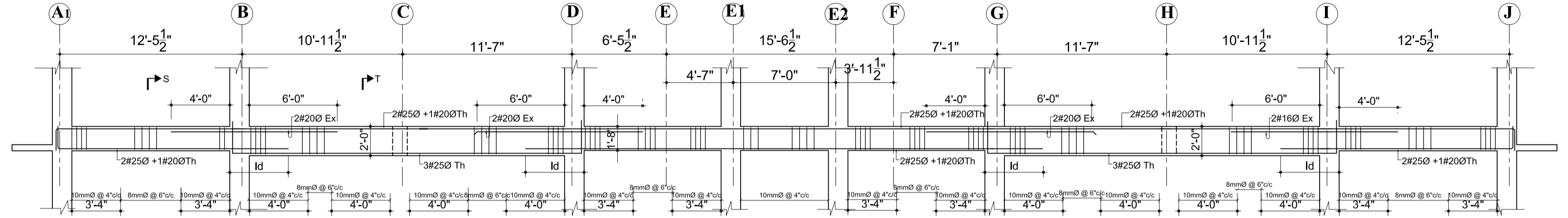
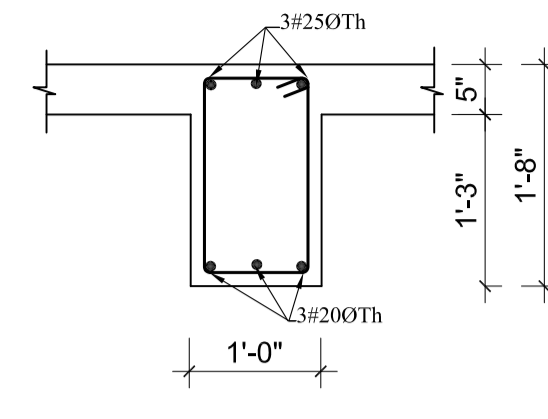
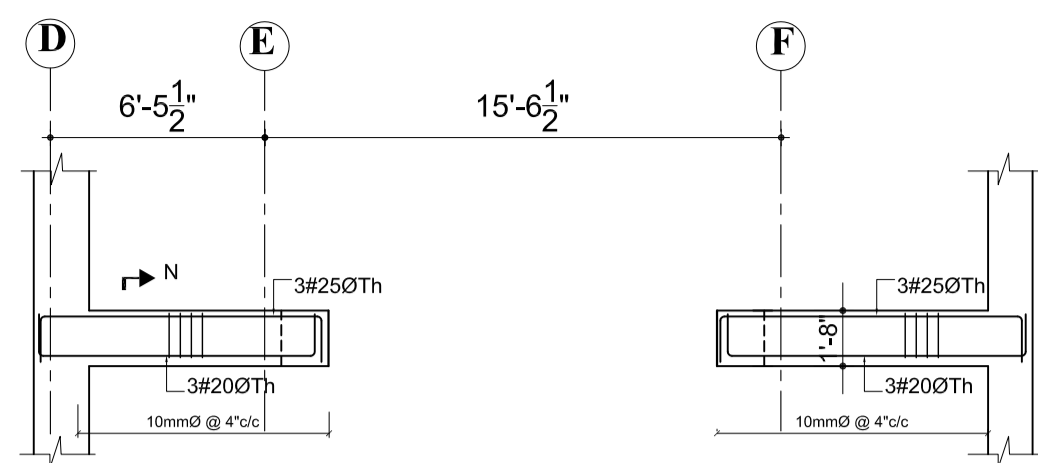
PLOT NO.:
1242, 1243, 1244, 574, 600, 603, 605, 8 AREA:
11-12-0-1

DEALT BY: _____

DRAWN BY: _____ CHECKED BY: _____

DRAWING TITLE:
THIRTEENTH FLOOR BEAM DETAILS

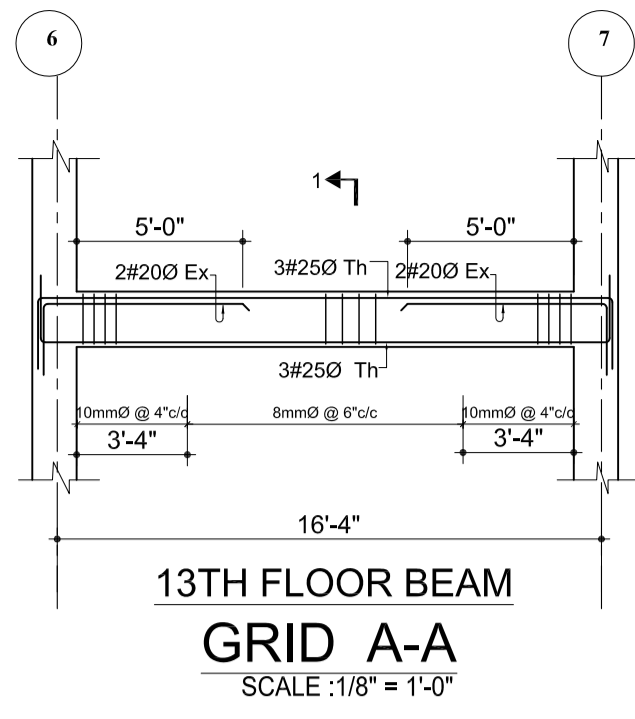
DATE: NOV.2014	SCALE: As Mentioned	REGISTRATION NO: 13 LSMC	Drawing No. STR/B-TH-03
-------------------	------------------------	-----------------------------	----------------------------



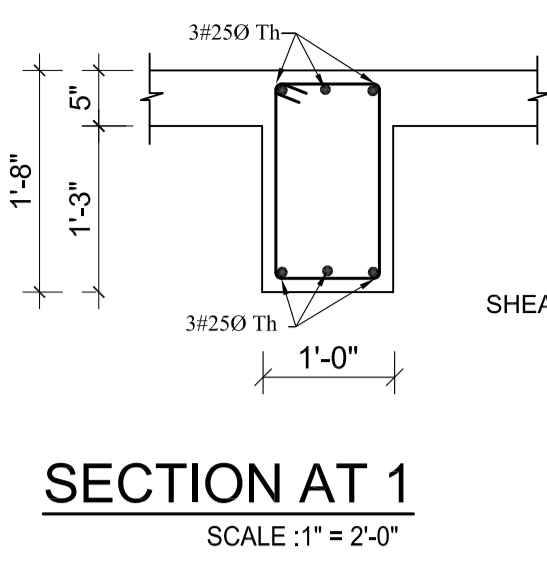
NOTES

1. ALL DIMENSIONS ARE IN INCH UNLESS NOTED OTHERWISE.
2. WRITTEN DIMENSIONS SHALL BE FOLLOWED. DRAWINGS ARE NOT TO BE SCALED.
3. GRADE OF CONCRETE MIX SHALL BE M-20 CONFIRMING TO I.S.:456-2000 UNLESS NOTED OTHERWISE.
4. REINFORCEMENT SHALL BE HIGH STRENGTH DEFORMED BARS OF GRADE Fe500 FOR MAIN REINFORCEMENT AND SHEAR REINFORCEMENTS
5. CLEAR COVER TO REINFORCEMENT SHALL BE AS FOLLOWS
SLABS = 20MM, BEAMS =25MM AND COLUMNS =40MM
6. ANY DISCREPANCIES FOUND IN DIMENSIONS IN ANY OF THE DRAWINGS SHALL BE CLARIFIED WITH THE ENGINEER IN CHARGE BEFORE EXECUTION OF WORK AT SITE.
7. THE CONTRACTOR SHALL INSPECT & VERIFY ALL DIMENSIONS & LEVELS IN THE DRAWINGS AND SHALL COORDINATE WITH ACTUAL SITE CONDITIONS. ANY DISCREPANCY FOUND SHALL BE BROUGHT TO NOTICE OF THE ENGINEER IN CHARGE BEFORE EXECUTION OF WORK AT SITE.
8. ALL THE DETAILING SHALL BE AS PER INDIAN STANDARD.
9. THIS DRAWING SHALL BE READ IN CONJUNCTION WITH ALL OTHER STRUCTURAL, ARCHITECTURAL, ELECTRICAL, PLUMBING & WATER SUPPLY DRAWINGS AND ALL OTHER SERVICES DRAWINGS AND THE TENDER DOCUMENT.

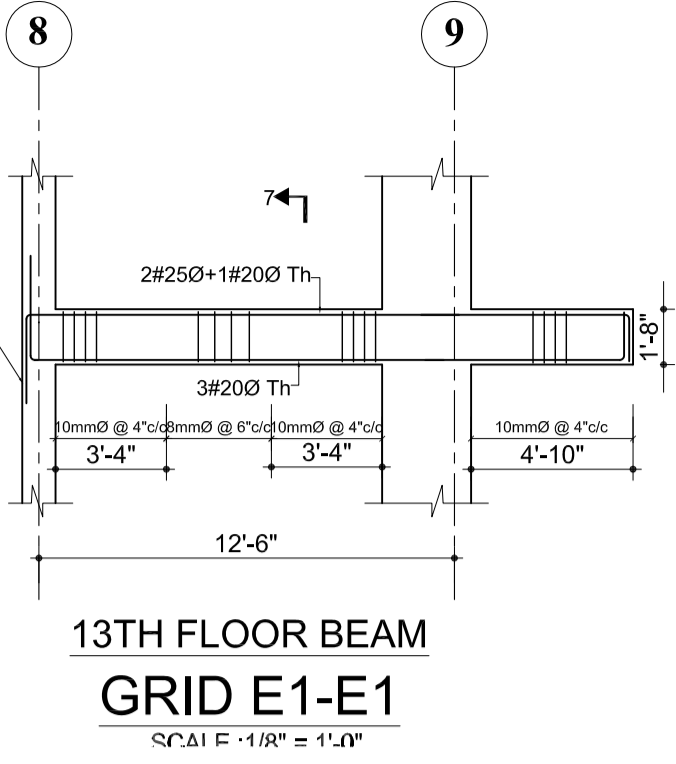
OWNER: DOWNTOWN HOUSING CO. PVT.LTD			
SIGNATURE:	DESIGNATION:		
BUILDING TYPE: APARTMENT	LOCATION: CHAPRAHAT, LALITPUR, NEPAL		
PLOT NO.: 1242, 1243, 1244, 574, 600, 603, 605, 8	AREA: 11-12-0-1		
DEALT BY:	CHECKED BY:		
DRAWN BY:	CHECKED BY:		
DRAWING TITLE: THIRTEENTH FLOOR BEAM DETAILS			
DATE: NOV.2014	SCALE: As Mentioned	REGISTRATION NO.: 13 LSMC	Drawing No.: STR/B-TH-04



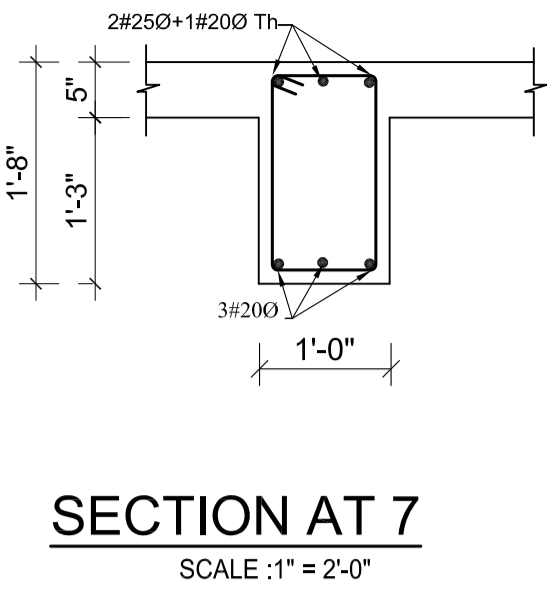
13TH FLOOR BEAM
GRID A-A
SCALE :1/8" = 1'-0"



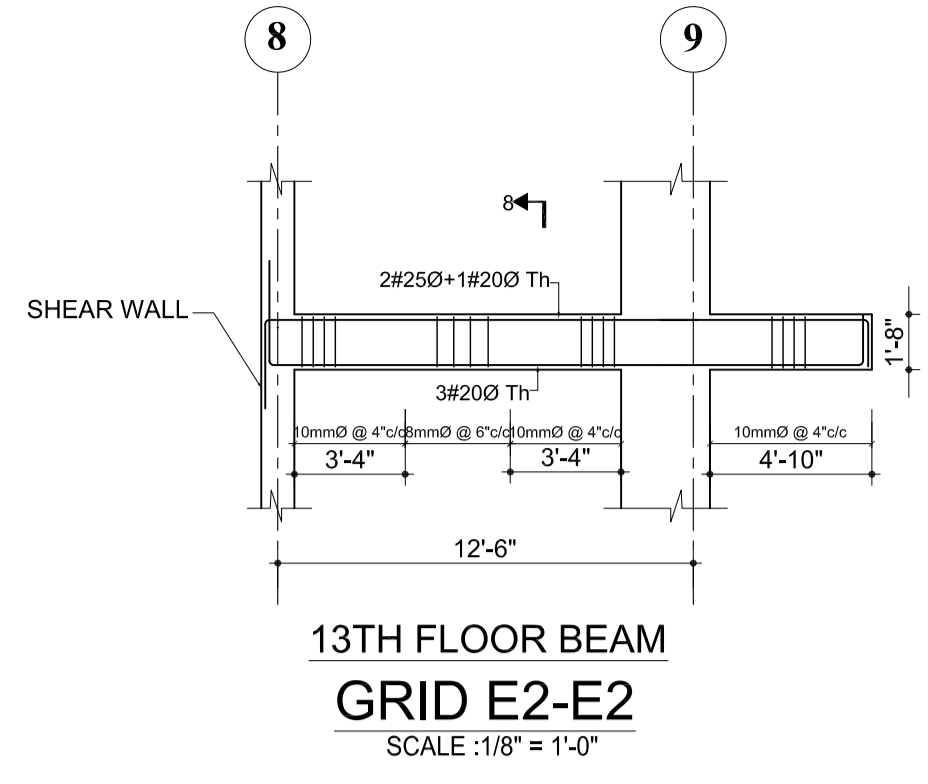
SECTION AT 1
SCALE :1" = 2'-0"



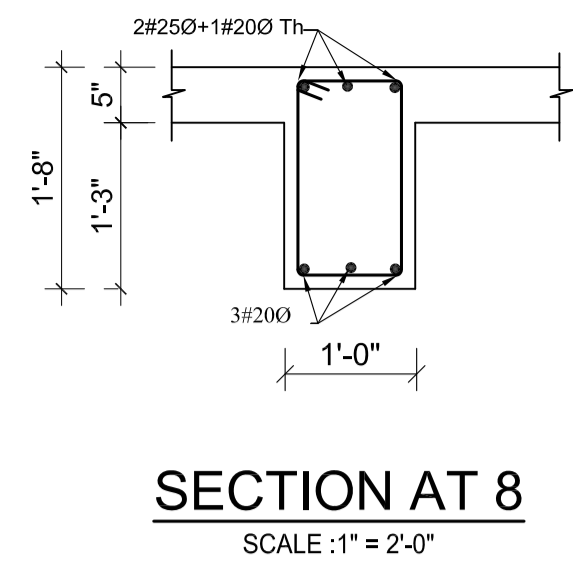
13TH FLOOR BEAM
GRID E1-E1
SCALE :1/8" = 1'-0"



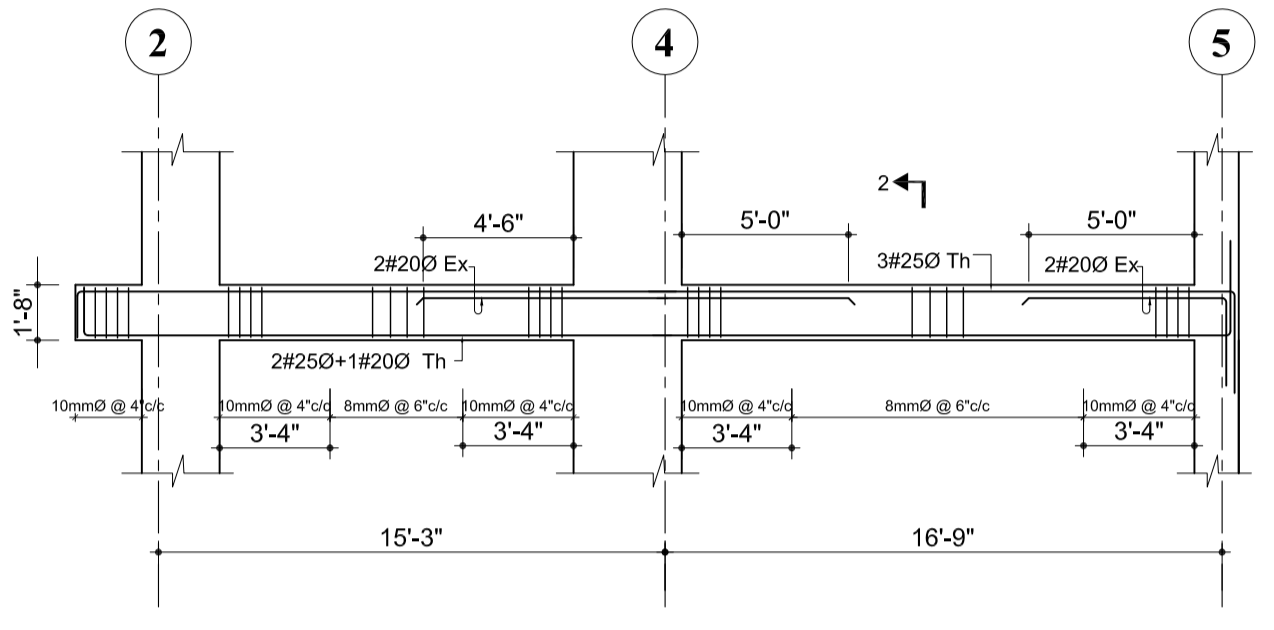
SECTION AT 7
SCALE :1" = 2'-0"



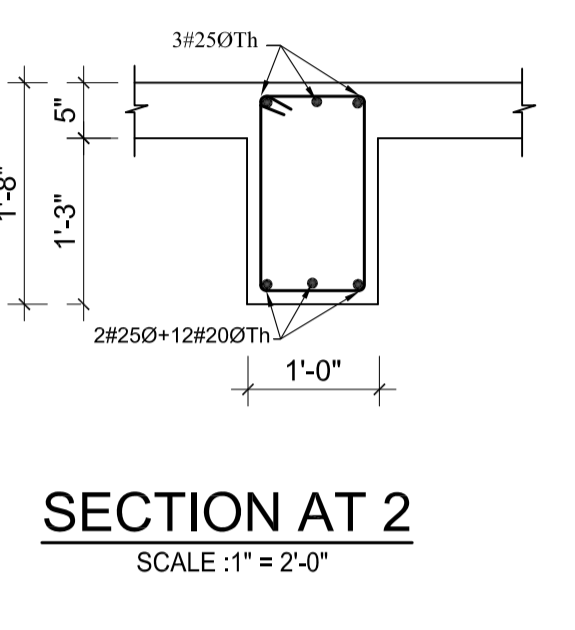
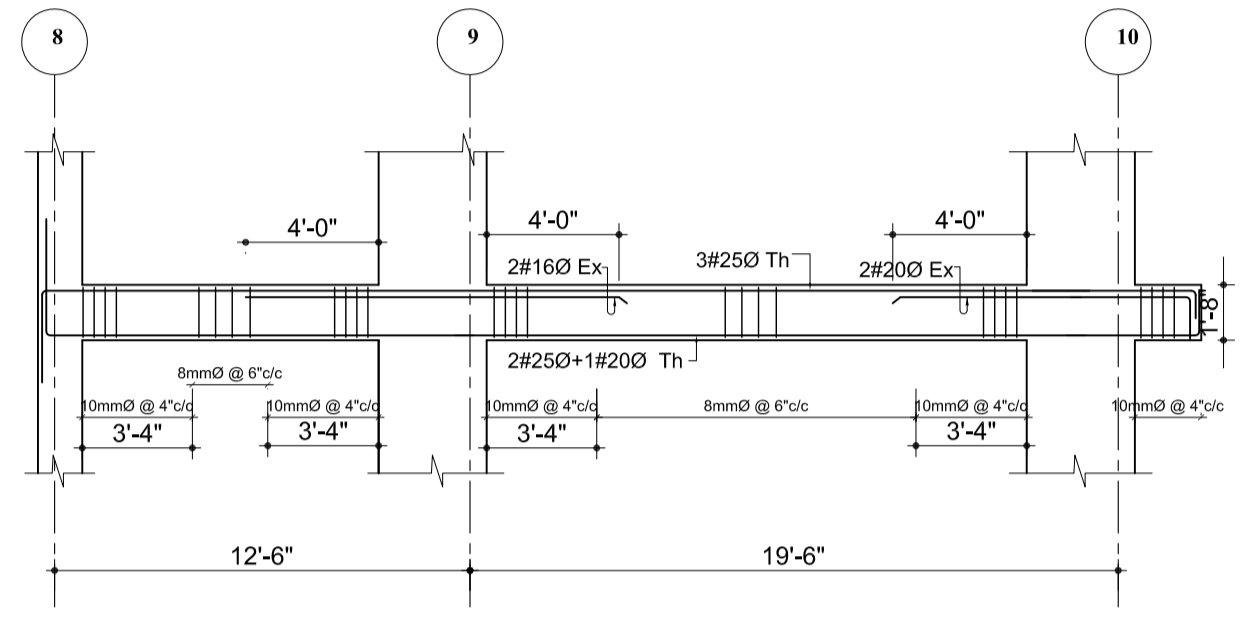
13TH FLOOR BEAM
GRID E2-E2
SCALE :1/8" = 1'-0"



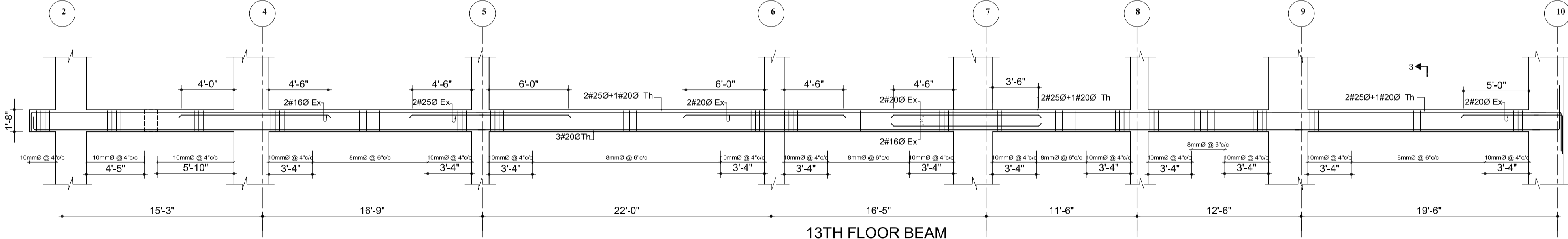
SECTION AT 8
SCALE :1" = 2'-0"



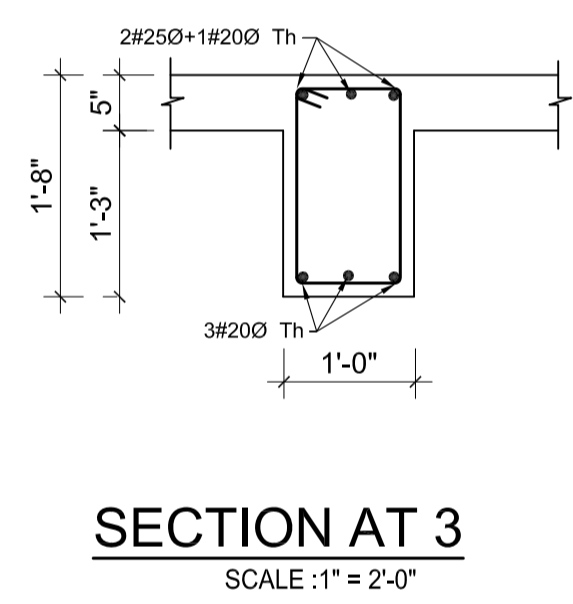
13TH FLOOR BEAM
GRID A1-A1
SCALE :1/8" = 1'-0"



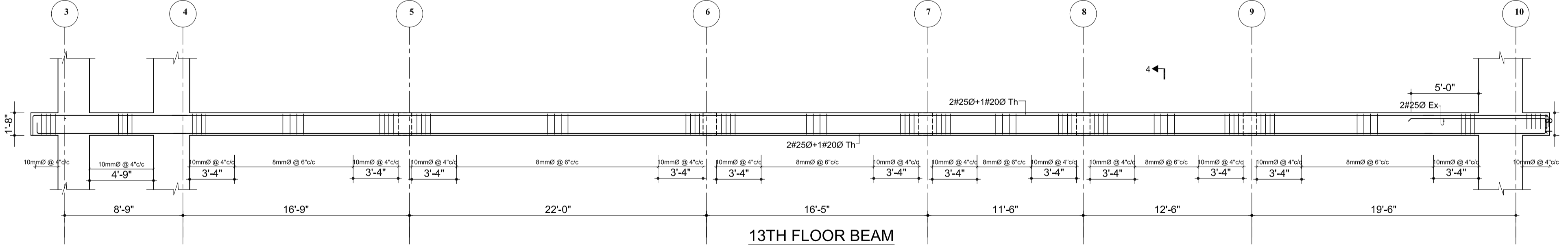
SECTION AT 2
SCALE :1" = 2'-0"



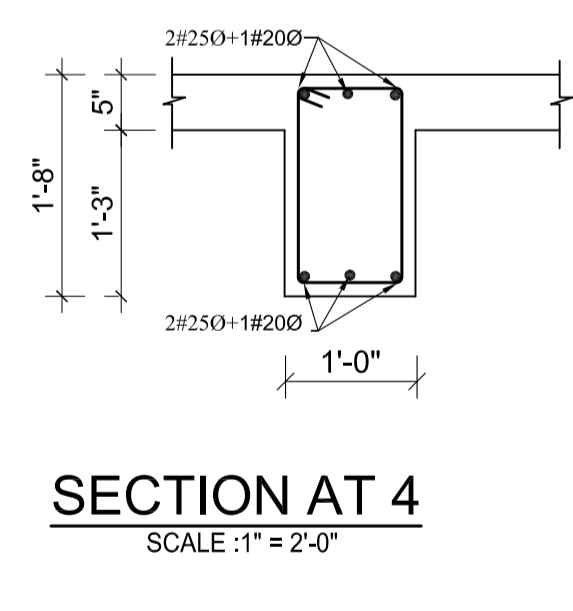
13TH FLOOR BEAM
GRID B-B
SCALE :1/8" = 1'-0"



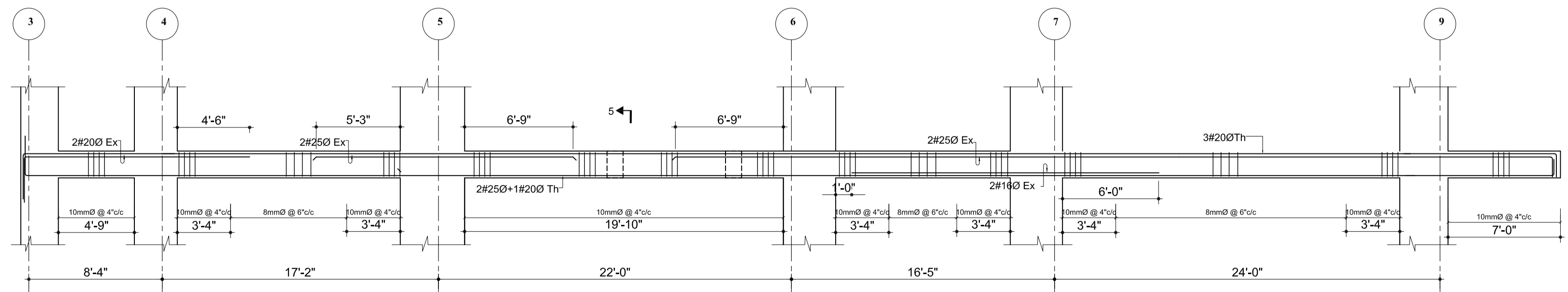
SECTION AT 3
SCALE :1" = 2'-0"



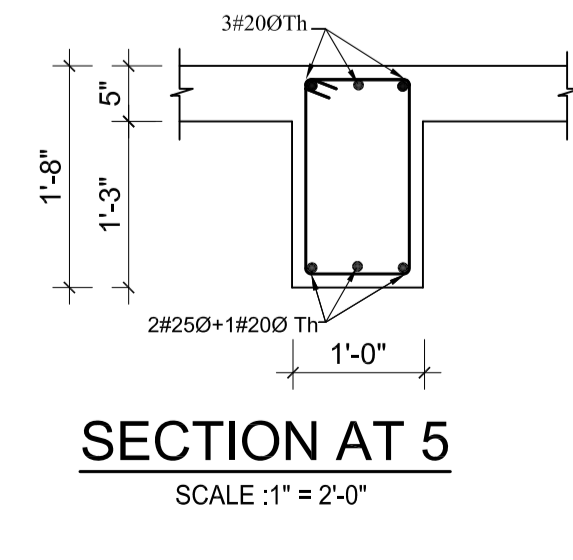
13TH FLOOR BEAM
GRID C-C
SCALE :1/8" = 1'-0"



SECTION AT 4
SCALE :1" = 2'-0"



13TH FLOOR BEAM
GRID D-D
SCALE :1/8" = 1'-0"



SECTION AT 5
SCALE :1" = 2'-0"

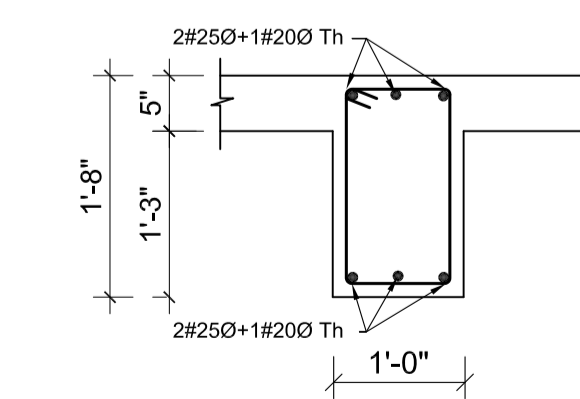
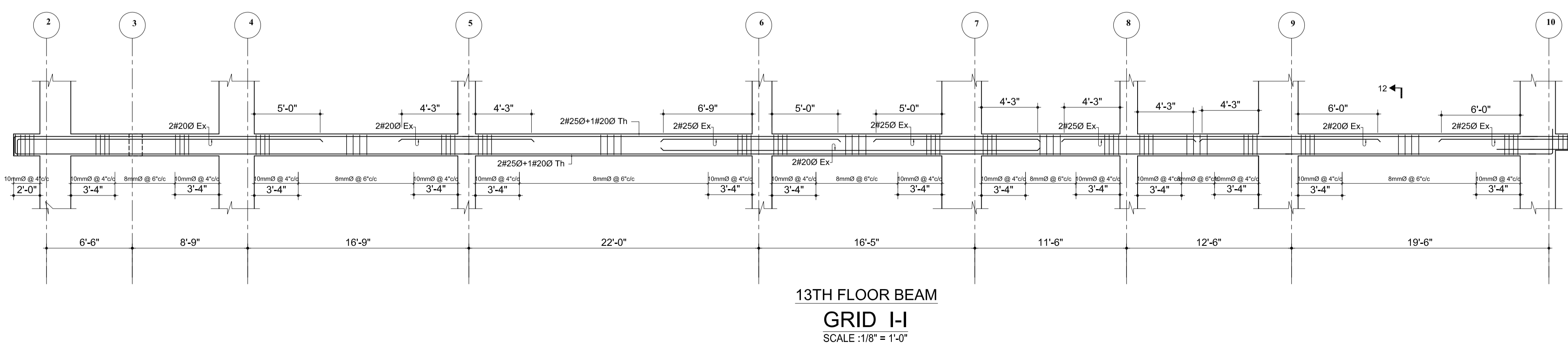
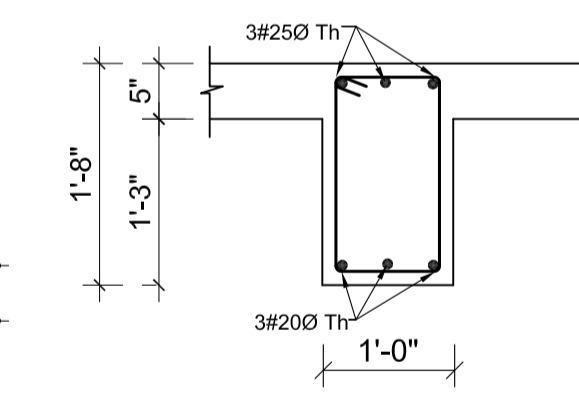
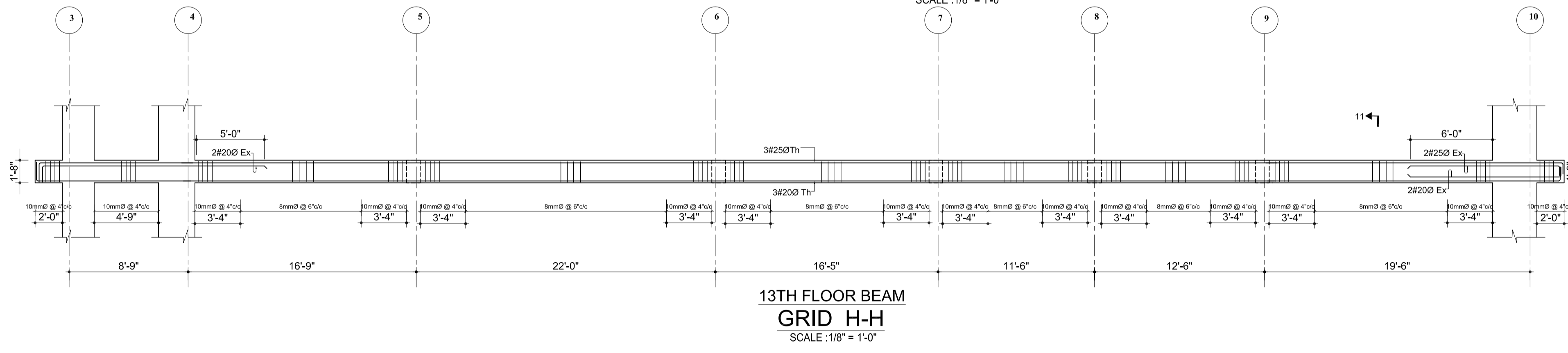
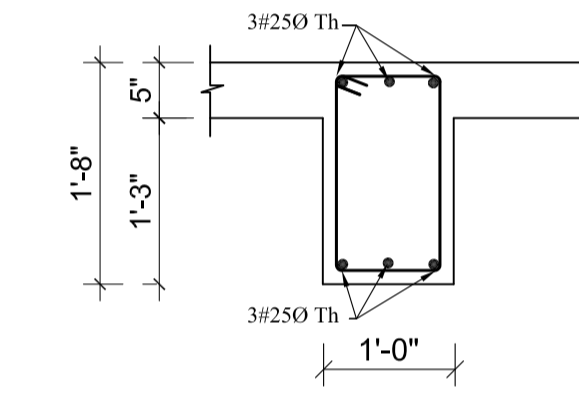
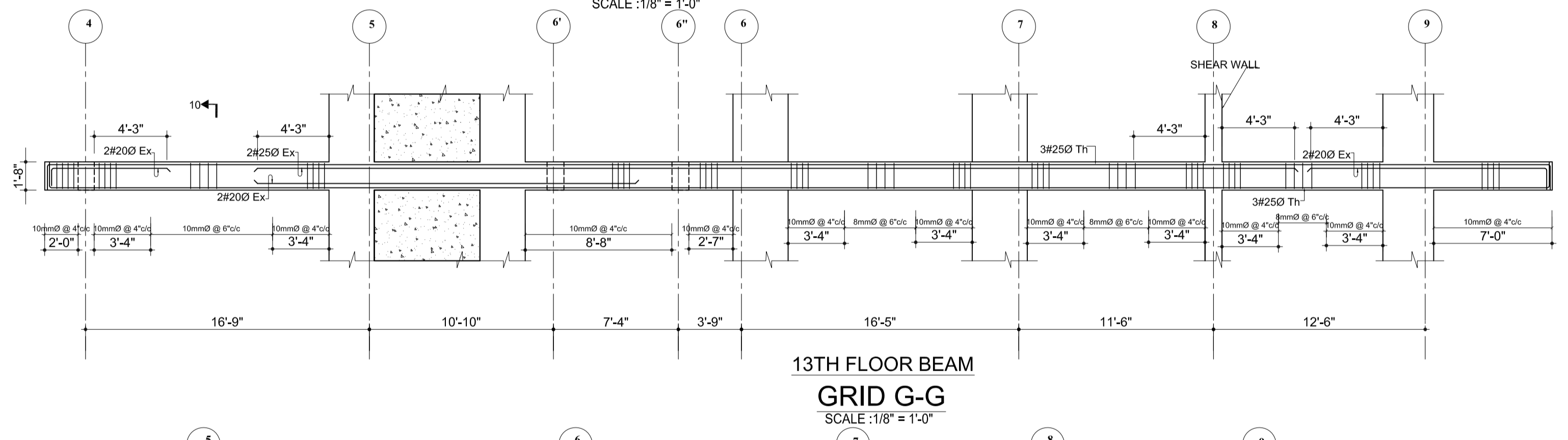
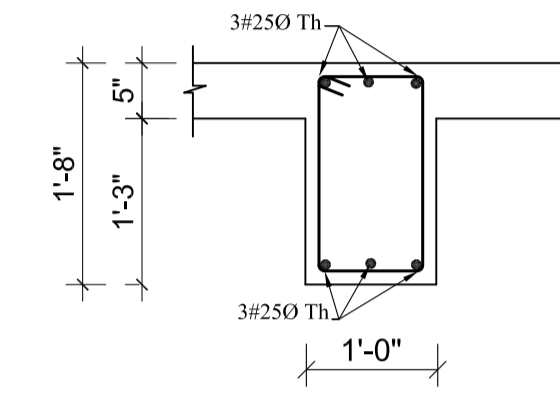
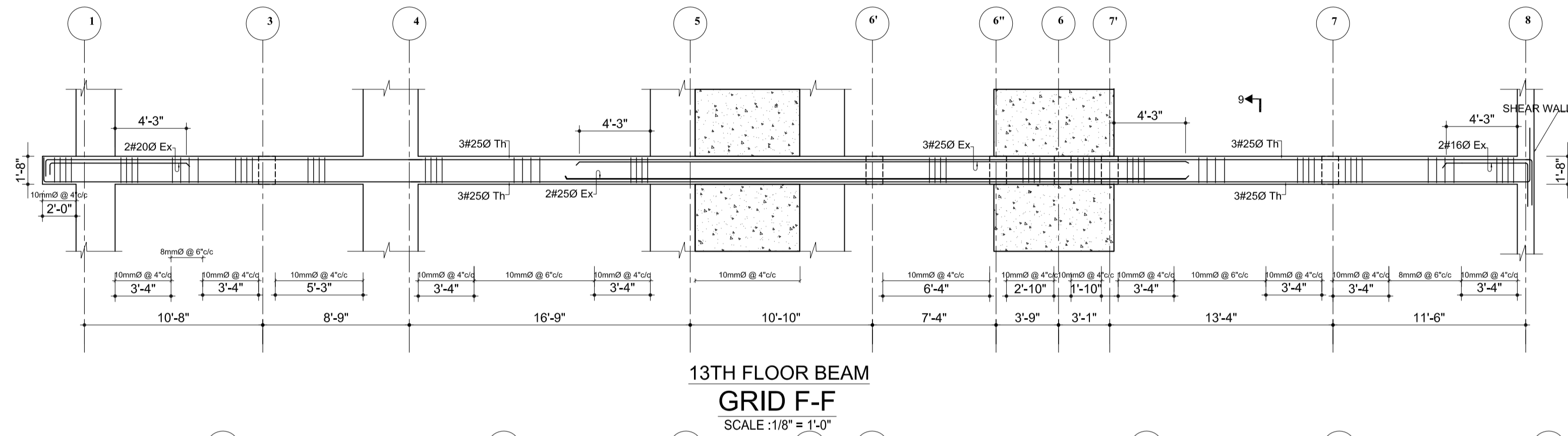
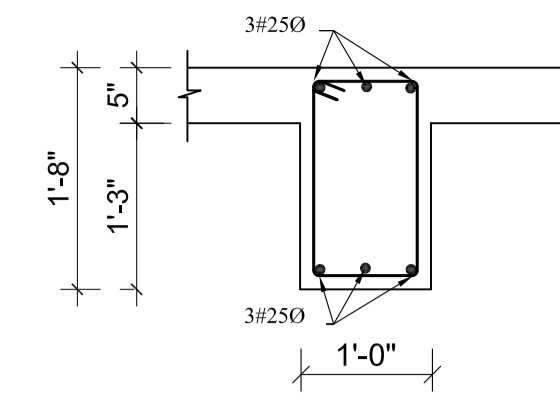
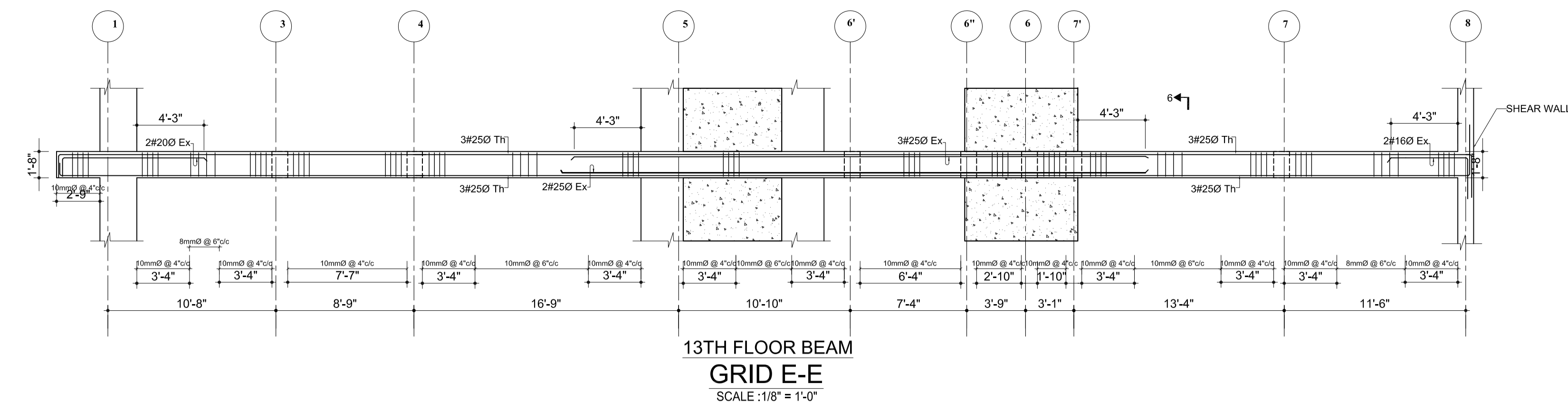
NOTES

1. ALL DIMENSIONS ARE IN INCH UNLESS NOTED OTHERWISE.
2. WRITTEN DIMENSIONS SHALL BE FOLLOWED. DRAWINGS ARE NOT TO BE SCALED.
3. GRADE OF CONCRETE MIX SHALL BE M-20 CONFIRMING TO I.S.:456-2000 UNLESS NOTED OTHERWISE.
4. REINFORCEMENT SHALL BE HIGH STRENGTH DEFORMED BARS OF GRADE Fe500 FOR MAIN REINFORCEMENT AND SHEAR REINFORCEMENTS
5. CLEAR COVER TO REINFORCEMENT SHALL BE AS FOLLOWS SLABS = 20MM, BEAMS =25MM AND COLUMNS =40MM
6. ANY DISCREPANCIES FOUND IN DIMENSIONS IN ANY OF THE DRAWINGS SHALL BE CLARIFIED WITH THE ENGINEER IN CHARGE BEFORE EXECUTION OF WORK AT SITE.
7. THE CONTRACTOR SHALL INSPECT & VERIFY ALL DIMENSIONS & LEVELS IN THE DRAWINGS AND SHALL COORDINATE WITH ACTUAL SITE CONDITIONS. ANY DISCREPANCY FOUND SHALL BE BROUGHT TO NOTICE OF THE ENGINEER IN CHARGE BEFORE EXECUTION OF WORK AT SITE.
8. ALL THE DETAILING SHALL BE AS PER INDIAN STANDARD.
9. THIS DRAWING SHALL BE READ IN CONJUNCTION WITH ALL OTHER STRUCTURAL, ARCHITECTURAL, ELECTRICAL, PLUMBING & WATER SUPPLY DRAWINGS AND ALL OTHER SERVICES DRAWINGS AND THE TENDER DOCUMENT.

OWNER: DOWNTOWN HOUSING CO. PVT.LTD			
SIGNATURE:		DESIGNATION:	
BUILDING TYPE: APARTMENT		LOCATION: CHAPRAHIL, LALITPUR, NEPAL	
PLOT NO.: 1242, 1243, 1244, 574, 600, 603, 605,8		AREA: 11-12-0-1	
DEALT BY:		CHECKED BY:	
DRAWN BY:		CHECKED BY:	
DRAWING TITLE: THIRTEENTH FLOOR BEAM DETAILS			
DATE: NOV.2014	SCALE: As Mentioned	REGISTRATION NO.: 13 LSMC	Drawing No. STRB-TH-05

NOTES

1. ALL DIMENSIONS ARE IN INCH UNLESS NOTED OTHERWISE.
2. WRITTEN DIMENSIONS SHALL BE FOLLOWED. DRAWINGS ARE NOT TO BE SCALED.
3. GRADE OF CONCRETE MIX SHALL BE M-20 CONFIRMING TO I.S.:456-2000 UNLESS NOTED OTHERWISE.
4. REINFORCEMENT SHALL BE HIGH STRENGTH DEFORMED BARS OF GRADE Fe500 FOR MAIN REINFORCEMENT AND SHEAR REINFORCEMENTS
5. CLEAR COVER TO REINFORCEMENT SHALL BE AS FOLLOWS
SLABS = 20MM, BEAMS =25MM AND COLUMNS =40MM
6. ANY DISCREPANCIES FOUND IN DIMENSIONS IN ANY OF THE DRAWINGS SHALL BE CLARIFIED WITH THE ENGINEER IN CHARGE BEFORE EXECUTION OF WORK AT SITE.
7. THE CONTRACTOR SHALL INSPECT & VERIFY ALL DIMENSIONS & LEVELS IN THE DRAWINGS AND SHALL COORDINATE WITH ACTUAL SITE CONDITIONS. ANY DISCREPANCY FOUND SHALL BE BROUGHT TO NOTICE OF THE ENGINEER IN CHARGE BEFORE EXECUTION OF WORK AT SITE.
8. ALL THE DETAILING SHALL BE AS PER INDIAN STANDARD.
9. THIS DRAWING SHALL BE READ IN CONJUNCTION WITH ALL OTHER STRUCTURAL, ARCHITECTURAL, ELECTRICAL, PLUMBING & WATER SUPPLY DRAWINGS AND ALL OTHER SERVICES DRAWINGS AND THE TENDER DOCUMENT.



OWNER:
DOWNTOWN HOUSING CO. PVT.LTD

SIGNATURE: _____ DESIGNATION: _____

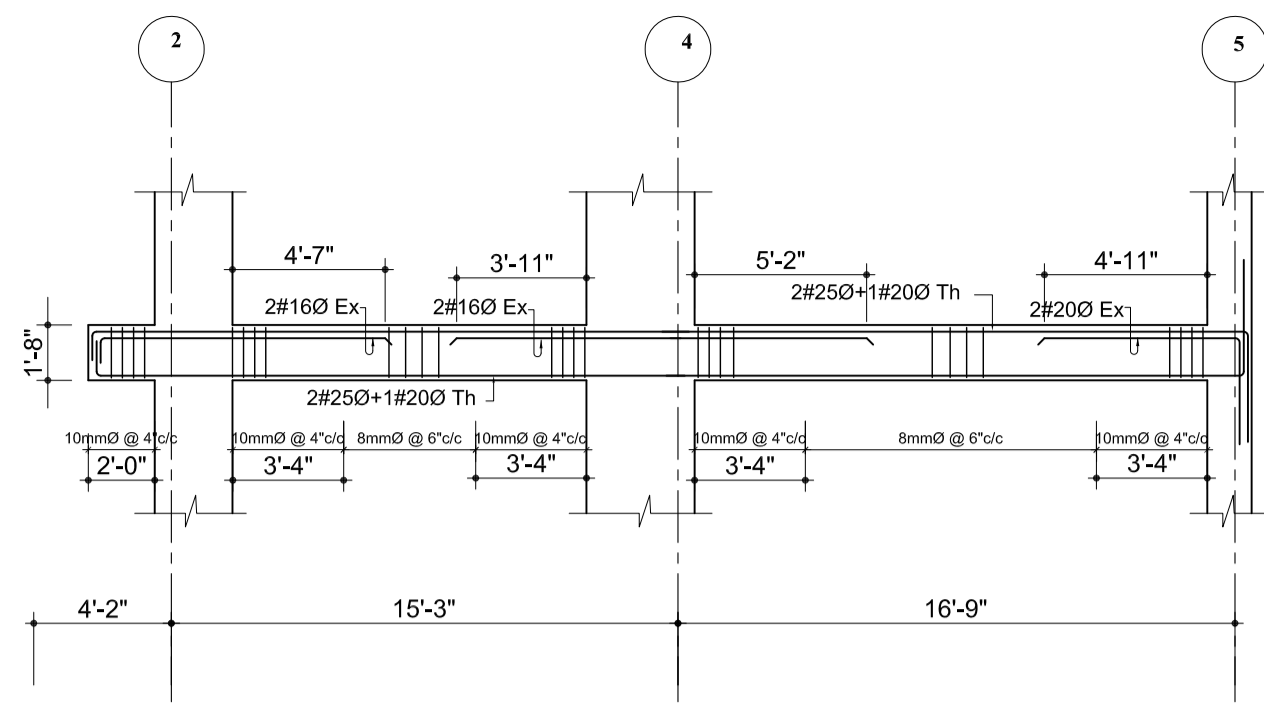
BUILDING TYPE: APARTMENT LOCATION: CHAPRAHIL, LALITPUR, NEPAL

PLOT NO.: 1242, 1243, 1244, 574, 600, 603, 605, 8 AREA: 11-12-0-1

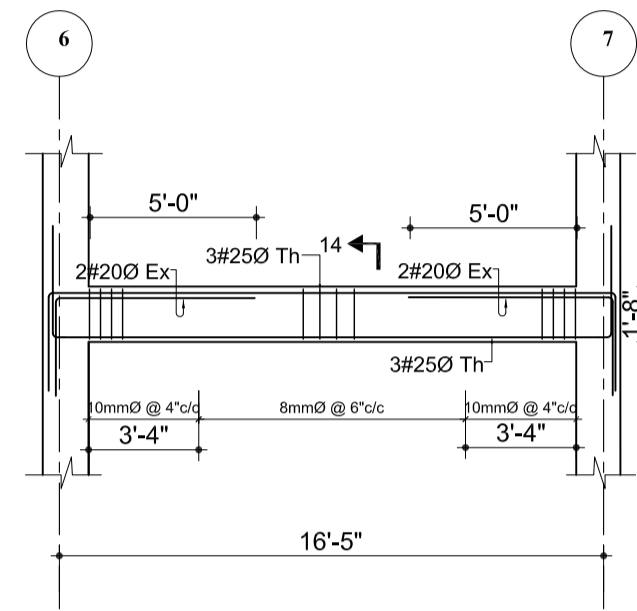
DEALT BY: _____

DRAWN BY: _____ CHECKED BY: _____

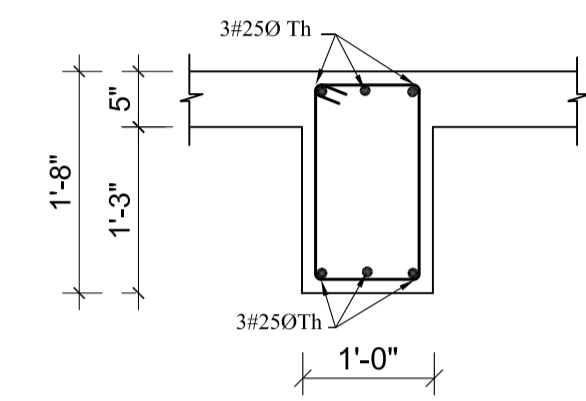
DRAWING TITLE:
THIRTEENTH FLOOR BEAM DETAILS



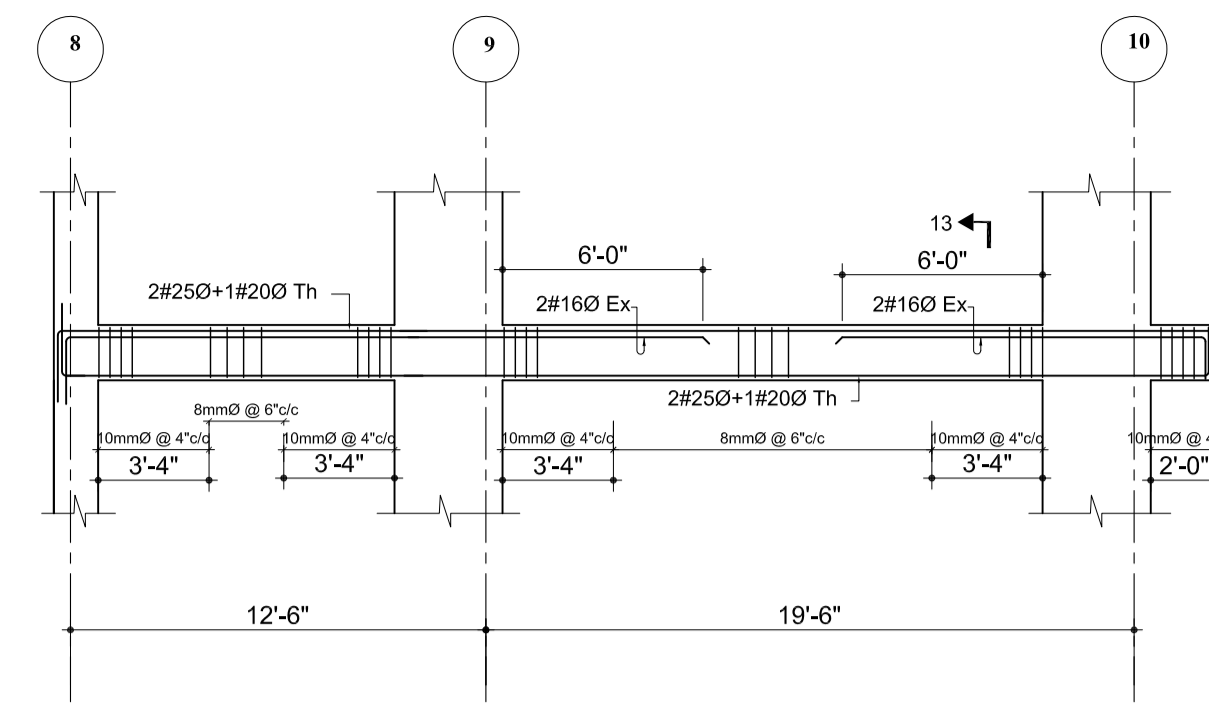
13TH FLOOR BEAM
GRID J-J
SCALE :1/8" = 1'-0"



13TH FLOOR BEAM
GRID J1-J1
SCALE :1/8" = 1'-0"

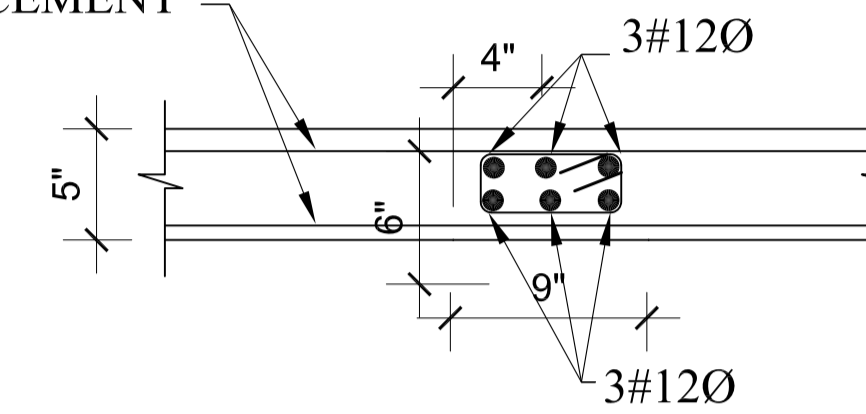


SECTION AT 14
SCALE :1" = 2'-0"

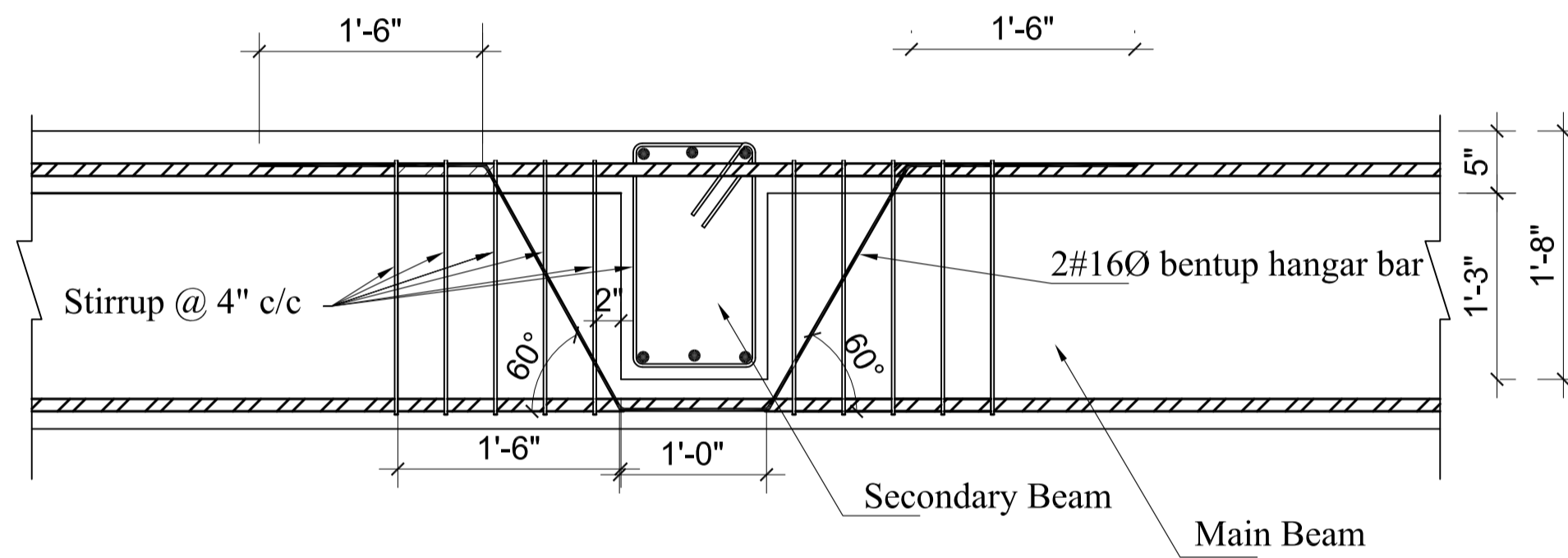


SECTION AT 13
SCALE :1" = 2'-0"

SLAB REINFORCEMENT

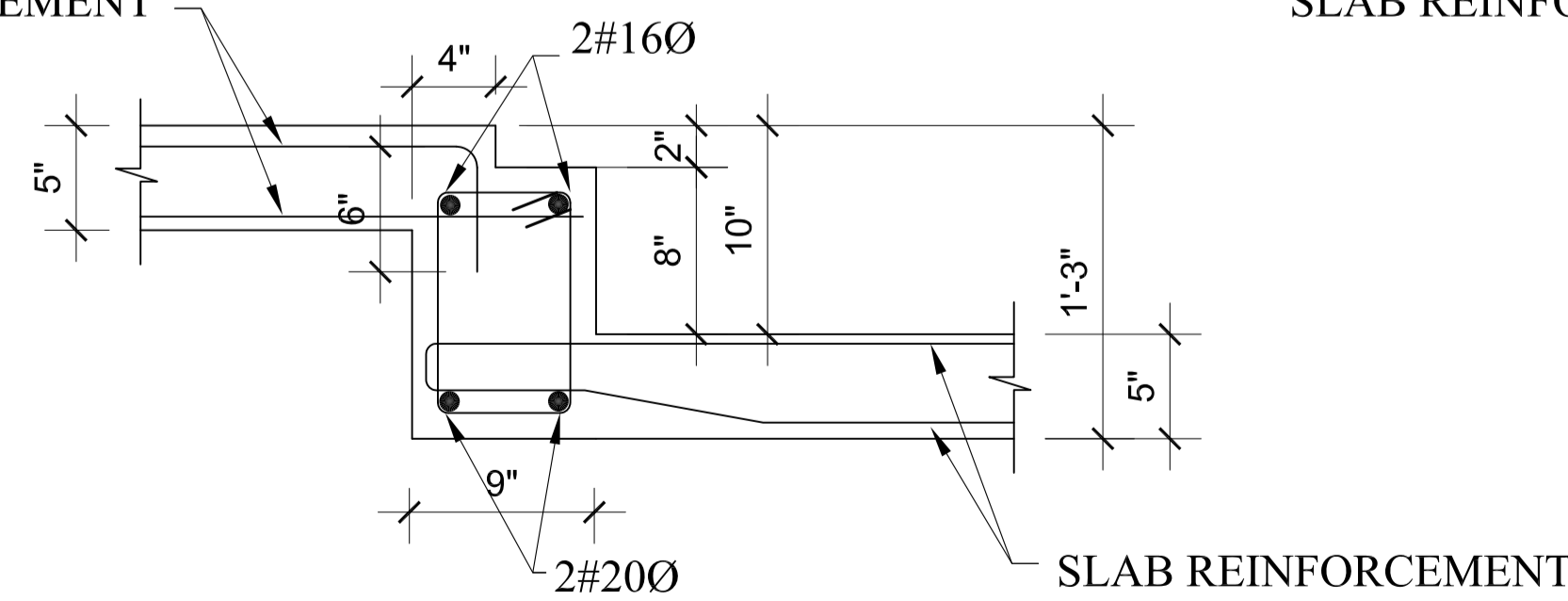


SECTION CB(9"X5")
SHEAR REINFORCEMENT 8mmØ @ 4"/6" C/C
SCALE :1" = 4'-0"



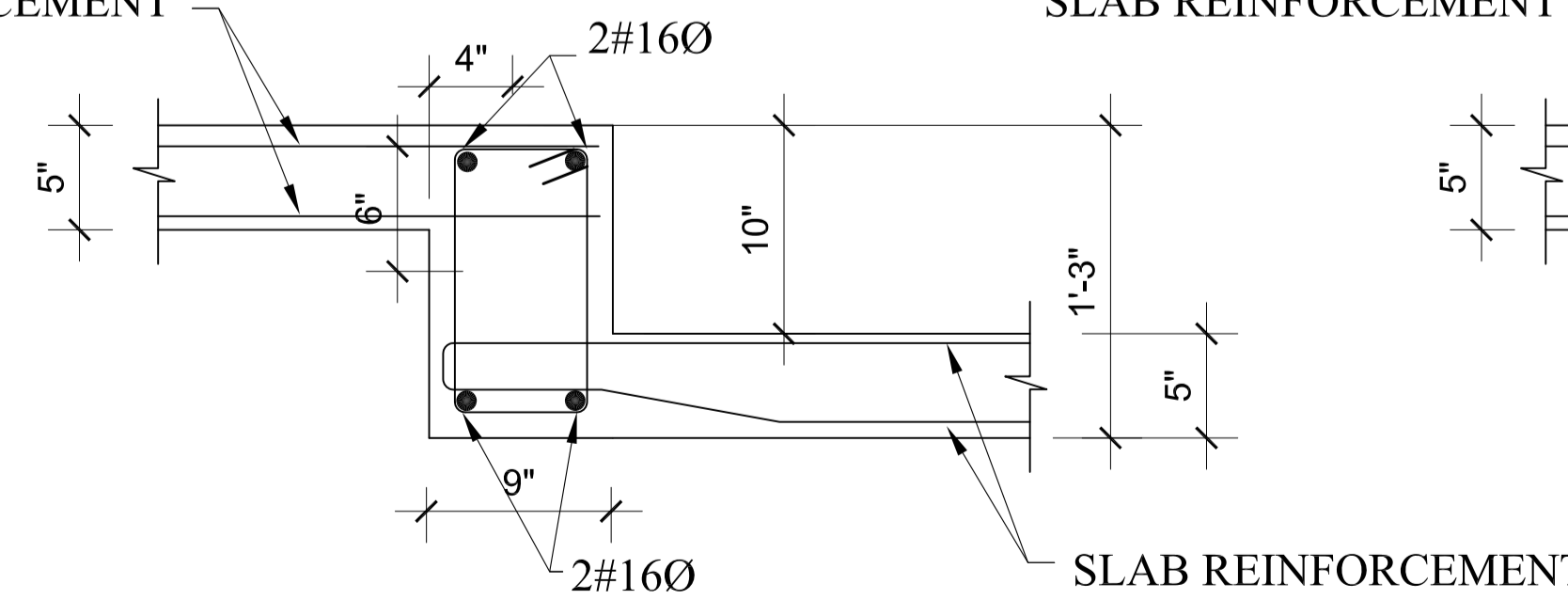
TYPICAL DETAILS AT BEAM-BEAM CROSSING
SCALE :NTS

SLAB REINFORCEMENT



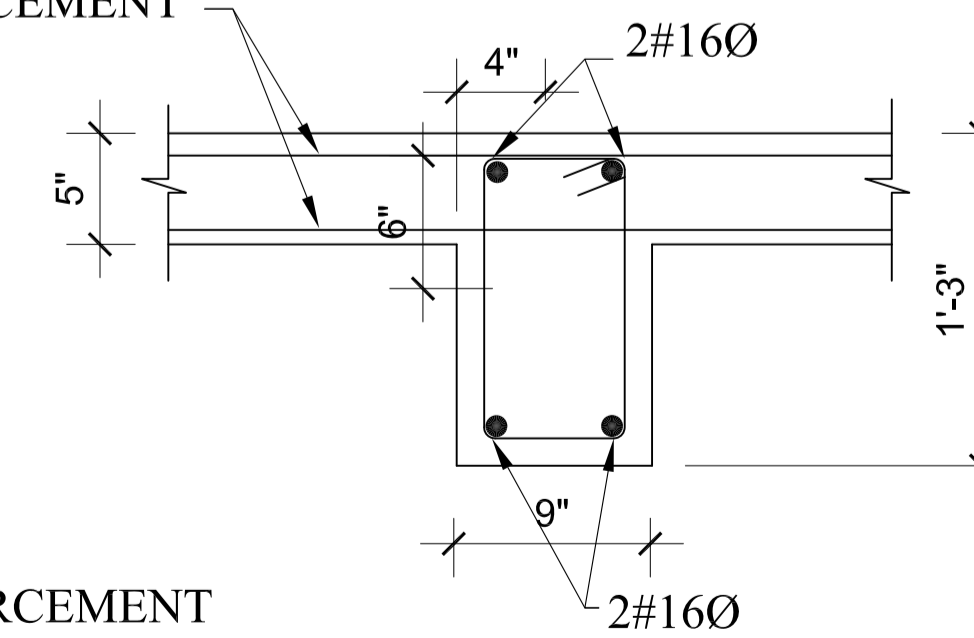
SECTION SB1 (FOR TOILET S. BEAM 9"X15")
SHEAR REINFORCEMENT 8mmØ @ 4"/6" C/C
SCALE :1" = 4'-0"

SLAB REINFORCEMENT



SECTION (9"X15")
SHEAR REINFORCEMENT 8mmØ @ 4"/6" C/C
SCALE :1" = 4'-0"

SLAB REINFORCEMENT



SECTION (9"X15")
SHEAR REINFORCEMENT 8mmØ @ 4"/6" C/C
SCALE :1" = 4'-0"

NOTES

1. ALL DIMENSIONS ARE IN INCH UNLESS NOTED OTHERWISE.
2. WRITTEN DIMENSIONS SHALL BE FOLLOWED. DRAWINGS ARE NOT TO BE SCALED.
3. GRADE OF CONCRETE MIX SHALL BE M-20 CONFIRMING TO I.S.:456-2000 UNLESS NOTED OTHERWISE.
4. REINFORCEMENT SHALL BE HIGH STRENGTH DEFORMED BARS OF GRADE Fe500 FOR MAIN REINFORCEMENT AND SHEAR REINFORCEMENTS
5. CLEAR COVER TO REINFORCEMENT SHALL BE AS FOLLOWS
SLABS = 20MM, BEAMS =25MM AND COLUMNS =40MM
6. ANY DISCREPANCIES FOUND IN DIMENSIONS IN ANY OF THE DRAWINGS SHALL BE CLARIFIED WITH THE ENGINEER IN CHARGE BEFORE EXECUTION OF WORK AT SITE.
7. THE CONTRACTOR SHALL INSPECT & VERIFY ALL DIMENSIONS & LEVELS IN THE DRAWINGS AND SHALL COORDINATE WITH ACTUAL SITE CONDITIONS. ANY DISCREPANCY FOUND SHALL BE BROUGHT TO NOTICE OF THE ENGINEER IN CHARGE BEFORE EXECUTION OF WORK AT SITE.
8. ALL THE DETAILING SHALL BE AS PER INDIAN STANDARD.
9. THIS DRAWING SHALL BE READ IN CONJUNCTION WITH ALL OTHER STRUCTURAL, ARCHITECTURAL, ELECTRICAL, PLUMBING & WATER SUPPLY DRAWINGS AND ALL OTHER SERVICES DRAWINGS AND THE TENDER DOCUMENT.

OWNER:
DOWNTOWN HOUSING CO. PVT.LTD

SIGNATURE: _____ DESIGNATION: _____

BUILDING TYPE: APARTMENT LOCATION: CHAPRAHIL, LALITPUR, NEPAL

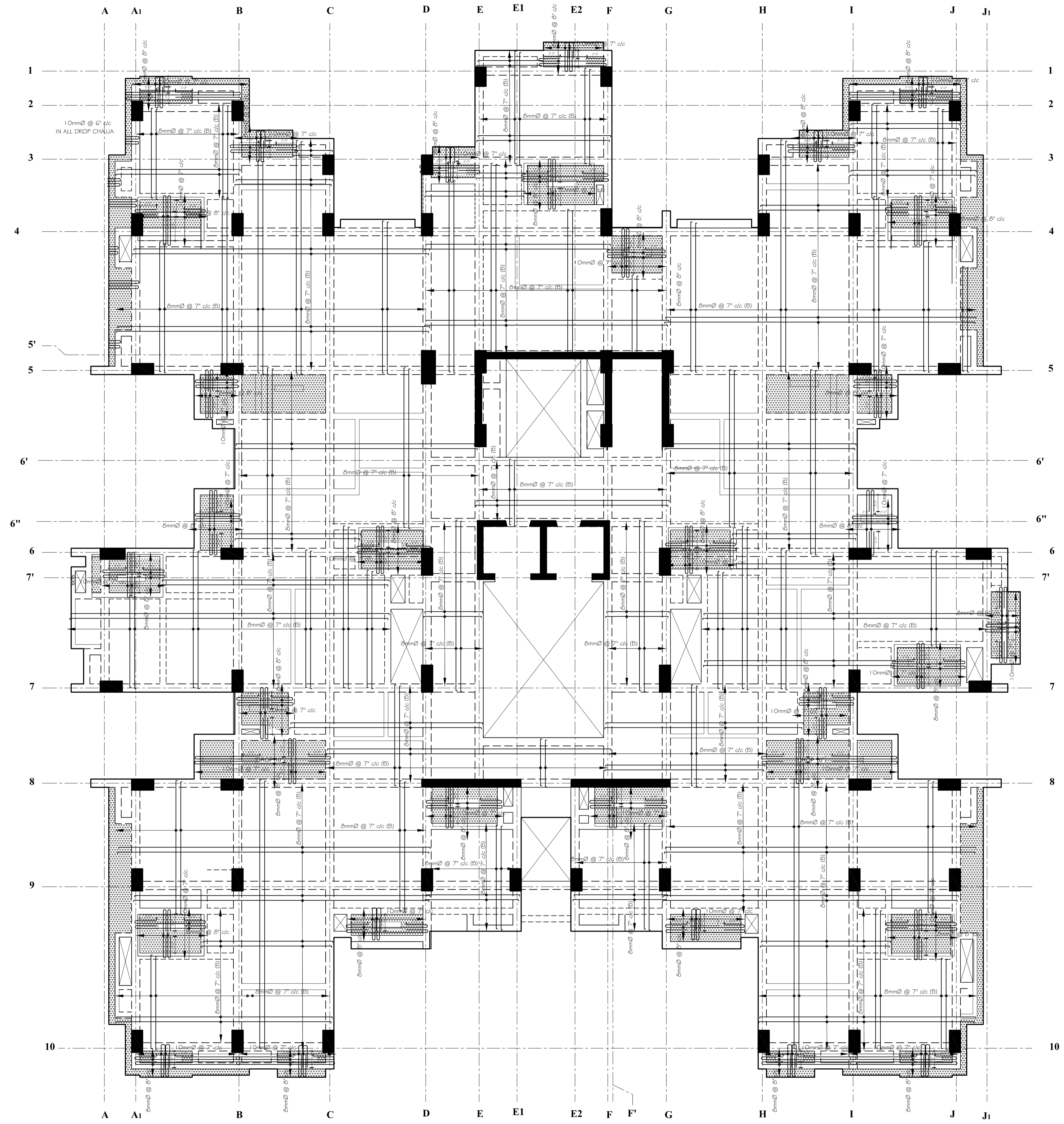
PLOT NO.: 1242, 1243, 1244, 574, 600, 603, 605,8 AREA: 11-12-0-1

DEALT BY: _____

DRAWN BY: _____ CHECKED BY: _____

DRAWING TITLE:
THIRTEENTH FLOOR BEAM DETAILS

DATE: NOV.2014 SCALE: As Mentioned REGISTRATION NO: 13 LSMC Drawing No. STR/B-TH-07



BLOCK-B
13TH FLOOR SLAB BOTTOM BAR
 ALL DIST. BAR 8mmØ @8" c/c
SCALE: 1/8"=1'-0"

NOTES

1. ALL DIMENSIONS ARE IN INCH UNLESS NOTED OTHERWISE.
2. WRITTEN DIMENSIONS SHALL BE FOLLOWED. DRAWINGS ARE NOT TO BE SCALED.
3. GRADE OF CONCRETE MIX SHALL BE M-20 CONFORMING TO I.S.:456-2000 UNLESS NOTED OTHERWISE.
4. REINFORCEMENT SHALL BE HIGH STRENGTH DEFORMED BARS OF GRADE Fe500 FOR MAIN REINFORCEMENT AND SHEAR REINFORCEMENTS
5. CLEAR COVER TO REINFORCEMENT SHALL BE AS FOLLOWS
 BEAM S 25MM SLABS =20MM AND COLUMNS=40MM
6. ANY DISCREPANCIES FOUND IN DIMENSIONS IN ANY OF THE DRAWINGS SHALL BE CLARIFIED WITH THE ENGINEER IN CHARGE BEFORE EXECUTION OF WORK AT SITE.
7. THE CONTRACTOR SHALL INSPECT & VERIFY ALL DIMENSIONS & LEVELS IN THE DRAWINGS AND SHALL COORDINATE WITH ACTUAL SITE CONDITIONS. ANY DISCREPANCY FOUND SHALL BE BROUGHT TO NOTICE OF THE ENGINEER IN CHARGE BEFORE EXECUTION OF WORK AT SITE.
8. THIS DRAWING SHALL BE READ IN CONJUNCTION WITH ALL OTHER STRUCTURAL, ARCHITECTURAL, ELECTRICAL, PLUMBING & WATER SUPPLY DRAWINGS AND ALL OTHER SERVICES DRAWINGS AND THE TENDER DOCUMENT.

OWNER:
 DOWNTOWN HOUSING CO. PVT.LTD

SIGNATURE:	DESIGNATION:
------------	--------------

BUILDING TYPE: APARTMENT	LOCATION: CHAPRAHAT, LALITPUR, NEPAL
-----------------------------	---

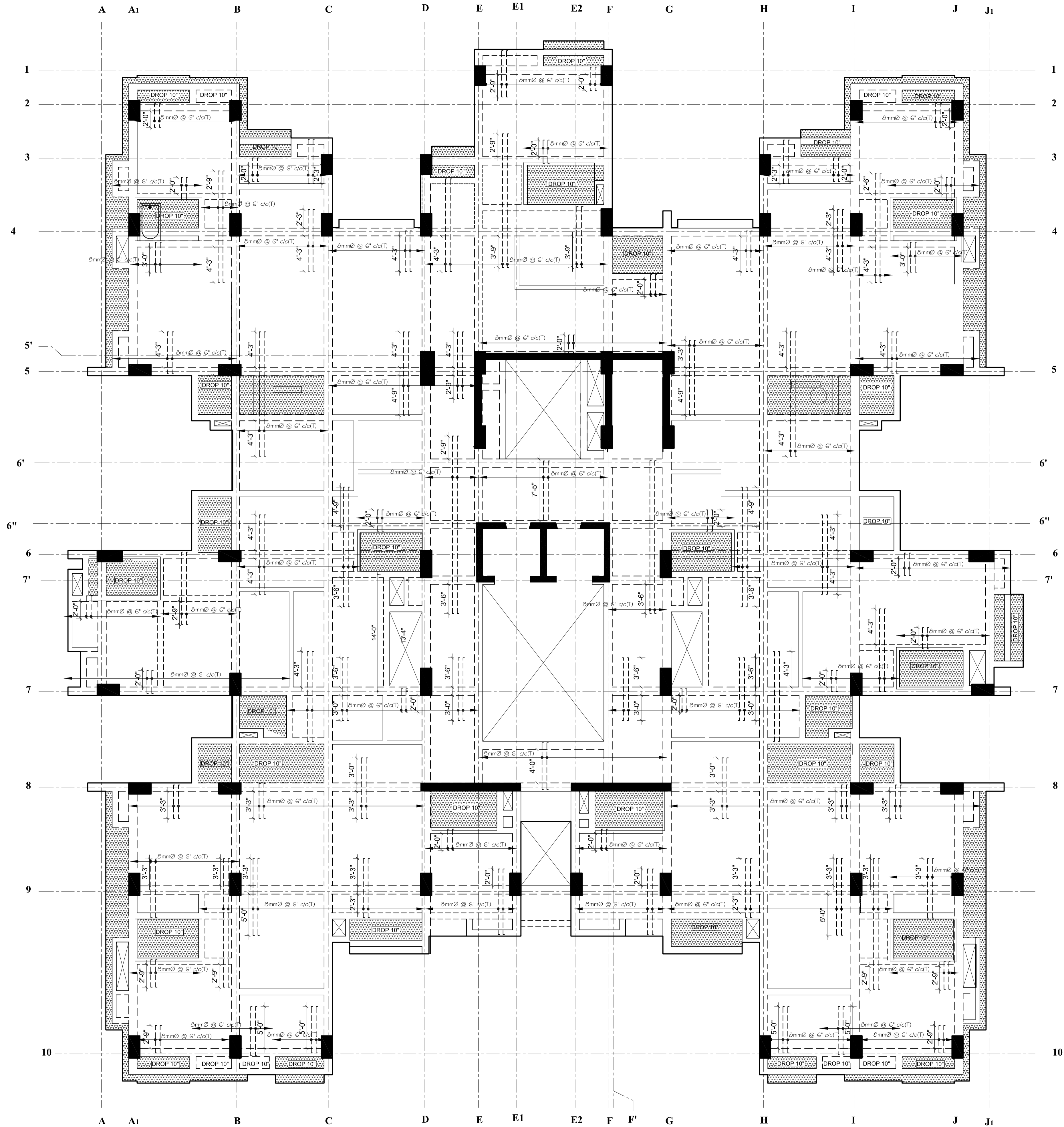
PLOT NO.: 1242, 1243, 1244, 574, 600, 603, 605,8	AREA: 11-120-1
---	-------------------

DEALT BY:	CHECKED BY:
-----------	-------------

DRAWN BY:	CHECKED BY:
-----------	-------------

DRAWING TITLE:
 THIRTEENTH FLOOR SLAB DETAILS

DATE: NOV 2014	SCALE: As Mentioned	REGISTRATION NO.: 13 LSMC	Drawing No.: STR-B-TN-08
-------------------	------------------------	------------------------------	-----------------------------



BLOCK-B
13TH FLOOR SLAB TOP BAR IN Y-Y DIRECTION
 ALL DIST. BAR 8mmØ @8" c/c
 SCALE: 1/8"=1'-0"

NOTES

1. ALL DIMENSIONS ARE IN INCH UNLESS NOTED OTHERWISE.
2. WRITTEN DIMENSIONS SHALL BE FOLLOWED. DRAWINGS ARE NOT TO BE SCALED.
3. GRADE OF CONCRETE MIX SHALL BE M-20 CONFORMING TO I.S.:456-2000 UNLESS NOTED OTHERWISE.
4. REINFORCEMENT SHALL BE HIGH STRENGTH DEFORMED BARS OF GRADE Fe500 FOR MAIN REINFORCEMENT AND SHEAR REINFORCEMENTS
5. CLEAR COVER TO REINFORCEMENT SHALL BE AS FOLLOWS
 BEAM S 25MM SLABS =20MM AND COLUMNS=40MM
6. ANY DISCREPANCIES FOUND IN DIMENSIONS IN ANY OF THE DRAWINGS SHALL BE CLARIFIED WITH THE ENGINEER IN CHARGE BEFORE EXECUTION OF WORK AT SITE.
7. THE CONTRACTOR SHALL INSPECT & VERIFY ALL DIMENSIONS & LEVELS IN THE DRAWINGS AND SHALL COORDINATE WITH ACTUAL SITE CONDITIONS. ANY DISCREPANCY FOUND SHALL BE BROUGHT TO NOTICE OF THE ENGINEER IN CHARGE BEFORE EXECUTION OF WORK AT SITE.
8. THIS DRAWING SHALL BE READ IN CONJUNCTION WITH ALL OTHER STRUCTURAL, ARCHITECTURAL, ELECTRICAL, PLUMBING & WATER SUPPLY DRAWINGS AND ALL OTHER SERVICES DRAWINGS AND THE TENDER DOCUMENT.

OWNER:
 DOWNTOWN HOUSING CO. PVT.LTD

SIGNATURE: _____ DESIGNATION: _____

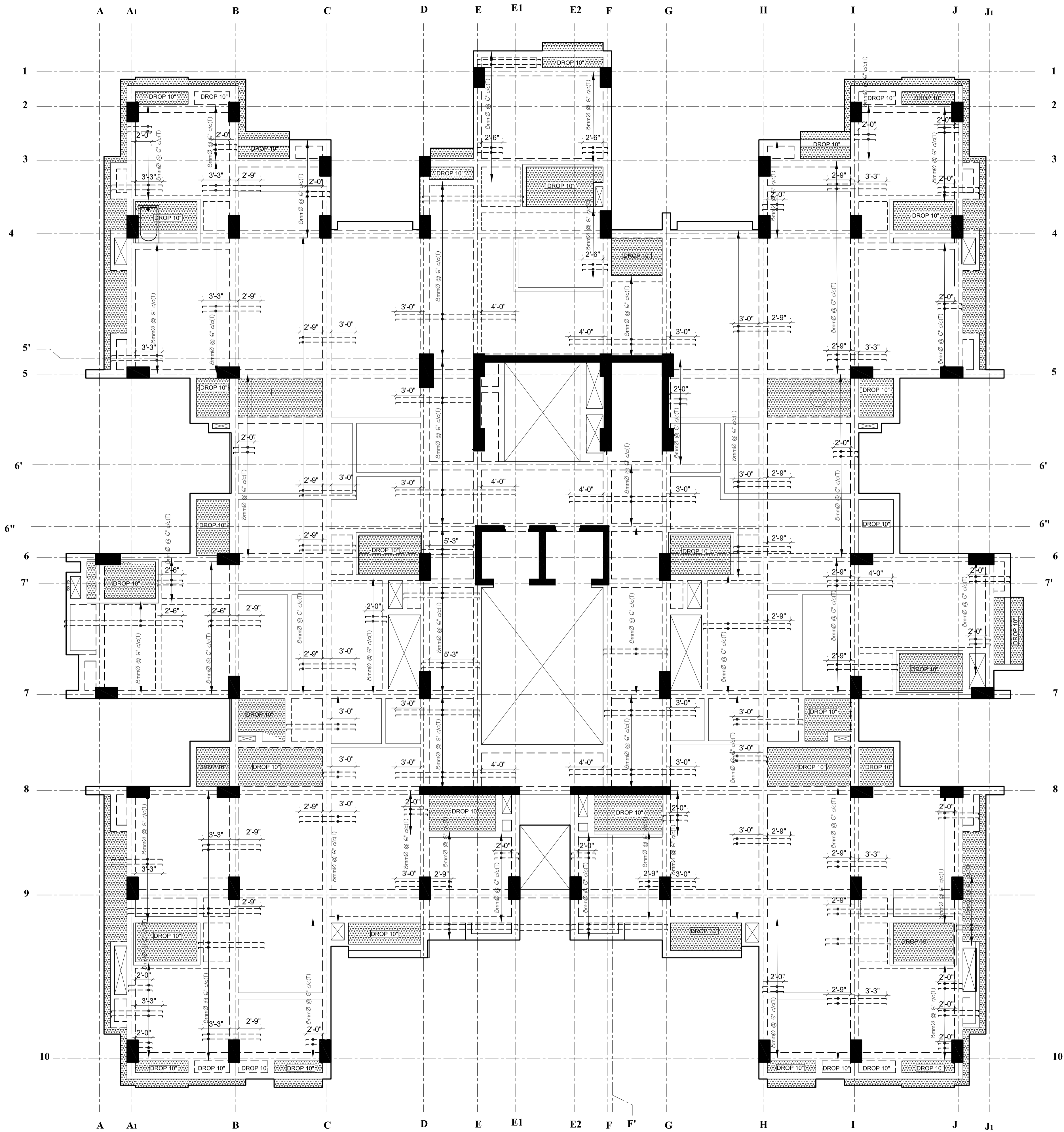
BUILDING TYPE: APARTMENT LOCATION: CHAPRAHIL, LALITPUR, NEPAL

PLOT NO.: 1242, 1243, 1244, 574, 600, 603, 605, 8 AREA: 11-12-0-1

DEALT BY: _____ CHECKED BY: _____

DRAWN BY: _____ CHECKED BY: _____

DRAWING TITLE:
 THIRTEENTH FLOOR SLAB DETAILS



BLOCK-B
13TH FLOOR SLAB TOP BAR IN X-X DIRECTION
 ALL DIST. BAR 8mmØ @8" c/c
 SCALE: 1/8"=1'-0"

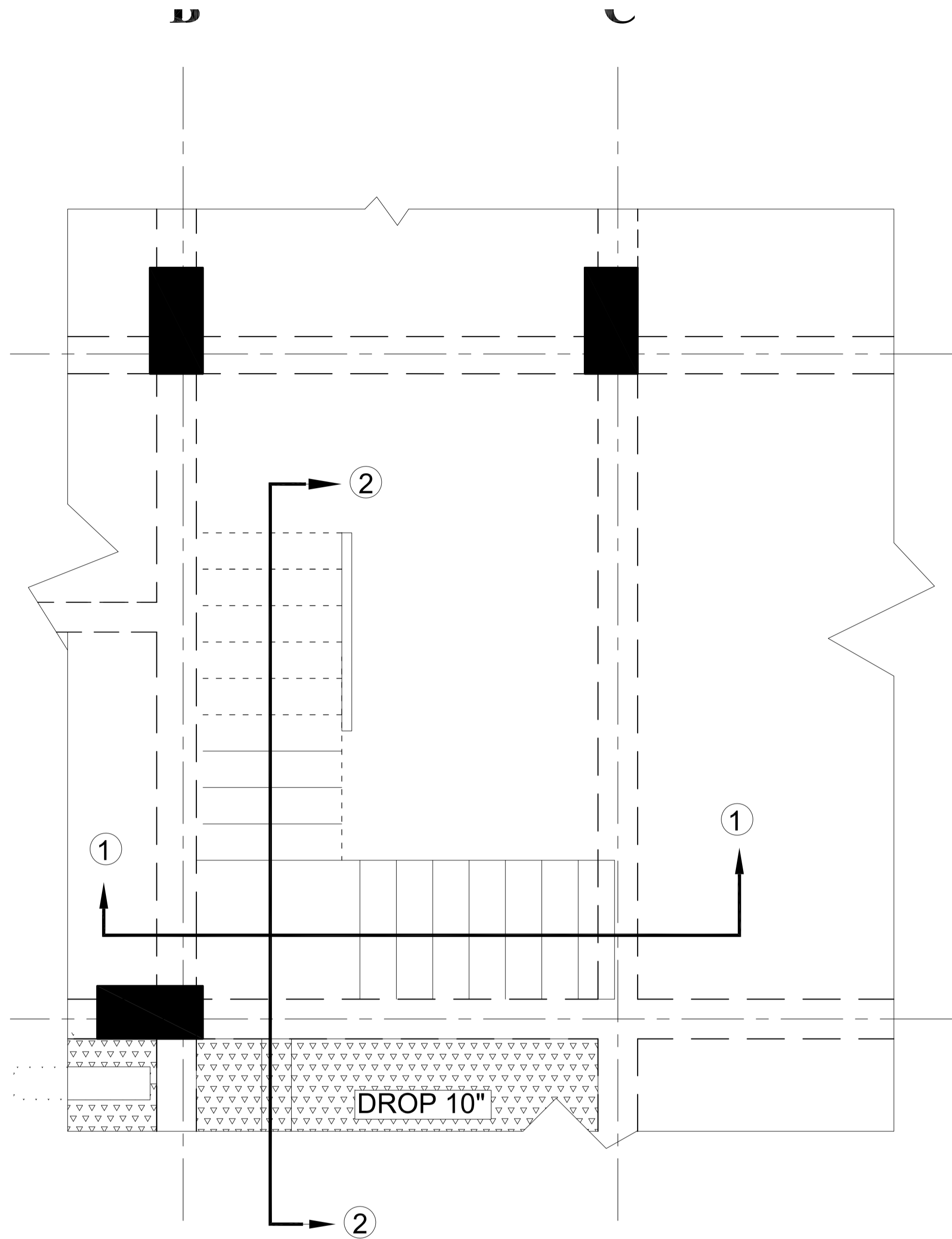
NOTES

1. ALL DIMENSIONS ARE IN INCH UNLESS NOTED OTHERWISE.
2. WRITTEN DIMENSIONS SHALL BE FOLLOWED. DRAWINGS ARE NOT TO BE SCALED.
3. GRADE OF CONCRETE MIX SHALL BE M-20 CONFORMING TO IS: 456-2000 UNLESS NOTED OTHERWISE.
4. REINFORCEMENT SHALL BE HIGH STRENGTH DEFORMED BARS OF GRADE Fe500 FOR MAIN REINFORCEMENT AND SHEAR REINFORCEMENTS.
5. CLEAR COVER TO REINFORCEMENT SHALL BE AS FOLLOWS: BEAM & OVERCAST SLABS = 20MM AND COLUMNS = 40MM.
6. ANY DISCREPANCIES FOUND IN DIMENSIONS IN ANY OF THE DRAWINGS SHALL BE CLARIFIED WITH THE ENGINEER IN CHARGE BEFORE EXECUTION OF WORK AT SITE.
7. THE CONTRACTOR SHALL INSPECT & VERIFY ALL DIMENSIONS & LEVELS IN THE DRAWINGS AND SHALL COORDINATE WITH ACTUAL SITE CONDITIONS. ANY DISCREPANCY FOUND SHALL BE BROUGHT TO NOTICE OF THE ENGINEER IN CHARGE BEFORE EXECUTION OF WORK AT SITE.
8. THIS DRAWING SHALL BE READ IN CONJUNCTION WITH THIS DRAWING STRUCTURAL ARCHITECTURAL ELECTRICAL PLUMBING & WATER SUPPLY DRAWINGS AND ALL OTHER SERVICES DRAWINGS AND THE TENDER DOCUMENT.

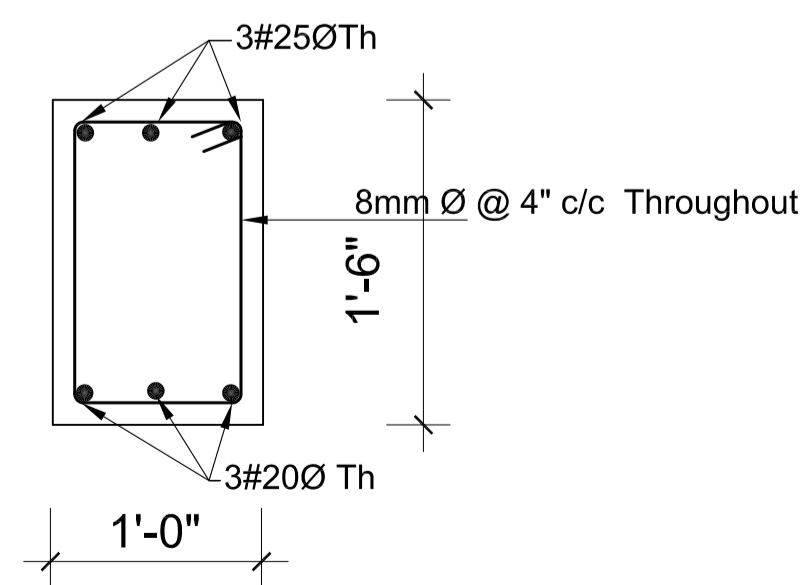
OWNER: DOWNTOWN HOUSING CO. PVT.LTD			
SIGNATURE:	DESIGNATION:		
BUILDING TYPE: APARTMENT	LOCATION: CHAPRAHSEL, LALITPUR, NEPAL		
PLOT NO.: 1242, 1243, 1244, 574, 600, 603, 605,8	AREA: 11-12-0-1		
DEALT BY:			
DRAWN BY:	CHECKED BY:		
DRAWING TITLE: THIRTEENTH FLOOR SLAB DETAILS			
DATE: NOV 2014	SCALE: As Mentioned	REGISTRATION NO.: 13 LSMC	Drawing No.: STR-B-TH-10

NOTES

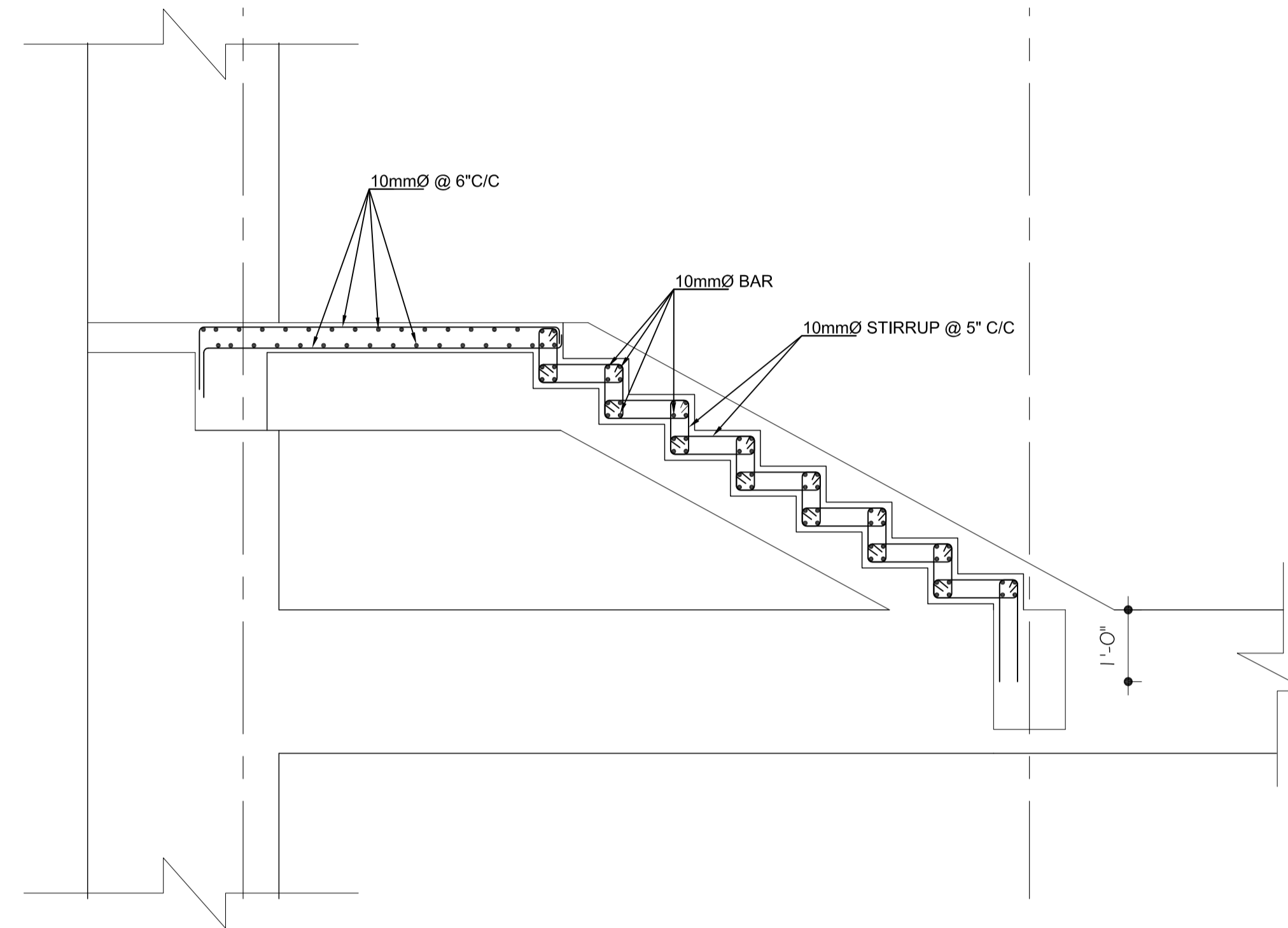
1. ALL DIMENSIONS ARE IN INCH UNLESS NOTED OTHERWISE.
2. WRITTEN DIMENSIONS SHALL BE FOLLOWED. DRAWINGS ARE NOT TO BE SCALED.
3. GRADE OF CONCRETE MIX SHALL BE M-20 CONFORMING TO I.S.:456-2000 UNLESS NOTED OTHERWISE.
4. REINFORCEMENT SHALL BE HIGH STRENGTH DEFORMED BARS OF GRADE Fe500 FOR MAIN REINFORCEMENT AND SHEAR REINFORCEMENTS
5. CLEAR COVER TO REINFORCEMENT SHALL BE AS FOLLOWS
BEAM S 25MM SLABS =20MM AND COLUMNS=40MM
6. ANY DISCREPANCIES FOUND IN DIMENSIONS IN ANY OF THE DRAWINGS SHALL BE CLARIFIED WITH THE ENGINEER IN CHARGE BEFORE EXECUTION OF WORK AT SITE.
7. THE CONTRACTOR SHALL INSPECT & VERIFY ALL DIMENSIONS & LEVELS IN THE DRAWINGS AND SHALL COORDINATE WITH ACTUAL SITE CONDITIONS. ANY DISCREPANCY FOUND SHALL BE BROUGHT TO NOTICE OF THE ENGINEER IN CHARGE BEFORE EXECUTION OF WORK AT SITE.
8. THIS DRAWING SHALL BE READ IN CONJUNCTION WITH ALL OTHER STRUCTURAL, ARCHITECTURAL, ELECTRICAL, PLUMBING & WATER SUPPLY DRAWINGS AND ALL OTHER SERVICES DRAWINGS AND THE TENDER DOCUMENT.



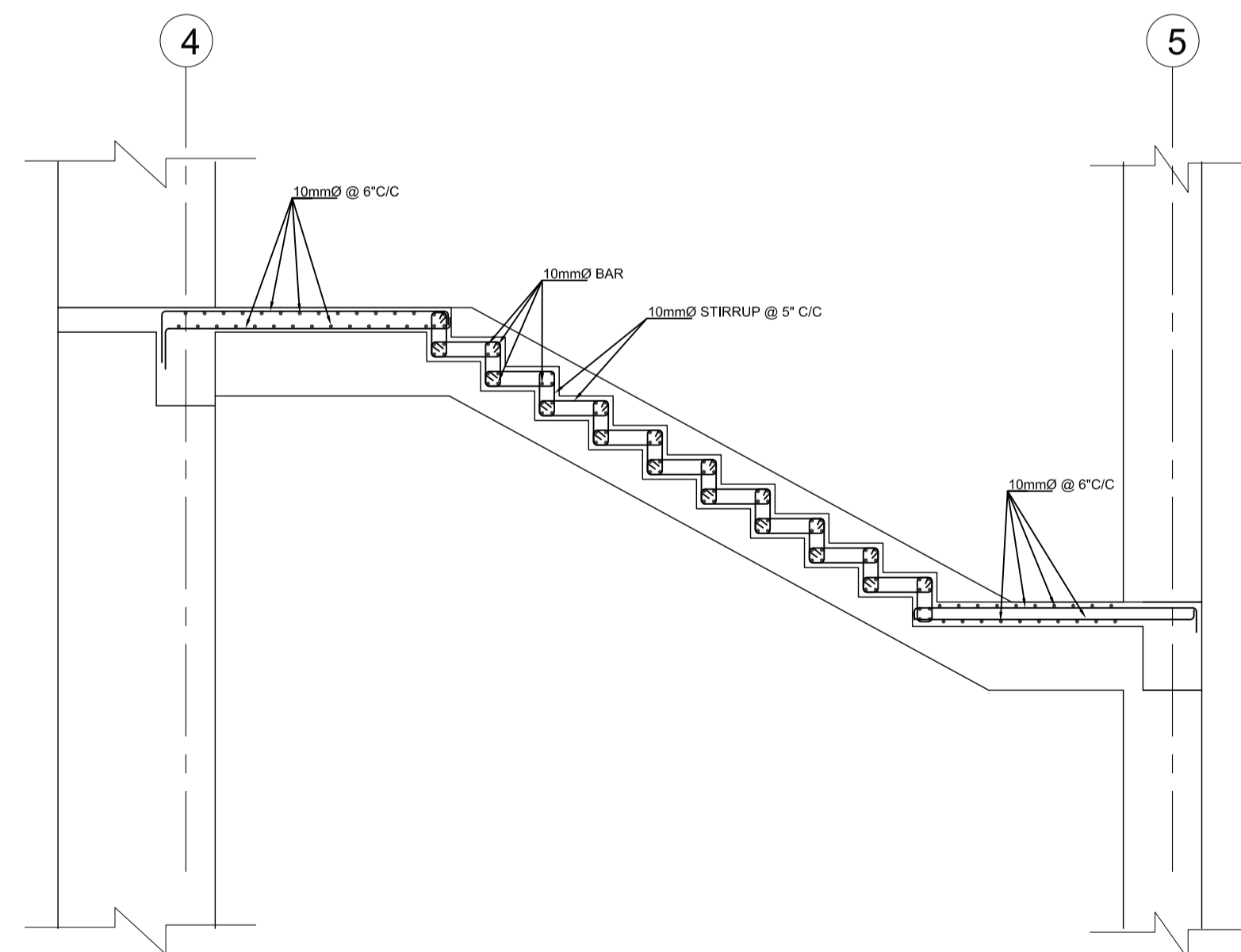
STAIR PLAN OF 14TH FLOOR



STAIR BEAM SECTION



SECTION AT 1-1
SCALE: 1/4"-1'-0"



SECTION AT 2-2
SCALE: 1/4"-1'-0"

OWNER: DOWNTOWN HOUSING CO. PVT.LTD			
SIGNATURE:		DESIGNATION:	
BUILDING TYPE: APARTMENT		LOCATION: CHAPRAHIL, LALITPUR, NEPAL	
PLOT NO.: 1242, 1243, 1244, 574, 600, 603, 605, 8		AREA: 11-12-0-1	
DEALT BY:		CHECKED BY:	
DRAWN BY:		CHECKED BY:	
DRAWING TITLE: STAIRCASE AT THIRTEENTH TO FOURTEENTH FLOOR			
DATE: NOV.2014	SCALE: As Mentioned	REGISTRATION NO.: 13 LSMC	Drawing No. STR-B-TH-11