

BLOCK-B
SECOND/THIRD FLOOR FRAMMING PLAN
 ALL BEAMS SHALL BE 12"x20" UNLESS MENTIONED OTHERWISE
 SCALE : 1/8" = 1'-0"

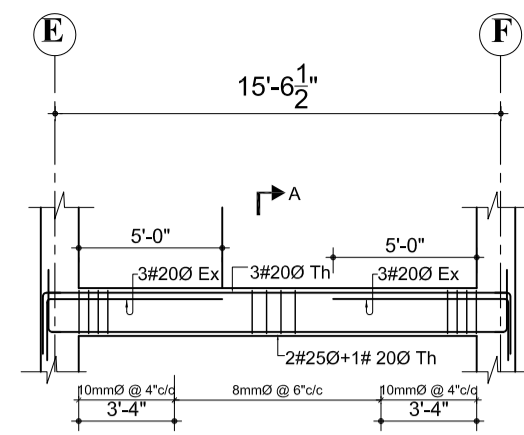
- NOTES**
1. ALL DIMENSIONS ARE IN INCH UNLESS NOTED OTHERWISE.
 2. WRITTEN DIMENSIONS SHALL BE FOLLOWED. DRAWINGS ARE NOT TO BE SCALED.
 3. GRADE OF CONCRETE MIX SHALL BE M-20 CONFORMING TO I.S.:456-2000 UNLESS NOTED OTHERWISE.
 4. REINFORCEMENT SHALL BE HIGH STRENGTH DEFORMED BARS OF GRADE Fe500 FOR MAIN REINFORCEMENT AND SHEAR REINFORCEMENTS
 5. CLEAR COVER TO REINFORCEMENT SHALL BE AS FOLLOWS
SLABS = 20MM
 6. ANY DISCREPANCIES FOUND IN DIMENSIONS IN ANY OF THE DRAWINGS SHALL BE CLARIFIED WITH THE ENGINEER IN CHARGE BEFORE EXECUTION OF WORK AT SITE.
 7. THE CONTRACTOR SHALL INSPECT & VERIFY ALL DIMENSIONS & LEVELS IN THE DRAWINGS AND SHALL COORDINATE WITH ACTUAL SITE CONDITIONS. ANY DISCREPANCY FOUND SHALL BE BROUGHT TO NOTICE OF THE ENGINEER IN CHARGE BEFORE EXECUTION OF WORK AT SITE.
 8. THIS DRAWING SHALL BE READ IN CONJUNCTION WITH ALL OTHER STRUCTURAL, ARCHITECTURAL, ELECTRICAL, PLUMBING & WATER SUPPLY DRAWINGS AND ALL OTHER SERVICES DRAWINGS AND THE TENDER DOCUMENT.

OWNER: DOWNTOWN HOUSING CO. PVT.LTD	
SIGNATURE:	DESIGNATION:
BUILDING TYPE: APARTMENT	LOCATION: CHAPRAHIL, LALITPUR, NEPAL
PLOT NO.: 1242, 1243, 1244, 574, 600, 603, 605,8	AREA: 11-12-0-1
DEALT BY:	
DRAWN BY:	CHECKED BY:

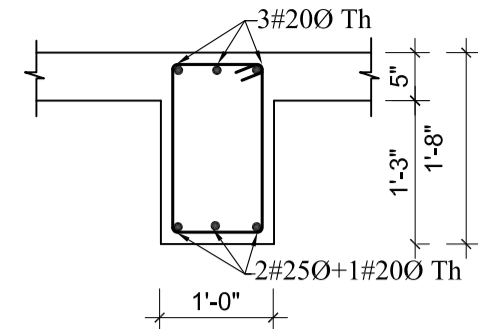
DRAWING TITLE: SECOND/THIRD BEAM/SLAB DETAILS			
DATE: NOV 2014	SCALE: As Mentioned	REGISTRATION NO: 13 LSMC	Drawing No. STR/B-ST-01

NOTES

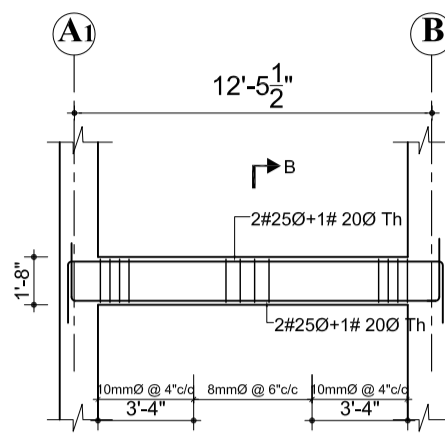
1. ALL DIMENSIONS ARE IN INCH UNLESS NOTED OTHERWISE.
2. WRITTEN DIMENSIONS SHALL BE FOLLOWED. DRAWINGS ARE NOT TO BE SCALED.
3. GRADE OF CONCRETE MIX SHALL BE M-20 CONFORMING TO I.S.:456-2000 UNLESS NOTED OTHERWISE.
4. REINFORCEMENT SHALL BE HIGH STRENGTH DEFORMED BARS OF GRADE Fe500 FOR MAIN REINFORCEMENT AND SHEAR REINFORCEMENTS
5. CLEAR COVER TO REINFORCEMENT SHALL BE AS FOLLOWS
SLABS = 20MM
6. ANY DISCREPANCIES FOUND IN DIMENSIONS IN ANY OF THE DRAWINGS SHALL BE CLARIFIED WITH THE ENGINEER IN CHARGE BEFORE EXECUTION OF WORK AT SITE.
7. THE CONTRACTOR SHALL INSPECT & VERIFY ALL DIMENSIONS & LEVELS IN THE DRAWINGS AND SHALL COORDINATE WITH ACTUAL SITE CONDITIONS. ANY DISCREPANCY FOUND SHALL BE BROUGHT TO NOTICE OF THE ENGINEER IN CHARGE BEFORE EXECUTION OF WORK AT SITE.
8. THIS DRAWING SHALL BE READ IN CONJUNCTION WITH ALL OTHER STRUCTURAL, ARCHITECTURAL, ELECTRICAL, PLUMBING & WATER SUPPLY DRAWINGS AND ALL OTHER SERVICES DRAWINGS AND THE TENDER DOCUMENT.



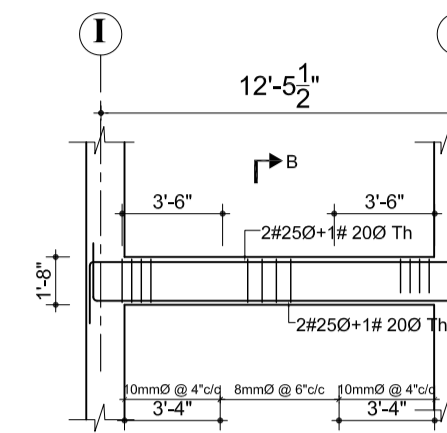
**SECOND/THIRD FLOOR BEAM
GRID 1-1**



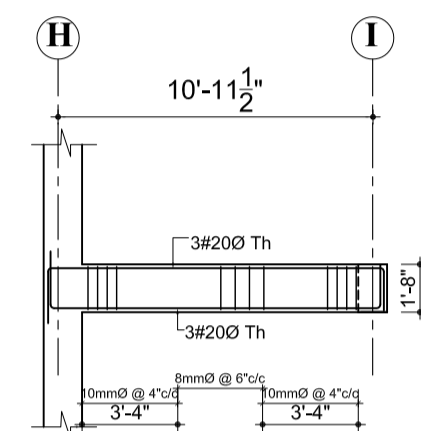
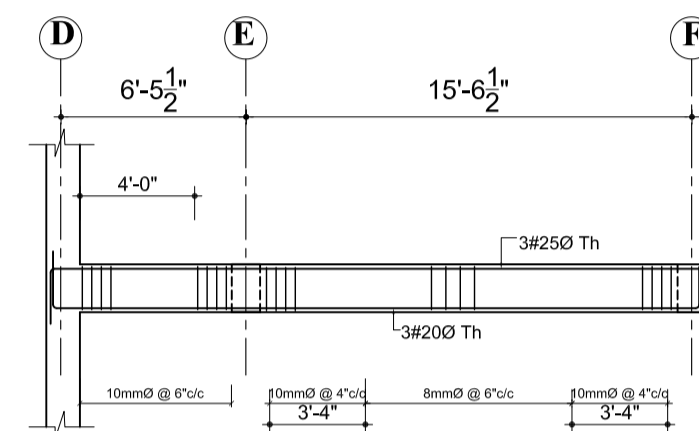
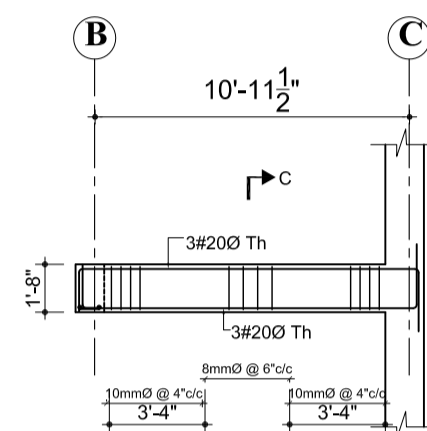
SECTION AT A
SCALE: 1" = 2'-0"



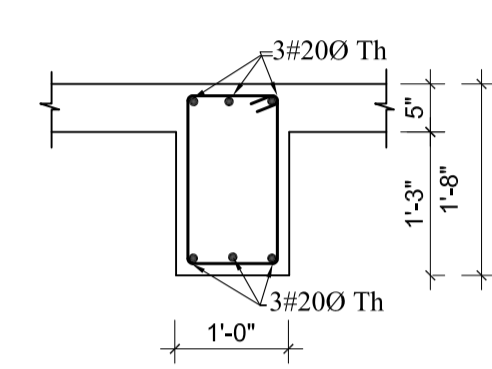
**SECOND/THIRD FLOOR BEAM
GRID 2-2**



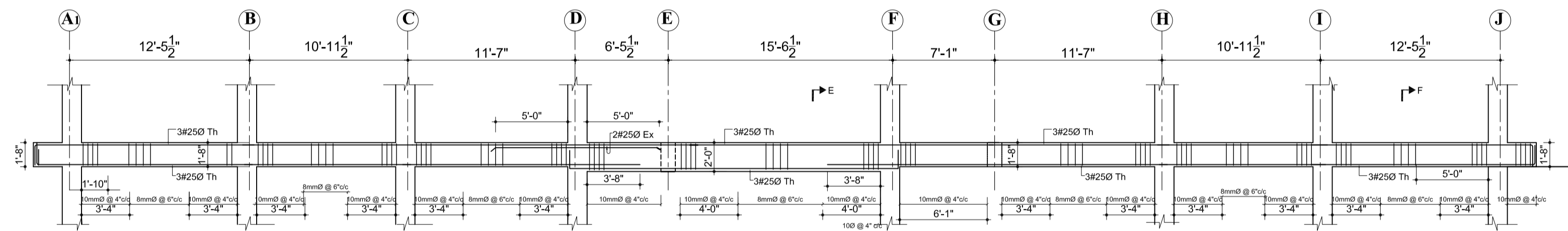
SECTION AT B
SCALE: 1" = 2'-0"



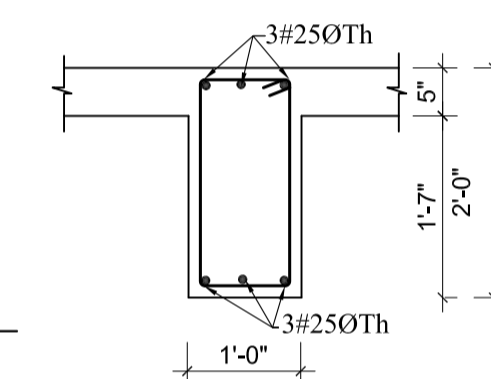
**SECOND/THIRD FLOOR BEAM
GRID 3-3**



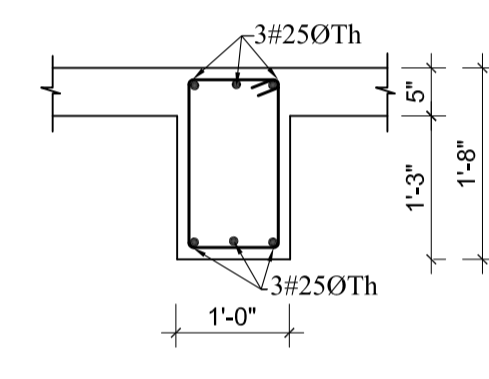
SECTION AT C
SCALE: 1" = 2'-0"



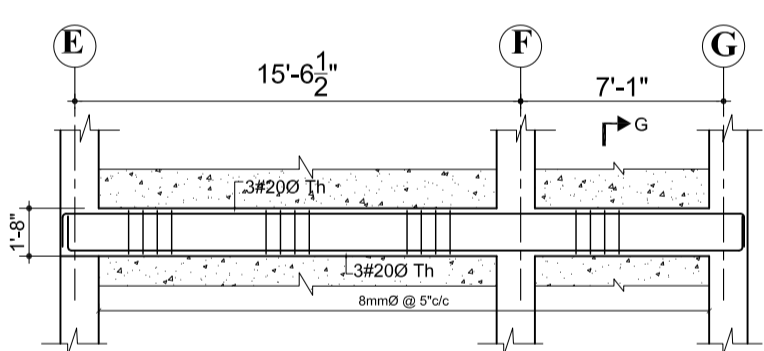
**SECOND/THIRD FLOOR BEAM
GRID 4-4**



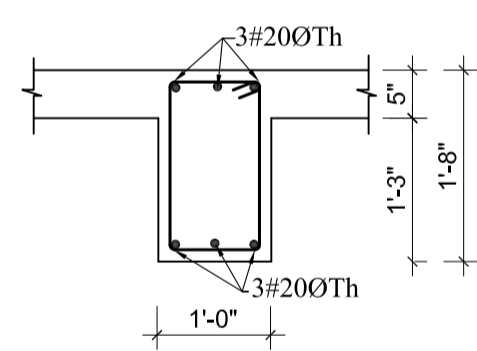
SECTION AT E
SCALE: 1" = 2'-0"



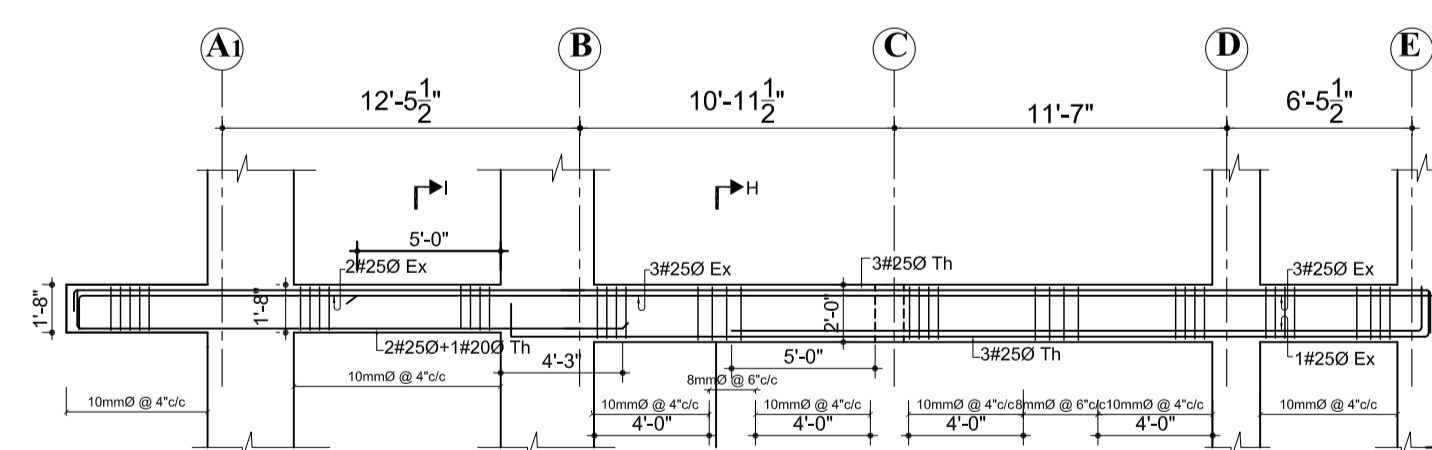
SECTION AT F
SCALE: 1" = 2'-0"



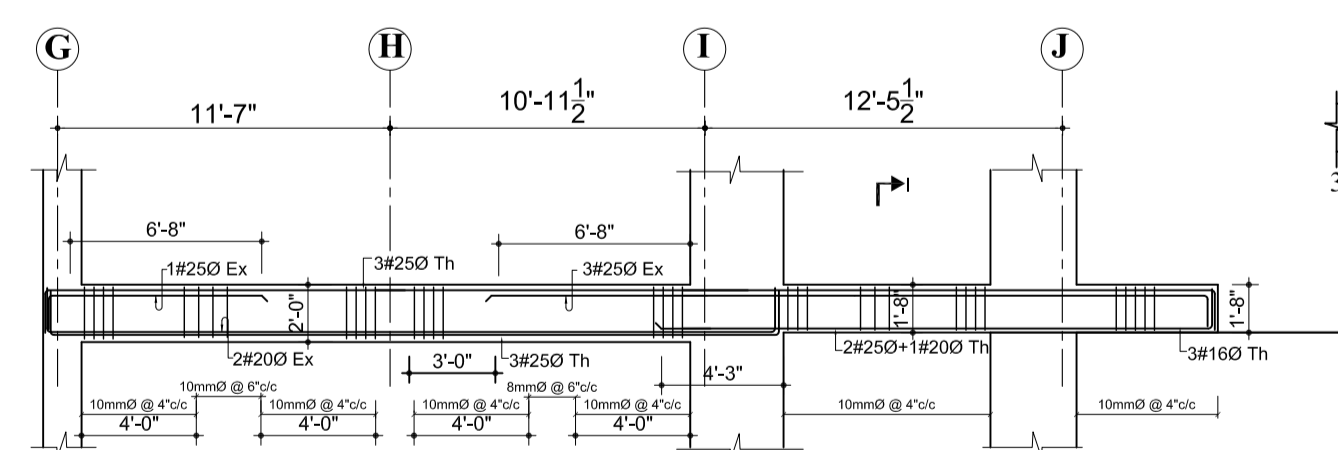
**SECOND/THIRD FLOOR BEAM
GRID 5-5**



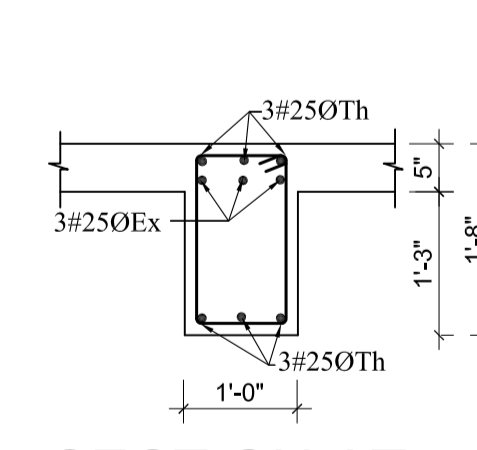
SECTION AT G
SCALE: 1" = 2'-0"



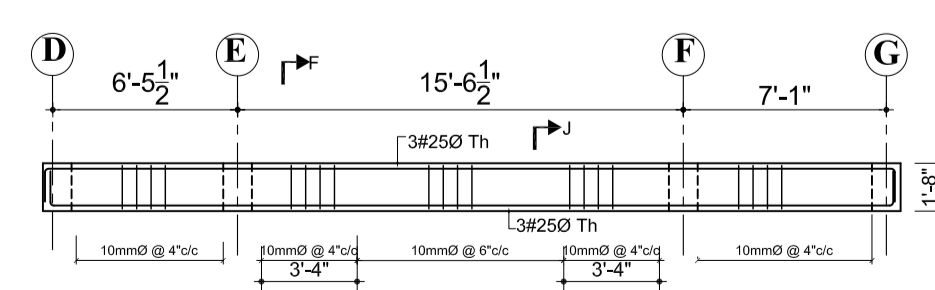
**SECOND/THIRD FLOOR BEAM
GRID 5-5**



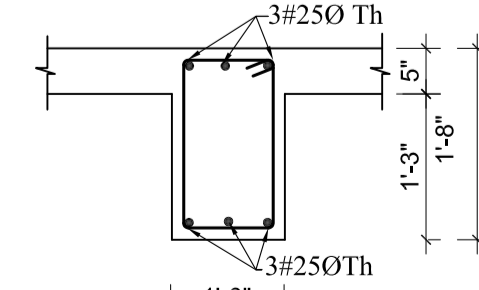
SECTION AT H
SCALE: 1" = 2'-0"



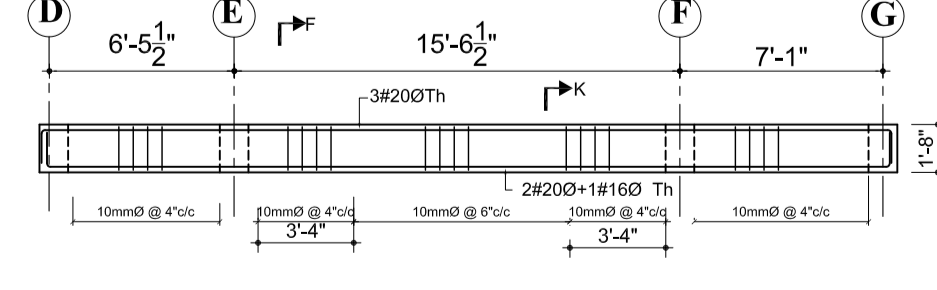
SECTION AT I
SCALE: 1" = 2'-0"



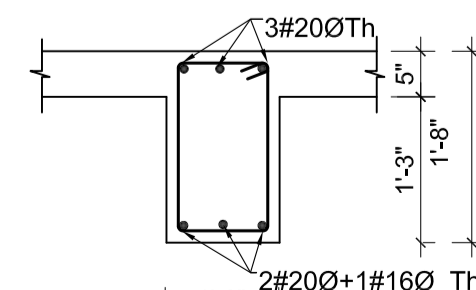
**SECOND/THIRD FLOOR BEAM
GRID 6-6**



SECTION AT J
SCALE: 1" = 2'-0"



**SECOND/THIRD FLOOR BEAM
GRID 6-6**

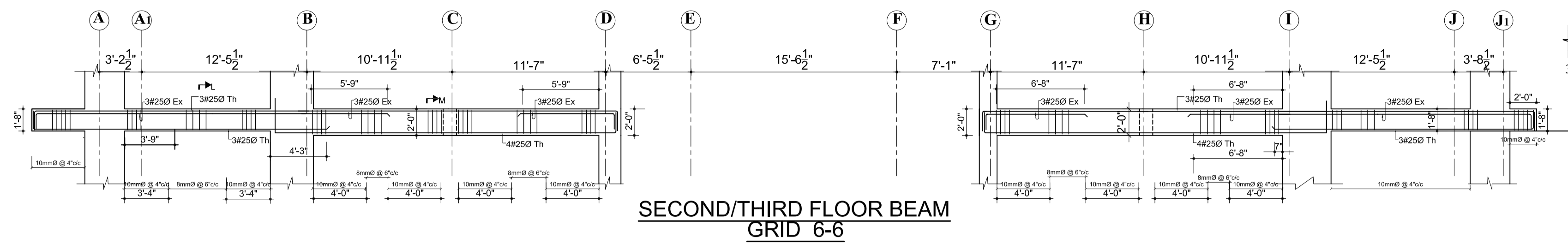


SECTION AT K
SCALE: 1" = 2'-0"

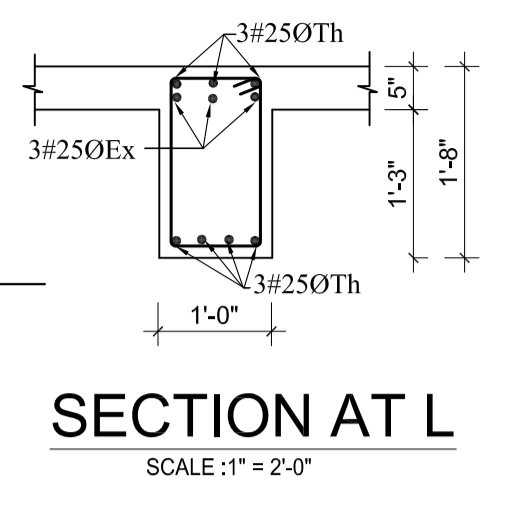
OWNER: DOWNTOWN HOUSING CO. PVT.LTD			
SIGNATURE:		DESIGNATION:	
BUILDING TYPE: APARTMENT		LOCATION: CHAPPAHILL, LALITPUR, NEPAL	
PLOT NO.: 1242, 1243, 1244, 574, 600, 603, 605, 8		AREA: 11-12-0-1	
DEALT BY:		CHECKED BY:	
DRAWN BY:		CHECKED BY:	
DRAWING TITLE: SECOND/THIRD BEAM/SLAB DETAILS			
DATE: NOV 2014	SCALE: As Mentioned	REGISTRATION NO: 13 LSMC	Drawing No. STR/B-ST-02

NOTES

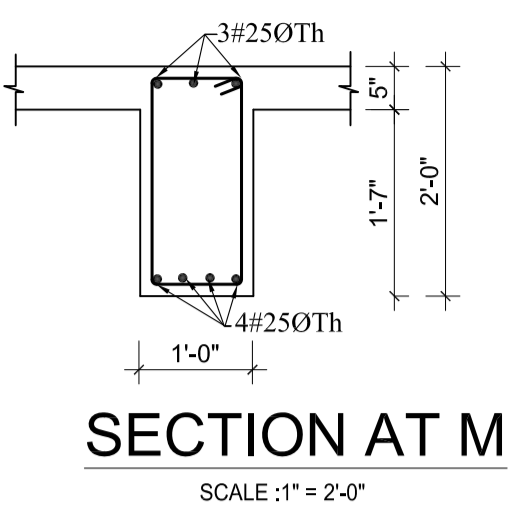
1. ALL DIMENSIONS ARE IN INCH UNLESS NOTED OTHERWISE.
2. WRITTEN DIMENSIONS SHALL BE FOLLOWED. DRAWINGS ARE NOT TO BE SCALED.
3. GRADE OF CONCRETE MIX SHALL BE M-20 CONFORMING TO I.S.:456-2000 UNLESS NOTED OTHERWISE.
4. REINFORCEMENT SHALL BE HIGH STRENGTH DEFORMED BARS OF GRADE Fe500 FOR MAIN REINFORCEMENT AND SHEAR REINFORCEMENTS
5. CLEAR COVER TO REINFORCEMENT SHALL BE AS FOLLOWS
SLABS = 20MM
6. ANY DISCREPANCIES FOUND IN DIMENSIONS IN ANY OF THE DRAWINGS SHALL BE CLARIFIED WITH THE ENGINEER IN CHARGE BEFORE EXECUTION OF WORK AT SITE.
7. THE CONTRACTOR SHALL INSPECT & VERIFY ALL DIMENSIONS & LEVELS IN THE DRAWINGS AND SHALL COORDINATE WITH ACTUAL SITE CONDITIONS. ANY DISCREPANCY FOUND SHALL BE BROUGHT TO NOTICE OF THE ENGINEER IN CHARGE BEFORE EXECUTION OF WORK AT SITE.
8. THIS DRAWING SHALL BE READ IN CONJUNCTION WITH ALL OTHER STRUCTURAL, ARCHITECTURAL, ELECTRICAL, PLUMBING & WATER SUPPLY DRAWINGS AND ALL OTHER SERVICES DRAWINGS AND THE TENDER DOCUMENT.



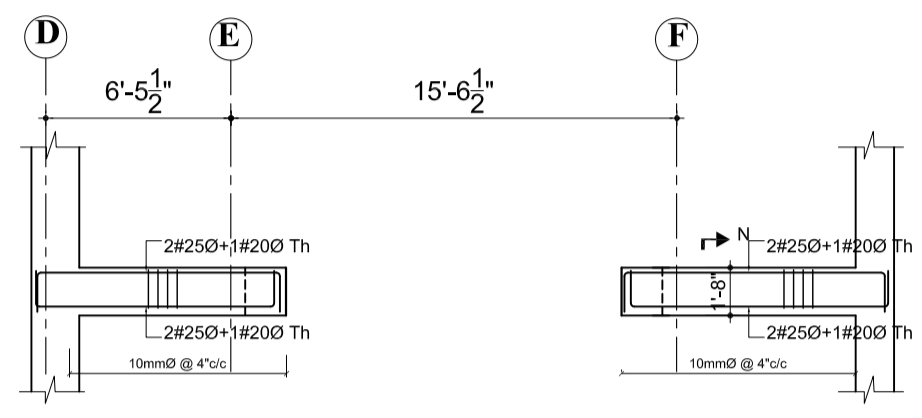
**SECOND/THIRD FLOOR BEAM
GRID 6-6**



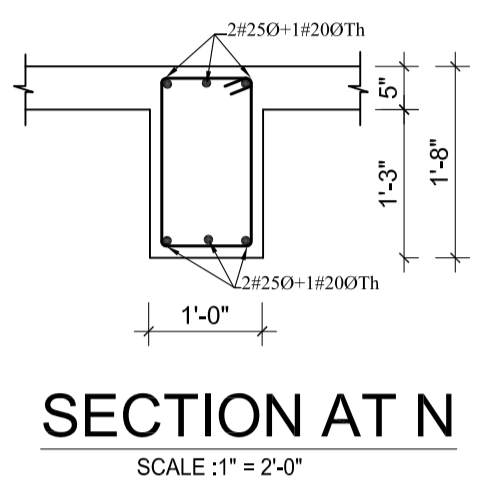
SECTION AT L
SCALE: 1" = 2'-0"



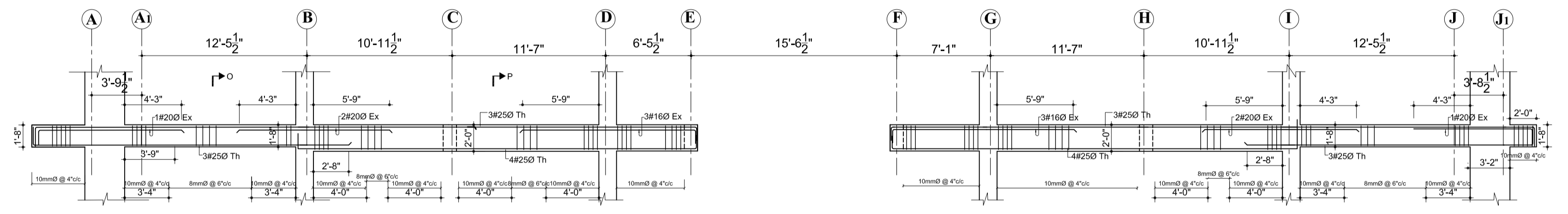
SECTION AT M
SCALE: 1" = 2'-0"



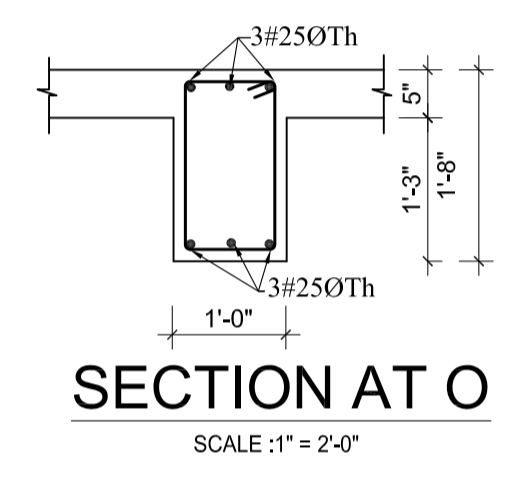
**SECOND/THIRD FLOOR BEAM
GRID 7-7'**



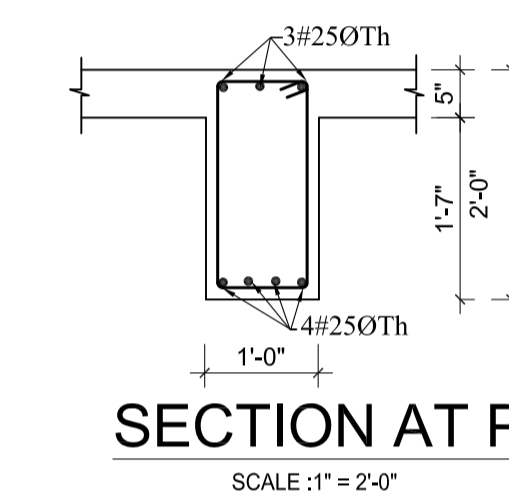
SECTION AT N
SCALE: 1" = 2'-0"



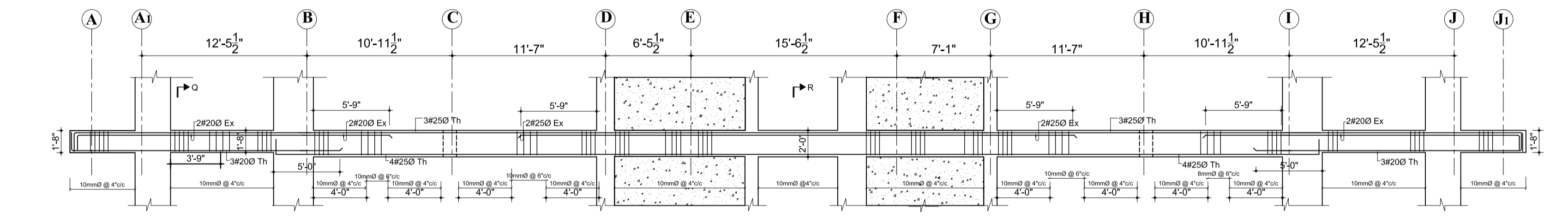
**SECOND/THIRD FLOOR BEAM
GRID 7-7**



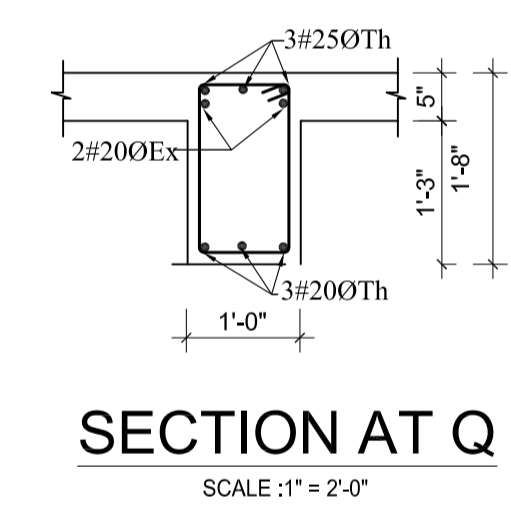
SECTION AT O
SCALE: 1" = 2'-0"



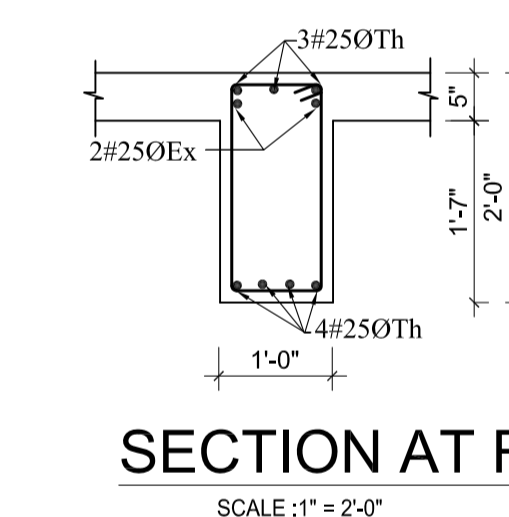
SECTION AT P
SCALE: 1" = 2'-0"



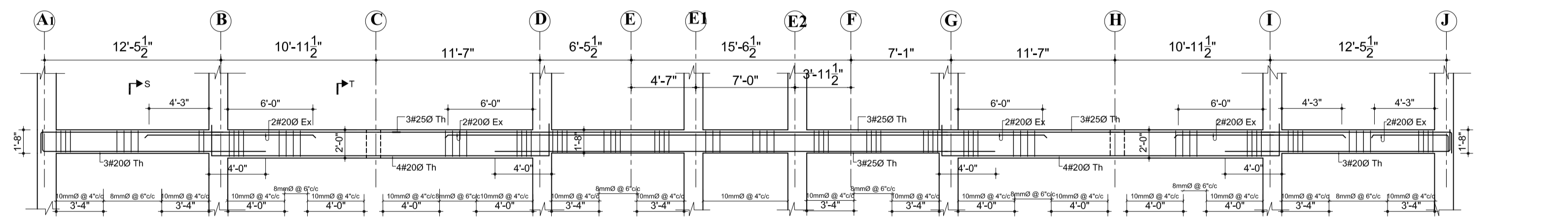
**SECOND/THIRD FLOOR BEAM
GRID 8-8**



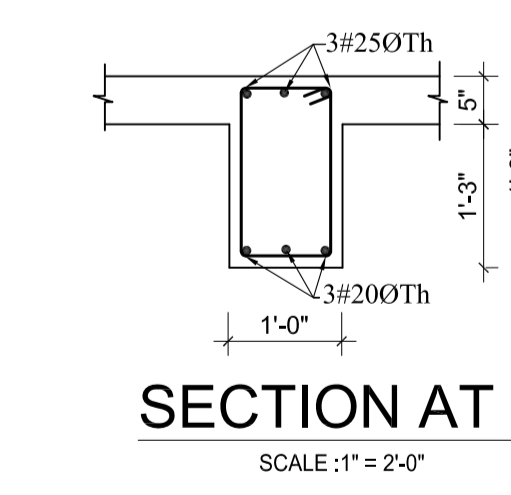
SECTION AT Q
SCALE: 1" = 2'-0"



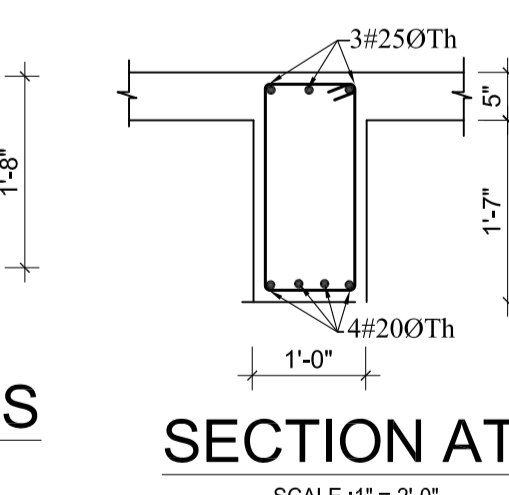
SECTION AT R
SCALE: 1" = 2'-0"



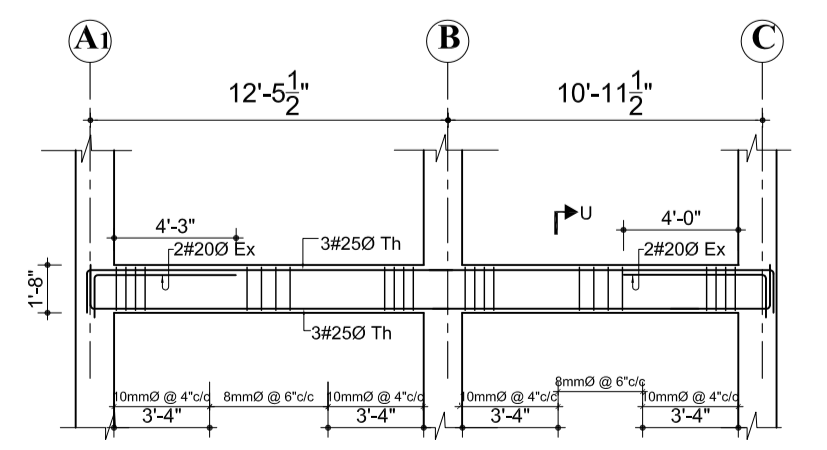
**SECOND/THIRD FLOOR BEAM
GRID 9-9**



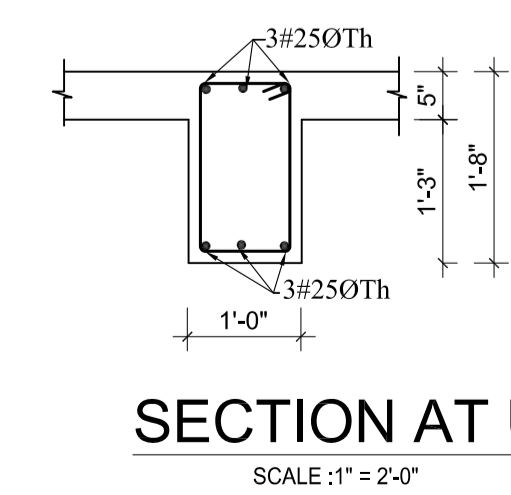
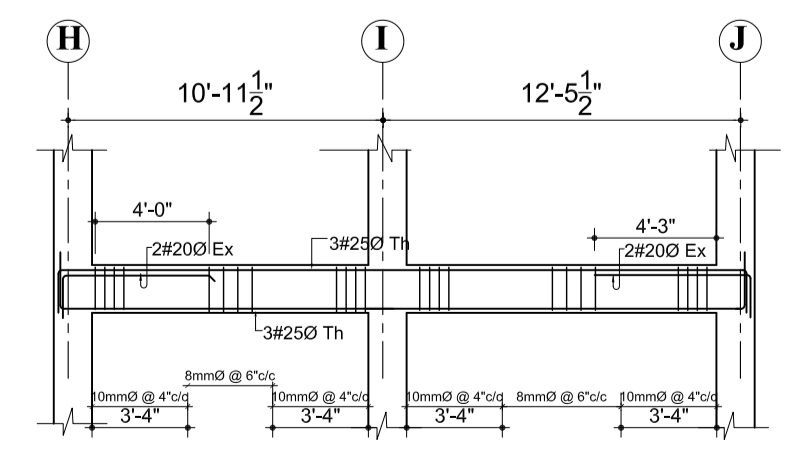
SECTION AT S
SCALE: 1" = 2'-0"



SECTION AT T
SCALE: 1" = 2'-0"



**SECOND/THIRD FLOOR BEAM
GRID 10-10**

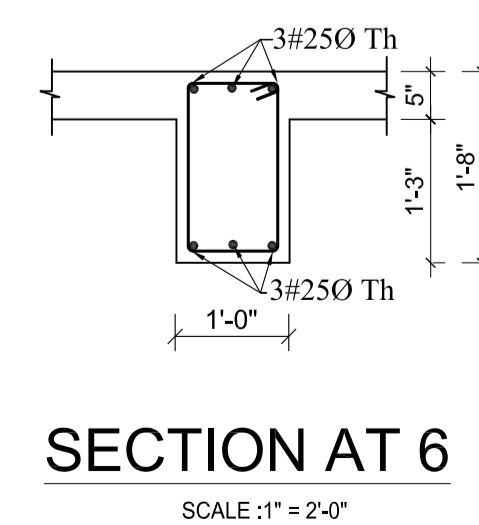
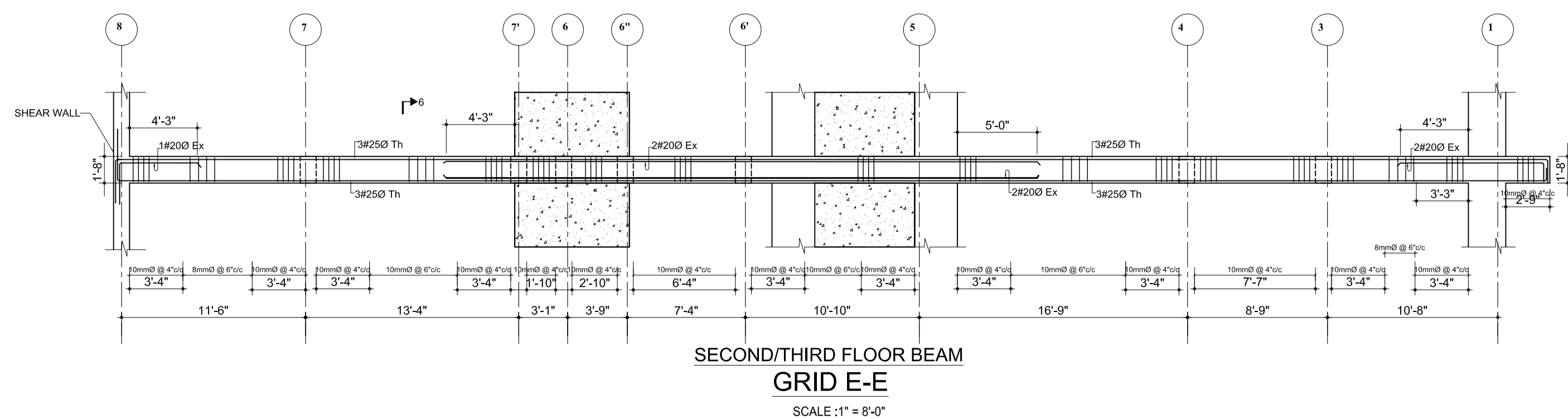
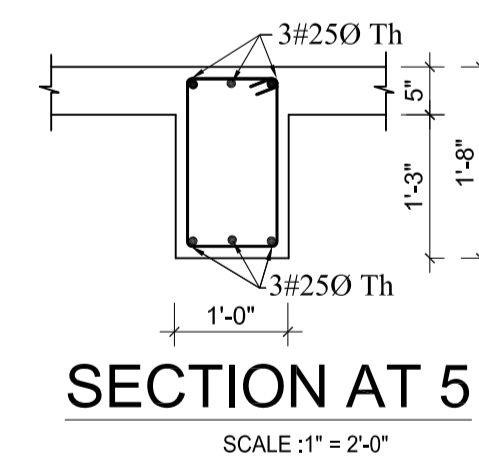
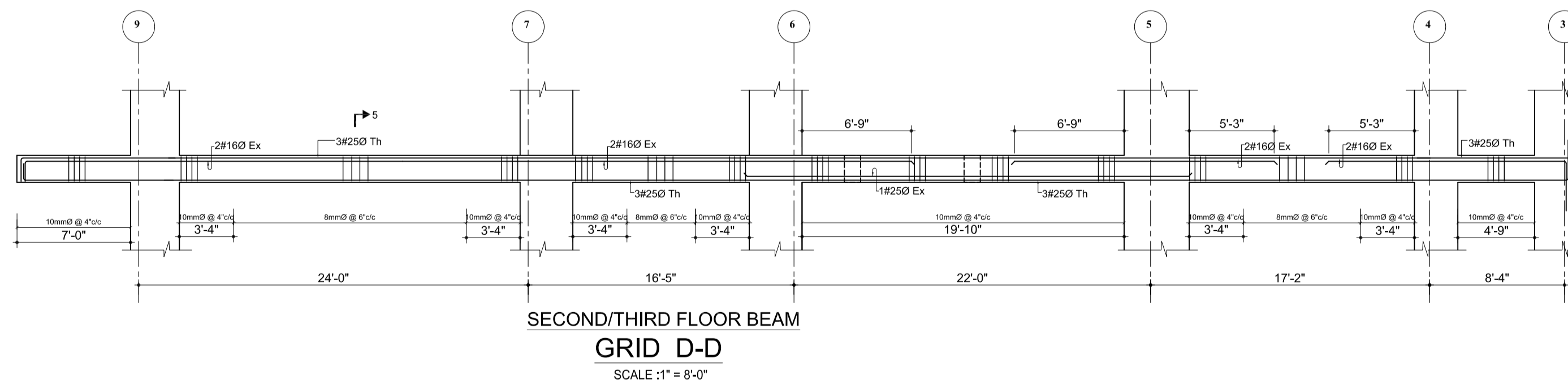
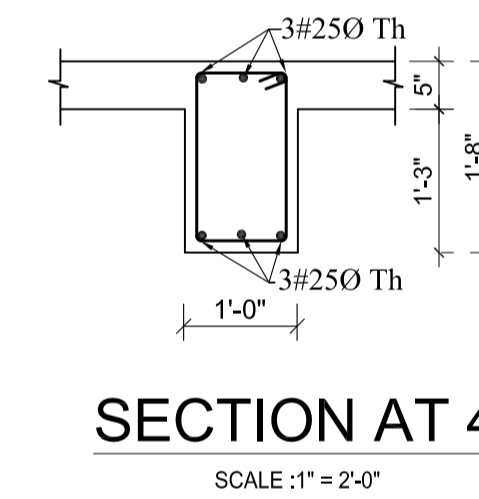
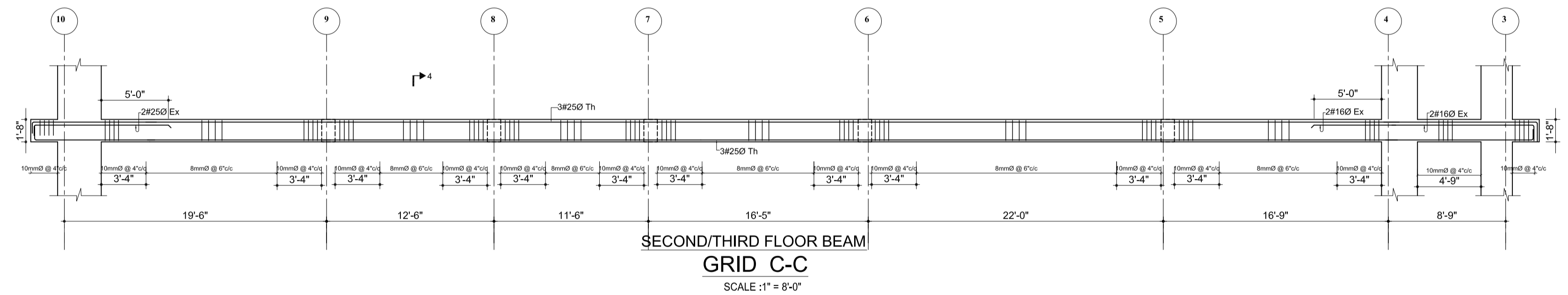
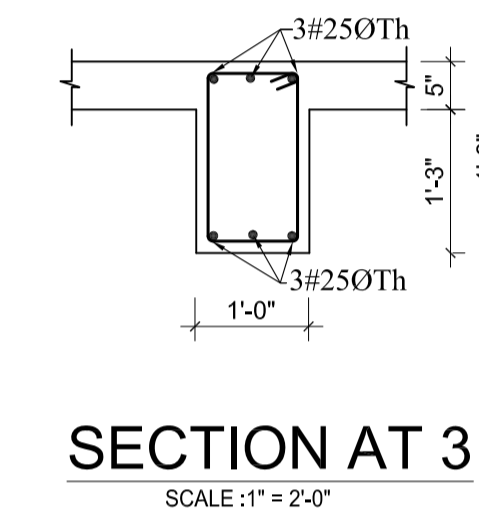
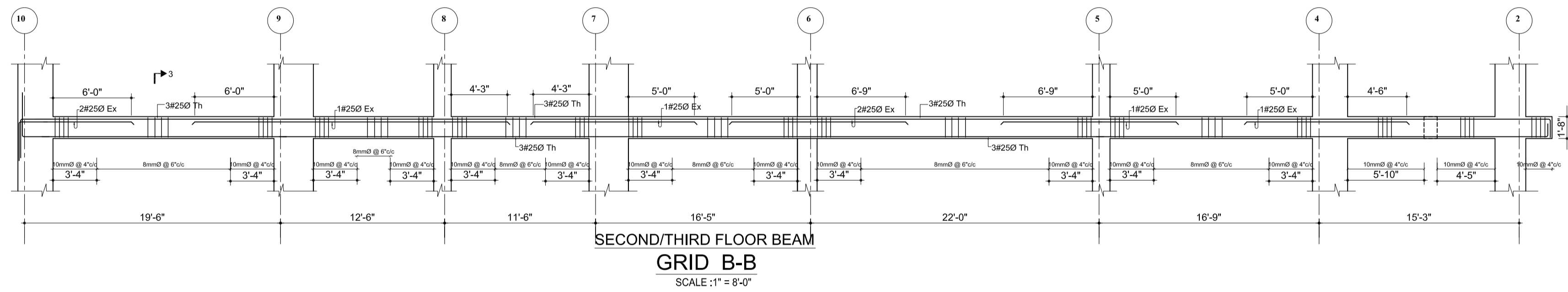
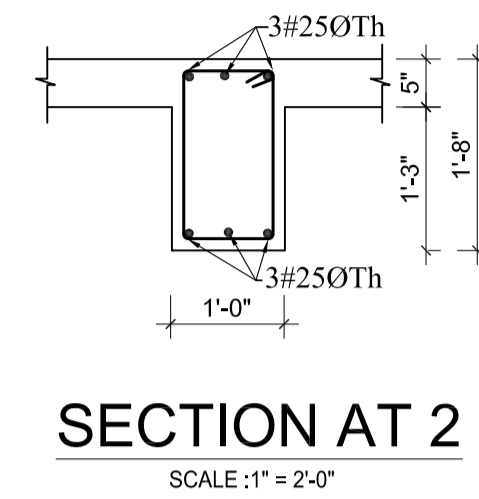
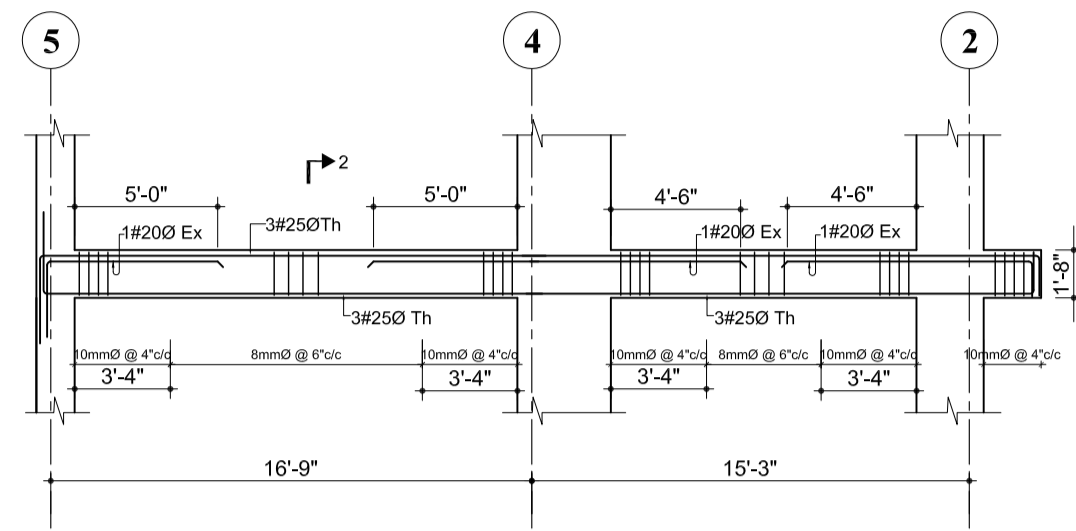
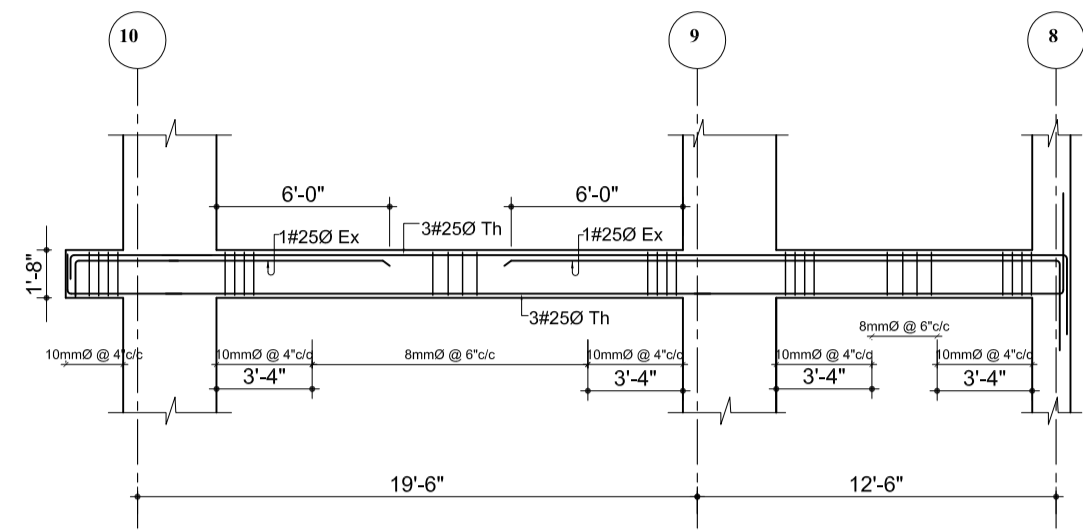
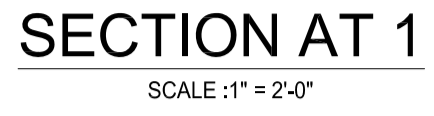
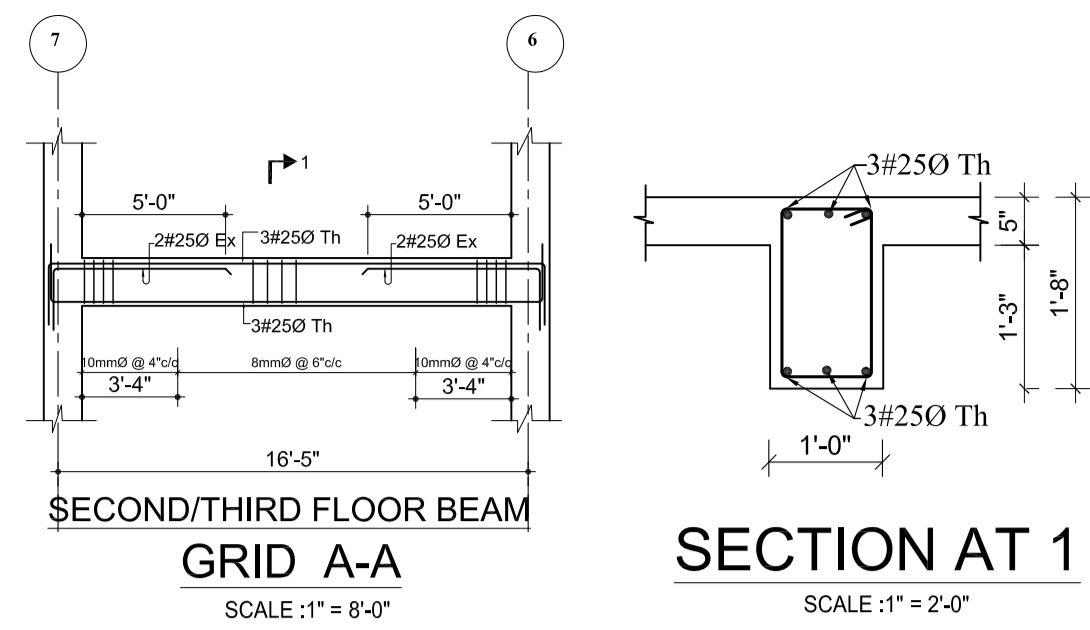


SECTION AT U
SCALE: 1" = 2'-0"

OWNER: DOWNTOWN HOUSING CO. PVT.LTD			
SIGNATURE:		DESIGNATION:	
BUILDING TYPE: APARTMENT		LOCATION: CHAPPAHIL, LALITPUR, NEPAL	
PLOT NO.: 1242, 1243, 1244, 574, 600, 603, 605, 8		AREA: 11-12-0-1	
DEALT BY:		CHECKED BY:	
DRAWN BY:		CHECKED BY:	
DRAWING TITLE: SECOND/THIRD BEAM/SLAB DETAILS			
DATE: NOV 2014	SCALE: As Mentioned	REGISTRATION NO.: 13 LSMC	Drawing No. STR/B-ST-03

NOTES

1. ALL DIMENSIONS ARE IN INCH UNLESS NOTED OTHERWISE.
2. WRITTEN DIMENSIONS SHALL BE FOLLOWED. DRAWINGS ARE NOT TO BE SCALED.
3. GRADE OF CONCRETE MIX SHALL BE M-20 CONFORMING TO I.S.:456-2000 UNLESS NOTED OTHERWISE.
4. REINFORCEMENT SHALL BE HIGH STRENGTH DEFORMED BARS OF GRADE Fe500 FOR MAIN REINFORCEMENT AND SHEAR REINFORCEMENTS
5. CLEAR COVER TO REINFORCEMENT SHALL BE AS FOLLOWS
SLABS = 20MM
6. ANY DISCREPANCIES FOUND IN DIMENSIONS IN ANY OF THE DRAWINGS SHALL BE CLARIFIED WITH THE ENGINEER IN CHARGE BEFORE EXECUTION OF WORK AT SITE.
7. THE CONTRACTOR SHALL INSPECT & VERIFY ALL DIMENSIONS & LEVELS IN THE DRAWINGS AND SHALL COORDINATE WITH ACTUAL SITE CONDITIONS. ANY DISCREPANCY FOUND SHALL BE BROUGHT TO NOTICE OF THE ENGINEER IN CHARGE BEFORE EXECUTION OF WORK AT SITE.
8. THIS DRAWING SHALL BE READ IN CONJUNCTION WITH ALL OTHER STRUCTURAL, ARCHITECTURAL, ELECTRICAL, PLUMBING & WATER SUPPLY DRAWINGS AND ALL OTHER SERVICES DRAWINGS AND THE TENDER DOCUMENT.



OWNER:
DOWNTOWN HOUSING CO. PVT.LTD

SIGNATURE: _____ DESIGNATION: _____

BUILDING TYPE: APARTMENT LOCATION: CHAPPAHIL, LALITPUR, NEPAL

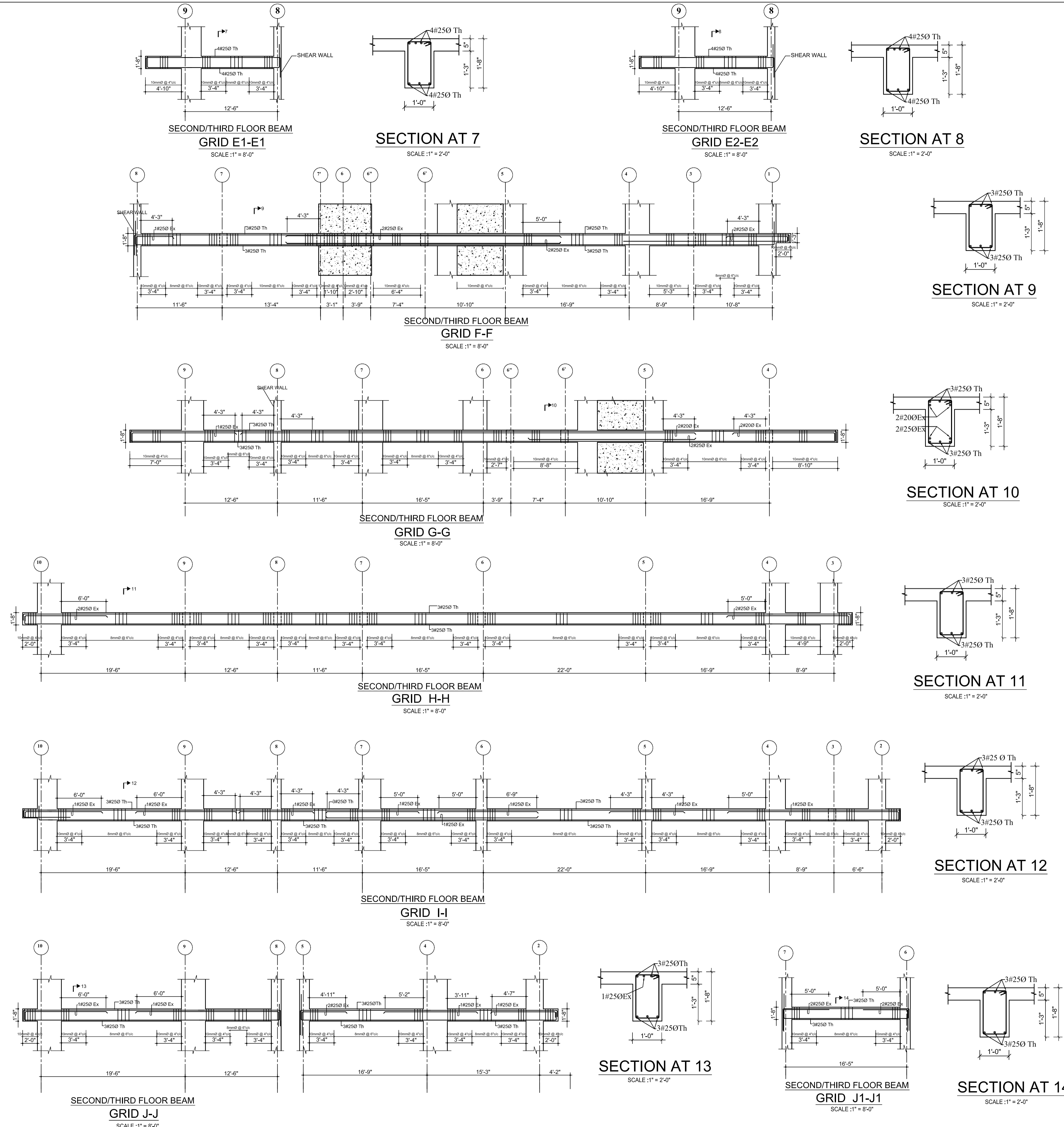
PLOT NO.: 1242, 1243, 1244, 574, 600, 603, 605, 8 AREA: 11-120-1

DEALT BY: _____

DRAWN BY: _____ CHECKED BY: _____

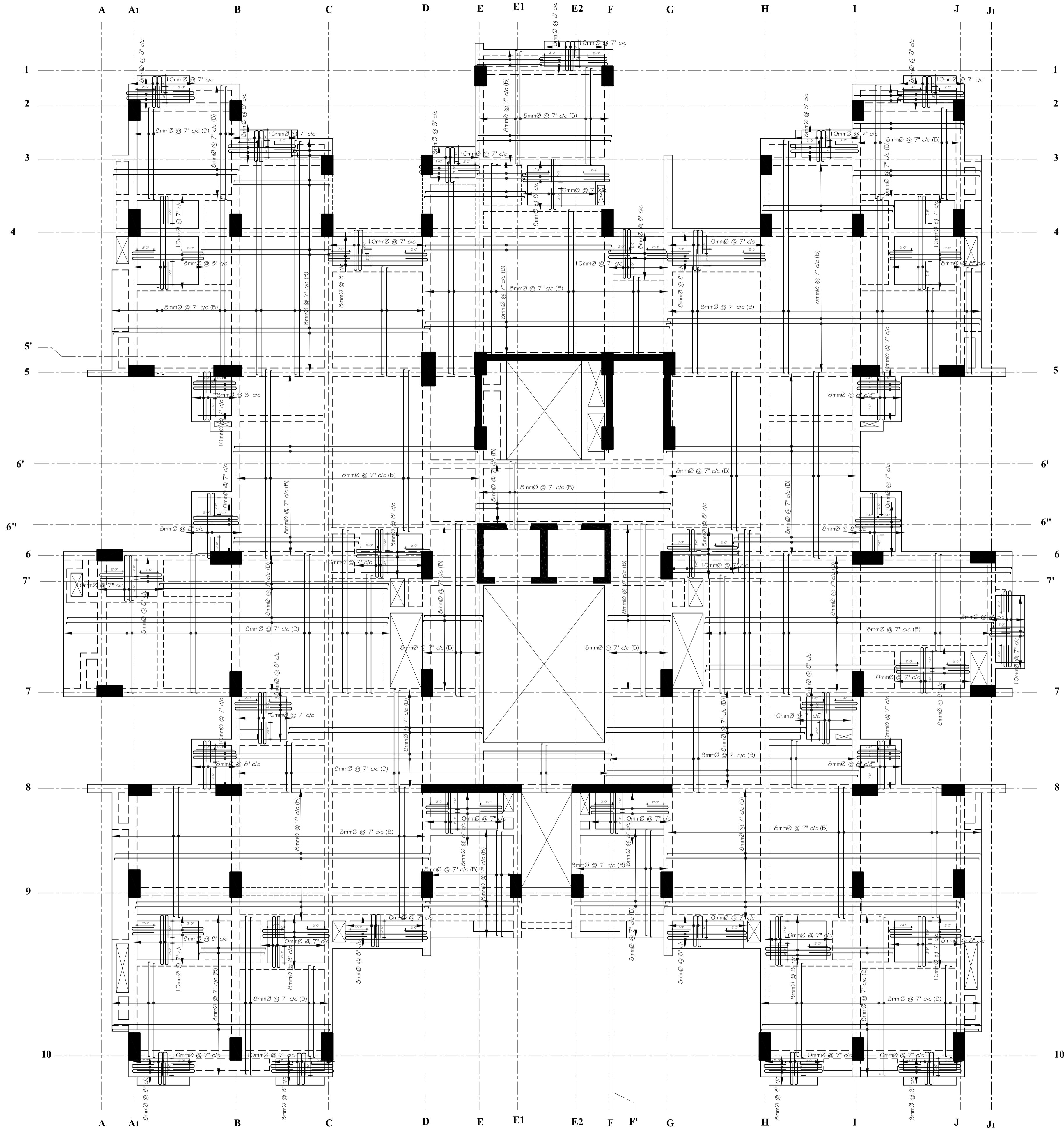
DRAWING TITLE:
SECOND/THIRD BEAM/SLAB DETAILS

DATE: NOV 2014	SCALE: As Mentioned	REGISTRATION NO.: 13 LSMC	Drawing No. STR/B-ST-04
-------------------	------------------------	------------------------------	----------------------------



- NOTES**
1. ALL DIMENSIONS ARE IN INCH UNLESS NOTED OTHERWISE.
 2. WRITTEN DIMENSIONS SHALL BE FOLLOWED. DRAWINGS ARE NOT TO BE SCALED.
 3. GRADE OF CONCRETE MIX SHALL BE M-20 CONFORMING TO I.S.:456-2000 UNLESS NOTED OTHERWISE.
 4. REINFORCEMENT SHALL BE HIGH STRENGTH DEFORMED BARS OF GRADE Fe500 FOR MAIN REINFORCEMENT AND SHEAR REINFORCEMENTS
 5. CLEAR COVER TO REINFORCEMENT SHALL BE AS FOLLOWS
SLABS = 20MM
 6. ANY DISCREPANCIES FOUND IN DIMENSIONS IN ANY OF THE DRAWINGS SHALL BE CLARIFIED WITH THE ENGINEER IN CHARGE BEFORE EXECUTION OF WORK AT SITE.
 7. THE CONTRACTOR SHALL INSPECT & VERIFY ALL DIMENSIONS & LEVELS IN THE DRAWINGS AND SHALL COORDINATE WITH ACTUAL SITE CONDITIONS. ANY DISCREPANCY FOUND SHALL BE BROUGHT TO NOTICE OF THE ENGINEER IN CHARGE BEFORE EXECUTION OF WORK AT SITE.
 8. THIS DRAWING SHALL BE READ IN CONJUNCTION WITH ALL OTHER STRUCTURAL, ARCHITECTURAL, ELECTRICAL, PLUMBING & WATER SUPPLY DRAWINGS AND ALL OTHER SERVICES DRAWINGS AND THE TENDER DOCUMENT.

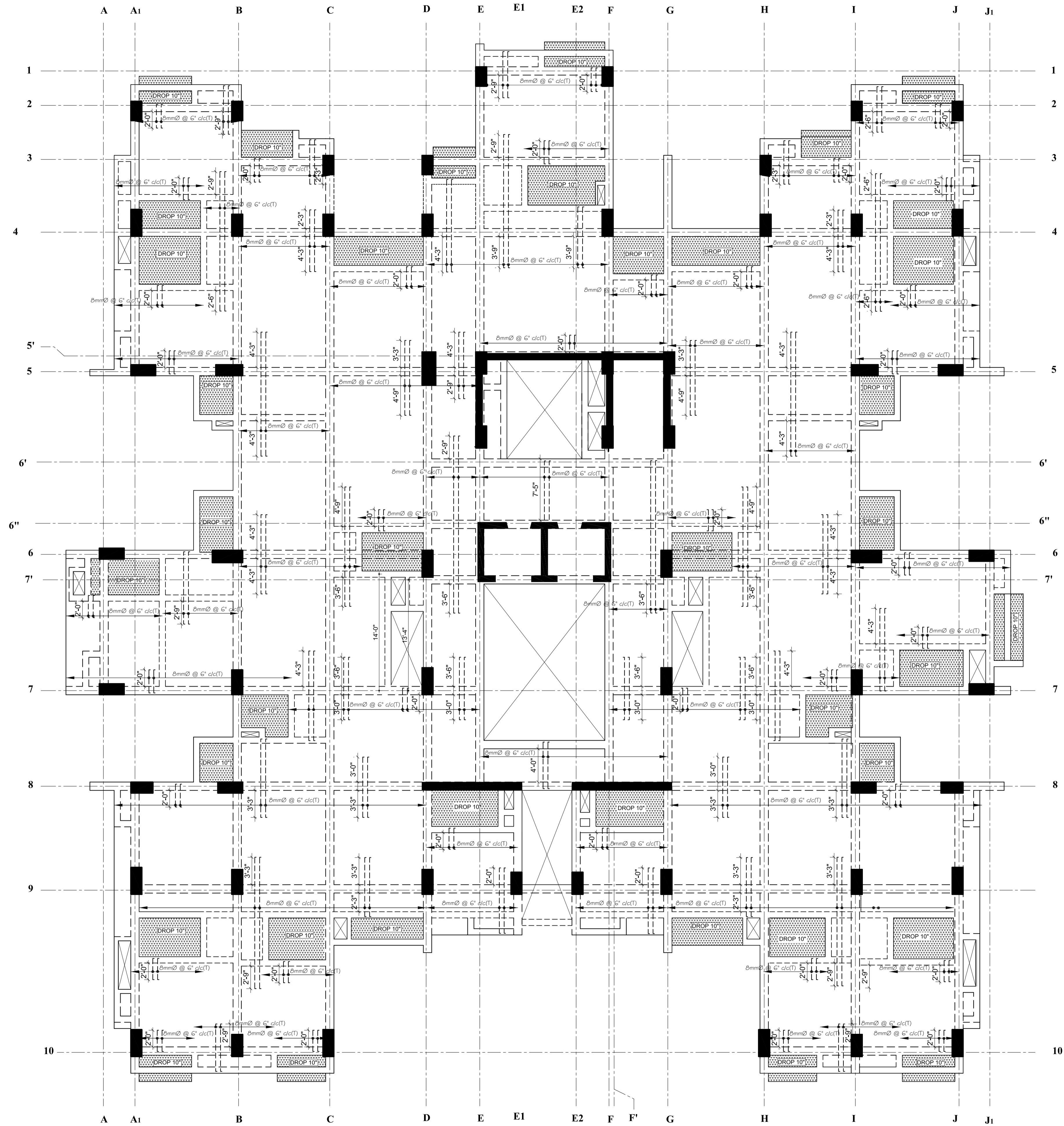
OWNER: DOWNTOWN HOUSING CO. PVT.LTD			
SIGNATURE:		DESIGNATION:	
BUILDING TYPE: APARTMENT		LOCATION: CHAPRAHIL, LALITPUR, NEPAL	
PLOT NO.: 1242, 1243, 1244, 574, 600, 603, 605, 8		AREA: 11-120-1	
DEALT BY:		CHECKED BY:	
DRAWN BY:		CHECKED BY:	
DRAWING TITLE: SECOND/THIRD BEAM/SLAB DETAILS			
DATE: NOV 2014	SCALE: As Mentioned	REGISTRATION NO.: 13 LSMC	Drawing No.: STR/B-ST-05



BLOCK B
SECOND/THIRD FLOOR SLAB (BOTTOM BAR DETAIL)
 (ALL SLABS SHALL BE 5" THK. UNLESS MENTIONED OTHERWISE)
 DISTRIBUTION BAR 8mm @ 8" c/c
 SCALE= 1/8"=1'-0"

- NOTES**
1. ALL DIMENSIONS ARE IN INCH UNLESS NOTED OTHERWISE.
 2. WRITTEN DIMENSIONS SHALL BE FOLLOWED. DRAWINGS ARE NOT TO BE SCALED.
 3. GRADE OF CONCRETE MIX SHALL BE M-20 CONFORMING TO I.S.:456-2000.
 4. REINFORCEMENT SHALL BE HIGH STRENGTH DEFORMED BARS OF GRADE Fe500 FOR MAIN REINFORCEMENT AND SHEAR REINFORCEMENTS
 5. CLEAR COVER TO REINFORCEMENT SHALL BE AS FOLLOWS BEAMS = 30MM
 6. ANY DISCREPANCIES FOUND IN DIMENSIONS IN ANY OF THE DRAWINGS SHALL BE CLARIFIED WITH THE ENGINEER IN CHARGE BEFORE EXECUTION OF WORK AT SITE.
 7. THE CONTRACTOR SHALL INSPECT & VERIFY ALL DIMENSIONS & LEVELS IN THE DRAWINGS AND SHALL COORDINATE WITH ACTUAL SITE CONDITIONS. ANY DISCREPANCY FOUND SHALL BE BROUGHT TO NOTICE OF THE ENGINEER IN CHARGE BEFORE EXECUTION OF WORK AT SITE.
 8. THIS DRAWING SHALL BE READ IN CONJUNCTION WITH ALL OTHER STRUCTURAL, ARCHITECTURAL, ELECTRICAL, PLUMBING & WATER SUPPLY DRAWINGS AND ALL OTHER SERVICES DRAWINGS AND THE TENDER DOCUMENT.

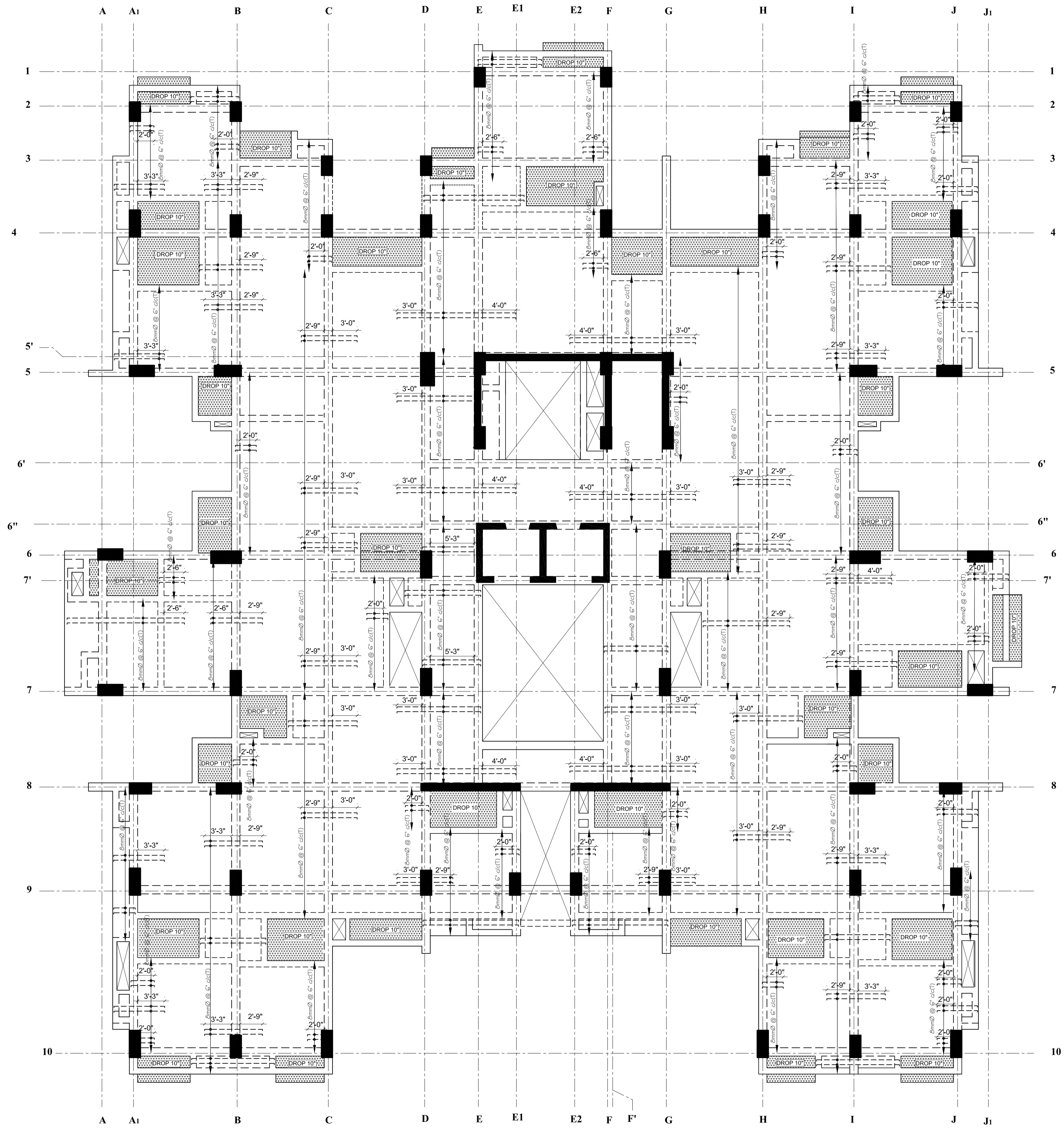
OWNER: DOWNTOWN HOUSING CO. PVT.LTD			
SIGNATURE:		DESIGNATION:	
BUILDING TYPE: APARTMENT		LOCATION: CHAPRAHIL, LALITPUR, NEPAL	
PLOT NO.: 1242, 1243, 1244, 574, 600, 603, 605,8		AREA: 11-120-1	
DEALT BY:			
DRAWN BY:		CHECKED BY:	
DRAWING TITLE: SECOND/THIRD BEAM/SLAB DETAILS			
DATE: NOV 2014	SCALE: As Mentioned	REGISTRATION NO: 13 LSMC	Drawing No. STR/B-ST-06



BLOCK B
SECOND/THIRD FLOOR SLAB (TOP BAR DETAIL) (X- AXIS)
 (ALL SLABS SHALL BE 5" THK. UNLESS MENTIONED OTHERWISE)
 DISTRIBUTION BAR 8mm @ 8" c/c
 SCALE= 1/8"=1'-0"

- NOTES**
1. ALL DIMENSIONS ARE IN INCH UNLESS NOTED OTHERWISE.
 2. WRITTEN DIMENSIONS SHALL BE FOLLOWED. DRAWINGS ARE NOT TO BE SCALED.
 3. GRADE OF CONCRETE MIX SHALL BE M-20 CONFORMING TO I.S.:456-2000.
 4. REINFORCEMENT SHALL BE HIGH STRENGTH DEFORMED BARS OF GRADE Fe500 FOR MAIN REINFORCEMENT AND SHEAR REINFORCEMENTS
 5. CLEAR COVER TO REINFORCEMENT SHALL BE AS FOLLOWS BEAMS = 30MM
 6. ANY DISCREPANCIES FOUND IN DIMENSIONS IN ANY OF THE DRAWINGS SHALL BE CLARIFIED WITH THE ENGINEER IN CHARGE BEFORE EXECUTION OF WORK AT SITE.
 7. THE CONTRACTOR SHALL INSPECT & VERIFY ALL DIMENSIONS & LEVELS IN THE DRAWINGS AND SHALL COORDINATE WITH ACTUAL SITE CONDITIONS. ANY DISCREPANCY FOUND SHALL BE BROUGHT TO NOTICE OF THE ENGINEER IN CHARGE BEFORE EXECUTION OF WORK AT SITE.
 8. THIS DRAWING SHALL BE READ IN CONJUNCTION WITH ALL OTHER STRUCTURAL, ARCHITECTURAL, ELECTRICAL, PLUMBING & WATER SUPPLY DRAWINGS AND ALL OTHER SERVICES DRAWINGS AND THE TENDER DOCUMENT.

OWNER: DOWNTOWN HOUSING CO. PVT.LTD	
SIGNATURE:	DESIGNATION:
BUILDING TYPE: APARTMENT	LOCATION: CHAPRAHIL, LALITPUR, NEPAL
PLOT NO.: 1242, 1243, 1244, 574, 600, 603, 605, 8	AREA: 11-12-0-1
DEALT BY:	
DRAWN BY:	CHECKED BY:
DRAWING TITLE: SECOND/THIRD BEAM/SLAB DETAILS	
DATE: NOV 2014	SCALE: As Mentioned
REGISTRATION NO: 13 LSMC	Drawing No. STR/B-ST-07



BLOCK B
SECOND/THIRD FLOOR SLAB (TOP BAR DETAIL) (Y- AXIS)
 (ALL SLABS SHALL BE 5" THK. UNLESS MENTIONED OTHERWISE)
 DISTRIBUTION BAR 8mm @ 8" c/c
 SCALE= 1/8"-1'-0"

NOTES

1. ALL DIMENSIONS ARE IN INCH UNLESS NOTED OTHERWISE.
2. WRITTEN DIMENSIONS SHALL BE FOLLOWED. DRAWINGS ARE NOT TO BE SCALED.
3. GRADE OF CONCRETE MIX SHALL BE M-20 CONFORMING TO I.S.:456-2000.
4. REINFORCEMENT SHALL BE HIGH STRENGTH DEFORMED BARS OF GRADE Fe500 FOR MAIN REINFORCEMENT AND SHEAR REINFORCEMENTS
5. CLEAR COVER TO REINFORCEMENT SHALL BE AS FOLLOWS BEAMS = 30MM
6. ANY DISCREPANCIES FOUND IN DIMENSIONS IN ANY OF THE DRAWINGS SHALL BE CLARIFIED WITH THE ENGINEER IN CHARGE BEFORE EXECUTION OF WORK AT SITE.
7. THE CONTRACTOR SHALL INSPECT & VERIFY ALL DIMENSIONS & LEVELS IN THE DRAWINGS AND SHALL COORDINATE WITH ACTUAL SITE CONDITIONS. ANY DISCREPANCY FOUND SHALL BE BROUGHT TO NOTICE OF THE ENGINEER IN CHARGE BEFORE EXECUTION OF WORK AT SITE.
8. THIS DRAWING SHALL BE READ IN CONJUNCTION WITH ALL OTHER STRUCTURAL, ARCHITECTURAL, ELECTRICAL, PLUMBING & WATER SUPPLY DRAWINGS AND ALL OTHER SERVICES DRAWINGS AND THE TENDER DOCUMENT.

OWNER:

DOWNTOWN HOUSING CO. PVT.LTD

SIGNATURE:

DESIGNATION:

BUILDING TYPE:

APARTMENT

LOCATION:

CHAPRAHSEL, LALITPUR, NEPAL

PLOT NO.:

1242, 1243, 1244, 574, 600, 603, 605, 8

AREA:

11-120-1

DEALT BY:

DRAWN BY:

CHECKED BY:

DRAWING TITLE:

SECOND/THIRD BEAM/SLAB DETAILS

DATE:

NOV 2014

SCALE:

As Mentioned

REGISTRATION NO.:

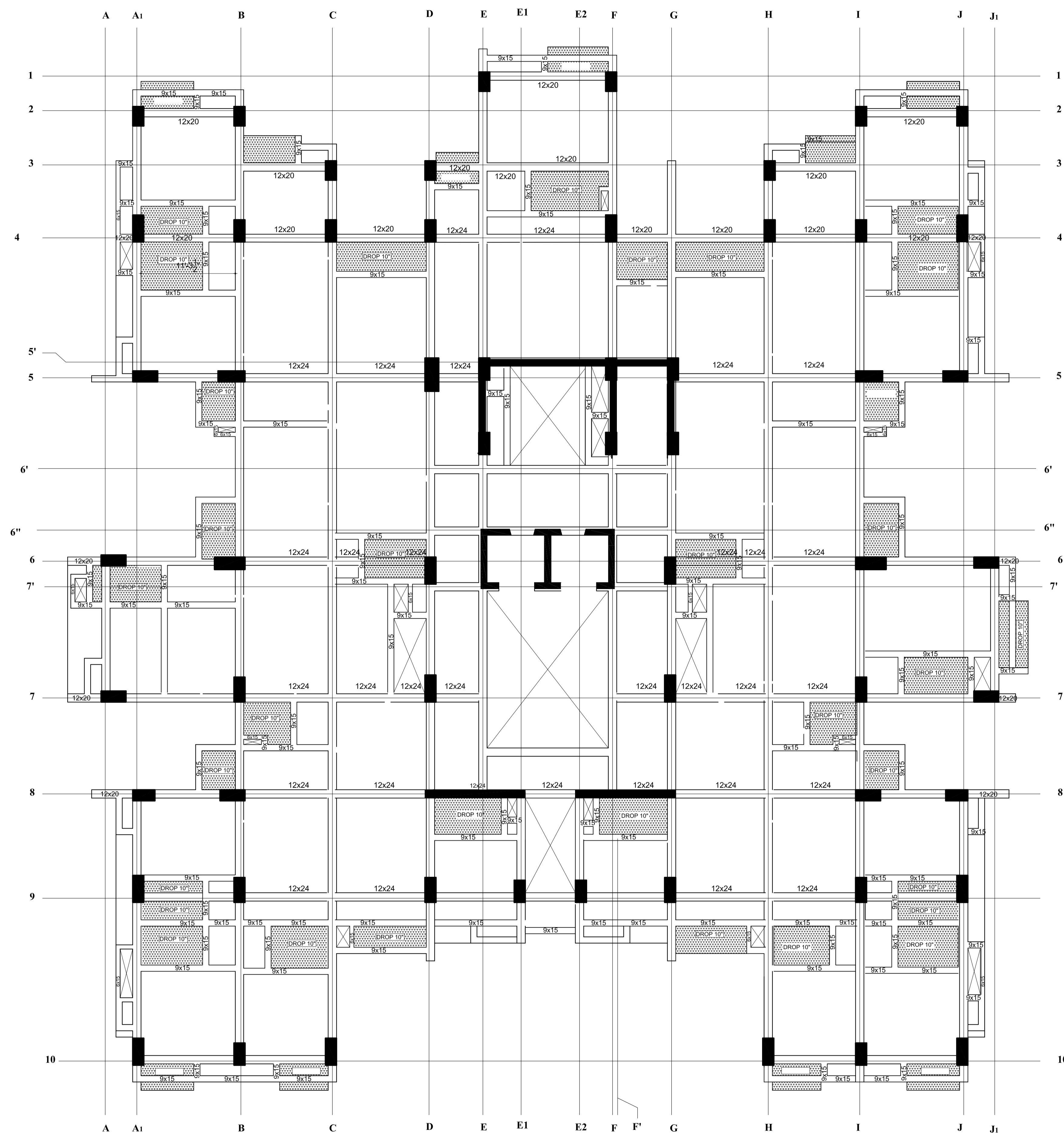
13 LSMC

Drawing No.

STR/B-ST-08

NOTES

1. ALL DIMENSIONS ARE IN INCH UNLESS NOTED OTHERWISE.
2. WRITTEN DIMENSIONS SHALL BE FOLLOWED. DRAWINGS ARE NOT TO BE SCALED.
3. GRADE OF CONCRETE MIX SHALL BE M-20 CONFORMING TO I.S.456-2000 UNLESS NOTED OTHERWISE.
4. REINFORCEMENT SHALL BE HIGH STRENGTH DEFORMED BARS OF GRADE F500 FOR MAIN REINFORCEMENT AND SHEAR REINFORCEMENTS
5. CLEAR COVER TO REINFORCEMENT SHALL BE AS FOLLOWS BEAMS = 25MM , SLABS =20MM AND COLUMNS =40MM
6. ANY DISCREPANCIES FOUND IN DIMENSIONS IN ANY OF THE DRAWINGS SHALL BE CLARIFIED WITH THE ENGINEER IN CHARGE BEFORE EXECUTION OF WORK AT SITE.
7. THE CONTRACTOR SHALL INSPECT & VERIFY ALL DIMENSIONS & LEVELS IN THE DRAWINGS AND SHALL COORDINATE WITH ACTUAL SITE CONDITIONS. ANY DISCREPANCY FOUND SHALL BE BROUGHT TO NOTICE OF THE ENGINEER IN CHARGE BEFORE EXECUTION OF WORK AT SITE.
8. THIS DRAWING SHALL BE READ IN CONJUNCTION WITH ALL OTHER STRUCTURAL, ARCHITECTURAL, ELECTRICAL, PLUMBING & WATER SUPPLY DRAWINGS AND ALL OTHER SERVICES DRAWINGS AND THE TENDER DOCUMENT.



BLOCK-B
4TH/5TH FLOOR FRAMMING PLAN
 ALL BEAMS SHALL BE 12"x20" UNLESS MENTIONED OTHERWISE
 SCALE: 1/8" = 1'-0"

DOWNTOWN HOUSING CO. PVT.LTD

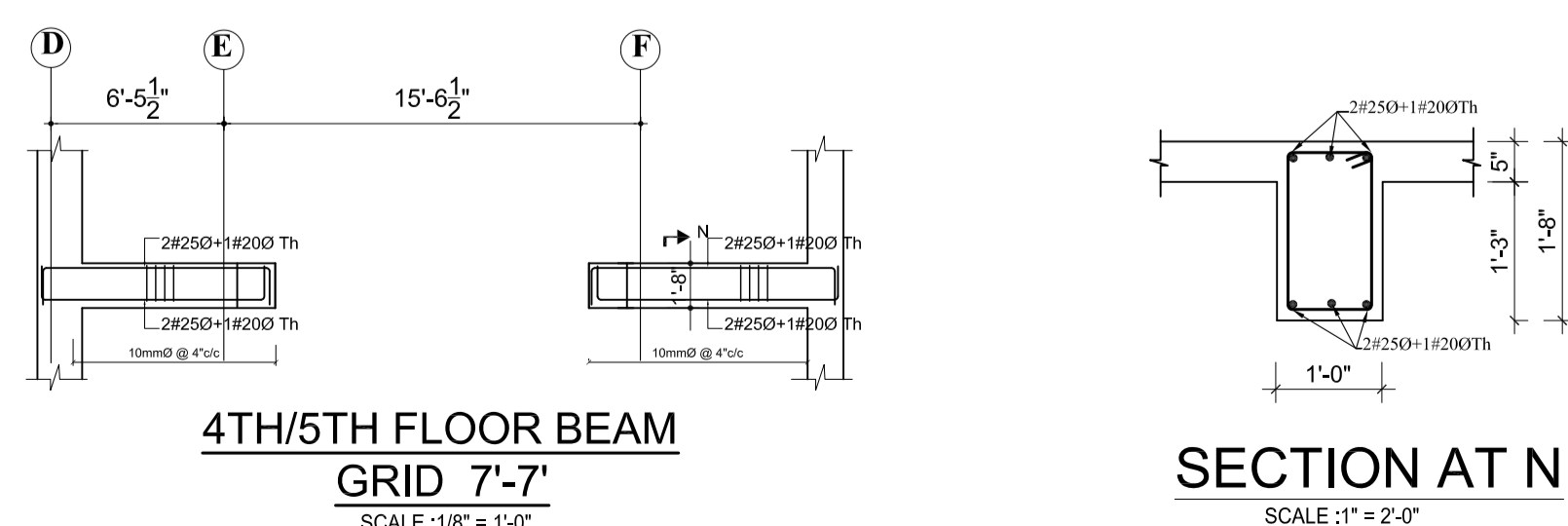
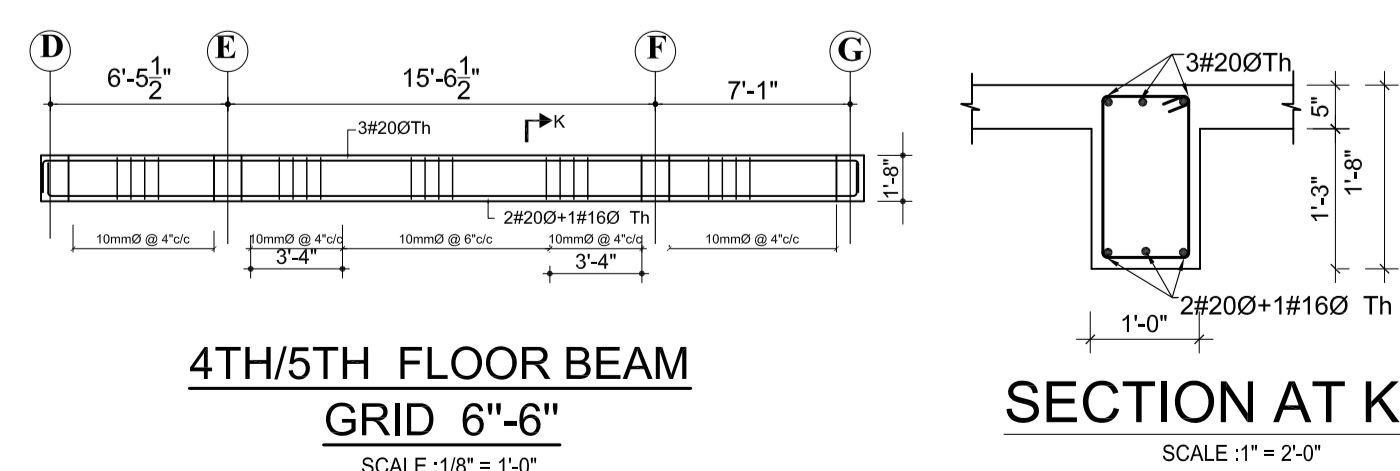
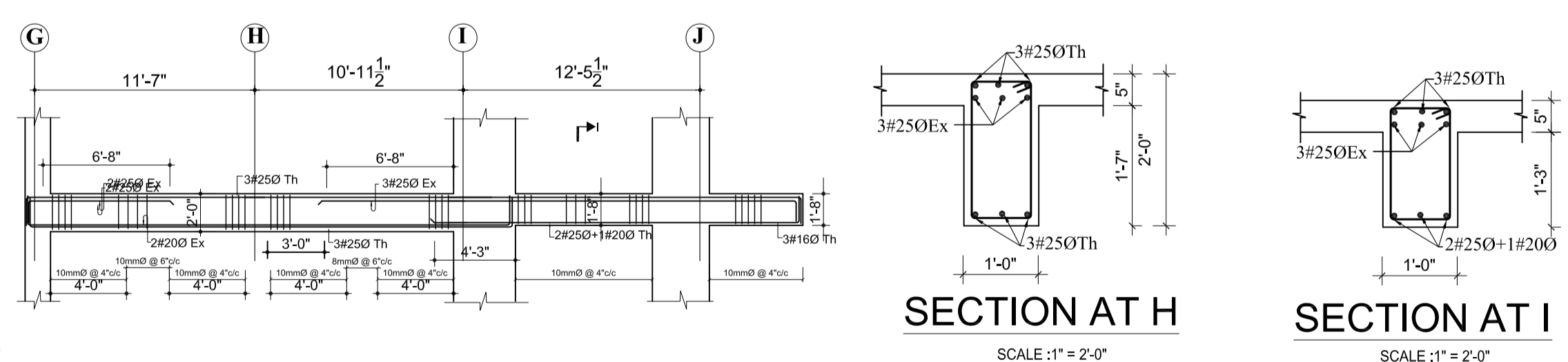
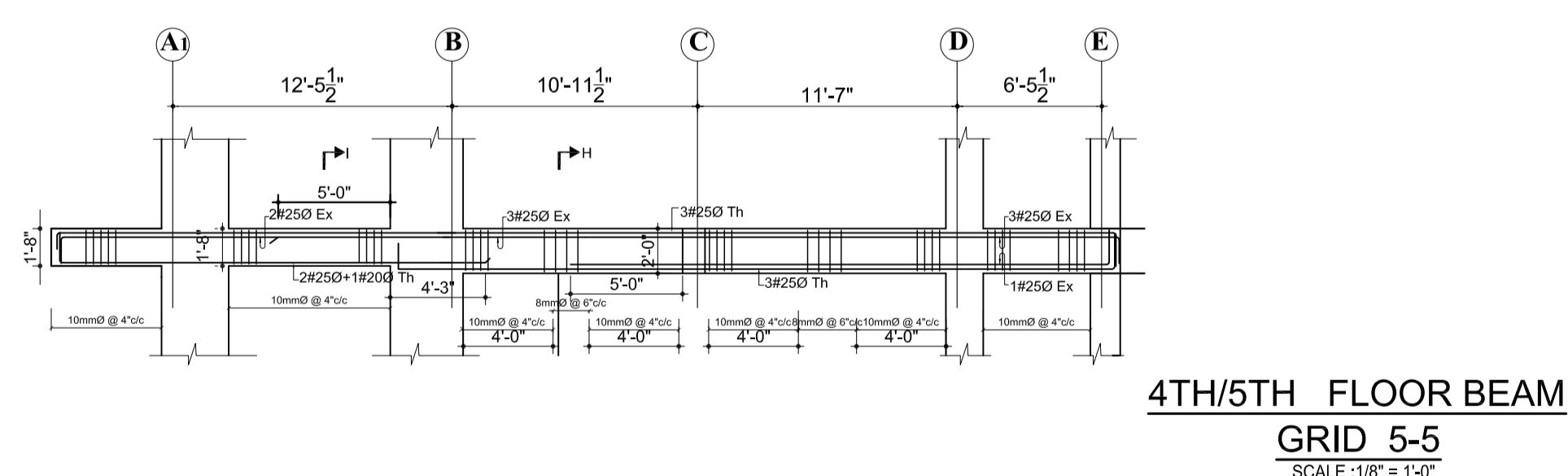
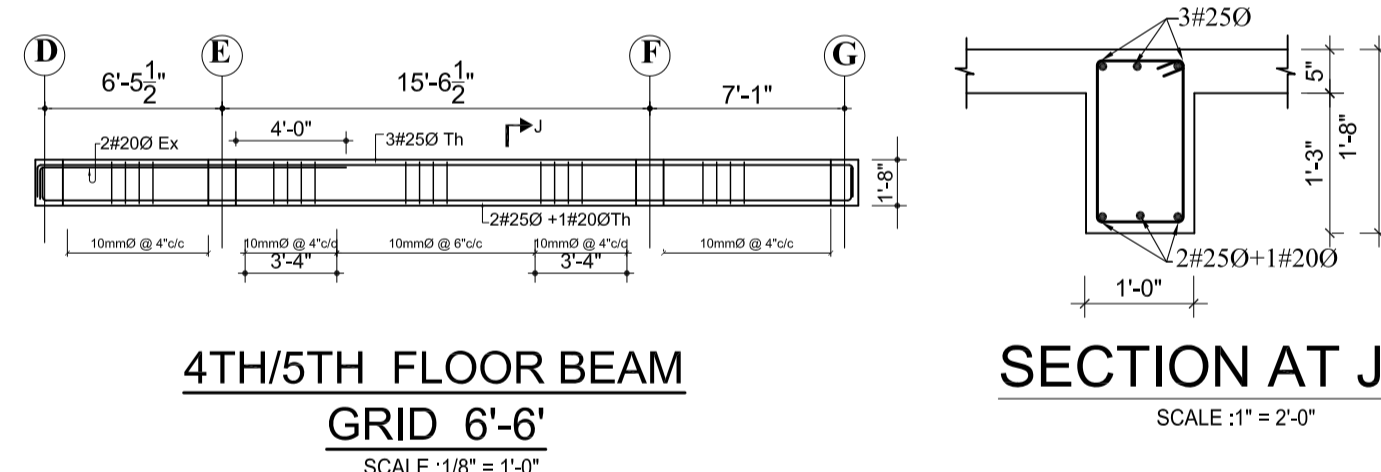
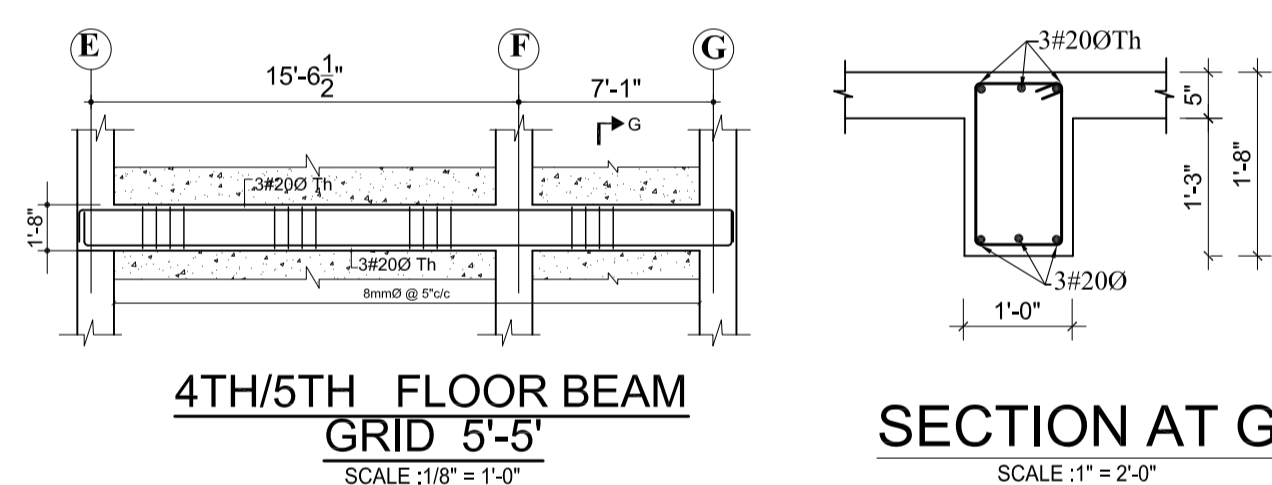
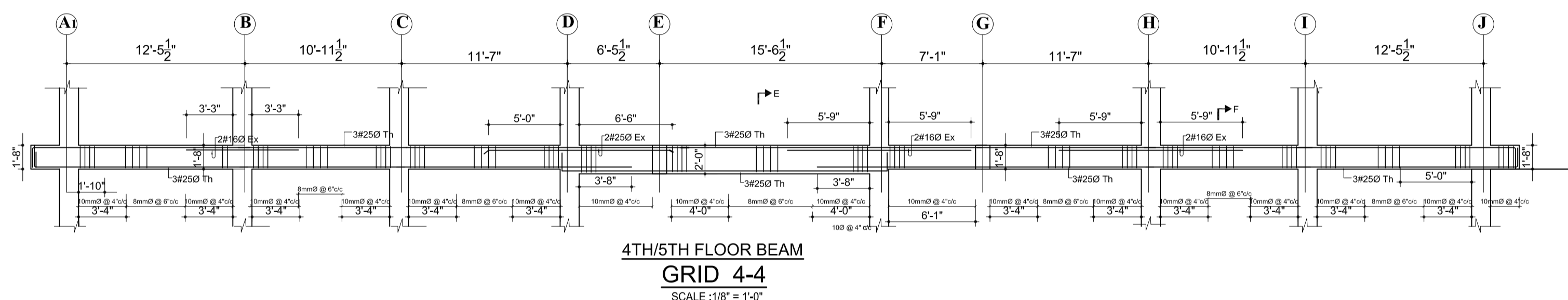
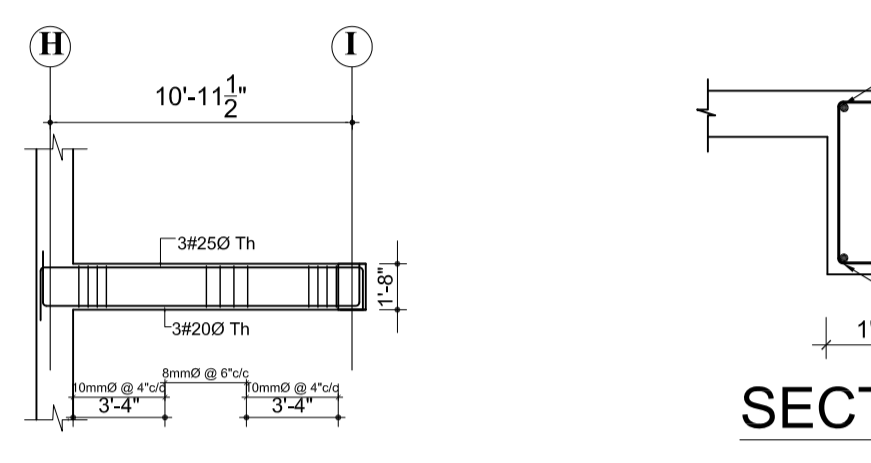
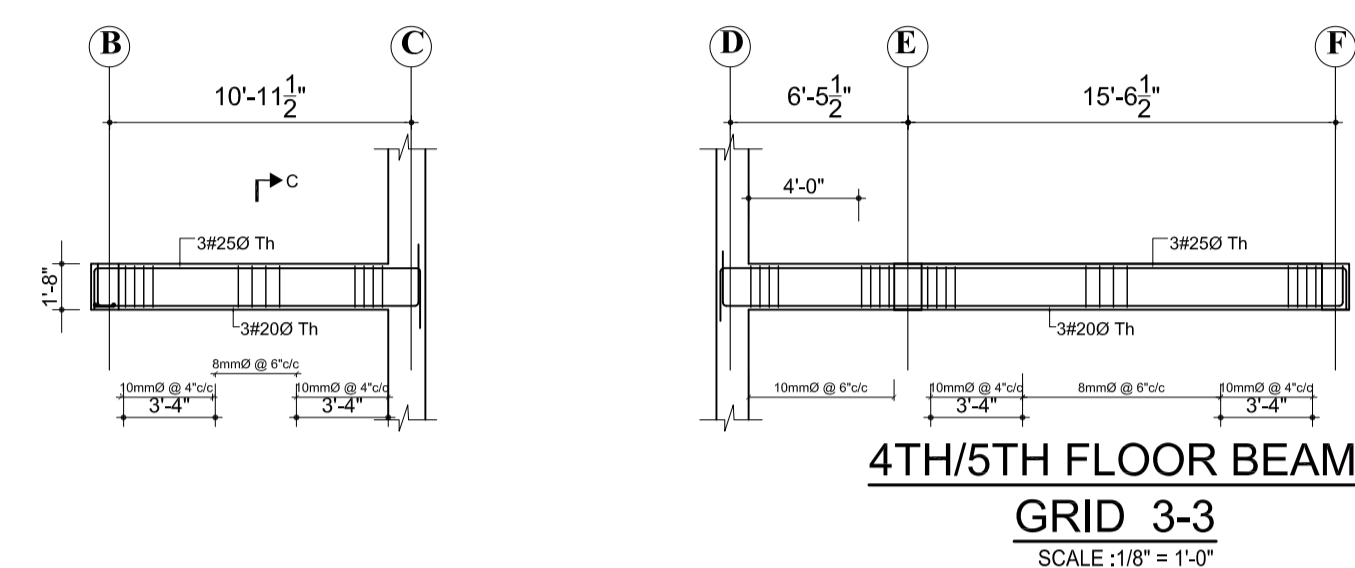
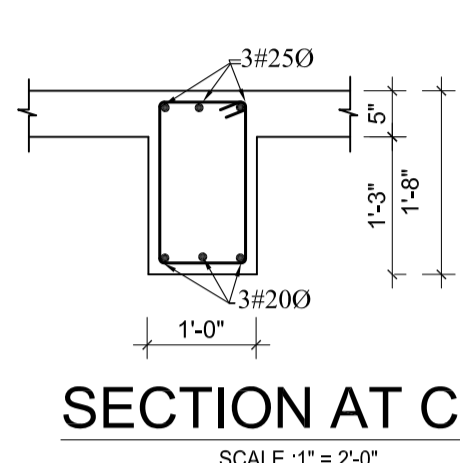
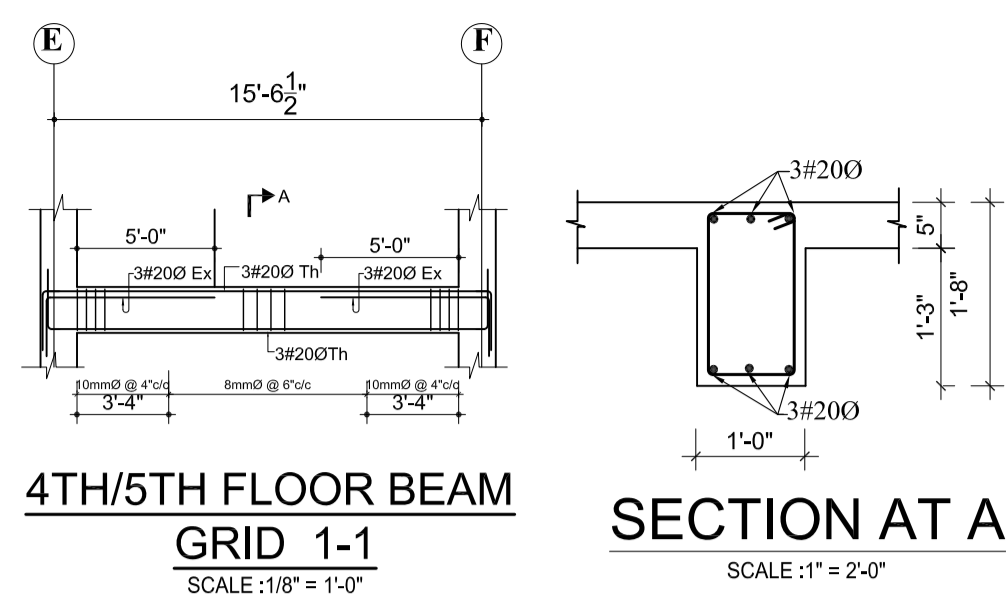
SIGNATURE:	DESIGNATION:
BUILDING TYPE: APARTMENT	LOCATION: DHARAKHEL, LALITPUR, NEPAL
1242, 1243, 1244, 574, 600, 603, 605,8	AREA: 11-12-0-1
DEALT BY:	
DRAWN BY:	CHECKED BY:

DRAWING TITLE:
 FOURTH FIFTH FLOOR BEAM DETAILS

NOV 2014	SCALE: As Mentioned	REGISTRATION NO: 13 LSMC	DRAWING NO: STR-B-FF-01
----------	------------------------	-----------------------------	----------------------------

NOTES

1. ALL DIMENSIONS ARE IN INCH UNLESS NOTED OTHERWISE.
2. WRITTEN DIMENSIONS SHALL BE FOLLOWED. DRAWINGS ARE NOT TO BE SCALED.
3. GRADE OF CONCRETE MIX SHALL BE M-20 CONFORMING TO I.S.456-2000 UNLESS NOTED OTHERWISE.
4. REINFORCEMENT SHALL BE HIGH STRENGTH DEFORMED BARS OF GRADE F500 FOR MAIN REINFORCEMENT AND SHEAR REINFORCEMENTS
5. CLEAR COVER TO REINFORCEMENT SHALL BE AS FOLLOWS BEAMS = 25MM , SLABS =20MM AND COLUMNS =40MM
6. ANY DISCREPANCIES FOUND IN DIMENSIONS IN ANY OF THE DRAWINGS SHALL BE CLARIFIED WITH THE ENGINEER IN CHARGE BEFORE EXECUTION OF WORK AT SITE.
7. THE CONTRACTOR SHALL INSPECT & VERIFY ALL DIMENSIONS & LEVELS IN THE DRAWINGS AND SHALL COORDINATE WITH ACTUAL SITE CONDITIONS. ANY DISCREPANCY FOUND SHALL BE BROUGHT TO NOTICE OF THE ENGINEER IN CHARGE BEFORE EXECUTION OF WORK AT SITE.
8. THIS DRAWING SHALL BE READ IN CONJUNCTION WITH ALL OTHER STRUCTURAL, ARCHITECTURAL, ELECTRICAL, PLUMBING & WATER SUPPLY DRAWINGS AND ALL OTHER SERVICES DRAWINGS AND THE TENDER DOCUMENT.

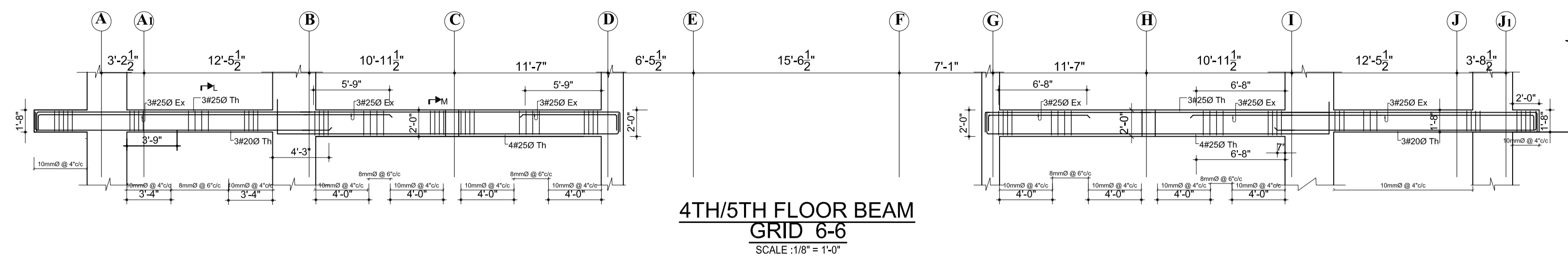


DOWNTOWN HOUSING CO. PVT.LTD

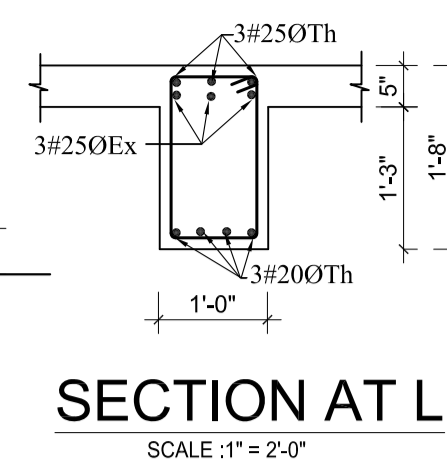
SIGNATURE:	DESIGNATION:
BUILDING TYPE: APARTMENT	LOCATION: DHAPAKHEL, LALITPUR, NEPAL
1242, 1243, 1244, 574, 600, 603, 605,8	AREA: 11-12-0-1
DEALT BY:	
DRAWN BY:	CHECKED BY:

DRAWING TITLE:
FOURTH FIFTH FLOOR BEAM DETAILS

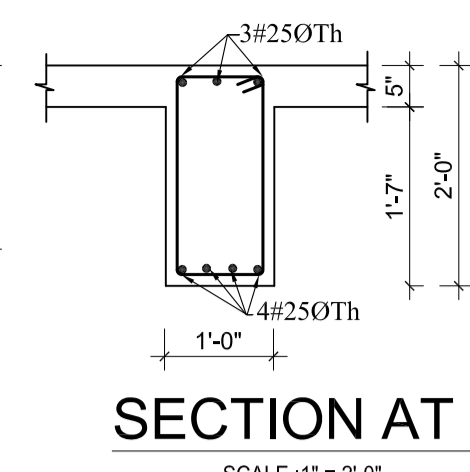
NOV 2014	SCALE: As Mentioned	REGISTRATION NO: 13 LSMC	DRAWING NO: STR-B-FF-02
----------	------------------------	-----------------------------	----------------------------



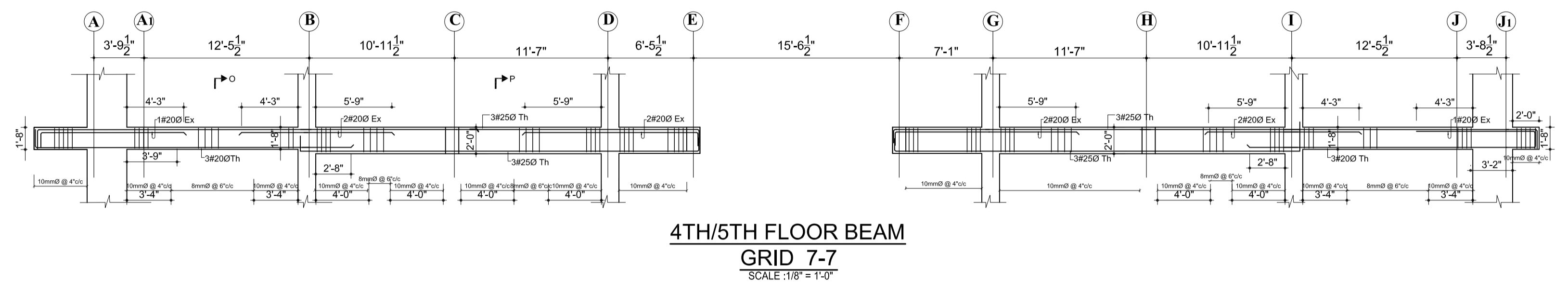
4TH/5TH FLOOR BEAM
GRID 6-6
SCALE :1/8" = 1'-0"



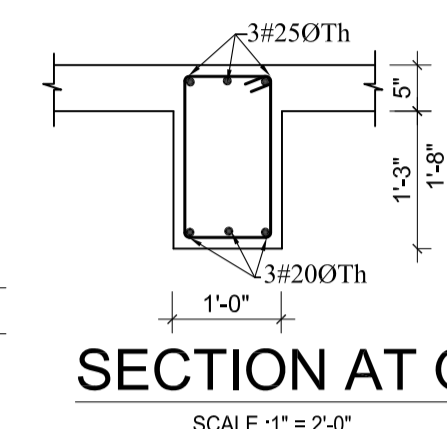
SECTION AT L
SCALE :1" = 2'-0"



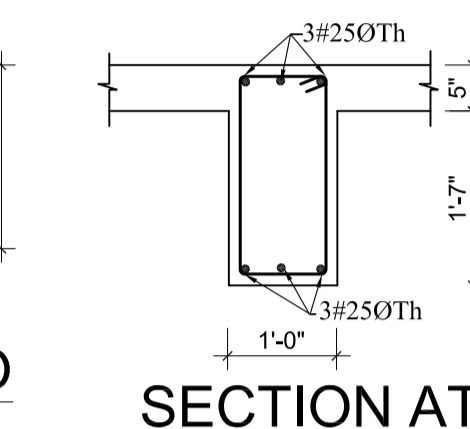
SECTION AT M
SCALE :1" = 2'-0"



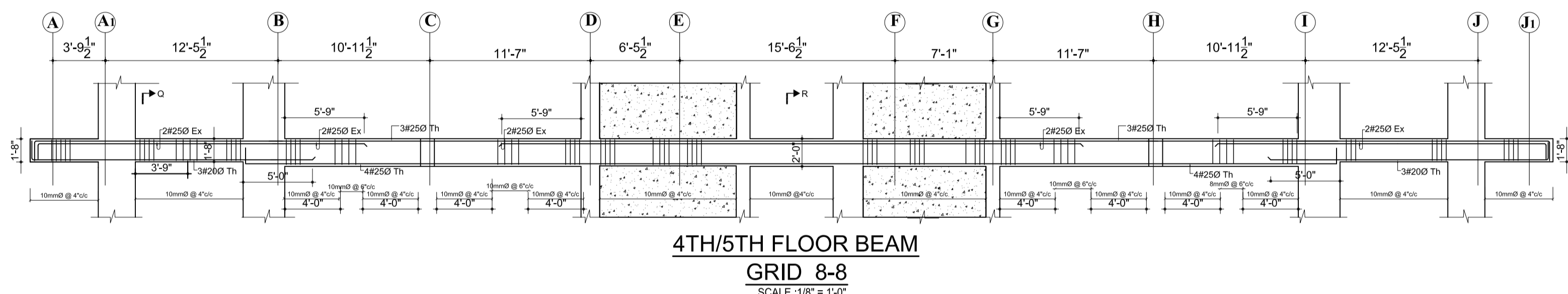
4TH/5TH FLOOR BEAM
GRID 7-7
SCALE :1/8" = 1'-0"



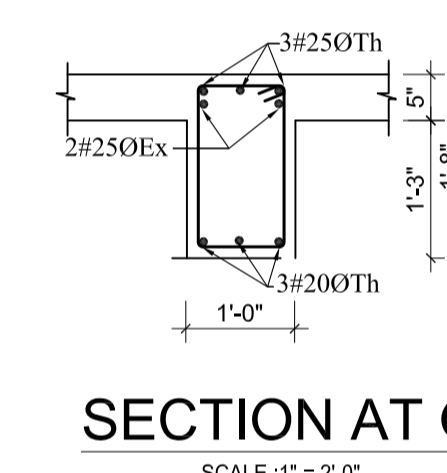
SECTION AT O
SCALE :1" = 2'-0"



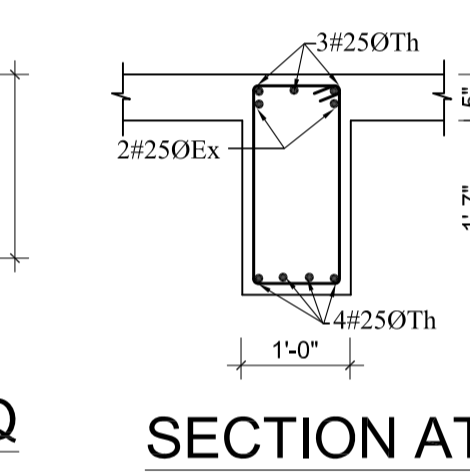
SECTION AT P
SCALE :1" = 2'-0"



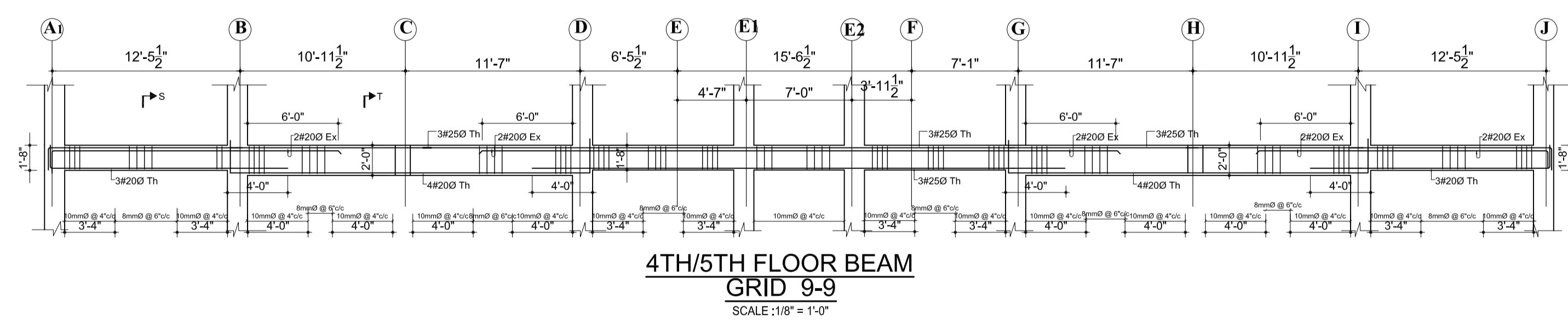
4TH/5TH FLOOR BEAM
GRID 8-8
SCALE :1/8" = 1'-0"



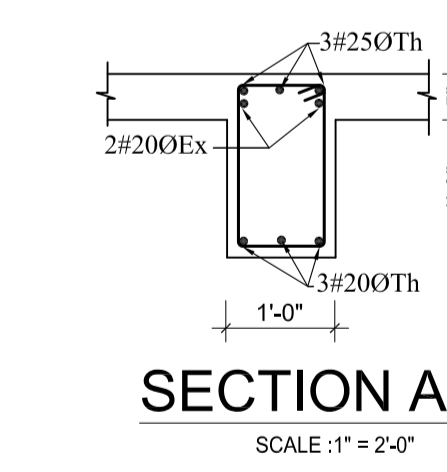
SECTION AT Q
SCALE :1" = 2'-0"



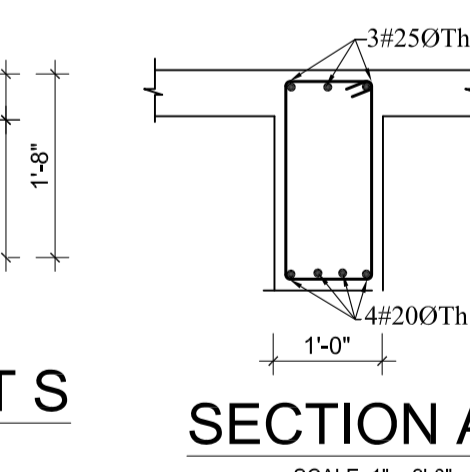
SECTION AT R
SCALE :1" = 2'-0"



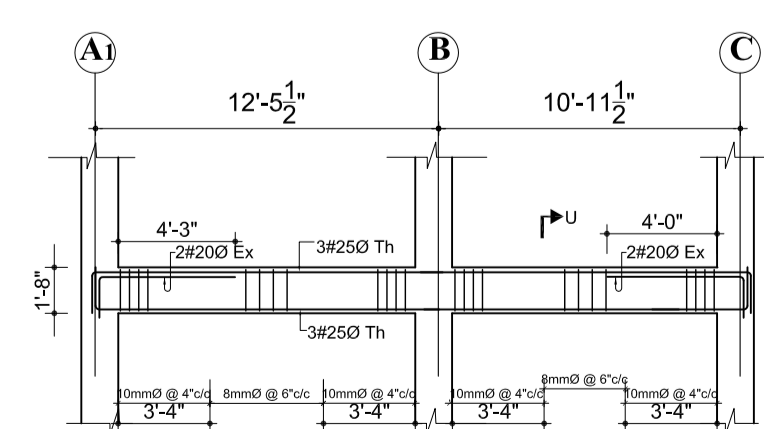
4TH/5TH FLOOR BEAM
GRID 9-9
SCALE :1/8" = 1'-0"



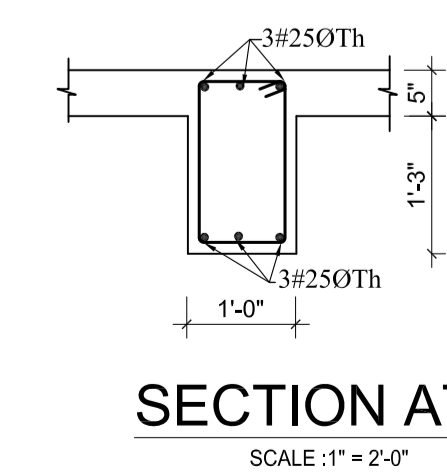
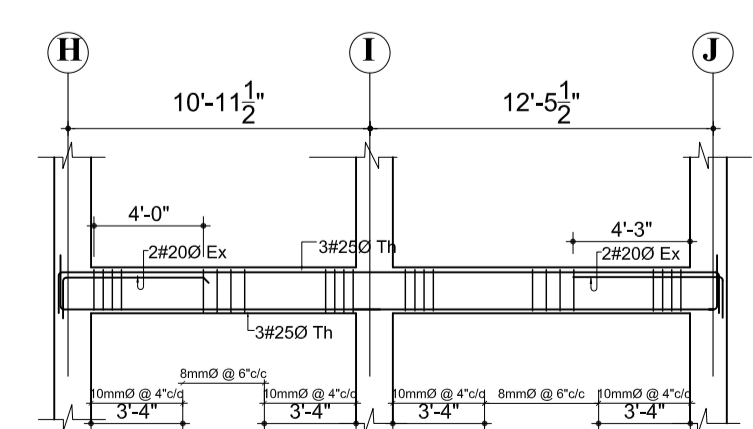
SECTION AT S
SCALE :1" = 2'-0"



SECTION AT T
SCALE :1" = 2'-0"



4TH/5TH FLOOR BEAM
GRID 10-10
SCALE :1/8" = 1'-0"



SECTION AT U
SCALE :1" = 2'-0"

NOTES

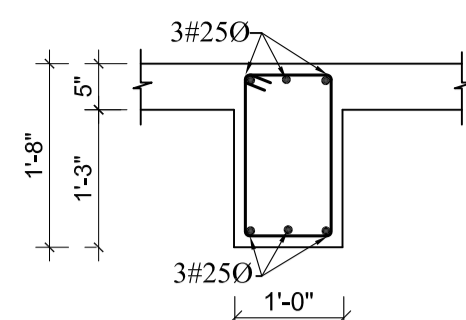
1. ALL DIMENSIONS ARE IN INCH UNLESS NOTED OTHERWISE.
2. WRITTEN DIMENSIONS SHALL BE FOLLOWED. DRAWINGS ARE NOT TO BE SCALED.
3. GRADE OF CONCRETE MIX SHALL BE M-20 CONFORMING TO I.S.456-2000 UNLESS NOTED OTHERWISE.
4. REINFORCEMENT SHALL BE HIGH STRENGTH DEFORMED BARS OF GRADE Fe500 FOR MAIN REINFORCEMENT AND SHEAR REINFORCEMENTS
5. CLEAR COVER TO REINFORCEMENT SHALL BE AS FOLLOWS BEAMS = 25MM , SLABS =20MM AND COLUMNS =40MM
6. ANY DISCREPANCIES FOUND IN DIMENSIONS IN ANY OF THE DRAWINGS SHALL BE CLARIFIED WITH THE ENGINEER IN CHARGE BEFORE EXECUTION OF WORK AT SITE.
7. THE CONTRACTOR SHALL INSPECT & VERIFY ALL DIMENSIONS & LEVELS IN THE DRAWINGS AND SHALL COORDINATE WITH ACTUAL SITE CONDITIONS. ANY DISCREPANCY FOUND SHALL BE BROUGHT TO NOTICE OF THE ENGINEER IN CHARGE BEFORE EXECUTION OF WORK AT SITE.
8. THIS DRAWING SHALL BE READ IN CONJUNCTION WITH ALL OTHER STRUCTURAL, ARCHITECTURAL, ELECTRICAL, PLUMBING & WATER SUPPLY DRAWINGS AND ALL OTHER SERVICES DRAWINGS AND THE TENDER DOCUMENT.

DOWNTOWN HOUSING CO. PVT.LTD

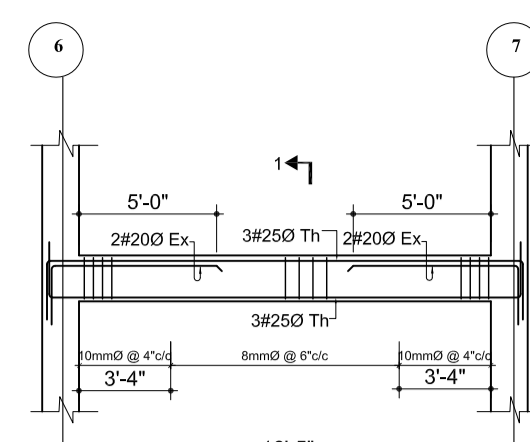
SIGNATURE:	DESIGNATION:
BUILDING TYPE: APARTMENT	LOCATION: DHAPAKHEL, LALITPUR, NEPAL
1242, 1243, 1244, 574, 600, 603, 605,8	AREA: 11-12-0-1
DEALT BY:	
DRAWN BY:	CHECKED BY:

DRAWING TITLE:
FOURTH FIFTH FLOOR BEAM DETAILS

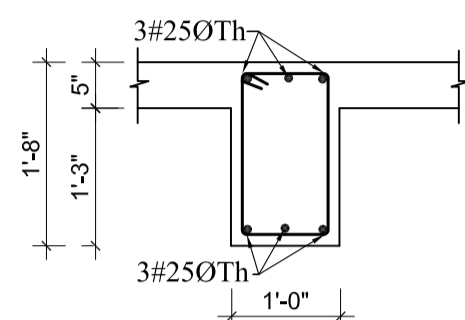
NOV 2014	SCALE: As Mentioned	REGISTRATION NO: 13 LSMC	DRAWING NO: STR-B-FF-03
----------	------------------------	-----------------------------	----------------------------



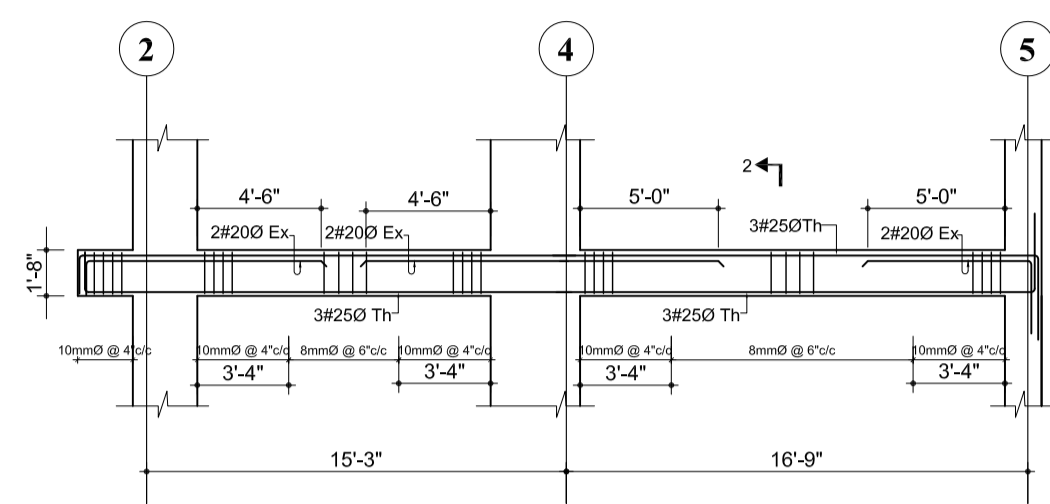
SECTION AT 1
SCALE: 1" = 2'-0"



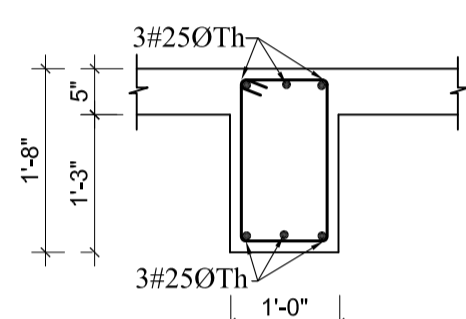
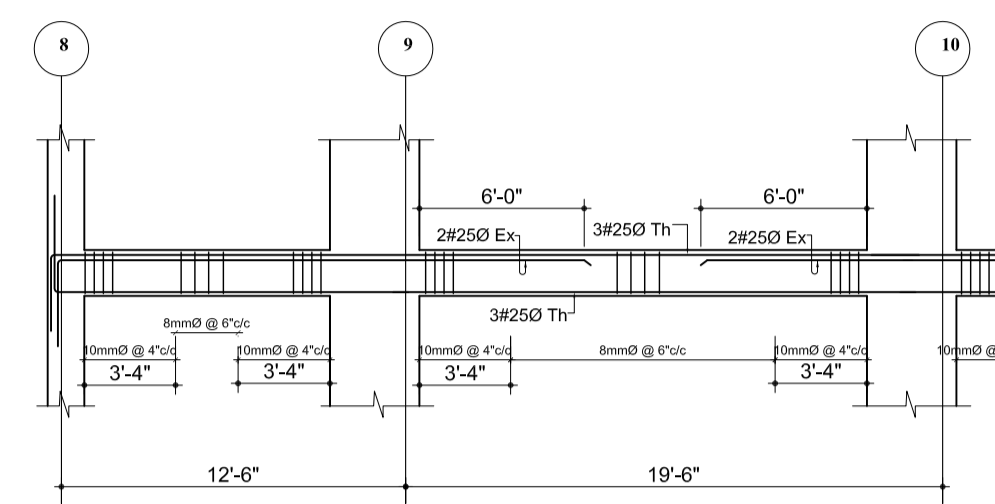
**4TH/5TH FLOOR BEAM
GRID A-A**
SCALE: 1" = 8'-0"



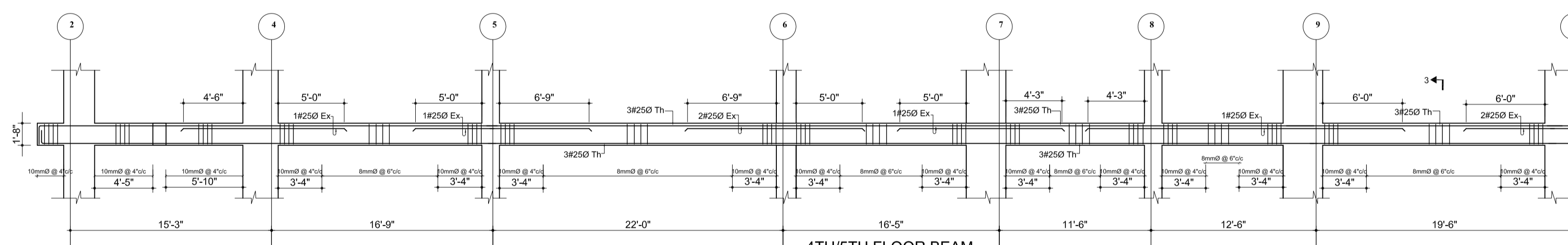
SECTION AT 2
SCALE: 1" = 2'-0"



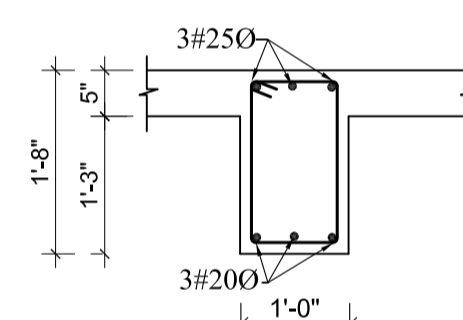
**4TH/5TH FLOOR BEAM
GRID A1-A1**
SCALE: 1" = 8'-0"



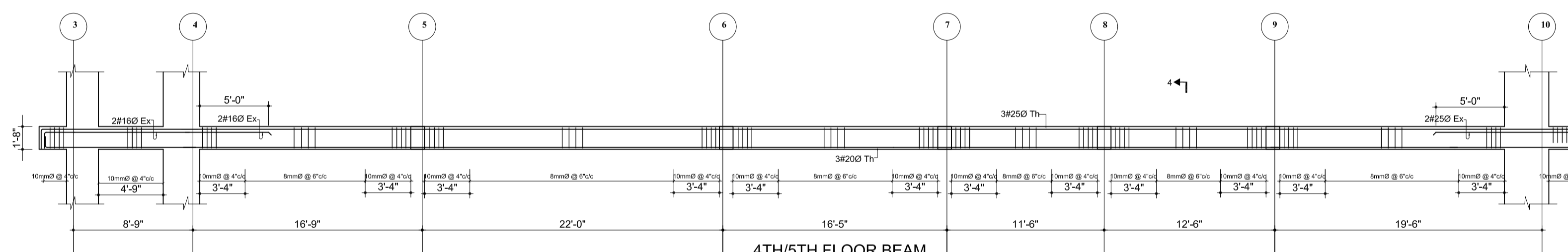
SECTION AT 3
SCALE: 1" = 2'-0"



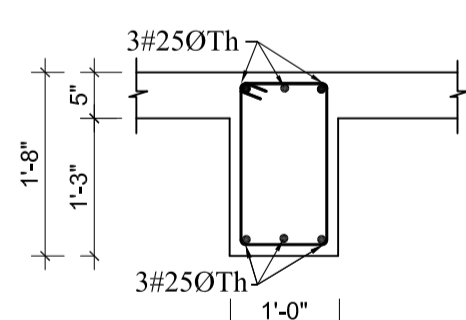
**4TH/5TH FLOOR BEAM
GRID B-B**
SCALE: 1" = 8'-0"



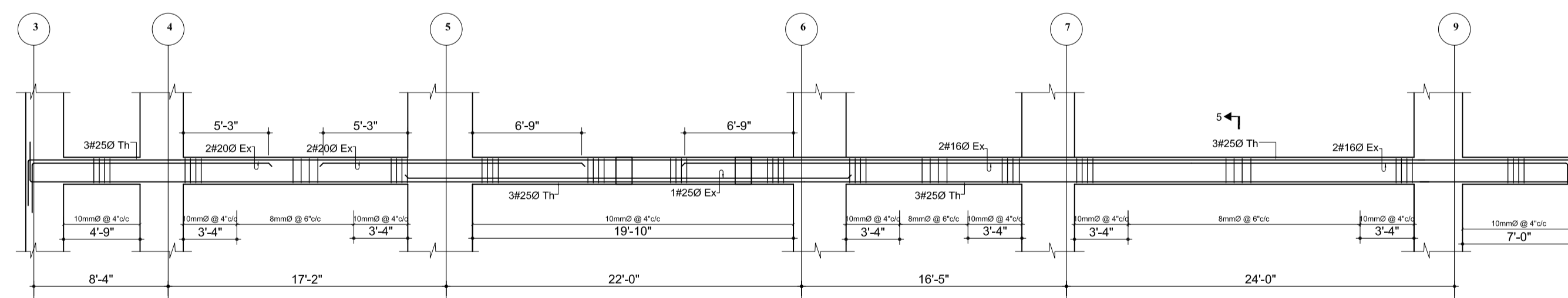
SECTION AT 4
SCALE: 1" = 2'-0"



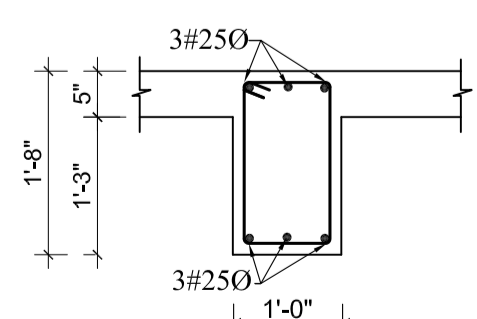
**4TH/5TH FLOOR BEAM
GRID C-C**
SCALE: 1" = 8'-0"



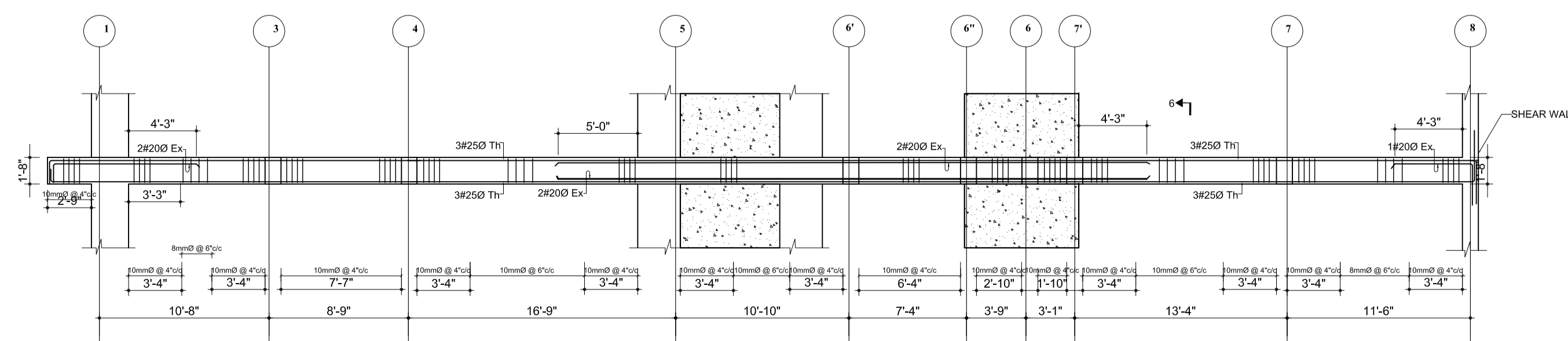
SECTION AT 5
SCALE: 1" = 2'-0"



**4TH/5TH FLOOR BEAM
GRID D-D**
SCALE: 1" = 8'-0"



SECTION AT 6
SCALE: 1" = 2'-0"



**4TH/5TH FLOOR BEAM
GRID E-E**
SCALE: 1" = 8'-0"

DOWNTOWN HOUSING CO. PVT.LTD

SIGNATURE: DESIGNATION:

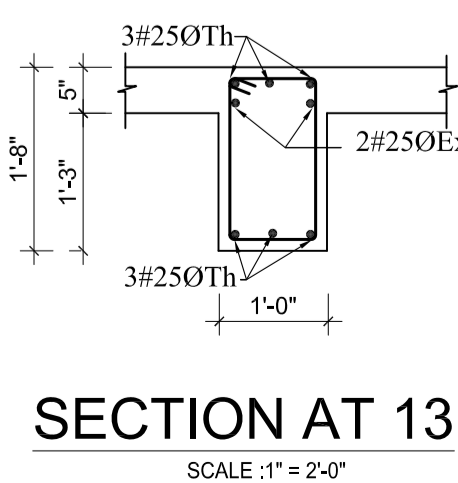
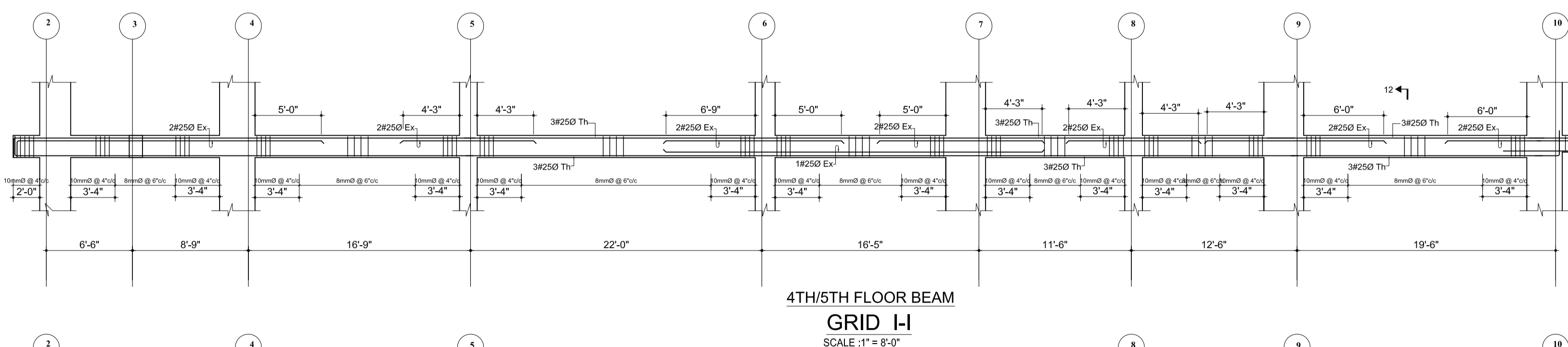
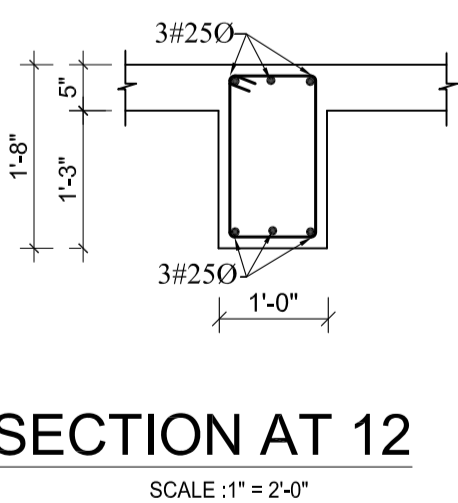
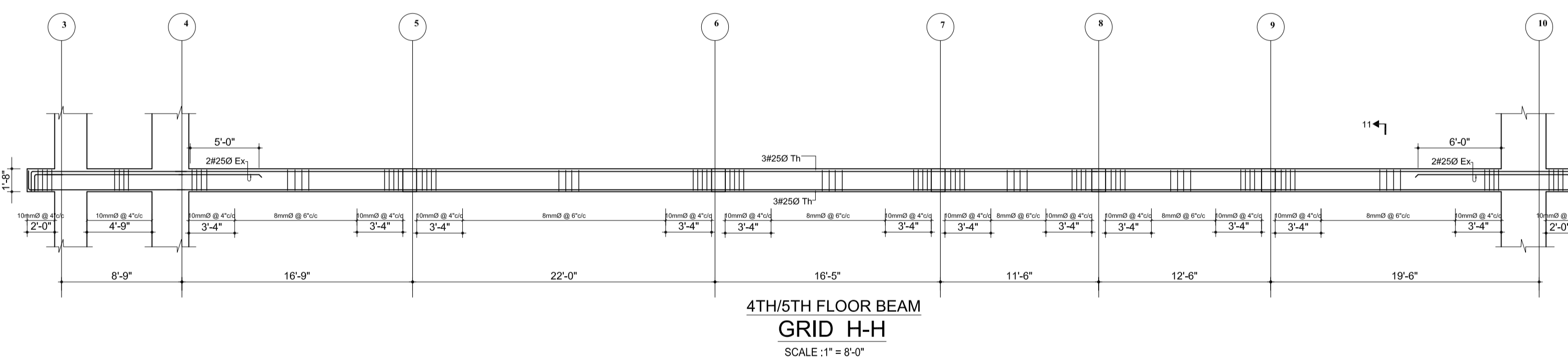
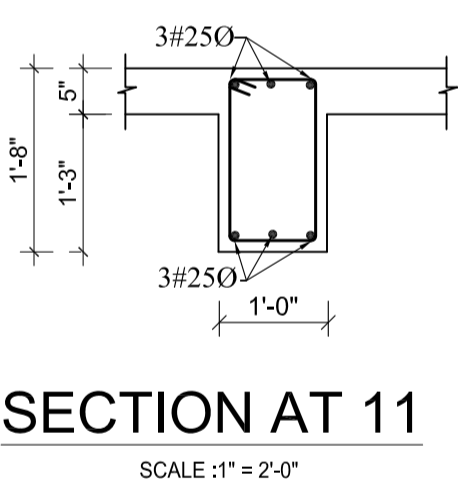
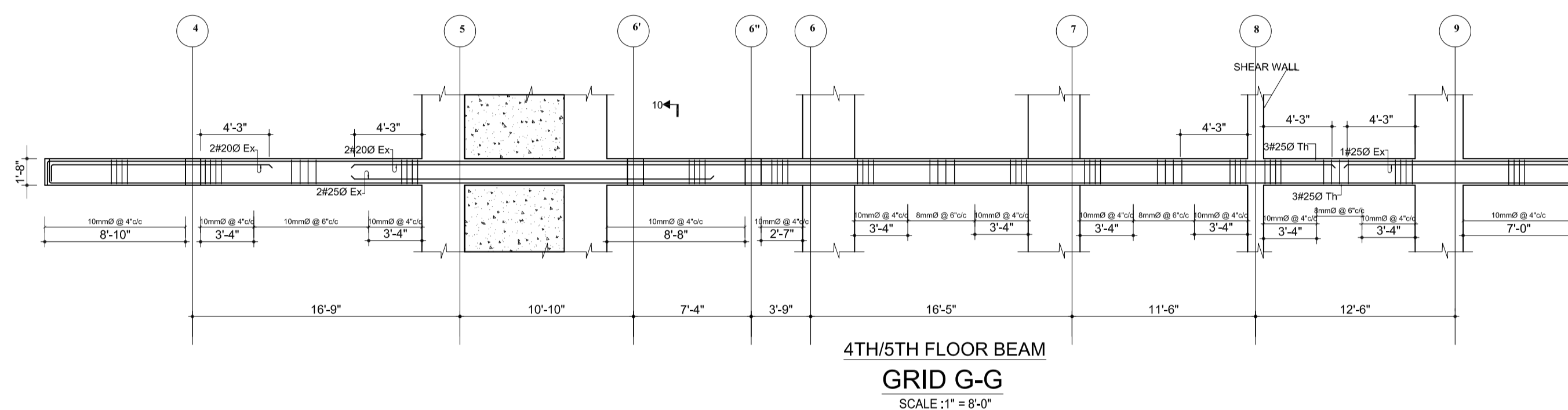
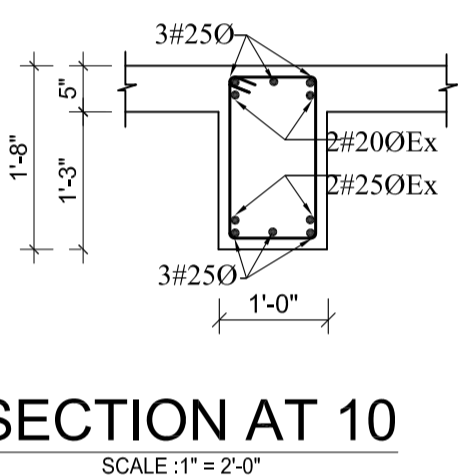
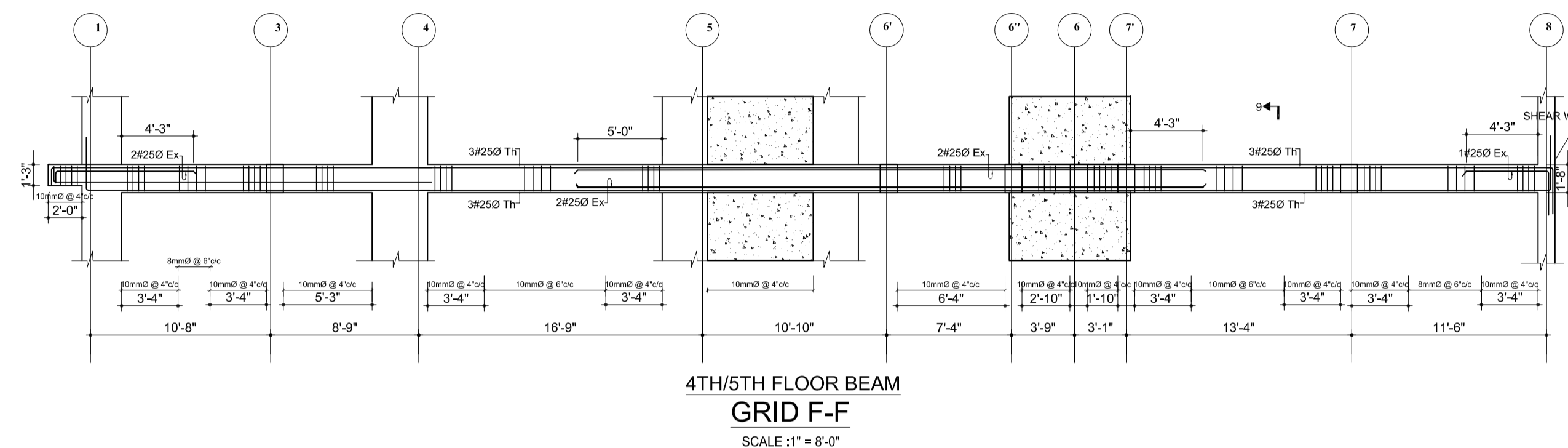
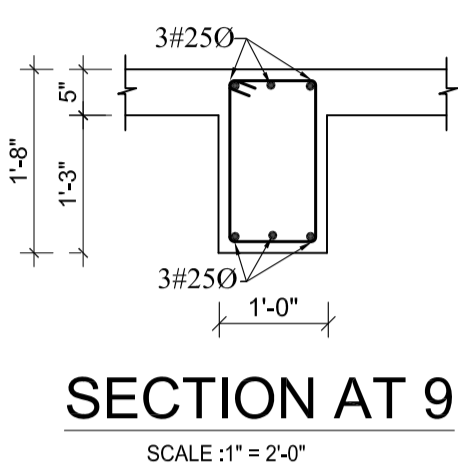
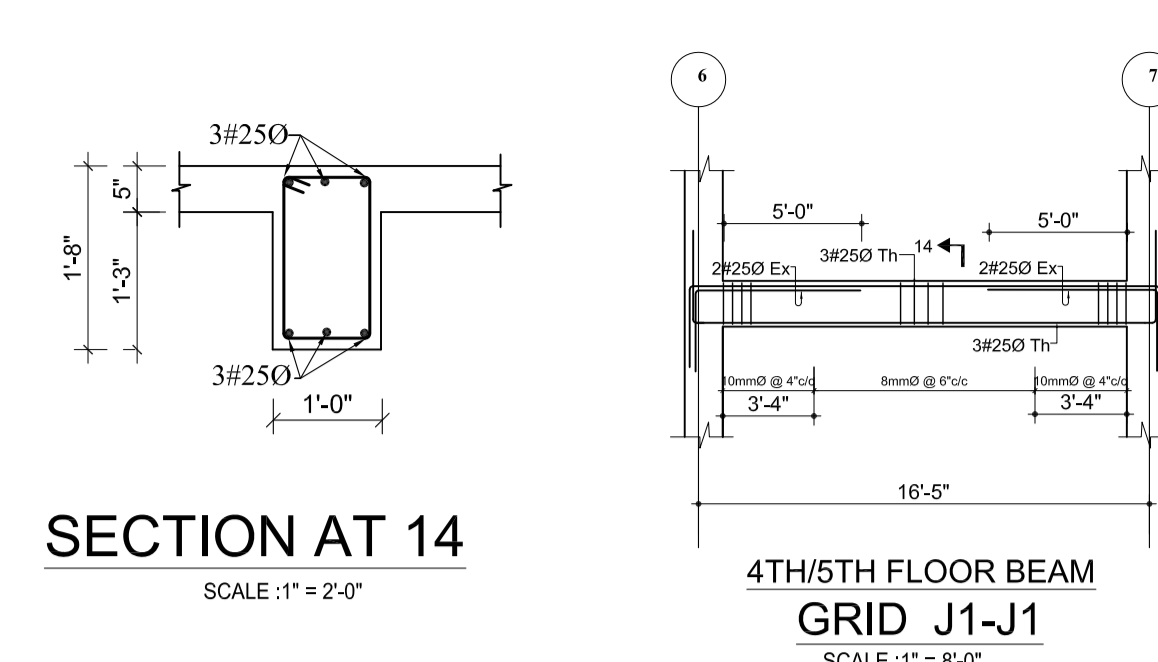
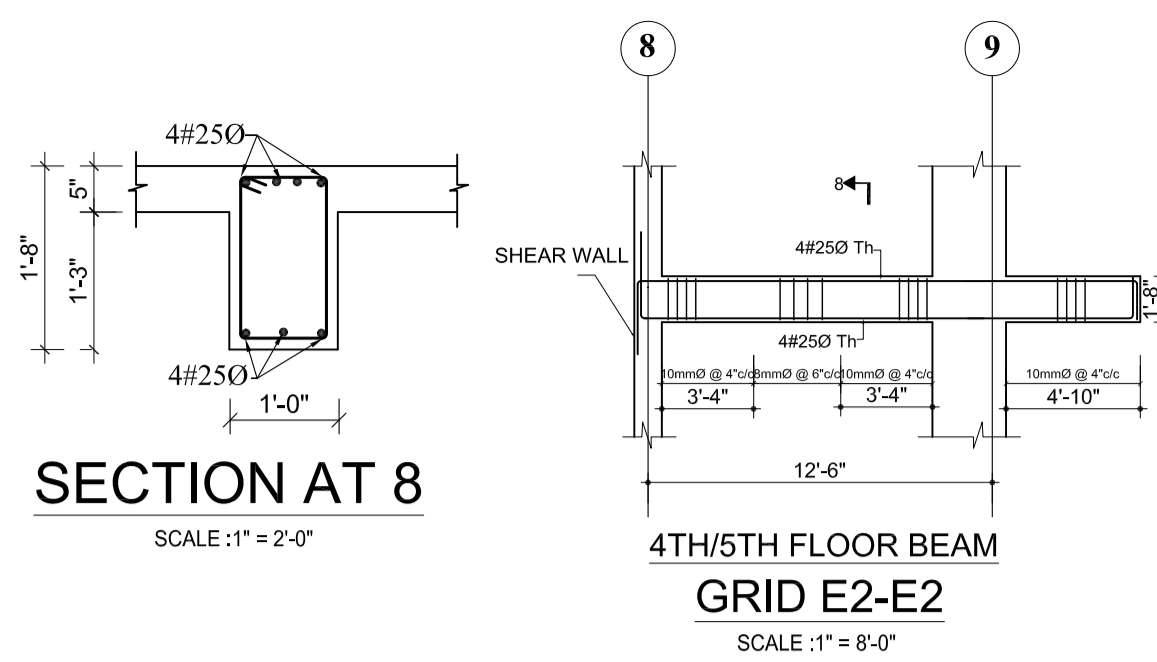
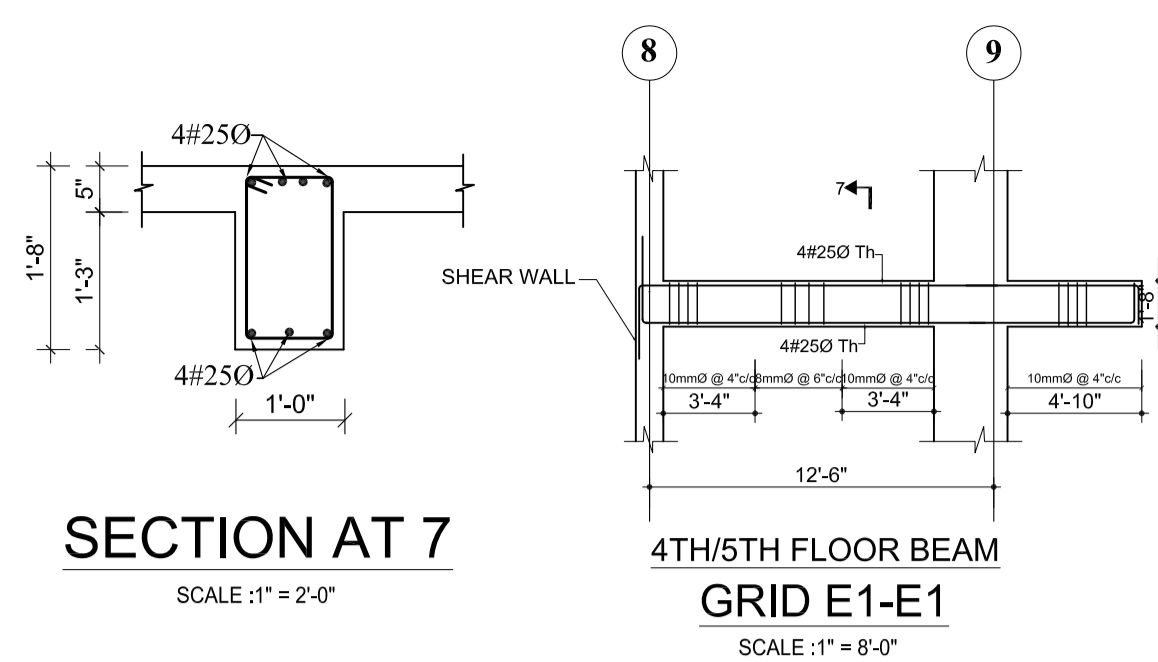
BUILDING TYPE: APARTMENT LOCATION: DHARPAKHEL, LALITPUR, NEPAL

1242, 1243, 1244, 574, 600, 603, 605, 8 AREA: 11-12-0-1

DEALT BY: DRAWN BY: CHECKED BY:

DRAWING TITLE: FOURTH FIFTH FLOOR BEAM DETAILS

NOV 2014 SCALE: As Mentioned REGISTRATION NO: 13 LSMC DRAWING NO: STR-B-FF-04



DOWNTOWN HOUSING CO. PVT.LTD

SIGNATURE: DESIGNATION:

BUILDING TYPE: APARTMENT LOCATION: DHAPAKHEL, LALITPUR, NEPAL

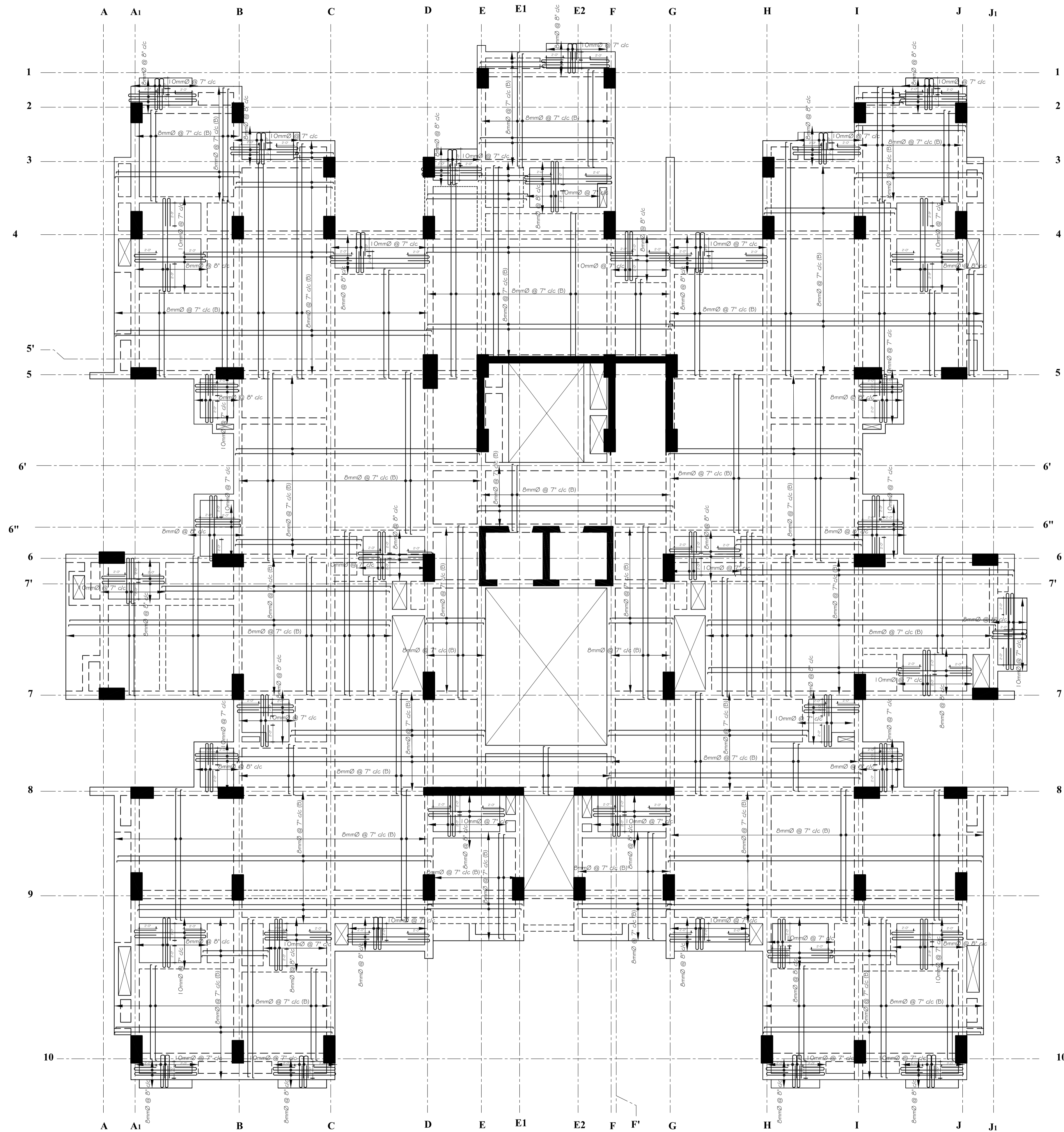
1242, 1243, 1244, 574, 600, 603, 605, 8 AREA: 11-12-0-1

DEALT BY:

DRAWN BY: CHECKED BY:

DRAWING TITLE: FOURTH FIFTH FLOOR BEAM DETAILS

NOV 2014	SCALE: As Mentioned	REGISTRATION NO: 13 LSMC	DRAWING NO: STR-B-FF-05
----------	---------------------	--------------------------	-------------------------



BLOCK B
TYPICAL FLOOR SLAB (BOTTOM BAR DETAIL)
 (ALL SLABS SHALL BE 5" THK. UNLESS MENTIONED OTHERWISE)
 DISTRIBUTION BAR 8mm @ 8" c/c
 SCALE= 1/8"-1'-0"

NOTES

1. ALL DIMENSIONS ARE IN INCH UNLESS NOTED OTHERWISE.
2. WRITTEN DIMENSIONS SHALL BE FOLLOWED. DRAWINGS ARE NOT TO BE SCALED.
3. GRADE OF CONCRETE MIX SHALL BE M-20 CONFORMING TO I.S.:456-2000.
4. REINFORCEMENT SHALL BE HIGH STRENGTH DEFORMED BARS OF GRADE Fe500 FOR MAIN REINFORCEMENT AND SHEAR REINFORCEMENTS
5. CLEAR COVER TO REINFORCEMENT SHALL BE AS FOLLOWS BEAMS = 30MM
6. ANY DISCREPANCIES FOUND IN DIMENSIONS IN ANY OF THE DRAWINGS SHALL BE CLARIFIED WITH THE ENGINEER IN CHARGE BEFORE EXECUTION OF WORK AT SITE.
7. THE CONTRACTOR SHALL INSPECT & VERIFY ALL DIMENSIONS & LEVELS IN THE DRAWINGS AND SHALL COORDINATE WITH ACTUAL SITE CONDITIONS. ANY DISCREPANCY FOUND SHALL BE BROUGHT TO NOTICE OF THE ENGINEER IN CHARGE BEFORE EXECUTION OF WORK AT SITE.
8. THIS DRAWING SHALL BE READ IN CONJUNCTION WITH ALL OTHER STRUCTURAL, ARCHITECTURAL, ELECTRICAL, PLUMBING & WATER SUPPLY DRAWINGS AND ALL OTHER SERVICES DRAWINGS AND THE TENDER DOCUMENT.

OWNER:

DOWNTOWN HOUSING CO. PVT.LTD

SIGNATURE:

DESIGNATION:

BUILDING TYPE:
APARTMENT

LOCATION:
CHAPRAHIL, LALITPUR, NEPAL

PLOT NO.:
1242, 1243, 1244, 574, 600, 603, 605, 8

AREA:
11-120-1

DEALT BY:

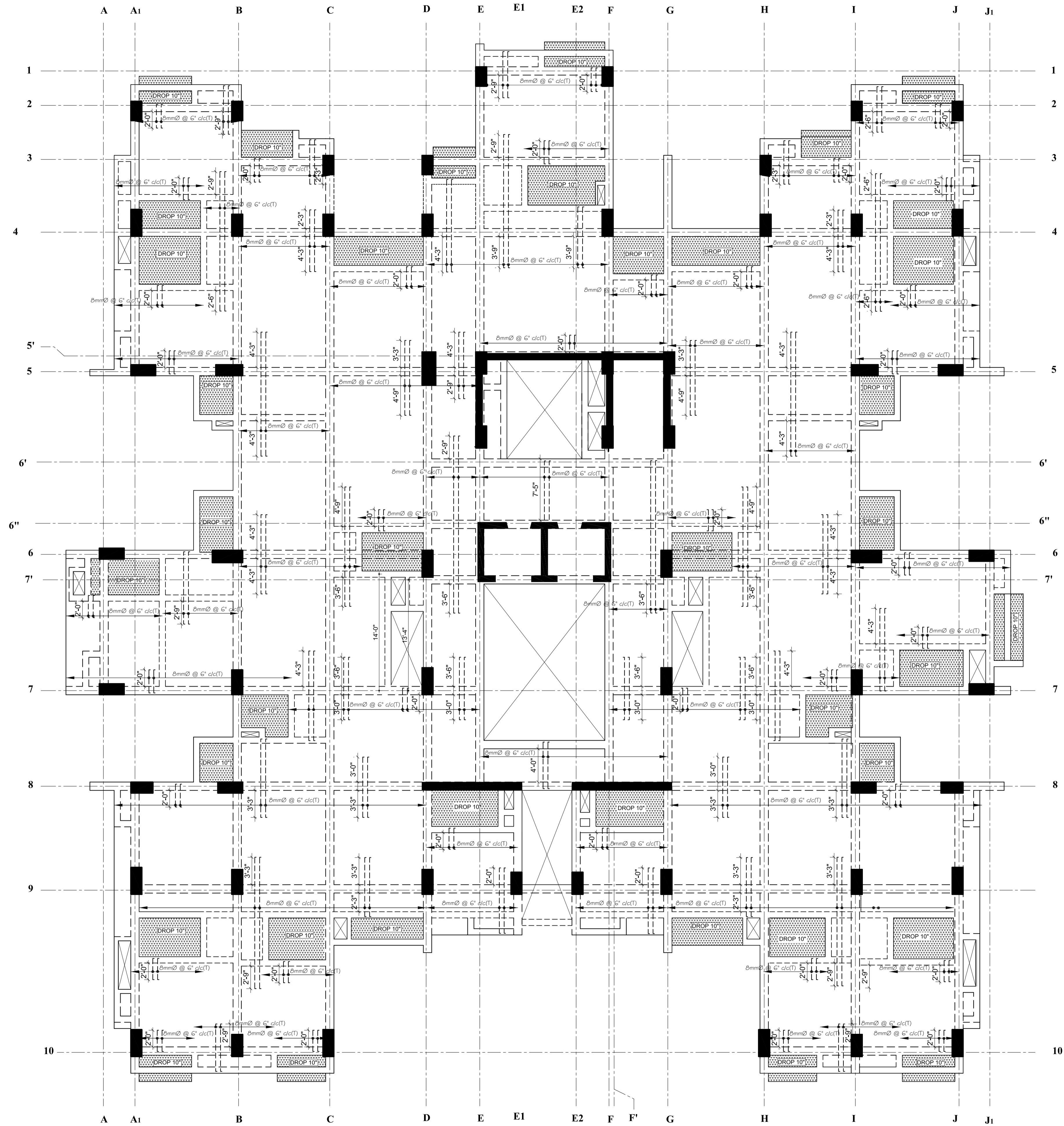
DRAWN BY:

CHECKED BY:

DRAWING TITLE:

TYPICAL FLOOR SLAB DETAILS

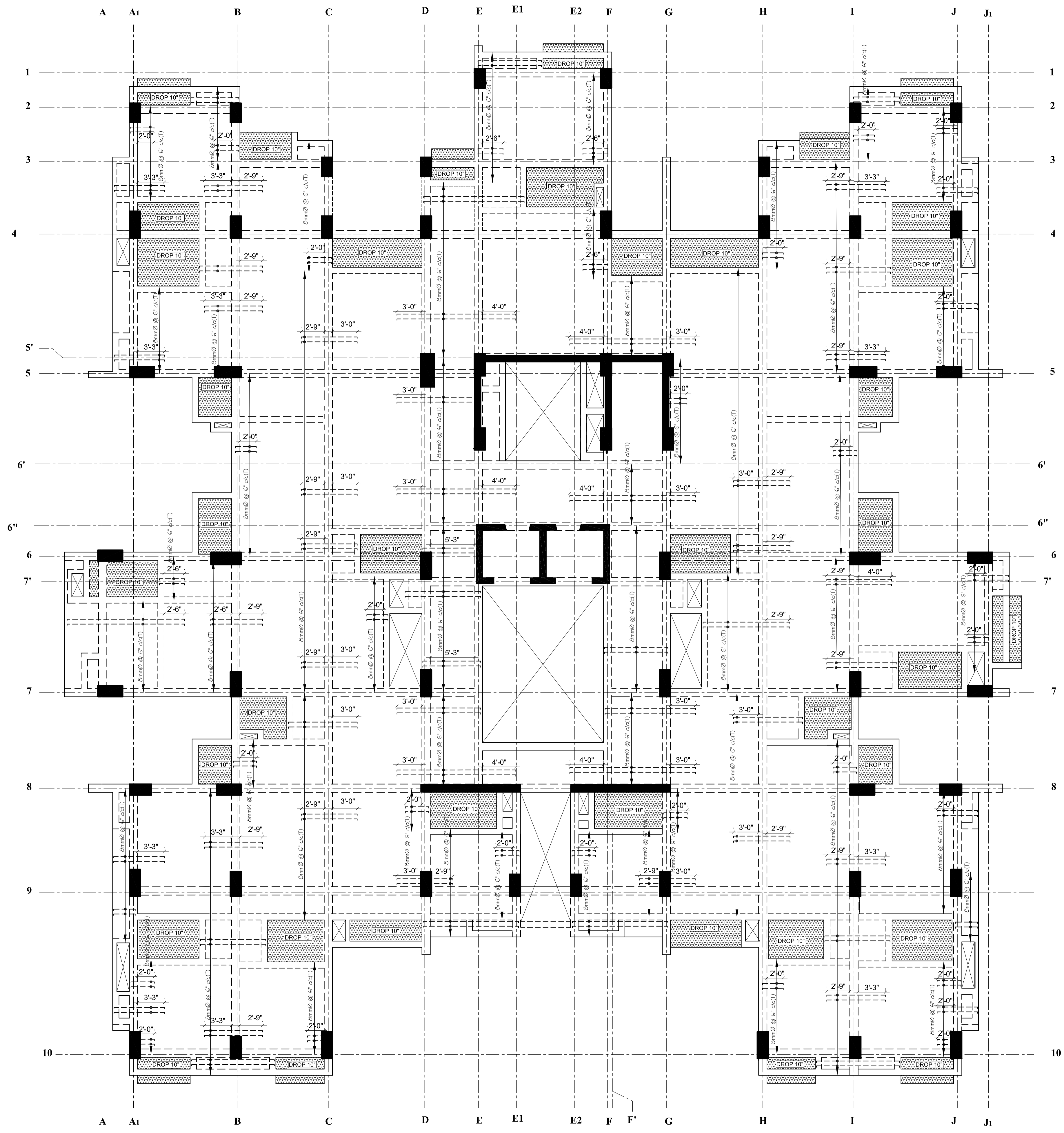
DATE: NOV.2014	SCALE: As Mentioned	REGISTRATION NO.: 13 LSMC	Drawing No. STR/B-TYP-01
-------------------	------------------------	------------------------------	-----------------------------



BLOCK B
TYPICAL FLOOR SLAB (TOP BAR DETAIL) (X- AXIS)
 (ALL SLABS SHALL BE 5" THK. UNLESS MENTIONED OTHERWISE)
 DISTRIBUTION BAR 8mm @ 8" c/c
 SCALE= 1/8"=1'-0"

- NOTES**
1. ALL DIMENSIONS ARE IN INCH UNLESS NOTED OTHERWISE.
 2. WRITTEN DIMENSIONS SHALL BE FOLLOWED. DRAWINGS ARE NOT TO BE SCALED.
 3. GRADE OF CONCRETE MIX SHALL BE M-20 CONFORMING TO I.S.:456-2000.
 4. REINFORCEMENT SHALL BE HIGH STRENGTH DEFORMED BARS OF GRADE Fe500 FOR MAIN REINFORCEMENT AND SHEAR REINFORCEMENTS
 5. CLEAR COVER TO REINFORCEMENT SHALL BE AS FOLLOWS BEAMS = 30MM
 6. ANY DISCREPANCIES FOUND IN DIMENSIONS IN ANY OF THE DRAWINGS SHALL BE CLARIFIED WITH THE ENGINEER IN CHARGE BEFORE EXECUTION OF WORK AT SITE.
 7. THE CONTRACTOR SHALL INSPECT & VERIFY ALL DIMENSIONS & LEVELS IN THE DRAWINGS AND SHALL COORDINATE WITH ACTUAL SITE CONDITIONS. ANY DISCREPANCY FOUND SHALL BE BROUGHT TO NOTICE OF THE ENGINEER IN CHARGE BEFORE EXECUTION OF WORK AT SITE.
 8. THIS DRAWING SHALL BE READ IN CONJUNCTION WITH ALL OTHER STRUCTURAL, ARCHITECTURAL, ELECTRICAL, PLUMBING & WATER SUPPLY DRAWINGS AND ALL OTHER SERVICES DRAWINGS AND THE TENDER DOCUMENT.

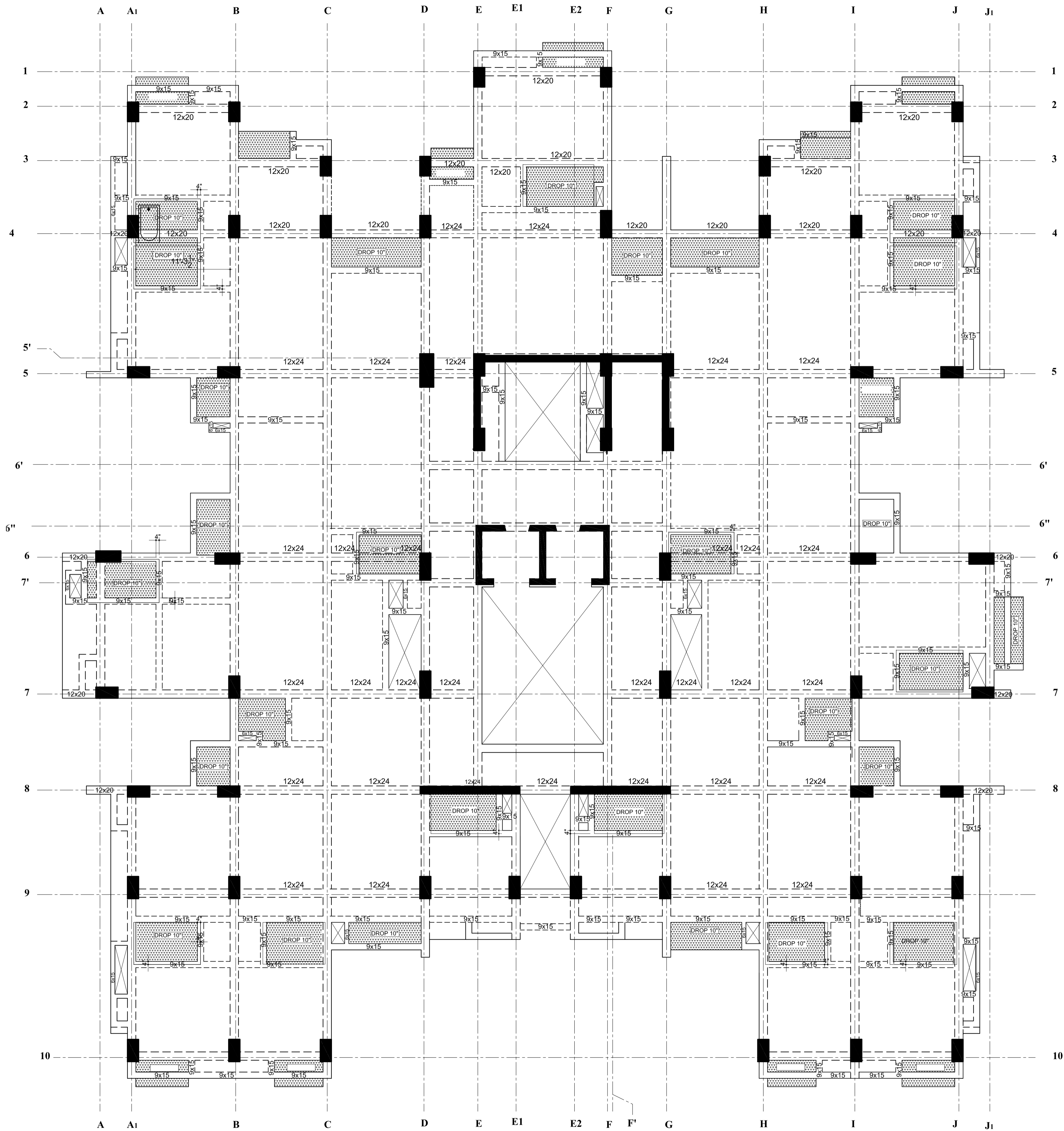
OWNER: DOWNTOWN HOUSING CO. PVT.LTD			
SIGNATURE:	DESIGNATION:		
BUILDING TYPE: APARTMENT	LOCATION: CHAPRAHIL, LALITPUR, NEPAL		
PLOT NO.: 1242, 1243, 1244, 574, 600, 603, 605, 8	AREA: 11-12-0-1		
DEALT BY:			
DRAWN BY:	CHECKED BY:		
DRAWING TITLE: TYPICAL FLOOR SLAB DETAILS			
DATE: NOV 2014	SCALE: As Mentioned	REGISTRATION NO.: 13 LSMC	Drawing No.: STR/B-TYP-02



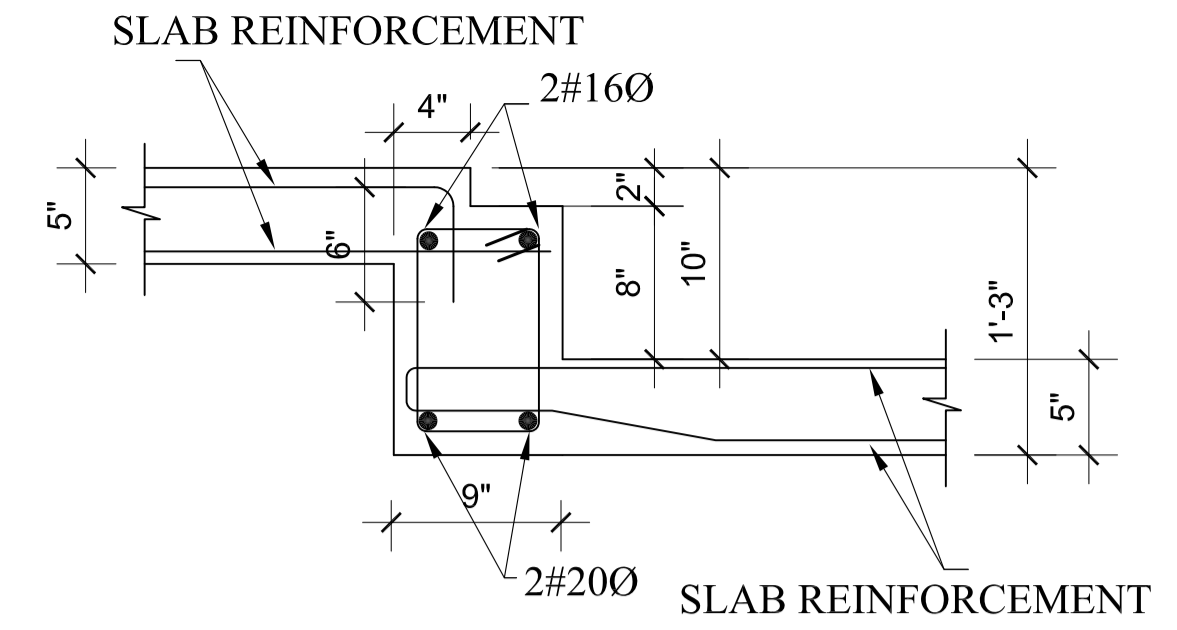
BLOCK B
TYPICAL FLOOR SLAB (TOP BAR DETAIL) (Y- AXIS)
 (ALL SLABS SHALL BE 5" THK. UNLESS MENTIONED OTHERWISE)
 DISTRIBUTION BAR 8mm @ 8" c/c
 SCALE= 1/8"-1'-0"

- NOTES**
1. ALL DIMENSIONS ARE IN INCH UNLESS NOTED OTHERWISE.
 2. WRITTEN DIMENSIONS SHALL BE FOLLOWED. DRAWINGS ARE NOT TO BE SCALED.
 3. GRADE OF CONCRETE MIX SHALL BE M-20 CONFORMING TO I.S.:456-2000.
 4. REINFORCEMENT SHALL BE HIGH STRENGTH DEFORMED BARS OF GRADE Fe500 FOR MAIN REINFORCEMENT AND SHEAR REINFORCEMENTS
 5. CLEAR COVER TO REINFORCEMENT SHALL BE AS FOLLOWS BEAMS = 30MM
 6. ANY DISCREPANCIES FOUND IN DIMENSIONS IN ANY OF THE DRAWINGS SHALL BE CLARIFIED WITH THE ENGINEER IN CHARGE BEFORE EXECUTION OF WORK AT SITE.
 7. THE CONTRACTOR SHALL INSPECT & VERIFY ALL DIMENSIONS & LEVELS IN THE DRAWINGS AND SHALL COORDINATE WITH ACTUAL SITE CONDITIONS. ANY DISCREPANCY FOUND SHALL BE BROUGHT TO NOTICE OF THE ENGINEER IN CHARGE BEFORE EXECUTION OF WORK AT SITE.
 8. THIS DRAWING SHALL BE READ IN CONJUNCTION WITH ALL OTHER STRUCTURAL, ARCHITECTURAL, ELECTRICAL, PLUMBING & WATER SUPPLY DRAWINGS AND ALL OTHER SERVICES DRAWINGS AND THE TENDER DOCUMENT.

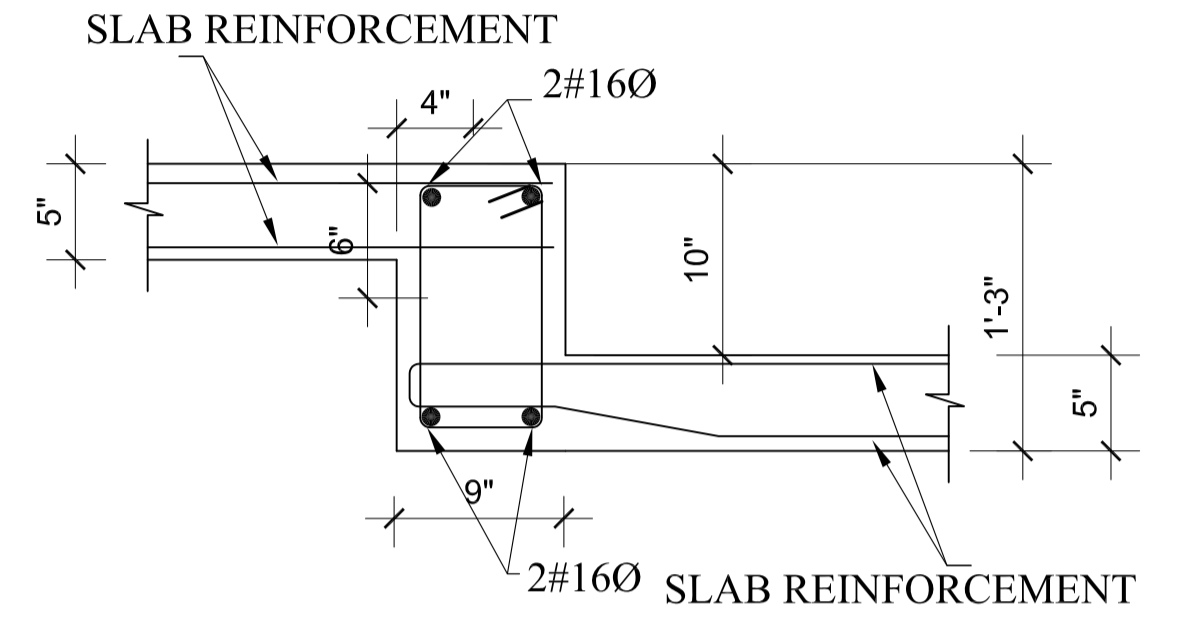
OWNER: DOWNTOWN HOUSING CO. PVT.LTD			
SIGNATURE:		DESIGNATION:	
BUILDING TYPE: APARTMENT		LOCATION: CHAPRAHSEL, LALITPUR, NEPAL	
PLOT NO.: 1242, 1243, 1244, 574, 600, 603, 605, 8		AREA: 11-120-1	
DEALT BY:			
DRAWN BY:		CHECKED BY:	
DRAWING TITLE: TYPICAL FLOR SLAB DETAILS			
DATE: NOV 2014	SCALE: As Mentioned	REGISTRATION NO.: 13 LSMC	Drawing No. STR/B-TYP-03



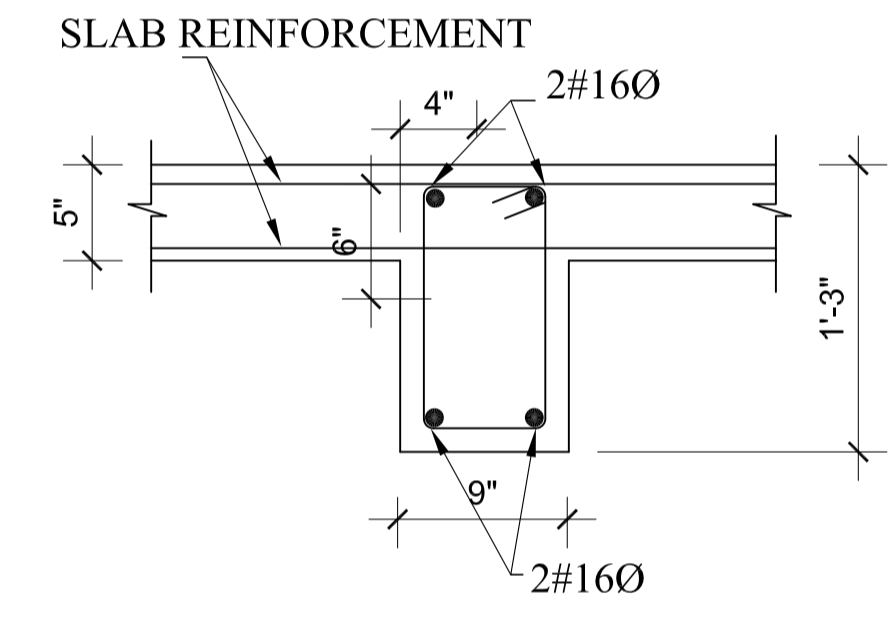
BLOCK-B
6TH/7TH FLOOR FRAMMING PLAN
 ALL BEAMS SHALL BE 12"x20" UNLESS MENTIONED OTHERWISE
 SCALE :1/8" = 1'-0"



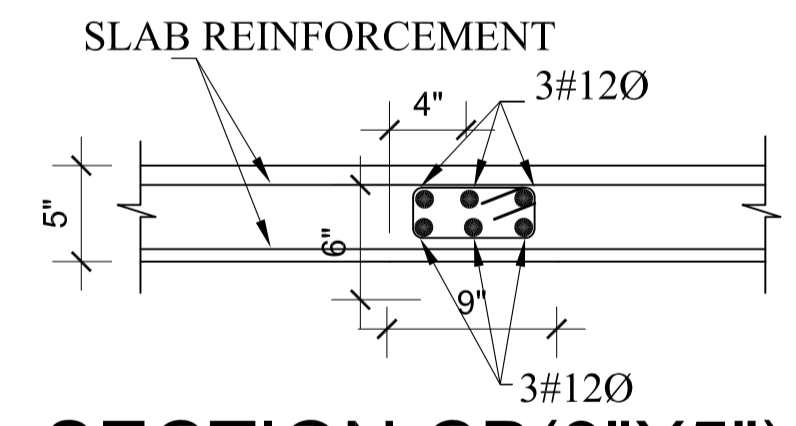
SECTION SB1 (9"X15")
 SHEAR REINFORCEMENT @ 4"/6" C/C
 SCALE :1" = 2'-0"



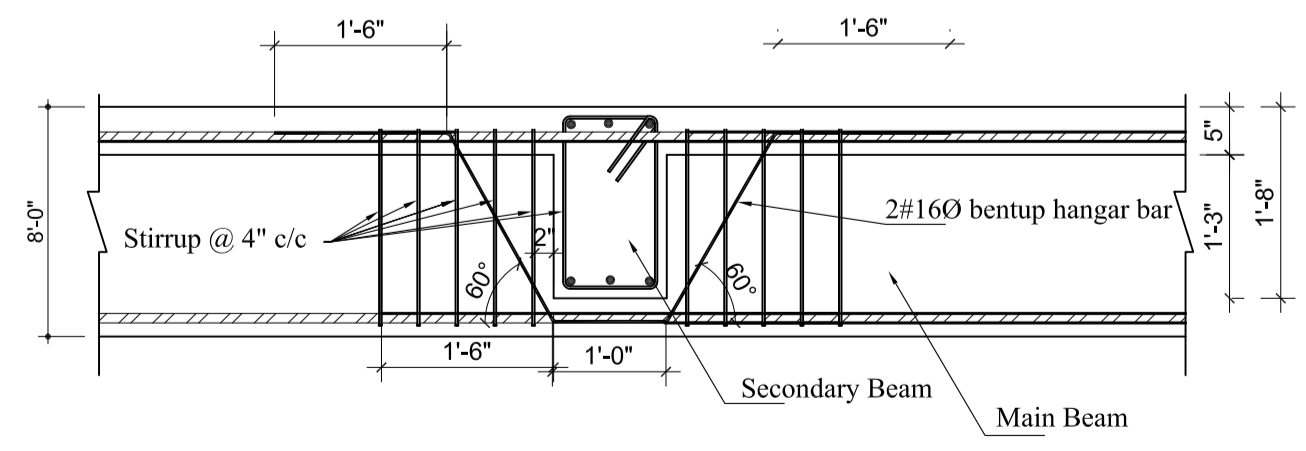
SECTION (9"X15")
 SHEAR REINFORCEMENT @ 4"/6" C/C
 SCALE :1" = 2'-0"



SECTION (9"X15")
 SHEAR REINFORCEMENT @ 4"/6" C/C
 SCALE :1" = 2'-0"



SECTION CB(9"X5")
 SHEAR REINFORCEMENT @ 4"/6" C/C
 SCALE :1" = 2'-0"



TYPICAL DETAILS AT BEAM-BEAM CROSSING
 SCALE :1" = 2'-0"

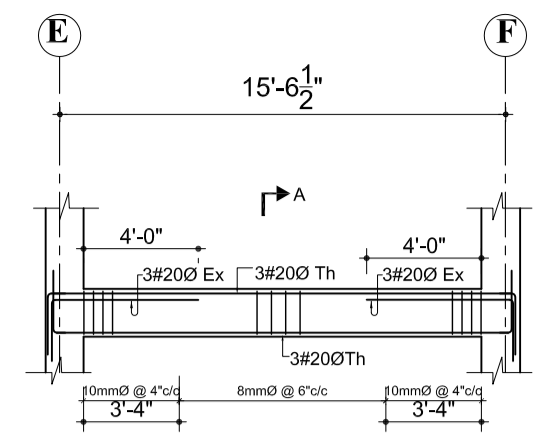
NOTES

1. ALL DIMENSIONS ARE IN INCH UNLESS NOTED OTHERWISE.
2. WRITTEN DIMENSIONS SHALL BE FOLLOWED. DRAWINGS ARE NOT TO BE SCALED.
3. GRADE OF CONCRETE MIX SHALL BE M-20 CONFORMING TO I.S.:456-2000 UNLESS NOTED OTHERWISE.
4. REINFORCEMENT SHALL BE HIGH STRENGTH DEFORMED BARS OF GRADE Fe500 FOR MAIN REINFORCEMENT AND SHEAR REINFORCEMENTS
5. CLEAR COVER TO REINFORCEMENT SHALL BE AS FOLLOWS BEAMS = 25MM, COLUMNS =40MM AND SLABS =20MM
6. ANY DISCREPANCIES FOUND IN DIMENSIONS IN ANY OF THE DRAWINGS SHALL BE CLARIFIED WITH THE ENGINEER IN CHARGE BEFORE EXECUTION OF WORK AT SITE.
7. THE CONTRACTOR SHALL INSPECT & VERIFY ALL DIMENSIONS & LEVELS IN THE DRAWINGS AND SHALL COORDINATE WITH ACTUAL SITE CONDITIONS. ANY DISCREPANCY FOUND SHALL BE BROUGHT TO NOTICE OF THE ENGINEER IN CHARGE BEFORE EXECUTION OF WORK AT SITE.
8. THIS DRAWING SHALL BE READ IN CONJUNCTION WITH ALL OTHER STRUCTURAL, ARCHITECTURAL, ELECTRICAL, PLUMBING & WATER SUPPLY DRAWINGS AND ALL OTHER SERVICES DRAWINGS AND THE TENDER DOCUMENT.

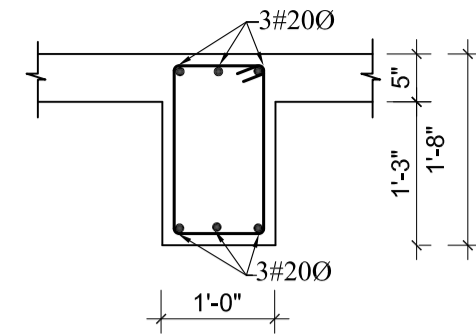
OWNER: DOWNTOWN HOUSING CO. PVT.LTD	
SIGNATURE:	DESIGNATION:
BUILDING TYPE: APARTMENT	LOCATION: CHAPRAHIL, LALITPUR, NEPAL
PLOT NO.: 1242, 1243, 1244, 574, 600, 603, 605,8	AREA: 11-12-0-1
DEALT BY:	CHECKED BY:
DRAWN BY:	CHECKED BY:
DRAWING TITLE: SIXTH/SEVENTH FLOOR BEAM DETAILS	
DATE: NOV 2014	SCALE: As Mentioned
REGISTRATION NO: 13 LSMC	Drawing No. STR/B-SS-01

NOTES

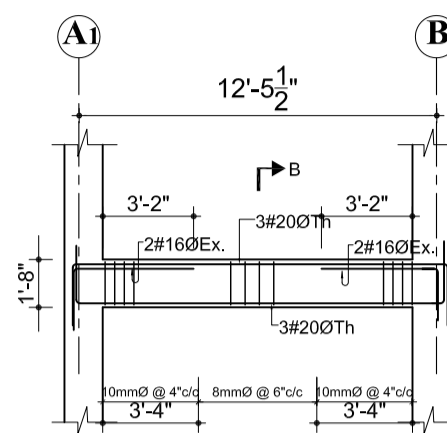
1. ALL DIMENSIONS ARE IN INCH UNLESS NOTED OTHERWISE.
2. WRITTEN DIMENSIONS SHALL BE FOLLOWED. DRAWINGS ARE NOT TO BE SCALED.
3. GRADE OF CONCRETE MIX SHALL BE M-20 CONFORMING TO I.S.:456-2000 UNLESS NOTED OTHERWISE.
4. REINFORCEMENT SHALL BE HIGH STRENGTH DEFORMED BARS OF GRADE Fe500 FOR MAIN REINFORCEMENT AND SHEAR REINFORCEMENTS
5. CLEAR COVER TO REINFORCEMENT SHALL BE AS FOLLOWS BEAMS = 25MM, COLUMNS =40MM AND SLABS =20MM
6. ANY DISCREPANCIES FOUND IN DIMENSIONS IN ANY OF THE DRAWINGS SHALL BE CLARIFIED WITH THE ENGINEER IN CHARGE BEFORE EXECUTION OF WORK AT SITE.
7. THE CONTRACTOR SHALL INSPECT & VERIFY ALL DIMENSIONS & LEVELS IN THE DRAWINGS AND SHALL COORDINATE WITH ACTUAL SITE CONDITIONS. ANY DISCREPANCY FOUND SHALL BE BROUGHT TO NOTICE OF THE ENGINEER IN CHARGE BEFORE EXECUTION OF WORK AT SITE.
8. THIS DRAWING SHALL BE READ IN CONJUNCTION WITH ALL OTHER STRUCTURAL, ARCHITECTURAL, ELECTRICAL, PLUMBING & WATER SUPPLY DRAWINGS AND ALL OTHER SERVICES DRAWINGS AND THE TENDER DOCUMENT.



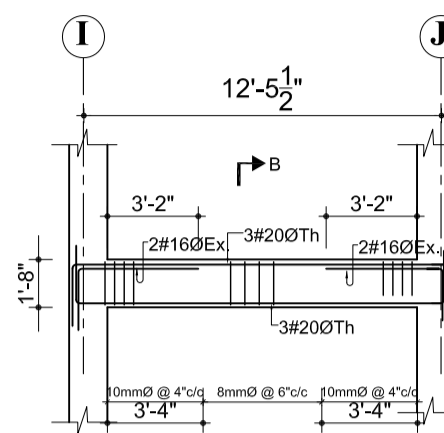
**6TH/7TH FLOOR BEAM
GRID 1-1**
SCALE: 1" = 8'-0"



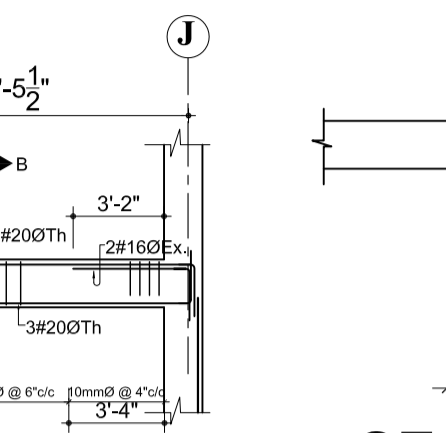
SECTION AT A
SCALE: 1" = 2'-0"



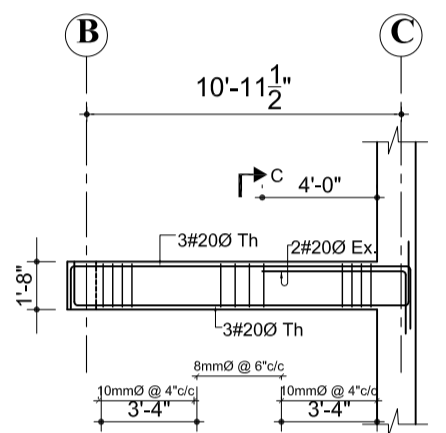
**6TH/7TH FLOOR BEAM
GRID 2-2**
SCALE: 1" = 8'-0"



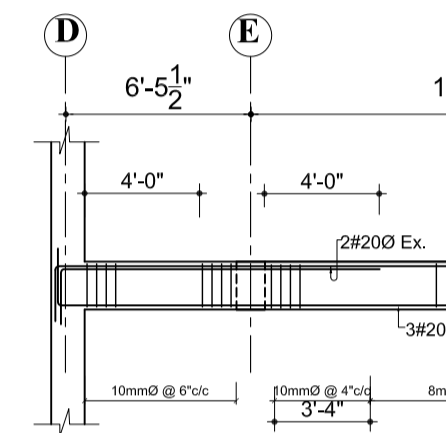
**6TH/7TH FLOOR BEAM
GRID 3-3**
SCALE: 1" = 8'-0"



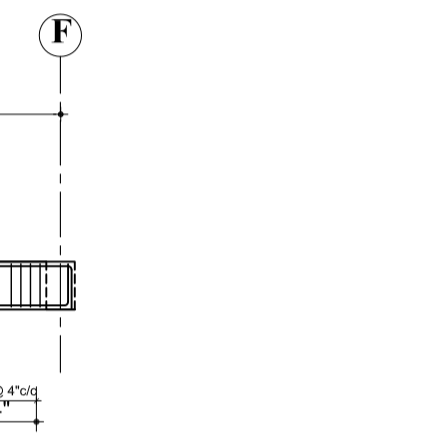
SECTION AT B
SCALE: 1" = 2'-0"



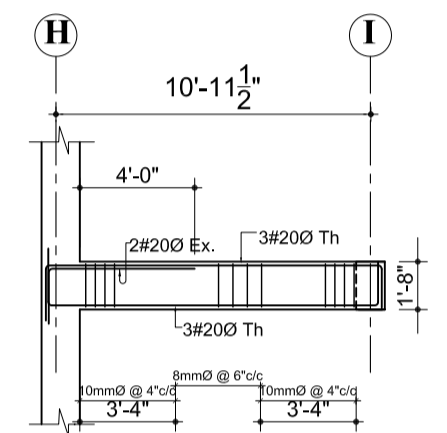
**6TH/7TH FLOOR BEAM
GRID 3-3**
SCALE: 1" = 8'-0"



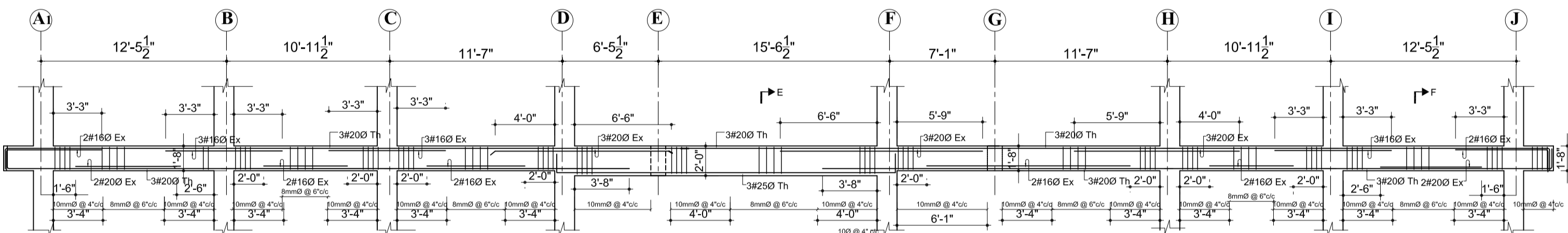
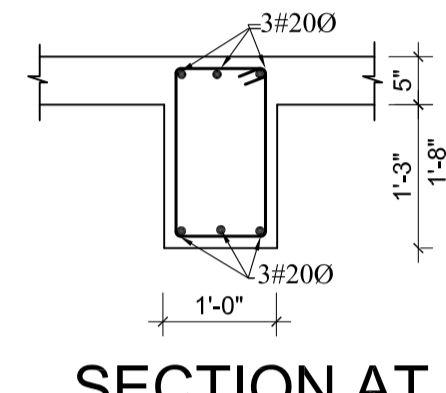
**6TH/7TH FLOOR BEAM
GRID 3-3**
SCALE: 1" = 8'-0"



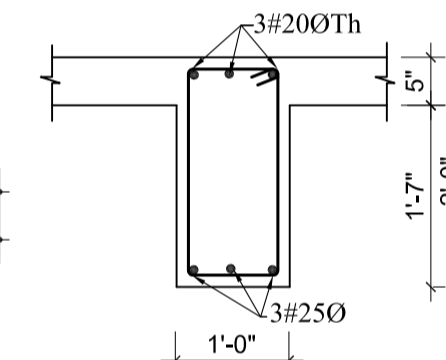
**6TH/7TH FLOOR BEAM
GRID 3-3**
SCALE: 1" = 8'-0"



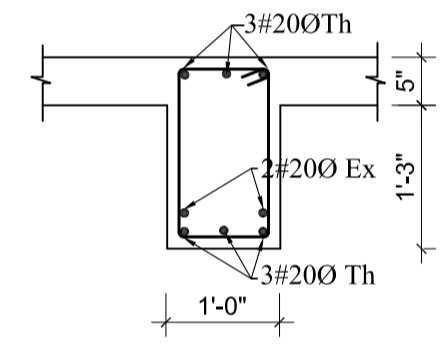
SECTION AT C
SCALE: 1" = 2'-0"



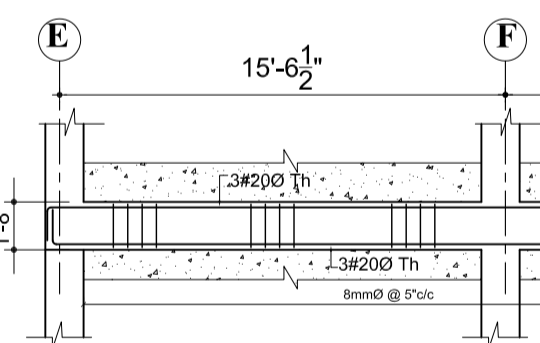
**6TH/7TH FLOOR BEAM
GRID 4-4**
SCALE: 1" = 8'-0"



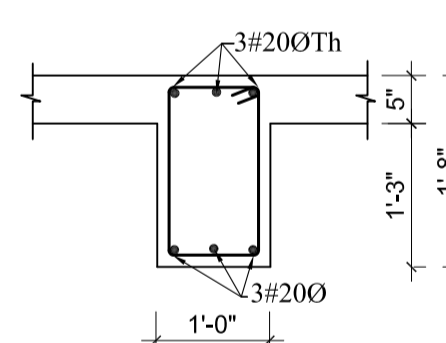
SECTION AT E
SCALE: 1" = 2'-0"



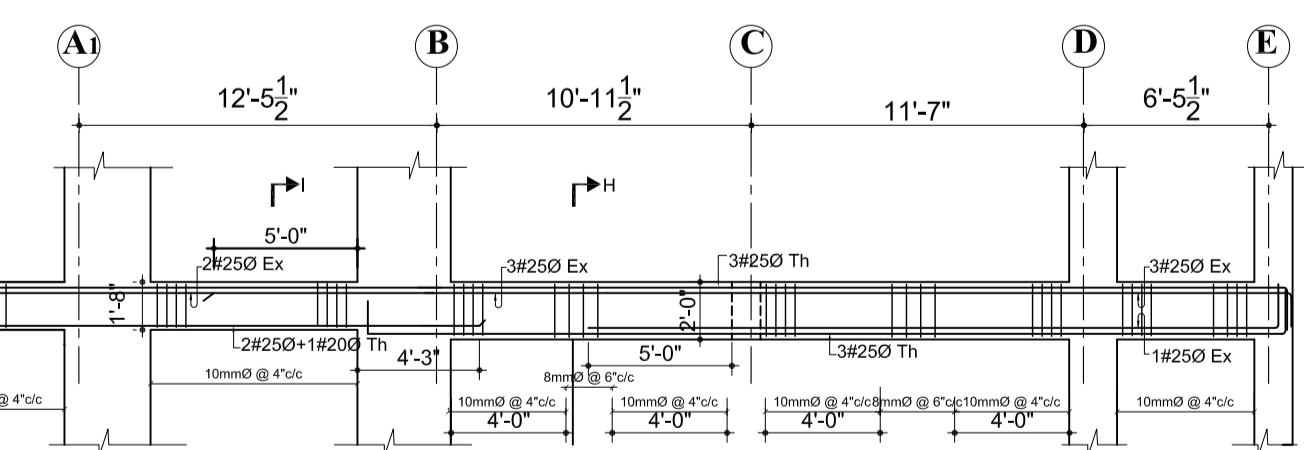
SECTION AT F
SCALE: 1" = 2'-0"



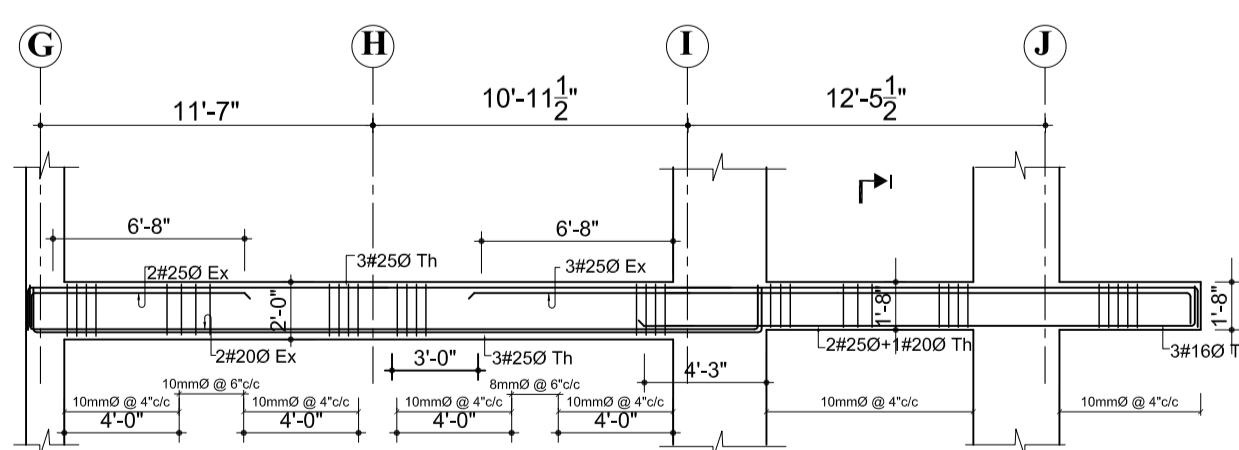
**6TH/7TH FLOOR BEAM
GRID 5-5**
SCALE: 1" = 8'-0"



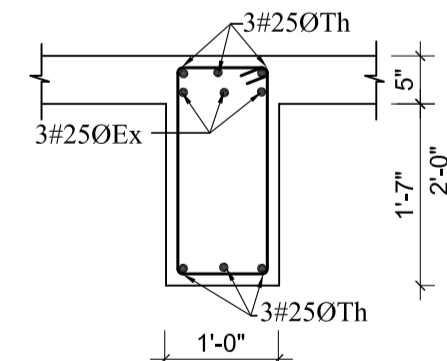
SECTION AT G
SCALE: 1" = 2'-0"



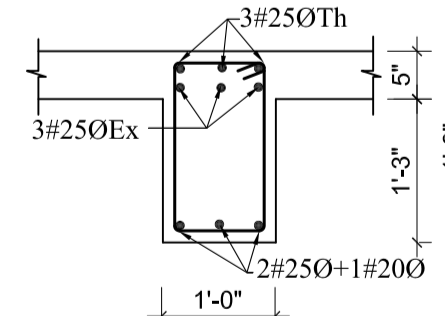
**6TH/7TH FLOOR BEAM
GRID 5-5**
SCALE: 1" = 8'-0"



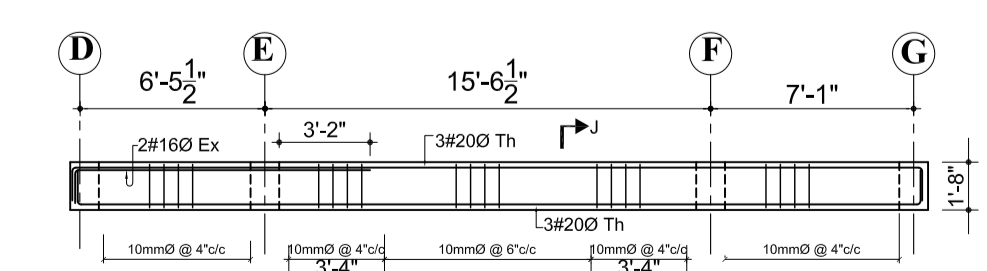
**6TH/7TH FLOOR BEAM
GRID 5-5**
SCALE: 1" = 8'-0"



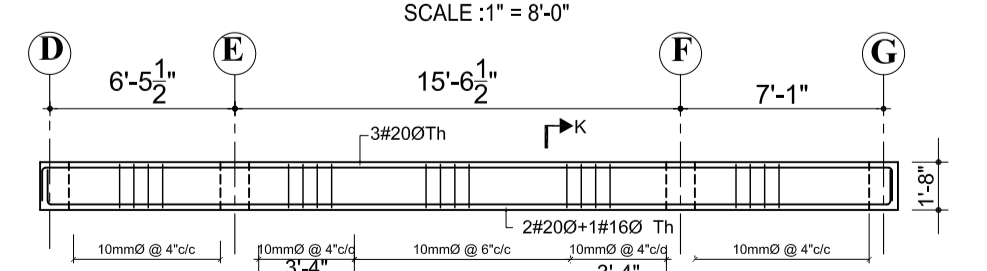
SECTION AT H
SCALE: 1" = 2'-0"



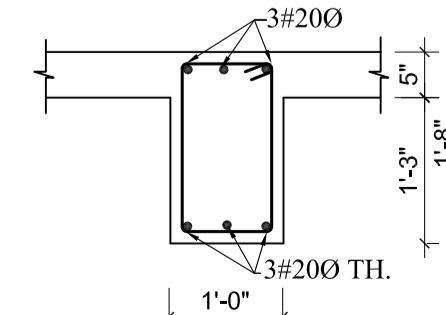
SECTION AT I
SCALE: 1" = 2'-0"



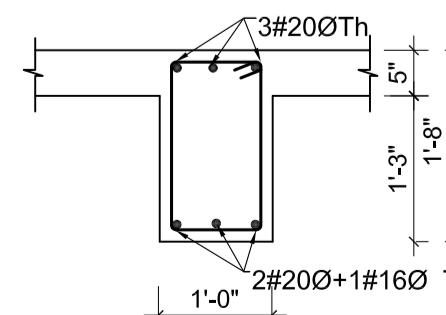
**6TH/7TH FLOOR BEAM
GRID 6-6**
SCALE: 1" = 8'-0"



**6TH/7TH FLOOR BEAM
GRID 6-6**
SCALE: 1" = 8'-0"



SECTION AT J
SCALE: 1" = 2'-0"



SECTION AT K
SCALE: 1" = 2'-0"

OWNER:
DOWNTOWN HOUSING CO. PVT.LTD

SIGNATURE: _____ DESIGNATION: _____

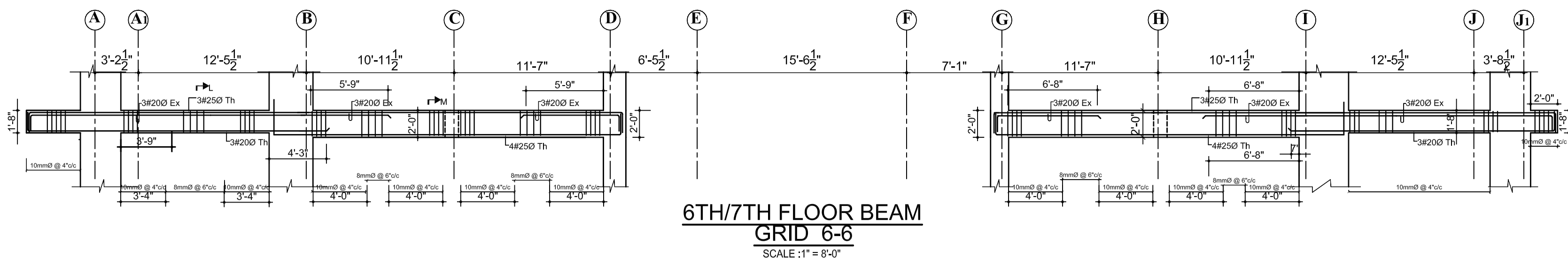
BUILDING TYPE: APARTMENT LOCATION: CHAPRAHIL, LALITPUR, NEPAL

PLOT NO.: 1242, 1243, 1244, 574, 600, 603, 605, 8 AREA: 11-12-0-1

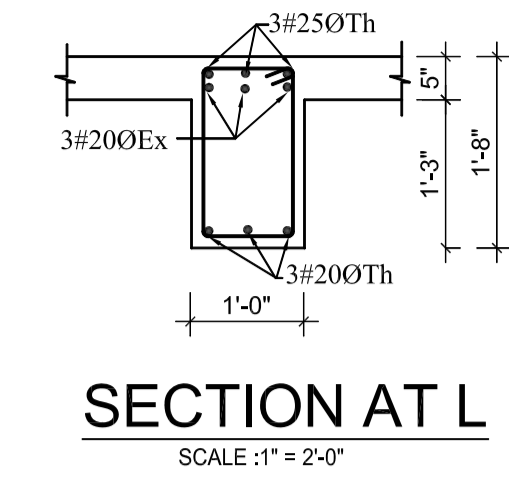
DEALT BY: _____

DRAWN BY: _____ CHECKED BY: _____

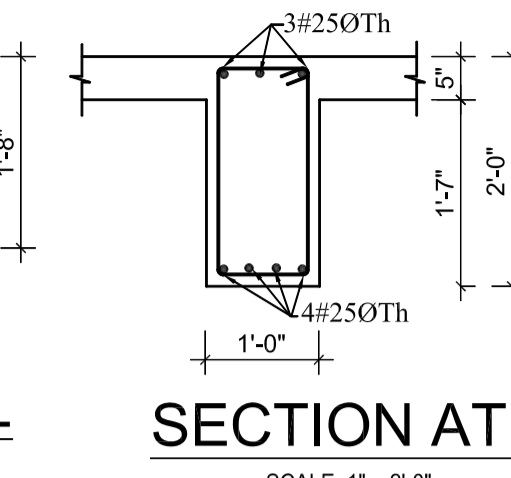
DRAWING TITLE:
SIXTH/SEVENTH FLOOR BEAM DETAILS



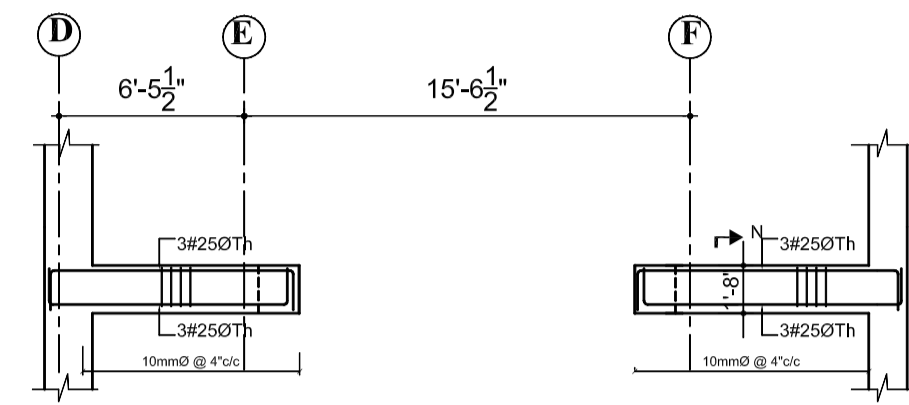
6TH/7TH FLOOR BEAM
GRID 6-6
SCALE : 1" = 8'-0"



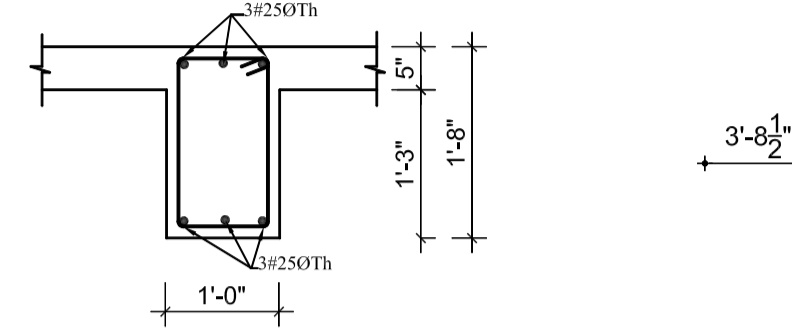
SECTION AT L
SCALE : 1" = 2'-0"



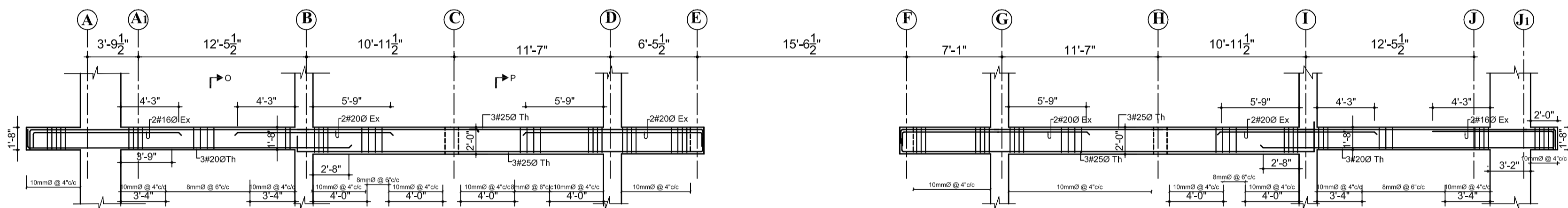
SECTION AT M
SCALE : 1" = 2'-0"



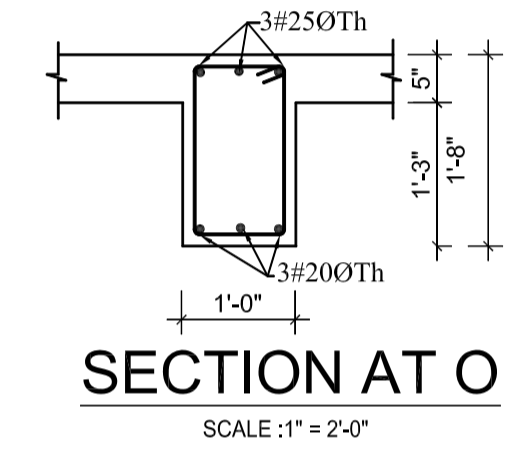
6TH/7TH FLOOR BEAM
GRID 7-7
SCALE : 1" = 8'-0"



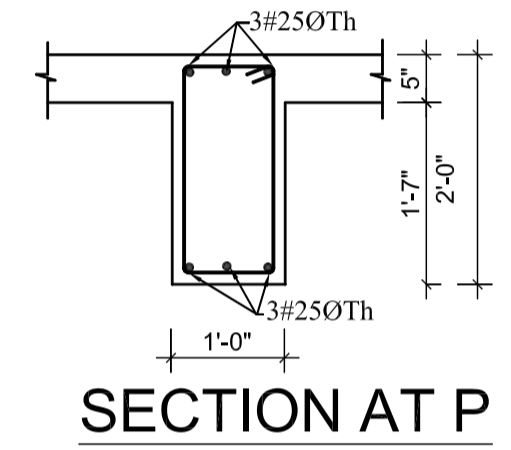
SECTION AT N
SCALE : 1" = 2'-0"



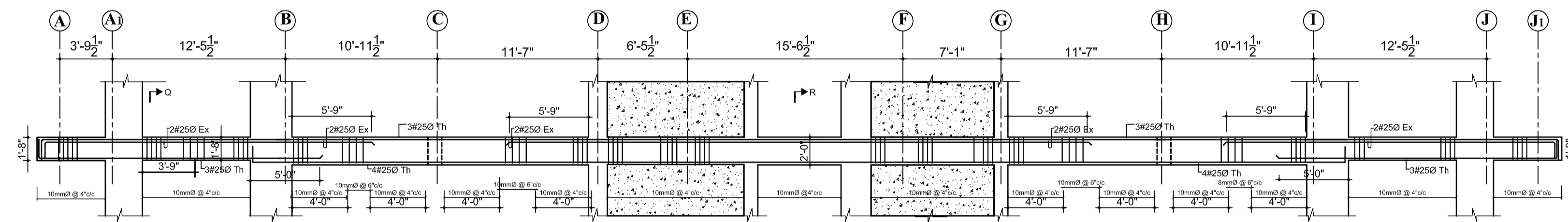
6TH/7TH FLOOR BEAM
GRID 7-7
SCALE : 1" = 8'-0"



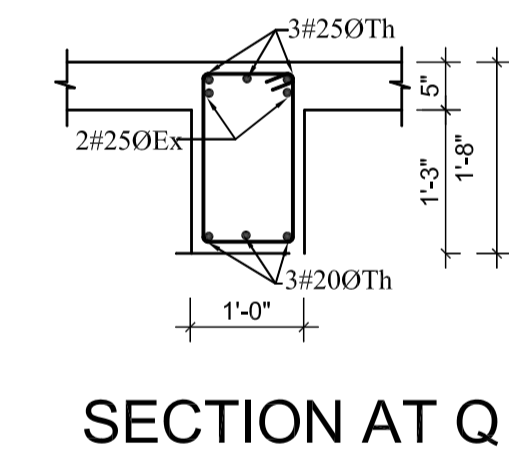
SECTION AT O
SCALE : 1" = 2'-0"



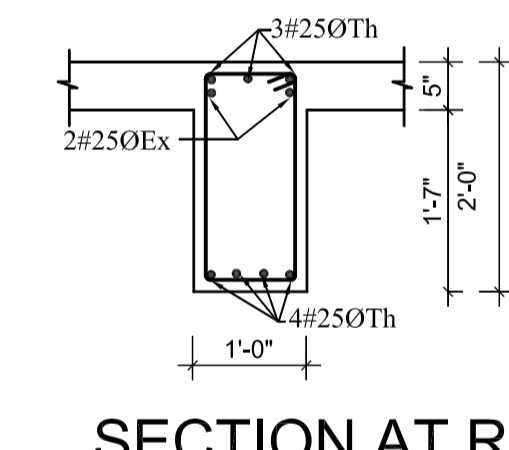
SECTION AT P
SCALE : 1" = 2'-0"



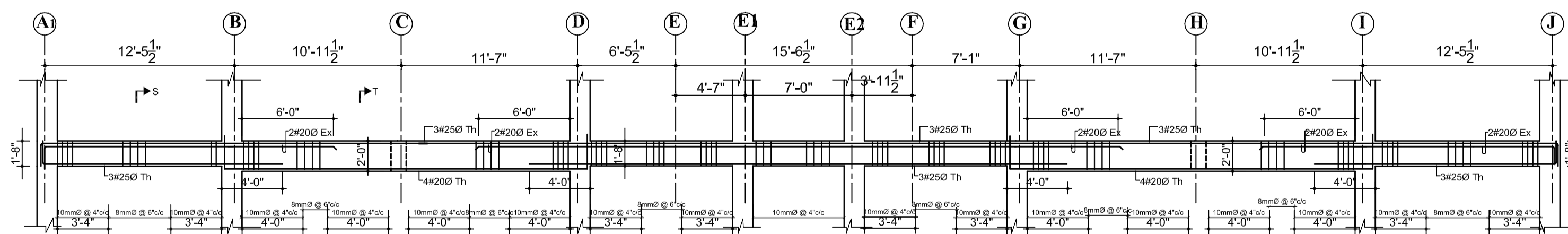
6TH/7TH FLOOR BEAM
GRID 8-8
SCALE : 1" = 8'-0"



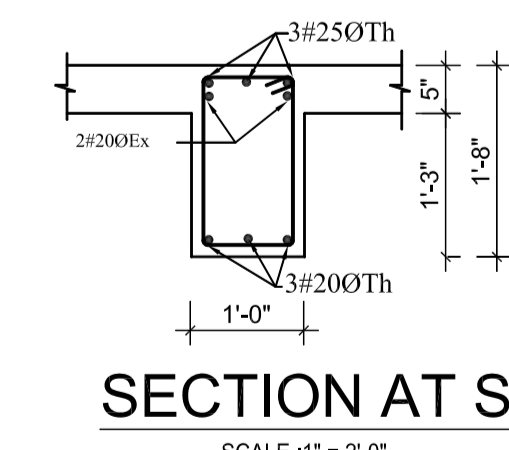
SECTION AT Q
SCALE : 1" = 2'-0"



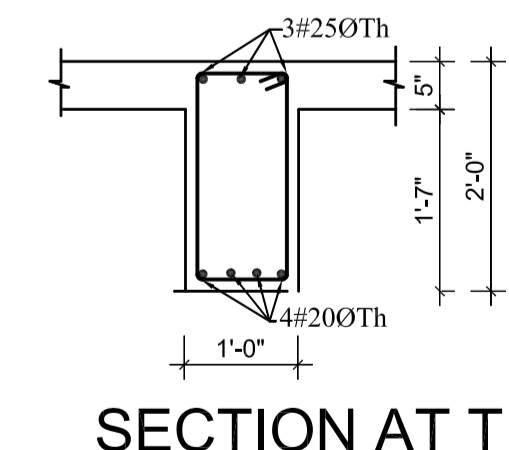
SECTION AT R
SCALE : 1" = 2'-0"



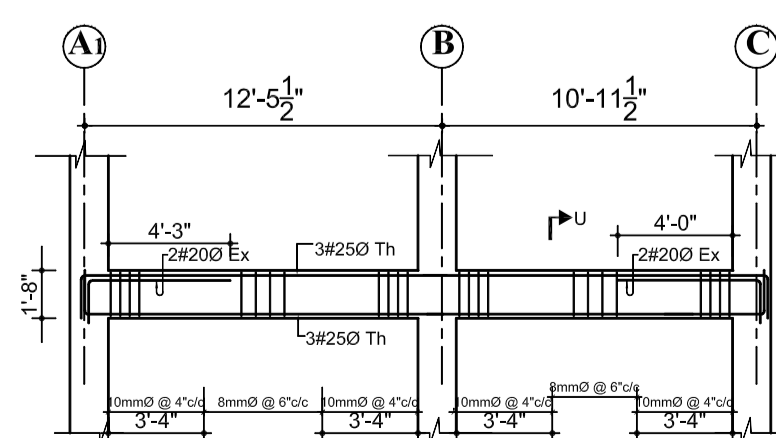
6TH/7TH FLOOR BEAM
GRID 9-9
SCALE : 1" = 8'-0"



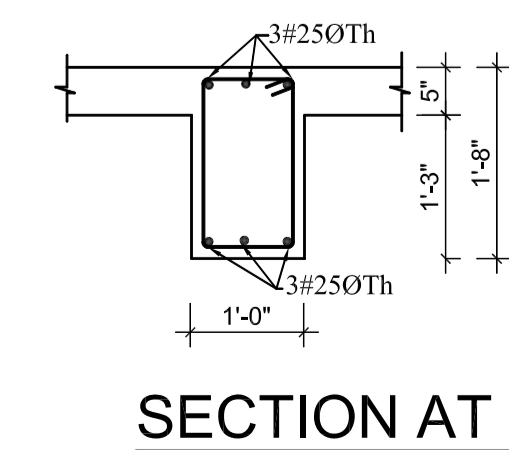
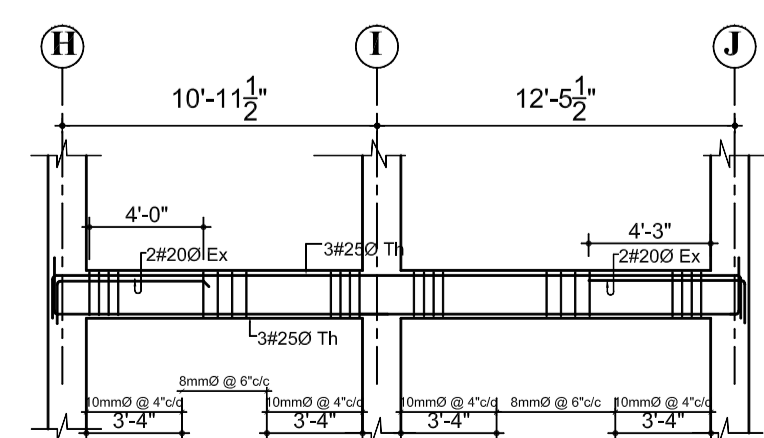
SECTION AT S
SCALE : 1" = 2'-0"



SECTION AT T
SCALE : 1" = 2'-0"



6TH/7TH FLOOR BEAM
GRID 10-10
SCALE : 1" = 8'-0"



SECTION AT U
SCALE : 1" = 2'-0"

NOTES

1. ALL DIMENSIONS ARE IN INCH UNLESS NOTED OTHERWISE.
2. WRITTEN DIMENSIONS SHALL BE FOLLOWED. DRAWINGS ARE NOT TO BE SCALED.
3. GRADE OF CONCRETE MIX SHALL BE M-20 CONFORMING TO I.S.:456-2000 UNLESS NOTED OTHERWISE.
4. REINFORCEMENT SHALL BE HIGH STRENGTH DEFORMED BARS OF GRADE Fe500 FOR MAIN REINFORCEMENT AND SHEAR REINFORCEMENTS
5. CLEAR COVER TO REINFORCEMENT SHALL BE AS FOLLOWS BEAMS = 25MM, COLUMNS = 40MM AND SLABS = 20MM
6. ANY DISCREPANCIES FOUND IN DIMENSIONS IN ANY OF THE DRAWINGS SHALL BE CLARIFIED WITH THE ENGINEER IN CHARGE BEFORE EXECUTION OF WORK AT SITE.
7. THE CONTRACTOR SHALL INSPECT & VERIFY ALL DIMENSIONS & LEVELS IN THE DRAWINGS AND SHALL COORDINATE WITH ACTUAL SITE CONDITIONS. ANY DISCREPANCY FOUND SHALL BE BROUGHT TO NOTICE OF THE ENGINEER IN CHARGE BEFORE EXECUTION OF WORK AT SITE.
8. THIS DRAWING SHALL BE READ IN CONJUNCTION WITH ALL OTHER STRUCTURAL, ARCHITECTURAL, ELECTRICAL, PLUMBING & WATER SUPPLY DRAWINGS AND ALL OTHER SERVICES DRAWINGS AND THE TENDER DOCUMENT.

OWNER:
DOWNTOWN HOUSING CO. PVT.LTD

SIGNATURE: DESIGNATION:

BUILDING TYPE: LOCATION:
APARTMENT CHAPPAHILL, LALITPUR, NEPAL

PLOT NO.: AREA:
1242, 1243, 1244, 574, 600, 603, 605, 8 11-12-0-1

DEALT BY: DRAWN BY: CHECKED BY:

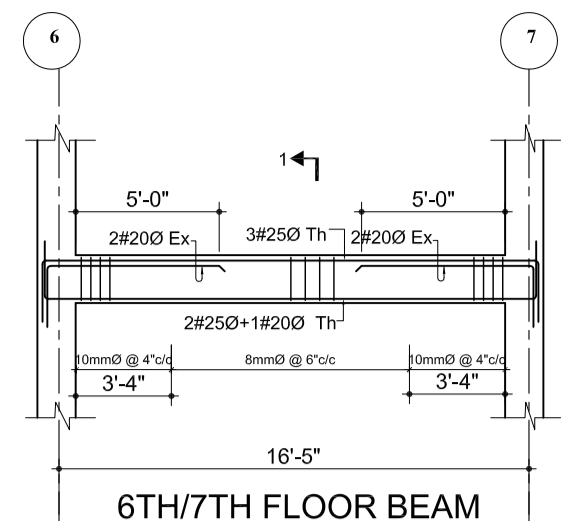
DRAWING TITLE:

SIXTH/SEVENTH FLOOR BEAM DETAILS

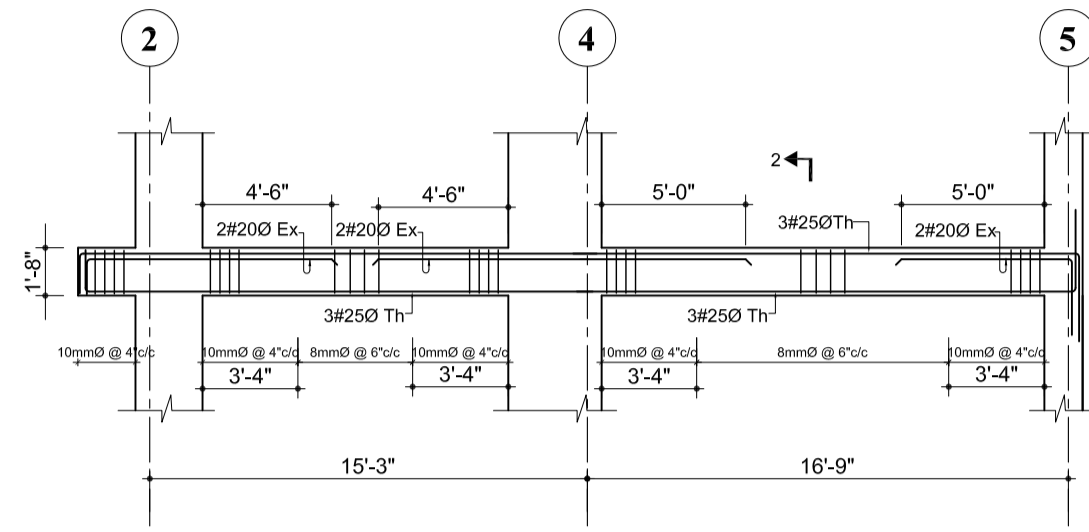
DATE: NOV/2014	SCALE: As Mentioned	REGISTRATION NO.: 13 LSMC	Drawing No.: STR/B-SS-03
-------------------	------------------------	------------------------------	-----------------------------

NOTES

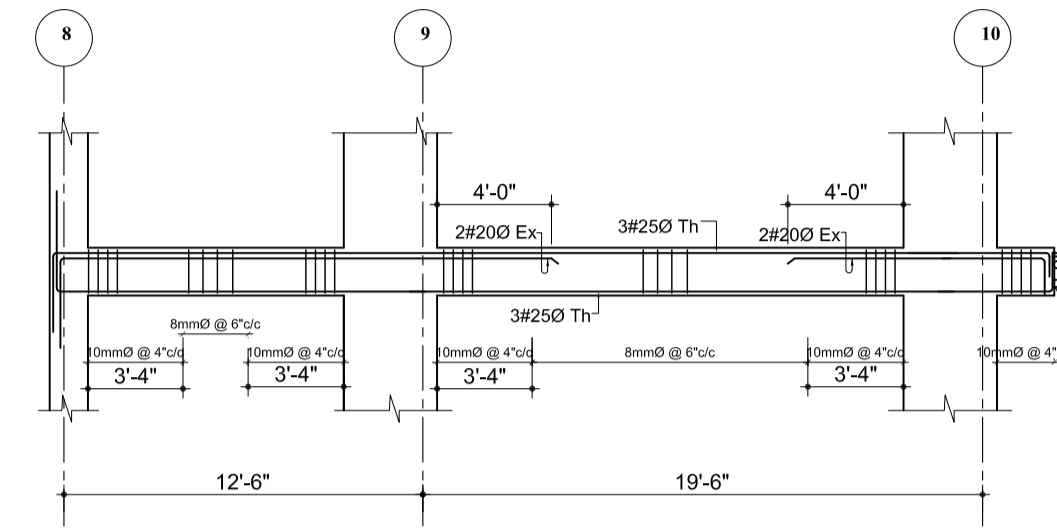
1. ALL DIMENSIONS ARE IN INCH UNLESS NOTED OTHERWISE.
2. WRITTEN DIMENSIONS SHALL BE FOLLOWED. DRAWINGS ARE NOT TO BE SCALED.
3. GRADE OF CONCRETE MIX SHALL BE M-20 CONFORMING TO I.S.:456-2000 UNLESS NOTED OTHERWISE.
4. REINFORCEMENT SHALL BE HIGH STRENGTH DEFORMED BARS OF GRADE Fe500 FOR MAIN REINFORCEMENT AND SHEAR REINFORCEMENTS
5. CLEAR COVER TO REINFORCEMENT SHALL BE AS FOLLOWS
BEAMS = 25MM, COLUMNS =40MM AND SLABS =20MM
6. ANY DISCREPANCIES FOUND IN DIMENSIONS IN ANY OF THE DRAWINGS SHALL BE CLARIFIED WITH THE ENGINEER IN CHARGE BEFORE EXECUTION OF WORK AT SITE.
7. THE CONTRACTOR SHALL INSPECT & VERIFY ALL DIMENSIONS & LEVELS IN THE DRAWINGS AND SHALL COORDINATE WITH ACTUAL SITE CONDITIONS. ANY DISCREPANCY FOUND SHALL BE BROUGHT TO NOTICE OF THE ENGINEER IN CHARGE BEFORE EXECUTION OF WORK AT SITE.
8. THIS DRAWING SHALL BE READ IN CONJUNCTION WITH ALL OTHER STRUCTURAL, ARCHITECTURAL, ELECTRICAL, PLUMBING & WATER SUPPLY DRAWINGS AND ALL OTHER SERVICES DRAWINGS AND THE TENDER DOCUMENT.



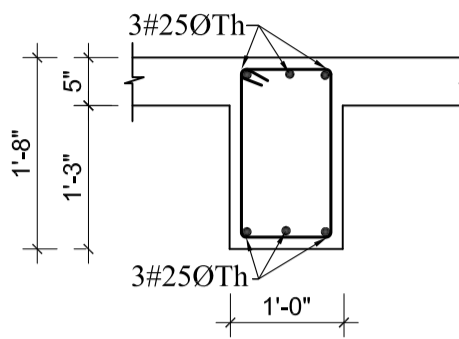
**6TH/7TH FLOOR BEAM
GRID A-A**
SCALE :1" = 8'-0"



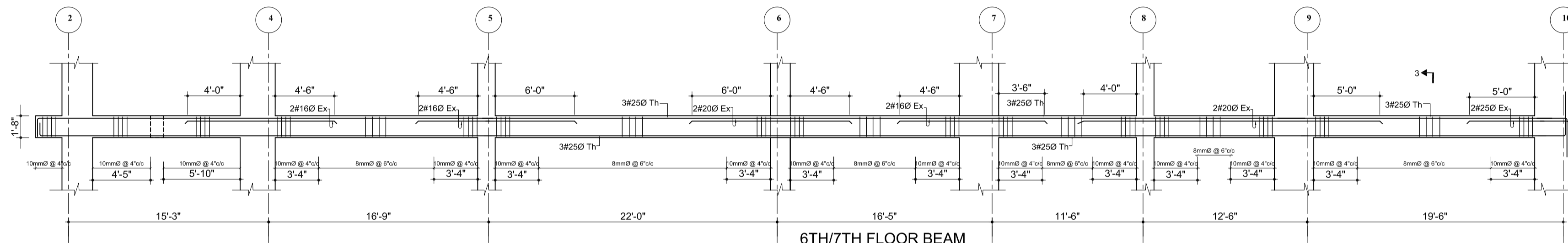
**6TH/7TH FLOOR BEAM
GRID A1-A1**
SCALE :1" = 8'-0"



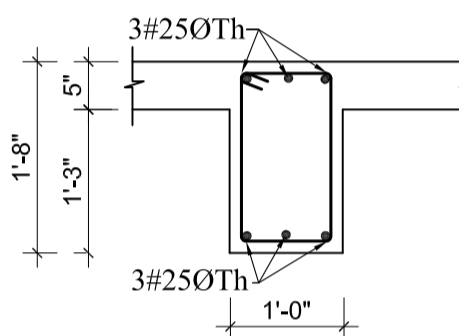
SECTION AT 1
SCALE :1" = 2'-0"



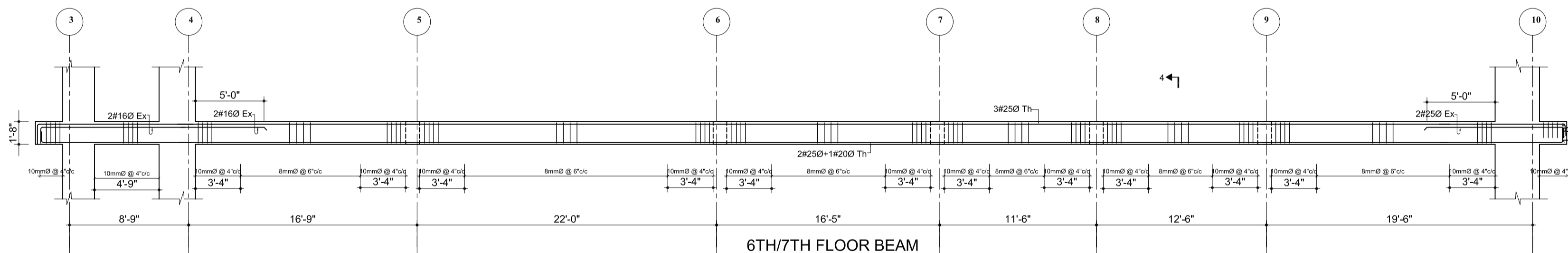
SECTION AT 2
SCALE :1" = 2'-0"



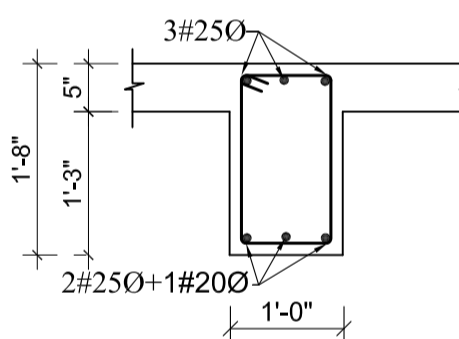
**6TH/7TH FLOOR BEAM
GRID B-B**
SCALE :1" = 8'-0"



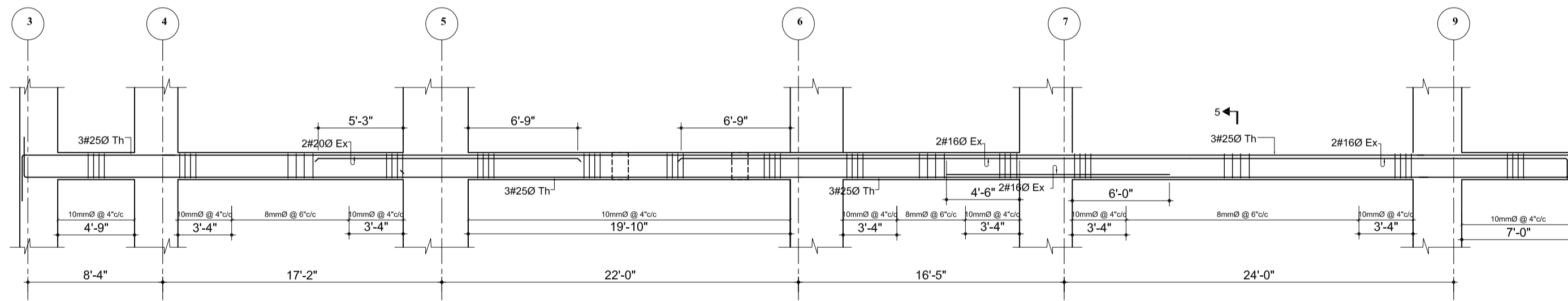
SECTION AT 3
SCALE :1" = 2'-0"



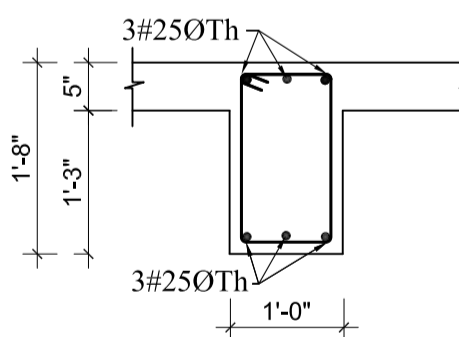
**6TH/7TH FLOOR BEAM
GRID C-C**
SCALE :1" = 8'-0"



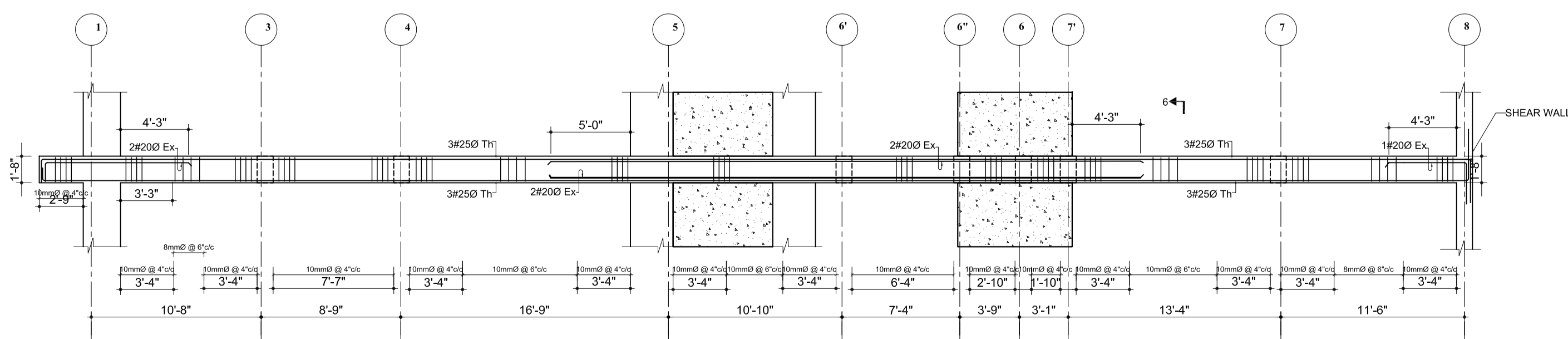
SECTION AT 4
SCALE :1" = 2'-0"



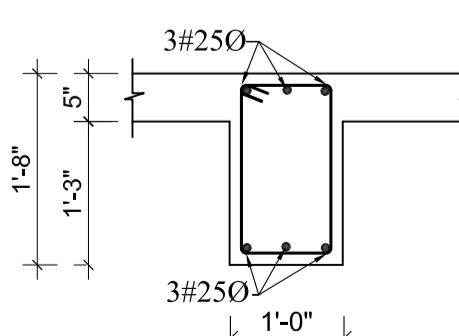
**6TH/7TH FLOOR BEAM
GRID D-D**
SCALE :1" = 8'-0"



SECTION AT 5
SCALE :1" = 2'-0"

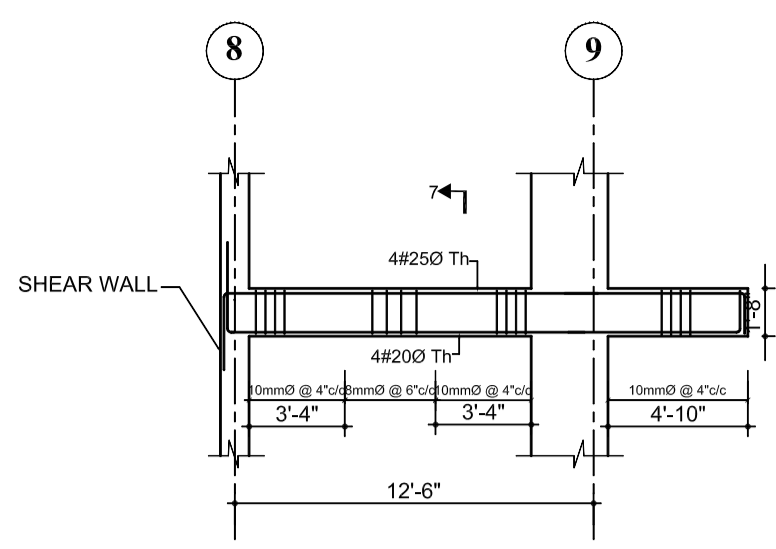


**6TH/7TH FLOOR BEAM
GRID E-E**
SCALE :1" = 8'-0"

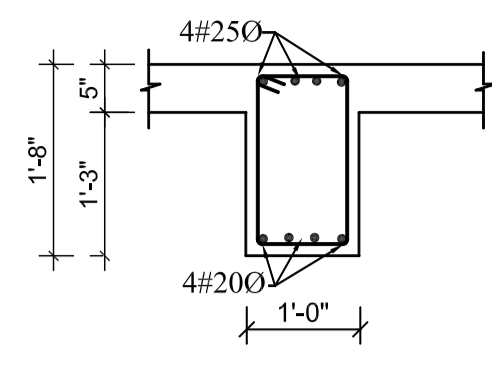


SECTION AT 6
SCALE :1" = 2'-0"

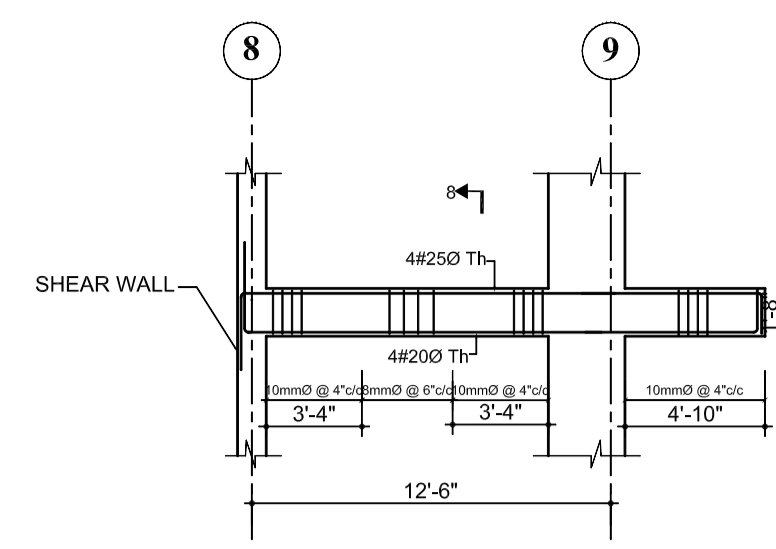
OWNER: DOWNTOWN HOUSING CO. PVT.LTD			
SIGNATURE:		DESIGNATION:	
BUILDING TYPE: APARTMENT		LOCATION: CHAPRAHIL, LALITPUR, NEPAL	
PLOT NO.: 1242, 1243, 1244, 574, 600, 603, 605, 8		AREA: 11-12-0-1	
DEALT BY:		CHECKED BY:	
DRAWN BY:		CHECKED BY:	
DRAWING TITLE: SIXTH/SEVENTH FLOOR BEAM DETAILS			
DATE: NOV.2014	SCALE: As Mentioned	REGISTRATION NO: 13 LSMC	Drawing No. STR/B-SS-04



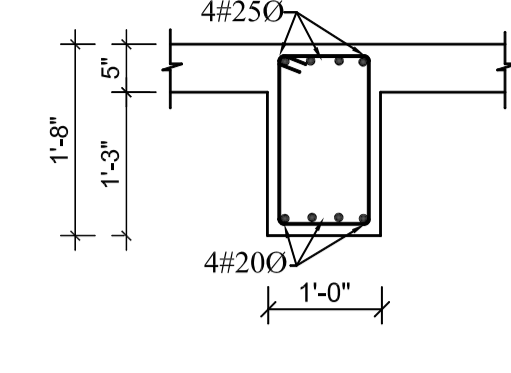
6TH/7TH FLOOR BEAM
GRID E1-E1
SCALE :1" = 8'-0"



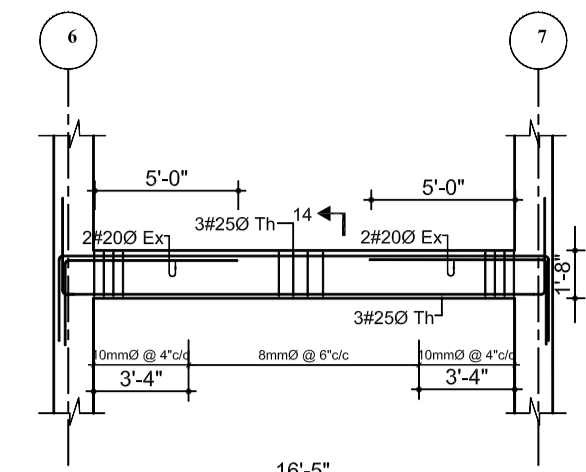
SECTION AT 7
SCALE :1" = 2'-0"



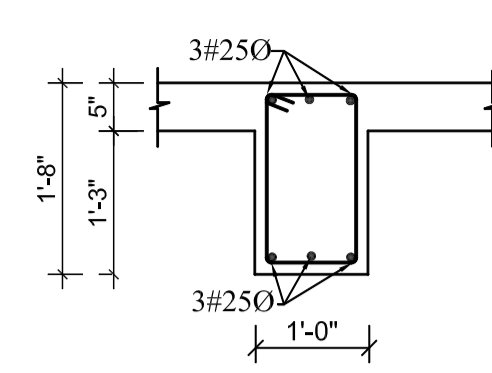
6TH/7TH FLOOR BEAM
GRID E2-E2
SCALE :1" = 8'-0"



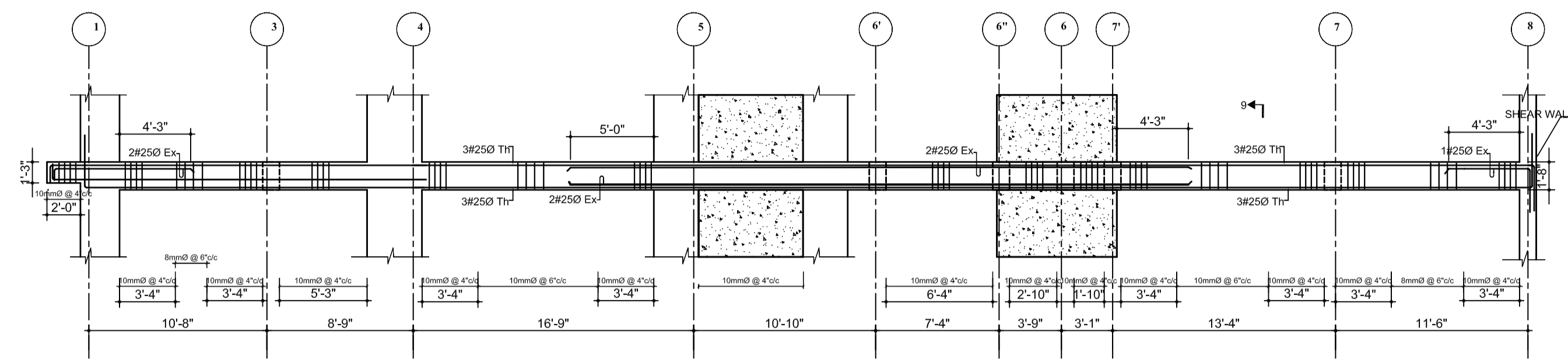
SECTION AT 8
SCALE :1" = 2'-0"



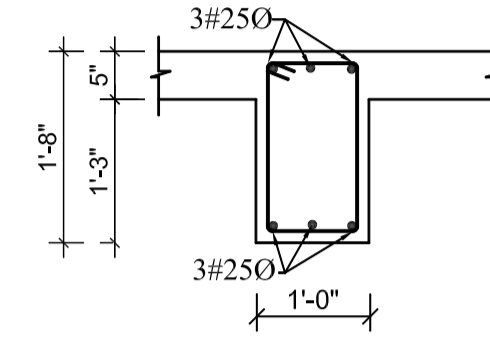
6TH/7TH FLOOR BEAM
GRID J1-J1
SCALE :1" = 8'-0"



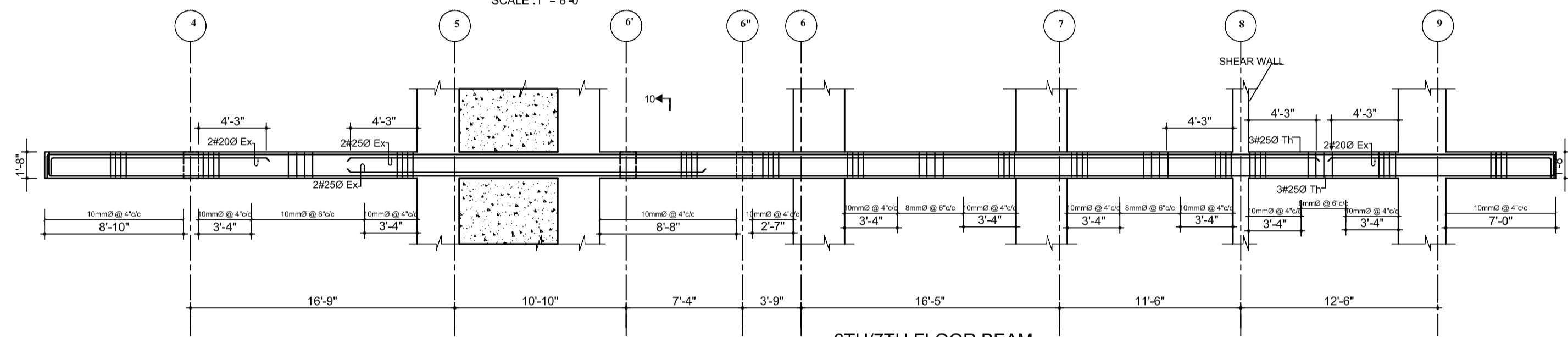
SECTION AT 14
SCALE :1" = 2'-0"



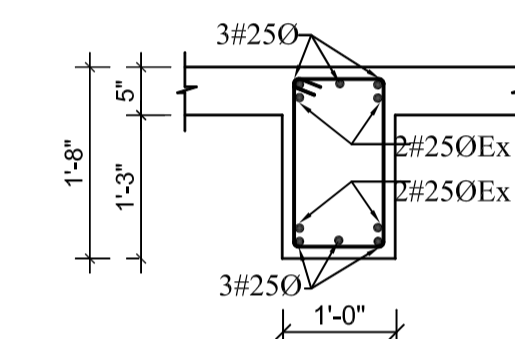
6TH/7TH FLOOR BEAM
GRID F-F
SCALE :1" = 8'-0"



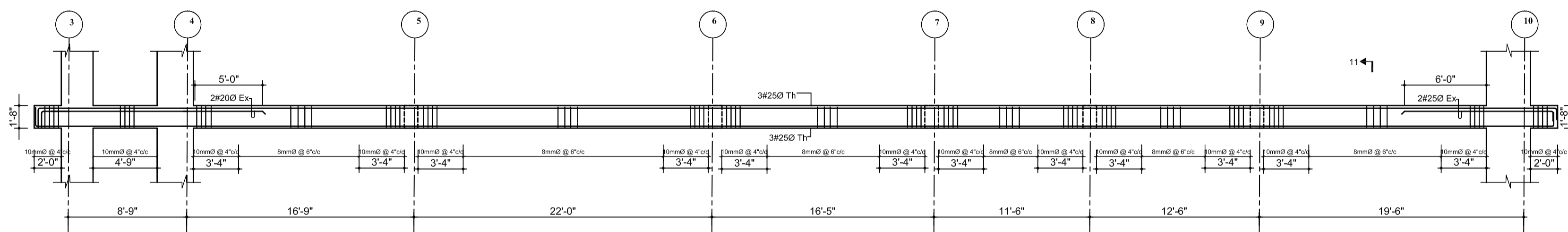
SECTION AT 9
SCALE :1" = 2'-0"



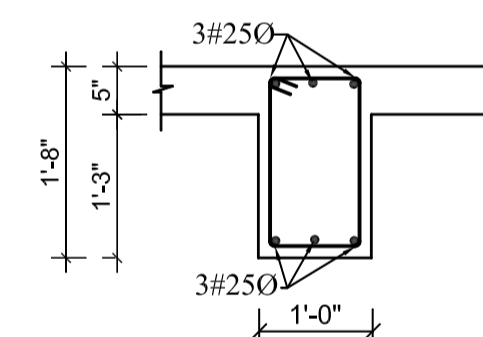
6TH/7TH FLOOR BEAM
GRID G-G
SCALE :1" = 8'-0"



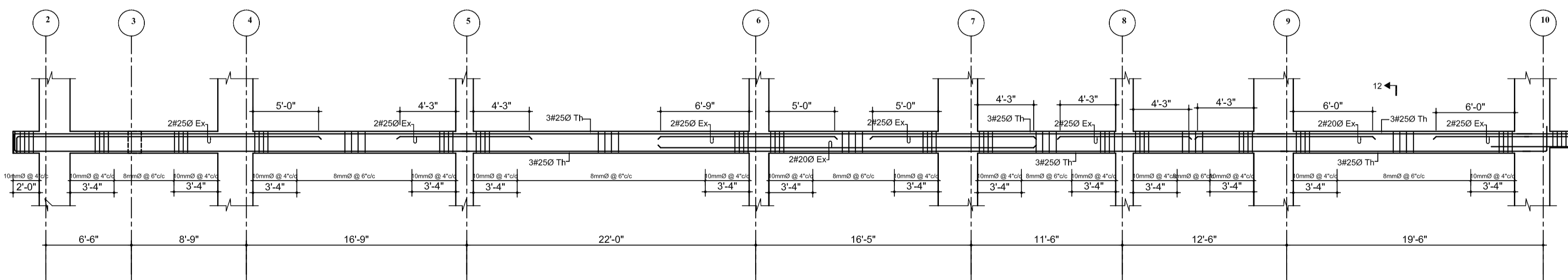
SECTION AT 10
SCALE :1" = 2'-0"



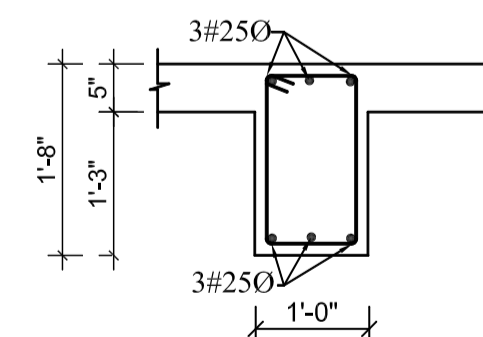
6TH/7TH FLOOR BEAM
GRID H-H
SCALE :1" = 8'-0"



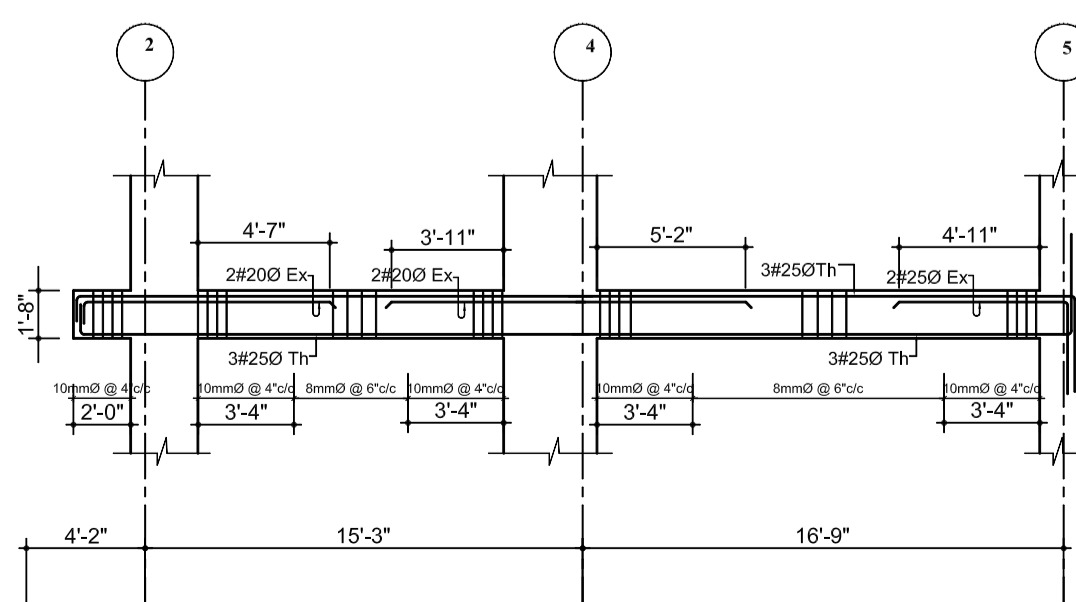
SECTION AT 11
SCALE :1" = 2'-0"



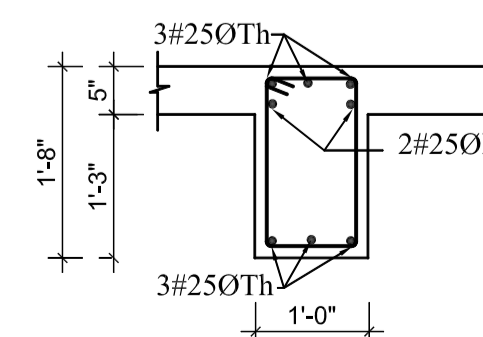
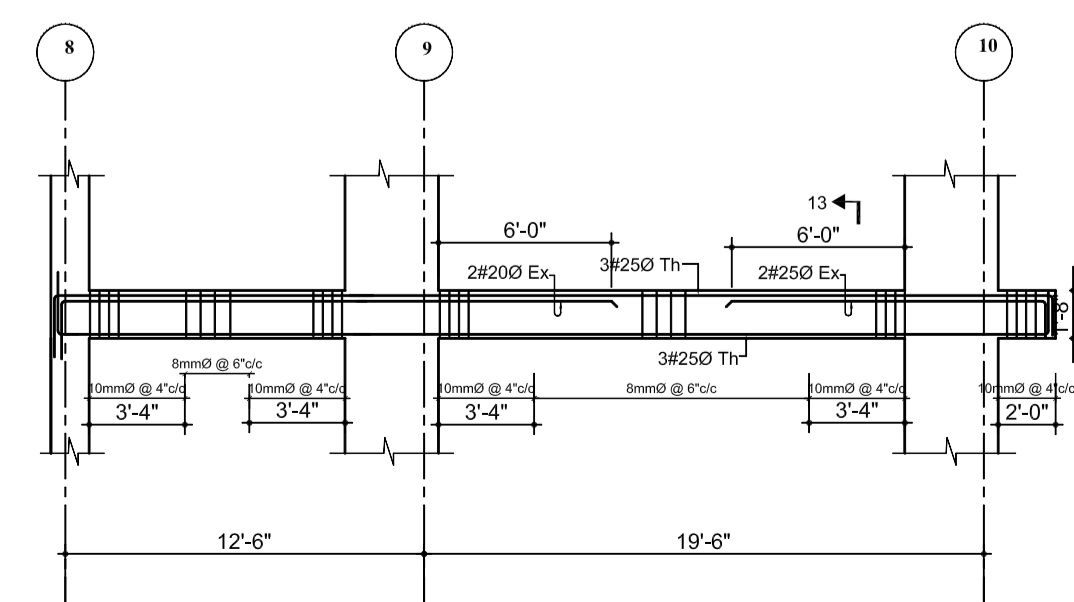
6TH/7TH FLOOR BEAM
GRID I-I
SCALE :1" = 8'-0"



SECTION AT 12
SCALE :1" = 2'-0"



6TH/7TH FLOOR BEAM
GRID J-J
SCALE :1" = 8'-0"



SECTION AT 13
SCALE :1" = 2'-0"

NOTES

1. ALL DIMENSIONS ARE IN INCH UNLESS NOTED OTHERWISE.
2. WRITTEN DIMENSIONS SHALL BE FOLLOWED. DRAWINGS ARE NOT TO BE SCALED.
3. GRADE OF CONCRETE MIX SHALL BE M-20 CONFORMING TO I.S.:456-2000 UNLESS NOTED OTHERWISE.
4. REINFORCEMENT SHALL BE HIGH STRENGTH DEFORMED BARS OF GRADE Fe500 FOR MAIN REINFORCEMENT AND SHEAR REINFORCEMENTS
5. CLEAR COVER TO REINFORCEMENT SHALL BE AS FOLLOWS BEAMS = 25MM, COLUMNS =40MM AND SLABS =20MM
6. ANY DISCREPANCIES FOUND IN DIMENSIONS IN ANY OF THE DRAWINGS SHALL BE CLARIFIED WITH THE ENGINEER IN CHARGE BEFORE EXECUTION OF WORK AT SITE.
7. THE CONTRACTOR SHALL INSPECT & VERIFY ALL DIMENSIONS & LEVELS IN THE DRAWINGS AND SHALL COORDINATE WITH ACTUAL SITE CONDITIONS. ANY DISCREPANCY FOUND SHALL BE BROUGHT TO NOTICE OF THE ENGINEER IN CHARGE BEFORE EXECUTION OF WORK AT SITE.
8. THIS DRAWING SHALL BE READ IN CONJUNCTION WITH ALL OTHER STRUCTURAL, ARCHITECTURAL, ELECTRICAL, PLUMBING & WATER SUPPLY DRAWINGS AND ALL OTHER SERVICES DRAWINGS AND THE TENDER DOCUMENT.

OWNER:

DOWNTOWN HOUSING CO. PVT.LTD

SIGNATURE:

DESIGNATION:

BUILDING TYPE:
APARTMENT

LOCATION:
CHAPPAHIL, LALITPUR, NEPAL

PLOT NO.:

1242, 1243, 1244, 574, 600, 603, 605,8

AREA:

11-12-0-1

DEALT BY:

DRAWN BY:

CHECKED BY:

DRAWING TITLE:

SIXTH/SEVENTH FLOOR BEAM DETAILS

DATE:

NOV.2014

SCALE:

As Mentioned

REGISTRATION NO.:

13 LSMC

Drawing No.

STR/B-SS-05