

The Hashemite Kingdom of Jordan

Ministry of Health

The Hashemite Kingdom of Jordan  
Project for Improvement of Services at  
Village Health Centers in Rural Host  
Communities of Syrian Refugees

Project Completion Report  
- Separate Volume -

May 2018

Japan International Cooperation Agency (JICA)

Earth and Human Corporation  
Nagasaki University



# Separate Volume (SV)

## Table of Contents

SV 1: Village Health Center Operation Manual for RH and FP Services (English and Arabic).....	1
SV 2: FP Flip Chart (English and Arabic).....	43
SV 3: Report on the Baseline Survey (English) .....	67
SV 4: Report on the Endline Survey (English) .....	137
SV 5: Report on the Impact Survey for the Mobile Health Clinic (English) .....	183
SV 6: Mobile Health Clinic Operation Manual: Mafraq Trial (English and Arabic).....	239
SV 7: Project Overview (English and Arabic) .....	269
SV 8: Newsletters No. 1, No. 2, No.3, and No.4 (English and Arabic) .....	271
SV 9: The Cooperation Memoria Plate for the VHCs (Arabic), VHC mission poster (Arabic) .....	281
SV 10: Report on the Opening Ceremony (English).....	283
SV 11: Mobile Clinic Opening Ceremony (English) .....	289
SV 12: Report on the Final Ceremony (English) .....	293
SV 13: Report on the FP and Counseling Training (English) .....	301
SV 14: Report on the FP Logistic Training (English) .....	307
SV 15: Report on the RH Training (English).....	311
SV 16: Performance Self-assessment Sheet for Nurses at VHCs (English).....	317
SV 17: Report on Refresher Workshop (English) .....	319
SV 18: Report on Training for Other Related Health Staff (No.1, 2 and 3) (English).....	321
SV 19: Report on Training on Mobile Health Clinic (English).....	333
SV 20: Achievement of the On-the-Job Training 2017 and Supervision 2018 (English) .....	343
SV 21: Basic Information of Health Promotion Activities (English).....	345
SV 22: Report on Health Promotion Workshop (No.1 and 2) (English) .....	349
SV 23: Report on Health Promotion Opening Ceremony (English) .....	375
SV 24: Report on the Study Tour (English) .....	389







# Village Health Center Operation Manual for Reproductive Health and Family Planning Services 2017



Ministry of Health in Jordan



Japan International Cooperation Agency



Project for Improvement of Services at Village Health Centers in Rural Host Communities of Syrian Refugees

SV 1



**Village Health Center Operation Manual  
for Reproductive Health and  
Family Planning Services  
2017**



## Preface

The health status of the people of Jordan has improved steadily in the last decade through continuous efforts by the Ministry of Health (MoH). Despite its improvements, access to quality primary healthcare and reproductive health services in remote and rural areas of the country, especially for women and children, remains a challenge. In addition, the massive influx of Syrian refugees into Jordan since 2011 has stretched the country's healthcare service provision capacity to its limits.

To address the challenges described above, the Ministry of Health has been working together with the Japan International Cooperation Agency (JICA) under the project entitled "the Improvement of Services at Village Health Centers in Rural Host Communities of Syrian Refugees.(the JICA/VHC project)". The project aims at contributing to improvement of the quality of services at village health centers in rural host communities of Syrian refugees through strengthening Village Health Centers(VHC) capacities and encourages the communities to follow healthy lifestyles and reproductive health practices for both Jordanians and Syrian refugees. As the extent of high quality of services in maternal and child health and family planning at village health centers has grown, the manual has been updated based on the "Operational Manual for Village Health Centers in the South Region" which was developed by the JICA/project Integrating and Empowerment of Women in the South Region in 2010 in collaboration with the MoH. This manual presents comprehensive reference for VHCs staff working in reproductive health and family planning.

Finally, JICA/ VHC Project team would like to express our special acknowledgements to His Excellency the Minister of Health and the Director of Primary Health Care Directorate for their wise guidance. And our sincere appreciation and thanks to the continued commitment and hard work of Dr. Malak Al-Ouri, the VHC project manager/ the Director of Woman and Child Health Directorate, our counterparts, and technical committee members.

We hope this manual helps to contribute to better reproductive health and family planning services for the community.

## Contributors

### Ministry of Health

#### Woman and Child Health Directorate

- Dr. Malak M. Al-Ouri, Director / Project Manager
- Ms. Fadia Al-Jaber, Head of Supervision and Monitoring Department
- Ms. Amal Abu Shawesh, MCH Supervisor, Family Planning Department

#### Irbid Health Directorate

- Dr. Lutfieh Al Shalabi, Head of MCH Department
- Ms. Mariam Omari, MCH Supervisor
- Ms. Hyaim Obidat, MCH Supervisor

#### Mafraq Health Directorate

- Dr. Amal Abdul Karim, Head of MCH Department
- Ms. Souad Shdeifat, MCH Supervisor

#### Dayr Allah/Balqa Health Directorate

- Dr. Sabbah Ahmad Madi, Head of MCH Department
- Ms. Nuha Hatamlah, MCH Supervisor
- Ms. Helwa Alisa, MCH Supervisor
- Ms. Bothima Zaqzoq, MCH Supervisor

### Project for Improvement of Services at Village Health Centers in Rural Host Communities of Syrian Refugees

- Ms. Makiko Komasa, Chief Advisor
- Ms. Kiyoe Ito, Training Management
- Ms. Aisuko Imoto, Training Management
- Ms. Ola Hattab, Administrative Coordinator
- Ms. Asal Nakhleh, Project Assistant/Public Health
- Mr. Yutaka Komasa, Researcher

**Table of Contents**

**1. Introduction.....1**

**2. Mission .....1**

**3. Goals.....1**

**4. Operational Structure .....2**

**5. Services .....2**

    5.1 Health Care Services.....2

    5.2 Health Promotion for Community .....4

    5.3 Referral.....4

**6. Staff and Responsibilities .....4**

    6.1 Required staff.....4

    6.2 Job Descriptions.....4

        1. Physician.....4

        2. Midwife.....5

        3. Nursing staff.....5

        4. Assistant pharmacist .....5

        5. Accountant.....5

        6. Cleaner .....6

**7. Continuous Training.....6**

**8. Facilities and Equipment.....6**

    8.1 Essential Facilities.....6

    8.2 Essential Equipment.....6

**9. Supportive Supervision for RH/FP .....9**

    9.1 Responsible Persons for Supportive Supervision.....9

    9.2 Mechanism of Supportive Supervision .....9

    9.3 Tools for Supportive Supervision .....10

    9.4 Reporting.....10

**Annexes .....13**

    Annex 1: Form - Annual supervision plan .....15

    Annex 2: Form - Annual checklists for health center.....16

    Annex 3: Form - Monitoring and evaluation check list for services records and files .....20

    Annex 4: Form - Summary of supervision results.....28

## 1. Introduction

Over the past decade, Jordan has made significant strides in the provision of primary health care and reproductive health care services. The Ministry of Health of Jordan is working to provide quality primary health care services to all citizens. Reproductive Health (RH) and Family Planning (FP) services have been introduced to the village health centers serving the rural and remote areas so as to provide easy access to these services for those people living in these areas for. The village health centers play an important role in meeting the health needs for people at villages with populations of between 500 and 3,000.

The Ministry of Health strengthened RH and FP services at Village Health Centers in collaboration with Japan International Cooperation Agency (JICA) through several projects including “Integrating Health and Empowerment of Women in the South Region Project” that had been initiated in 2006 and ended in 2011. Based on the successes and lessons learned from it, a new JICA project titled “Project for Improvement of Services at Village Health Centers in Rural Host Communities of Syrian Refugees” started in 2016 aiming to enhance the service delivery function of the Village Health Centers in order to provide quality and quantity RH and FP services for both Jordanians and Syrian refugees living in rural communities in Mafraq and Irbid Governorates and Balqa Governorate/Dayr Allah District.

In 2010, the previous project developed “The Operational Manual for Village Health Centers in the South Region”. This current project has updated the existing manual based on community needs and available resources, aiming to help VHCs achieve a more effective operation system. This manual will strengthen VHCs capacities and improve the quality of health services at VHCs under the Ministry of Health.

## 2. Mission

The mission of Village Health Centers (VHCs) is to provide adequate quality of primary health care services and health information to all the people in remote and underserved areas to ensure accessibility to health care and achieve equity in health.

## 3. Goals

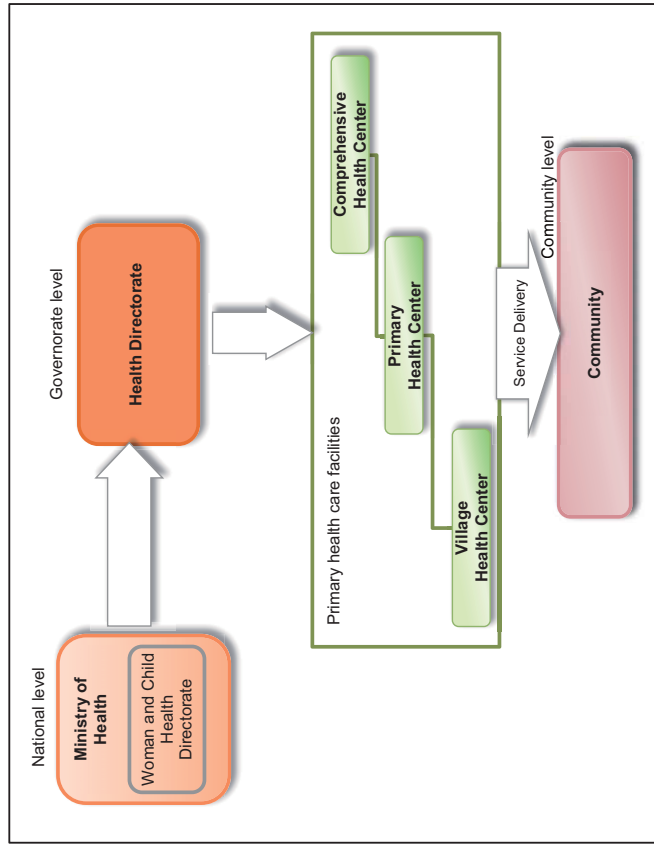
The goals of VHCs include:

- 1) Provide a primary health care services, RH and FP and preventive health care services that are accessible and efficient.
- 2) Increase awareness and knowledge of RH and FP among people.
- 3) Increase utilization of primary health care and RH and FP services.
- 4) Promote healthy lifestyles, particularly in the areas of smoking, exercise, hygiene, and nutrition.

#### 4. Operational Structure

Operational structure of the VHC is illustrated in Figure 1.

Figure 1: Operational structure



#### 5. Services

##### 5.1 Health Care Services

The VHC plays a key role to provide primary health care services and RH services to enhance women's and children's health in remote areas. The following are the scope of basic health care services provided at the VHCs. However, **the services vary according to the availability of the staff and capability of facility.**

#### 1. Related to reproductive health

##### 1) Antenatal care services

- Conduct routine check-ups (weight, height, body mass index)
- Measure vital signs (pulse, temperature, blood pressure, breathing)
- Assess and provide Tetanus Toxoid vaccination for new pregnant women
- Estimate expected date of delivery and determine duration of pregnancy
- Provide supplements (Folic and Iron tablets) based on the protocol
- Identify abnormal/high risk pregnancies based on the Cooplard scoring system
- Conduct or refer for physical examination at clinic
- Refer clients for laboratory tests to higher health center
- Provide health education and counseling for pregnancy, FP, breastfeeding and newborn screening...etc.
- Refer other special cases and clients as necessary for services not available at the center to higher health center

##### 2) Postnatal care services

- Measure vital signs (pulse, temperature, blood pressure, breathing)
- Conduct or refer for physical examination
- Refer clients for laboratory test
- Assess complications during postpartum period
- Provide health education on child care, immunization, nutrition, personal hygiene and exercise...etc.
- Provide counseling about FP, breastfeeding and others

##### 3) Child health care services (under five years old)

- Follow growth and development monitoring (weight, height, head circumference)
- Assess risk factors for child health
- Conduct physical examination of children (by physician)
- Provide vaccination based on national vaccination guidelines
- Take blood sample from newborn for neonatal screening
- Refer clients for laboratory tests based on protocol
- Provide vitamin A according to age and instruction
- Provide supplement and vitamin according to protocol
- Provide health education and counseling according to age (breastfeeding, complementary foods, child development, vaccination, in-home accidents...etc)

##### 4) Family planning services

- Provide general and specialized counseling about FP methods
- Measure blood pressure and weight
- Refer women who use hormonal method and Intrauterine Device (IUD) to doctor for physical examination
- Provide FP methods
- Identify high risk clients, side effects and complications arising from FP methods
- Conduct breast examination for early detection of cancer
- Refer to other health centers for other FP methods not available at the center
- Refer to a specialist when it is necessary

##### 5) Women's health services

- Assess the needs for other aspects of reproductive health (menopause, reproductive tract infection, cancer related to reproduction)
- Refer to a specialist if needed



## 2. Other health issues

- Medication services (Measure vital signs, Conduct physical examination, Order laboratory test or refer clients for laboratory test, Refer to a specialist if needed...etc)
- Provide first aid

## 5.2 Health Promotion for Community

Health promotion is the ongoing process of developing an enabling environment to improve people's health. The local community is an important partner in making and implementing the decisions necessary to achieve community health. Greater health promotion is achieved through the participation of community members in the implementation of activities and programs that improve the health services and influence changes in community health behavior. The VHCs will contribute to increased health awareness on RH, FP and healthy life style in the community through health promotion activities.

The activities include:

- 1) Conducting health education sessions at VHCs.
- 2) Establishing a community health committee in the target community (including representatives from schools, mosques, clinics, pharmacies, etc.).
- 3) Participating in health education, health awareness and health promotion/outreach activities in the community.
- 4) Cooperating with MoH mobile clinic team for health promotion activities in their target areas, if possible.

## 5.3 Referral

Clients who visit the VHCs and are found to be in need of any medical examination and/or treatment will be referred to the higher level of health facilities by following the administrative procedures prescribed by the MoH.

## 6. Staff and Responsibilities

### 6.1 Staff for VHC

- 1) Part-time Physician
- 2) Midwife (if affordable)
- 3) Nursing staff
- 4) Assistant pharmacist
- 5) Accountant
- 6) Cleaner

### 6.2 Job Descriptions

#### 1. Physician

- 1) Provide medical examinations and treatment available at the centers.
- 2) Provide health education and counseling to clients.
- 3) Refer to a specialist if needed.
- 4) Supervise and follow up availability and safe storage for medical and nonmedical supplies in the center.
- 5) Supervise and follow up with the maintenance of client records, registration books, and monthly reports and approve them if they meet the requirements of the MoH.
- 6) Participate in health education/health promotion activities in the community, as needed.
- 7) Ensure and monitor how to provide all health care services at the centers according to the standard.

- 8) Supervise the service provision in the centers and create an environment of teamwork and solve any problems that occur.

#### 2. Midwife

- 1) Provide antenatal care and postnatal care.
- 2) Provide child health care services which include growth, development and immunization.
- 3) Provide counseling on FP methods and FP methods for clients after assessing the client's eligibility for using the method.
- 4) Apply and follow up infection prevention measures.
- 5) Document accurate records, files and data on maternal and child health services.
- 6) Prepare monthly reports for maternal and child health services.
- 7) Contribute to training nursing staff who provide maternal and child health services.
- 8) Check readiness of tools and equipment for maternal and child health services.
- 9) Assess storage of modern FP methods and make monthly and urgent orders according to logistic system.
- 10) Implement appropriate storage condition for modern FP methods and follow up availability of the vaccination and apply cold chain standard.
- 11) Refer a client to a general doctor for physical examination.

#### 3. Nursing staff

- 1) Measure vital signs.
- 2) Assist physician when physician performs physical examination.
- 3) Provide injection according to physician's order and infection control standard.
- 4) Assess high risk factors for pregnant and postnatal clients.
- 5) Provide counseling and health education for antenatal and postnatal clients.
- 6) Provide counseling of FP methods.
- 7) Provide modern FP methods for clients. (Only condom and pills)
- 8) Store FP methods in a suitable storage system.
- 9) Provide immunization services and check availability of vaccination and apply cold chain standard and infection control.
- 10) Provide follow-up of child growth and development monitoring.
- 11) Implement infection preventing control procedures according to the protocol.
- 12) Refer clients to a specialist according to their needs.
- 13) Provide health education and distribute educational materials.
- 14) Encourage community people to utilize the health care services.
- 15) Participate in health promotion/outreach activity with local committee around the VHC.
- 16) Participate in school health activities.
- 17) Record services provided in files and reports and maintain them.
- 18) Maintain the instrument/tools, furniture in appropriate way and keep cleanliness of the center.

#### 4. Assistant pharmacist

- 1) Follow up availability and keep medicines according to the standard and protocol.
- 2) Order, receive, store and organize medicines and medical supplies with a notice of expiry date.
- 3) Dispense medicines according to the physician's prescription.
- 4) Keep and organize the prescriptions and confirm all the information on the prescriptions.
- 5) Keep a record of dispensed medicines, daily and monthly.
- 6) Perform role of an accountant for payments received for medication if the accountant is unavailable.

#### 5. Accountant

- 1) Open the records and accounting entries for accounting procedure.
- 2) Receive revenue and deposit, make daily records for the received revenue, following established accounting procedures for medical prescription, receive cash, make daily statement for received money, and put received cash on authorized bank.



- 3) Prepare financial reports and organize financial statement according to the approved procedure.
- 4) Organize and keep the files, records, cards and documentation in suitable and special place for easy reference.
- 5) Ensure that established accounting procedures are followed and maintain financial records and books.
- 6) Do any other tasks as assigned according to the tasks and responsibilities.

#### 6. Cleaner

- 1) Clean the inside and outside area of the VHC.
- 2) Clean kitchen equipment.
- 3) Wash the linens.
- 4) Remove waste.
- 5) Ensure that the VHC building is properly locked (at the end of the day).
- 6) Open and close the VHC according to the regulation of the MoH.

### 7. Continuous Training

Continuous refresher and updated trainings on primary health care and RH and FP are recommended to provide to all staff at VHC.

### 8. Facilities and Equipment

#### 8.1 Essential Facilities

- 1) Examination rooms
- 2) Waiting room
- 3) Pharmacy
- 4) Registration room
- 5) Toilet
- 6) Kitchen

#### 8.2 Essential Equipment

##### I. Furniture

- Desk and chair at each clinic
- Chairs
- Cabinet or shelves to store the files
- Cabinet for equipment and tools
- Cabinets with lock to store the FP methods
- Table to examine the children
- Clinical examination bed
- Side lamp
- Steps for the examination bed
- Screen for each service
- Chair with casters
- Instrument trolley
- Bed for IUD insertion (if IUD service is available)
- Stands for leaflets
- IEC material for service provision places

#### 2. Non-medical equipment/tools

- Refrigerator for storing vaccines, according to the cold chain (thermometers and freezing index of vaccines)
- Thermos for keeping vaccines
- Autoclave or hot air oven

#### 3. Medical equipment/ tools

- Doppler
- Diagnostic set (ear, nose and throat and eyes)
- Sphygmomanometer
- Stethoscope
- Thermometers
- Weight scale and height scale for baby according to the standards
- Meters to measure the baby's head circumference according to the standards
- Weight scale and height scale to measure the weight for children and adults
- Vaginal speculum, medium, large and small size (if IUD service is available)
- IUD insertion and removing unit according to the standard (if IUD service is available)
- Tray for carrying tools
- Plastic vaccines tray (in the refrigerator)
- Tray for vaccinations tools
- Kidney shaped basin (one medium size at least)
- Vessels with lids to disinfect tools according to the standards
- IV drip stand
- Stainless steel bowl
- Suction machine
- Medications box or tray with emergency medications
- Tourniquet
- Needle holder
- Scalpel handle
- Forceps with teeth
- Stitches scissor, dressing scissor
- Nebulizer
- Stretcher
- Wheelchair
- Oxygen cylinder
- Cotton, sterile gauze, non-sterile gauze
- Syringes
- Linen
- Surgical sutures of different sizes
- Roll gauze
- Splint
- Tongue depressor
- Epilepsy Mouth Guards
- Disposable gloves
- Disinfectant and solutions (alcohol, enzymatic solution, chlorine, iodine)
- Trash basket
- Biohazard box
- Essential medicines
- Contraceptive method (pills and condoms)

#### 4. Files, Records and Stamp

- Antenatal care record
- Postnatal care record
- Record for family planning
- Child care record
- Vaccines record, vaccines inventory record and record of missing vaccinations
- Refrigerator temperature record for vaccines
- Supplies record
- Training needs record (available with the head of the center)
- Monthly report and logistic order
- Mother file and child file (boy and girl)
- Mother card and child card
- Stamp "Maternal and Child health services"

#### 5. Guidelines and medical protocols

- Reproductive health/Family Planning manual
- Integrated counseling for Reproductive Health/Family Planning
- Standards manual of children's health services
- Reproductive infections manual
- Policies and procedures manual of infections control
- Breast feeding manual
- Vaccines manual
- Guidelines for monitoring side effect of vaccines
- Guidelines for use for daily records of services of women and children's health (MCH and FP)
- Logistics manual for modern family planning
- International family planning manual for service providers
- FP flipchart
- Breast feeding flipchart
- FP cards for service provider
- Wheel for determining medical eligibility for FP methods
- Wheel for determining birth date
- Body mass index sheet
- Referral form for family planning services
- Supervision system checklists of MCH services
- Job description for MCH service provider
- Operation manual for reproductive health and family planning services for VHCs
- Others

#### 6. IEC material

The followings are recommended IEC material and topics.

- 1) **Poster**
  - FP methods
  - Child health (vaccines, medical screening for new born, hearing screening for new born, development and growth of the child in the first five years, others)
  - Beneficiary rights
  - Women's health services (antenatal care, postnatal care, safe pregnancy, breastfeeding, early detection of breast cancer, others)
  - Domestic violence
  - Others

#### 2) Brochures and Leaflets

- FP methods (IUD, implanton, injectable, pills, lactation amenorrhea, sterilization, others)
- Child health (Medical screening for newborn, complementary food, healthy child clinic, development and growth of the child in the first five years, in-home accidents, others)
- Women's health services (antenatal care, postnatal care, safe pregnancy, breastfeeding, early detection of breast cancer, others)
- Domestic violence
- Others

#### 3) Flipchart for Family Planning Methods

### 9. Supportive Supervision for RH/FP

Supportive supervision is defined, as "It is a process to guide, assist and encourage the employees to improve their performance to meet specific performance standards in the MoH". Thus, it is the process by which employees are helped to do their jobs in a better way, by reviewing what they are doing and how to do it, by providing them with feedback, guidance and training. In addition to help them find solutions to problems that they face in their jobs, and support them and to promote their commitment to the services that they provide.

#### 9.1. Responsible Persons for Supportive Supervision

The following persons are responsible for supportive supervision.

- 1) Heads of the Departments and Maternal and Child Health (MCH) Supervisors at Woman and Child Health Directorate at MoH
- 2) A Head of Woman and Child Health Department (WCHD) and MCH Supervisors at each Health Directorate
- 3) MCH Supervisors from Health Districts
- 4) Midwives working for Comprehensive Health Centers or Primary Health Centers (See Figure 2)

#### 9.2. Mechanism of Supportive Supervision

Supportive supervision is consisted of supervisory visits and periodic meetings.

##### 1. Supervisory visits

###### 1) Aspects of the supervision

The following points should be supervised (See details in the Annex 2);

- Availability of health staff
- Availability of suitable place for provision of the services
- Availability of necessary equipment and devices
- Assessment of staff's performance
- Follow-up of the indicators
- Feedback

###### 2) Frequency and kinds of supervisions

There are four kinds of supervisions according to the level. (See Figure 2);

- Annual visits by Woman and Child Health Directorate of the MoH.
- Biannual visits by Head of WCHD and MCH supervisors of Health Directorate
- Quarterly visits by MCH Supervisors from Health Districts
- Monthly visits by midwives from Comprehensive Health Centers or Primary Health Centers

## 2. Periodic meetings

- Central meetings between Woman and Child Health Directorate of MoH, Heads of WCHDs and MCH Supervisors of Health Directorates. (See Figure 2)
- Quarterly meetings among Head of WCHD, MCH supervisors, District MCH supervisors, midwives who are in charge of VHCs, and nursing staff in the VHCs. (See Figure 2)

## 9.3 Tools for Supportive Supervision

The following forms are available for supervision.

1. Annual supervision plan (Annex 1)
2. Annual check list for health center (Annex 2)
3. Monitoring and Evaluation check list for services records and files (Annex 3)
  - a) Antenatal care
  - b) Postpartum care
  - c) Child care
  - d) Family planning
  - e) Women's care
4. Summary of supervision results  
The form "Summary of supervision results" (Annex 4) should be filled in based on the "Monitoring and Evaluation check lists for services records and files" (Annex 3).

## 9.4 Reporting

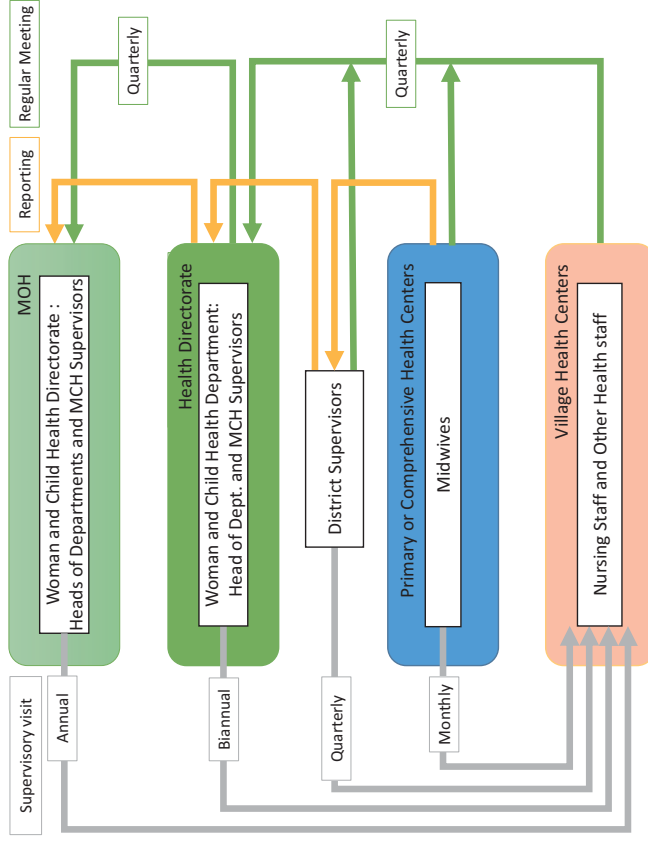
The summary of supervision result (Annex 4) should be filled by followings:

- Midwives from upper level who supervise the VHCs
- MCH supervisors from health districts
- Head of WCH departments and MCH supervisors from the health directorate

And then the summary of supervision result should be submitted to WCHD/ supervision and monitoring department, MoH, through each administrative level. See Figure 2.

Figure 2: Supervision system and for VHCs

## Supervision System for Village Health Centers -Relationship among Administrative Levels-



# Annexes

---

Annex 1: Form - Annual supervision plan

---

Annex 2: Form - Annual check list for health center

---

Annex 3: Form - Monitoring and evaluation check list for services records and files

- a) Antenatal care
- b) Postnatal care
- c) Child care
- d) Family planning
- e) Women care

---

Annex 4: Form - Summary of supervision results

---



**Annex 2: Form - Annual checklists for health center**

Health directorate:..... Health Center:.....  
 Date of visit:..... Supervisor's Name: .....  
 Name of the Head of the HC..... Name of Nurse/Midwife.....

Instructions:

- This form fill by MCH supervisor team during the annual first visit to the center.
- Put ✓ in inspection box if the material available if not put X and put NA if the material not available NOW and mention the reasons in cotes box
- If the material is not valid or need for maintenance, record it in the comments box
- You must make sure that the records used are modern edition, and in case the old copy use in the center please record that in the notes box.

Item	Contents	Observation	Notes
<b>Infrastructure</b>	Water, Soap, tissue paper in the service room		
	Clean toilets in the center		
	Drinking water for clients		
	Enough seats in the waiting room		
	Suitable room/place for IUD insertion		
	Suitable room/place for counseling		
	Suitable room/place for child care services		
	Suitable room/place for women health services		
	Desk and chair at each clinic		
	Chairs (2 at each clinic)		
<b>Furniture</b>	Cabinet or shelves to keep the files		
	Cabinet for equipment and tools		
	Cabinets with lock to keep the FP methods		
	Table to examine the children		
	Clinical examination bed		
	Side lamp		
	Steps for the examine bed		
	Screen for each service		
	Chair with caster		
	Instrument trolley		
<b>Non-medical equipment/tools</b>	Bed for IUD insertion (in case they provide IUD service)		
	Stands for leaflets		
	IEC material for service provision places		
	TV and Video		
	Refrigerator for keeping vaccines, according to the cold chain (thermometers and freezing index of vaccines)		
Thermos for keeping vaccines			
Autoclave or hot air oven			

Item	Contents	Available	Notes
<b>Medical equipment/tools</b>	Ultrasound		
	Doppler		
	Diagnostic Set (Ear, Nose and Throat and eyes)		
	Sphygmomanometer		
	Stethoscope		
	Thermometers		
	Thermometer for infant according standard		
	Weight scale for baby according to the standards		
	Height scale for baby according to the standards		
	Meters to measure the baby's head circumference according to the standards		
	Weight scale to measure the weight for children and adults		
	Height scale to measure the weight for children and adults		
	Vaginal speculum(medium, large and small size)		
	IUD insertion and removing unit according to the standard		
	Implanon insertion and removing unit according to the standard		
<b>Files, Records and Stamp</b>	Tray for carrying tools		
	Plastic vaccines tray (in the refrigerator)		
	Tray for vaccinations tools		
	Kidney shaped basin (one medium size at least)		
	Vessels with lids to disinfect tools according to the standards		
	Antenatal care record		
	Postnatal care record		
	Record for birth spacing		
	Child care record		
	Vaccines record		
	Inventory vaccines record		
	Record of vaccination missing		
	Refrigerator temperature record for vaccines		
	Woman health record		
	Sentinel surveillance record for stop using IUD and COP (just applied focused centers)		
Supplies record			
Training needs record (available with the head of the center)			
Monthly report and logistic order			
Mother file			
Child files (Boy and Girl)			
Mother card			
Child card			
Stamp " Maternal and Child health services"			

Item	Guidelines and protocols approved	Available	Trained staff			Notes (Year printed)
			Doctor	Midwife	Nurse	
	Reproductive health/family planning manual					
	Integrated counseling for reproductive health/family planning					
	Standards manual of children health services					
	Women health manual					
	Reproductive infections manual					
	Policies and procedures manual of infections control					
	Breast feeding manual					
	Vaccines manual					
	Guideline for monitoring side effect of vaccines					
	Guideline for use for daily records of services of women and children's health (MCH and FP)					
	Logistic manual for modern FP					
	Sentinel surveillance manual for stop using IUD and COP					
	Health care manual for domestic violence against women					
	Manual for dealing with violence against women					
	Manual for dealing with violence against child					
	International family planning manual for service providers					
	FP flipchart					
	Breast feeding flipchart					
	FP Cards for service provider					
	Wheel medical eligibility for FP methods					
	Wheel to determine birth date					
	BMI sheet					
	Referral card for family planning services					
	Supervision system checklists of MCH services					
	Job description for MCH service provider					
	Village Health Center Operation					
	Reproductive Health and Family Planning 2017					
Item	Contents	Available	Notes			
<b>IEC Material</b>	<b>A. Poster</b>					
	Family Planning methods					
	Child health (Vaccines, Medical screening for new born, hearing screening for new birth, development and growth the child in the first five years)					
	Beneficiary rights					

Woman health services (Antenatal, postnatal, Safe pregnancy, Early detection of breast cancer)	
Family violence	
Lost opportunities and dropping out of FP methods	
<b>B. Brochures and leaflets</b>	
FP Methods ( IUD, implanton, injectable, pills, lactation amenorrhea)	
Child Health (medical screening for new born, complementary food, healthy child clinic, House accidents, development and growth the child in the first five years)	
Woman health services (antenatal, postnatal, safe pregnancy, early detection of breast cancer)	
Family violence	

**Annex 3: Form - Monitoring and evaluation check list for services records and files**

Health directorate:..... Health Center:.....  
 Date of visit:..... Supervisor's Name:.....  
 Name of the Head of the HC:..... Name of Nurse/Midwife:.....

To check two files or three (at least two) during visit

Make ✓ on the correct place

\* means critical point

*a) Antenatal care*

Antenatal care File File number new/recurrent woman..... File number special cases status:.....	Documented correctly		Documentati on is incomplete		Un- documented	Notes
	File 1	File2	File 1	File 2		
* General medical examination						
* Periodic clinical examination						
Medical history for the client						
Reproductive history						
* COPLAND list risk factor assessment for the pregnancy						
Follow up doses of tetanus vaccine according to doses schedule						
Counseling depend on trimester						
<b>Laboratory test</b>						
* Blood (blood type, Hb, Sugar)						
Urine (Sugar and protein)						
Other						
Giving a date for the next visit						
Name and signature of the health care provider are written clearly						
Time of provision of health services is written clearly						
<b>Follow up number of recurrent clients and auditing of monthly report</b>						
No. of new pregnant woman						
No. of the pregnant woman expected to deliver within a month						
No. of new pregnant woman who tested for Hb						
No. of pregnant woman with Anemia (low than 11mg/dl)						
The files match with the record of ANC						
ANC record match to MCH monthly report/ANC						
No of women who referred as high risk pregnancy						
<b>Indicators</b>						<b>Achievem ent rate</b>
1.						
2.						
3.						

*b) Postnatal care*

Postnatal care file	Documented correctly		Documentati on is incomplete		Un- documented		Notes
	File 1	File 2	File 1	File 2	File 1	File 2	
* General medical examination							
* Periodic clinical examination							
General information about current delivery							
* Temperature							
<b>Providing counseling related to</b>							
* Exclusive breastfeeding							
* Family planning and the importance of start to use the modern FP methods							
Infant care							
* Follow up of vaccination for healthy child							
Personal hygiene, Exercise							
* Dealing with breast problem							
* Dealing with postnatal complications							
* Laboratory test (Hb, Protein urine test)							
Determine a date of next visit							
Name and signature of the health care provider are written clearly							
Time of provision of health services is written clearly							
<b>Follow up number of recurrent clients and auditing of monthly report</b>							
No. of new menopause woman visited the health center							
No. of new menopause woman who was previously registered in the health center as a pregnant woman							
No. of menopause woman using modern FP method							
Files match to PNC record							
PNC record match to MCH monthly report/PNC							
No. of new pregnant woman who is expecting delivery within a month							
<b>Indicators</b>						<b>Achievem ent rate</b>	
1.							
2.							
3.							



c) Child care

Child Care file File number new/recurrent child:..... File number special cases status:.....	Documented correctly		Documentation is incomplete		Un-documented		Notes
	File 1	File 2	File 1	File 2	File 1	File 2	
Social and family history							
Risk factors on the children							
General clinical medical examination							
Vital signs were taken							
Follow-up child growth and using growth chart							
Follow-up child development							
Risk factors assessment							
Medical screening for newborn							
Follow-up hearing examination and referral when needed							
Provide vision examination and referral when needed							
Request needed laboratory test according age categories (Hb, stool examination)							
<b>Providing counseling for mother related to:</b>							
Vaccination program							
Breastfeeding and complementary food							
* Healthy Child Clinic Services							
* Child growth and development							
* Accident prevention							
Other							
<b>Documentation for the following services</b>							
Provide vaccination according national program							
Provide vaccination according to 5 rights (applied for accredited centers)							
Child temperature when giving vaccine							
Referring to specialized person when needed							
Determine the date for the next visit							
Name and signature of the health care provider are written clearly							
Time of provision of health services is written clearly							
<b>Needed commodity for newborn screening according to standard</b>							
Form of sample collection							
Paper bag							
Needles							

Supply system specialized for child health according availability	Available	Not available	Notes
Vaccination			
Vitamin A			
Supplement/Vitamin (in pharmacy)			
Supplement/ Iron (in pharmacy)			
Antipyretic (in pharmacy)			
<b>Indicators</b>			<b>Achievement %</b>
1.			
2.			
3.			

Indicator follow up and auditing of monthly report	Month.....	Month.....	Month.....	Notes
No. of new children registered under 1 year of age				
* No. of registered children under 1 year of age who screened Hb for the first time				
No. of registered children who received measles vaccine				
No. of children who received measles vaccine				
No. of children under 1 year of age who are anemic (low than 11mg/dl)				
No. of newborn registered who received medical screening (PKU and thyroid examination)				
No. of newborn who received BCG vaccine				
% of growth and development follow up visit to total MCH visit				
No of children under 5 years old who screened Hb for the first time				
No of children under 5 years old who are anemic (less than 11mg/dl)				
*Files matching children file				
*Childcare record match to MCH monthly report /Children care				
Review vaccination record to follow up the children who didn't get the vaccine				

\*\* Five rights are :1) Beneficiary, 2) Right vaccine, 3) Right doses, 4) Right time, 5) Right way

d) Family planning

Family Planning file File number of new women:..... File number of recurrent women:.....	Documented correctly		Documentation is incomplete		Un-documented		Notes
	File 1	File 2	File 1	File 2	File 1	File 2	
*Medical history of the client							
*Reproductive history							
* Previous using of FP method							
* Client's eligibility assessment for the method							
Laboratory test if necessary							
General counseling: information about all FP method							
Specialized counseling: detailed information about method/ the choosing method by the women							
Giving FP method according to 5 rights** (only applied on accredited centers)							
* Referral to another centers for Implanon or IUD in case it's no available							
Referral to hospital for stabilization after providing specialized counseling							
Medical commodity							
Woman signed agreement based on knowledge for IUD and Implanon (Applied for accredited centers)							
Name and signature of the health care provider written clearly							
Time of service provided written clearly							

Indicator follow up and auditing of monthly report File number new women:..... File number recurrent women:.....	Month...	Month....	Month....	Notes
	No. of new woman using modern FP method			
No. of women using long term modern FP method(Implanon, IUD, Injectable)				
Files match to FP file				
FP file match to MCH monthly report/FP				
CYP indicator (couple yearly protection)				
Did sentinel surveillance monitored by the trained staff?	Yes	No		

Family Planning Supply No. of available FP method in the center No. of new woman using the method Actual inventory for the method (available amount) Referral to another health center because unavailability of the method	Condom		Injectable		COP		POP		IUD		Implanon	No. of provided method
	Yes	No	Yes	No	Yes	No	Yes	No	Yes	No		
Actual stock for the method match with the inventory	Match	Not match	Match	Not match	Match	Not match	Match	Not match	Match	Not match	Not match	
Method stored according to standard												
Consume amount of monthly report match with birth space record												
<b>Indicators:</b>												
1.												
2.												
3.												
*** Five rights are: 1) Beneficiary, 2) Right vaccine, 3) Right doses, 4) Right time, 5) Right way												

Commodity required for IUD insertion and Implanon according to standard	Available	Not available	Notes
* Povidone iodine an antiseptic for mucus membranes			
* Povidone iodine for surgical washing			
Alcohol 70%			
* Enzymatic solution			
* Local anesthetic (Xylocaine 1%)			

e) Women care

Woman care file File No. adolescent: ..... File No. women in reproductive age: ..... File No. women in menopausal age: .....	Documented correctly			Documentation is incomplete			Un-documented			Notes
	File 1	File 2	File 3	File 1	File 2	File 3	File 1	File 2	File 3	
Medical and Family history of the client										
Reproductive history										
General medical examination										
Clinical examination										
Laboratory tests when needed										
<b>Providing counseling for mother related to:</b>										
Age of adolescence										
Menopausal age										
Osteoporosis										
Pap smear										
Doing/refer for doing pap smear test when needed										
Take a sample of Vaginal smear and test it if necessary										
Referring to specialized person when needed										
Name and signature of the health care provider are written clearly										
Time of provision of health services is written clearly										
<b>Indicators:</b>										<b>Achievement %</b>
1.										
2.										
3.										

Infection control procedure. Please assess the following services according to standard			
Provided Service	Visit 1 Observation	Visit 2 Observation	Visit 3 Observation
Tools sterilization according to infection control protocol			
Availability of tap water and soap in the service delivery room			
Availability of specialized solution and disinfectant for tools			
Availability of cotton and alcohol in the service delivery room			
Availability of boxes and bags for non -medical waste (White or Black)			
Availability of boxed and bags for medical waste (Red or Yellow)			
Availability of plastic safety box to get rid from needles and sharp tools			
Management of waste disposable according standard			

**Annex 4: Form - Summary of supervision results**

Name of Governorate of Health Directorate: \_\_\_\_\_ Woman and child Health department

Name of Health Center: \_\_\_\_\_ Visit Date: \_\_\_\_\_

The number of visit: 1 2 3 4 5

The center applies reliability standards: Yes No

<p><u>Family planning services:</u>                  Type of methods which health center provide <input type="checkbox"/>Pills <input type="checkbox"/>Injectable <input type="checkbox"/>Condom <input type="checkbox"/> Implanon <input type="checkbox"/>IUD                  Number of methods provided ( )                  Availability of <input type="checkbox"/>Povidone iodine <input type="checkbox"/>Enzymatic solution <input type="checkbox"/>Local anesthesia detergents                  Counseling <input type="checkbox"/>Place <input type="checkbox"/>Flip chart <input type="checkbox"/>Checklist <input type="checkbox"/>FP counseling manual                  IUD clinic <input type="checkbox"/>Service provider <input type="checkbox"/>Equipment and supplies <input type="checkbox"/>Place for service                  Implanon clinic <input type="checkbox"/>Service provider <input type="checkbox"/>Equipment and supplies                  Documentation <input type="checkbox"/>Full <input type="checkbox"/>Partial(not full) <input type="checkbox"/>Undocumented                  Availability of updating FP Guideline Manuals: <input type="checkbox"/>Yes <input type="checkbox"/>No</p>	Notes	<p><u>Implement logistic system:</u>                  Availability of methods <input type="checkbox"/>Yes <input type="checkbox"/>No                  Balance verification <input type="checkbox"/>Yes <input type="checkbox"/>No                  Storage conditions <input type="checkbox"/>Yes <input type="checkbox"/>No                  Availability of prescription <input type="checkbox"/>Yes <input type="checkbox"/>No                  Matching the record with the monthly report: <input type="checkbox"/>Yes <input type="checkbox"/>No</p>	Notes
---	-------	--	-------

<p><u>Antenatal care:</u>                  Documentation of general medical exam <input type="checkbox"/>Full <input type="checkbox"/>Partial <input type="checkbox"/>Undocumented                  Documentation of periodic exam <input type="checkbox"/>Full <input type="checkbox"/>Partial <input type="checkbox"/>Undocumented                  Rating Coopland (assessment of seriousness of pregnant) <input type="checkbox"/>Yes <input type="checkbox"/>No                  Health education <input type="checkbox"/>Yes <input type="checkbox"/>No</p>	Notes	<p><u>Postnatal care</u>                  General exam <input type="checkbox"/>Yes <input type="checkbox"/>No                  Vital sign <input type="checkbox"/>Yes <input type="checkbox"/>No</p>	Notes
---	-------	--	-------

<p>Lab test routine <input type="checkbox"/>Yes <input type="checkbox"/>No                  Breastfeeding advice in the third trimester of pregnancy <input type="checkbox"/>Yes <input type="checkbox"/>No                  FP advice in the third trimester of pregnancy: <input type="checkbox"/>Yes <input type="checkbox"/>No</p>	Notes	<p>Counseling for postnatal woman <input type="checkbox"/>Yes <input type="checkbox"/>No                  Lab test <input type="checkbox"/>Yes <input type="checkbox"/>No                  Follow up postnatal complications <input type="checkbox"/>Yes <input type="checkbox"/>No</p>	Notes
--	-------	---	-------

<p><u>Child health service:</u>                  General examination <input type="checkbox"/>Yes <input type="checkbox"/>No                  Assessment of risk factors <input type="checkbox"/>Yes <input type="checkbox"/>No                  Follow up of development of child Screening: <input type="checkbox"/>Yes <input type="checkbox"/>No                  Follow up of vaccines &amp; cold chain <input type="checkbox"/>Hearing <input type="checkbox"/>Vision <input type="checkbox"/>Genetic disease <input type="checkbox"/>Anemia                  Follow up of failed vaccines <input type="checkbox"/>Yes <input type="checkbox"/>No  <input type="checkbox"/>Yes <input type="checkbox"/>No</p>	Note:
--	-------

<p>Procedures and tools infection control are applied according to guideline <input type="checkbox"/> Apply <input type="checkbox"/> Partially apply <input type="checkbox"/> Not apply</p>	Note:	<p>Availability of action plan <input type="checkbox"/> Yes <input type="checkbox"/> No</p>	Note:
Requirement: <input type="checkbox"/> Staff	<input type="checkbox"/> Supply	<input type="checkbox"/> Maintenance	<input type="checkbox"/> Training <input type="checkbox"/> Ultrasound

RH/FP Services indicators	Target value	% of achievement
Family Planning		
ANC		
PNC		
Child Care		
CYP		

People and stakeholders	Action taken by visit	Required procedure	Recommendation

Name of persons visited

1. \_\_\_\_\_
2. \_\_\_\_\_
3. \_\_\_\_\_

Sign by head of the center

\_\_\_\_\_

Sign by head of department: \_\_\_\_\_

Director of health directorate: \_\_\_\_\_

# الدليل التشغيلي لخدمات الصحة الإنجابية / تنظيم الأسرة للمراكز الصحية الفرعية ٢٠١٧



الدليل التشغيلي  
لخدمات الصحة الإنجابية/تنظيم الأسرة  
للمراكز الصحية الفرعية  
٢٠١٧



قد شهد الأردن تقدماً ملحوظاً في الوضع الصحي للسكان خلال العقد الماضي، من خلال الجهود المتواصلة التي تبذلها وزارة الصحة الأردنية. وعلى الرغم من ذلك إلا أنه لا يزال هناك تحدي في الوصول إلى خدمات الرعاية الصحية الأولية والصحة الإنجابية في المناطق النائية والريفية في الأردن، ولا سيما بالنسبة للنساء والأطفال. بالإضافة إلى هجرة اللاجئين السوريين إلى الأردن منذ عام ٢٠١١ فقد أدى ذلك إلى زيادة العبء على النظام الصحي في تقديم خدمات الرعاية الصحية. ومن أجل مواجهة التحديات المذكورة أعلاه، فقد عملت وزارة الصحة الأردنية بالتعاون مع الوكالة اليابانية للتعاون الدولي (جايتكا) في إطار مشروع "تحسين الخدمات في المراكز الصحية الفرعية في المناطق الريفية المستضيفة للاجئين السوريين"، والذي يهدف إلى تحسين نوعية الخدمات المقدمة في المراكز الصحية الفرعية في المناطق المستضيفة من قبل المشروع من خلال رفع كفاءة الكوادر الصحية العاملة في المراكز الصحية الفرعية المستضيفة، وحث المجتمع على اتباع أنماط حياة صحية وممارسات أفضل للأردنيين واللاجئين السوريين. ونظراً لاستحداث خدمات صحة المرأة والطفل وتنظيم الأسرة في المراكز الصحية الفرعية، تم تحديث هذا الدليل استناداً إلى " دليل العاملين في المراكز الصحية الفرعية في إقليم الجنوب" الذي تم إعداده من قبل جايتكا / مشروع إدماج صحة وتمكين المرأة في إقليم الجنوب في عام ٢٠١٠ بالتعاون مع وزارة الصحة. كما وأن هذا الدليل سيكون مرجعاً شاملاً للكوادر العاملة في المراكز الصحية الفرعية في مجال الصحة الإنجابية وتنظيم الأسرة.

في الختام نحن الوكالة اليابانية للتعاون الدولي و فريق المشروع نود أن نعرب عن خالص شكرنا لمعالي وزير الصحة، ومدير إدارة الرعاية الصحية الأولية على توجيهاتهما الحكيمه. كما نتوجه بالشكر والتقدير الجزيل لمدير مديرية صحة المرأة والطفل/ مدير المشروع ملاك العوري، ولنظراء المشروع من قسم تنظيم الأسرة ولأعضاء اللجنة الفنية على دعمهم وعملهم المتواصل خلال فترة عمل المشروع.

أملين أن يساهم هذا الدليل في تحسين نوعية وجودة الخدمات الصحية الإنجابية/تنظيم الأسرة المقدمة للمجتمع.



## المساهمين في إعداد هذا الدليل

### وزارة الصحة

#### مديرية صحة المرأة والطفل

- د. ملاك العوري، مدير مديرية صحة المرأة والطفل ومدير المشروع
- فاديا الجبر، رئيس قسم الإشراف والمتابعة
- أمل أبو شلويش، مشرفة الأمومة والطفولة/ قسم تنظيم الأسرة

#### مديرية صحة أربد

- د. لطيفة التلبي، رئيس قسم صحة المرأة والطفل
- مريم العمري، مشرفة الأمومة والطفولة
- هيام عبيدات، مشرفة الأمومة والطفولة

#### مديرية صحة الحرق

- د. أمل عبدالكريم، رئيس قسم صحة المرأة والطفل
- سعاد شديفات، مشرفة الأمومة والطفولة

#### مديرية صحة البلقاء/دير علا

- د. صباح ماضي، رئيس قسم صحة المرأة والطفل
- نهى حتاملة، مشرفة الأمومة والطفولة
- حلوة العيسى، مشرفة الأمومة والطفولة
- بثينة زقروق، مشرفة الأمومة والطفولة

### مشروع تحسين الخدمات في المراكز الصحية الفرعية في المناطق الريفية المستضيفة للاجئين السوريين

- مكيكو كوماسوا، المدير التنفيذي للمشروع
- كيو إيو، مسؤولة التدريب
- اتسوكر إيموتو، مسؤولة التدريب
- علا حطاب، مسؤولة إدارية
- اتصال نخله، مساعدة المشروع / صحة عامة
- يوتاكا كوماسوا، باحث

## قائمة المحتويات

١	١. المقدمة.....
١	٢. المهمة.....
١	٣. الأهداف .....
٢	٤. الأدوار العملية.....
٢	٥. الخدمات .....
٢	١٠٥ خدمات الرعاية الصحية.....
٤	٢١٥ تعزيز صحة المجتمع المحلي.....
٤	٣٠٥ الإحالة.....
٤	٦. العاملون ومسؤولياتهم.....
٤	١,٦ الكادر الصحي الذي يجب توافره في المركز الصحي القرعي.....
٥	٢,٦ الوصف الوظيفي.....
٥	١. الطبيب.....
٥	٢. القبيلة القانونية.....
٥	٣. الممرضة.....
٦	٤. مساعد الصيدلي.....
٦	٥. المحاسب.....
٦	٦. عاملة النظافة.....
٦	٧. التدريب المستمر.....
٦	٨. المرافق والمعدات .....
٦	١,٨ المرافق الأساسية.....
٧	٢,٨ المعدات الأساسية.....
١٠	٩. الإشراف الداعم لخدمات الصحة الإيجابية/تنظيم الأسرة.....
١٠	١,٩ المسؤول عن الإشراف الداعم.....
١١	٢,٩ آلية الإشراف الداعم.....
١١	٣,٩ أدوات الإشراف الداعم.....
١١	٤,٩ التقارير.....
١٣	الملحقات.....
١٥	ملحق ١: نموذج - برنامج الإشراف المنوي.....
١٦	ملحق ٢: نموذج - قائمة التحقق السنوية لمركز الأمومة والطفولة في المركز الصحي.....
٢٠	ملحق ٣: نموذج - قائمة تحقق تقييم الخدمات ومثابمة السجلات و الملفات.....
٢٨	ملحق ٤: نموذج - ملخص نتائج الإشراف.....

## ١. المقدمة

حقق الأردن خلال العقد الماضي خطوات مهمة في مجال الرعاية الصحية الأولية / الصحة الإنجابية، حيث تعمل وزارة الصحة الأردنية على توفير خدمات الرعاية الصحية الأولية بجودة عالية للمواطنين. حيث تم استحداث خدمات الصحة الإنجابية / تنظيم الأسرة في المراكز الصحية الفرعية التي تخدم المناطق القروية والثانية لتقديم هذه الخدمات للسكان القاطنون في هذه المناطق لتسهيل الحصول الوصول على هذه الخدمات. لذلك أصبحت المراكز الصحية الفرعية تلعب دوراً هاماً في تلبية الاحتياجات الصحية للسكان في القرى التي لا يزيد عدد السكان فيها عن ٥٠٠ - ٣٠٠٠ نسمة.

وقد عززت وزارة الصحة خدمات الصحة الإنجابية المقدمة في المراكز الصحية الفرعية بالتعاون مع الوكالة اليابانية للتعاون الدولي (جايسا) من خلال عدة مشاريع منها، "مشروع إِمِاح صحة وتمكين المرأة في إقليم الجنوب" والذي بدأ من عام ٢٠٠٦ وتنتهي عام ٢٠١١، وبناء على النجاحات والدروس المستفادة من هذا المشروع بدأ مشروع جايسا الجديد في عام ٢٠١٦ تحت عنوان "مشروع تحسين الخدمات في المراكز الصحية الفرعية في المناطق الريفية المستضيفة للاجئين السوريين"، ويهدف المشروع إلى تحسين نوعية الخدمات المقدمة في المراكز الصحية الفرعية المستضيفة لكل من الأردنيين واللاجئين السوريين الذين يعيشون في المجتمعات الريفية في محافظات اربد، المفرق والبقاع/إواء دير عالا.

قام المشروع السابق في عام ٢٠١٠ بإعداد "الدليل التشغيلي للمراكز الصحية الفرعية في إقليم الجنوب"، وتم تحديث هذا الدليل استناداً إلى استحداث خدمات الصحة الإنجابية وتنظيم الأسرة في المراكز الصحية الفرعية بهدف مساعدة المراكز الصحية الفرعية على إنشاء نظام تشغيلي أكثر فعالية. وسيعمل هذا الدليل على تعزيز قدرات الكوادر العاملة في المراكز الصحية الفرعية التابعة لوزارة الصحة.

## ٢. المهمة

تتمثل مهمة المراكز الصحية الفرعية في توفير خدمات رعاية صحية أولية ذات جودة عالية ومعلومات صحية لجميع المواطنين في المناطق النائية التي لا تتوفر فيها الخدمات الأساسية وضمان الوصول إلى المراكز الصحية المستهدفة وتحقيق المساواة في مجال تقديم خدمات الرعاية الصحية الأولية.

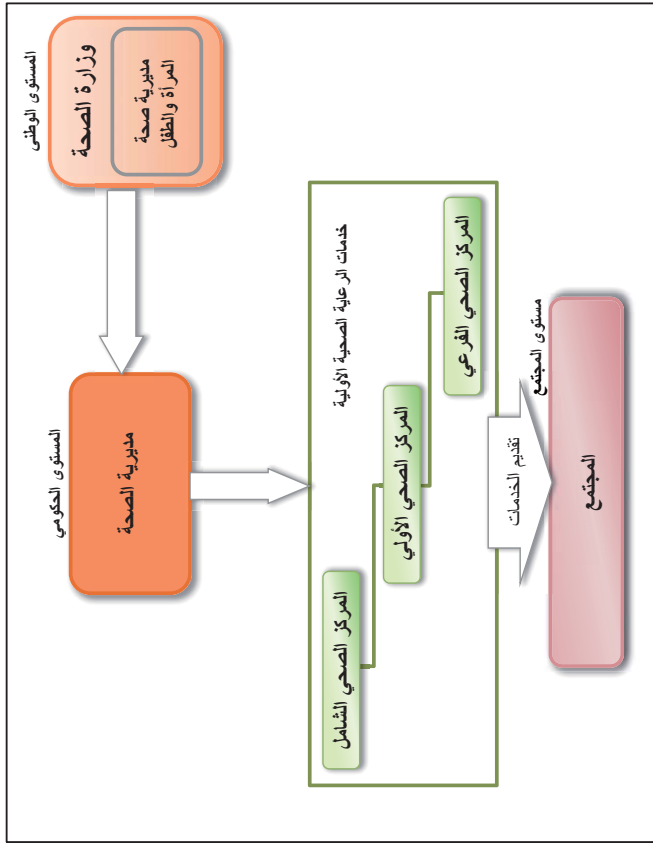
## ٣. الأهداف

أهداف وغايات المراكز الصحية الفرعية:

- (١) توفير خدمات الرعاية الصحية الأولية/ خدمات الصحة الإنجابية وتنظيم الأسرة ذات الجودة العالية والتي يمكن الوصول والحصول عليها بسهولة.
- (٢) زيادة الوعي والمعرفة في مجال الصحة الإنجابية.
- (٣) زيادة الاستفادة من خدمات الرعاية الصحية الأولية /الصحة الإنجابية/ تنظيم الأسرة.
- (٤) تعزيز وتشجيع اتباع أنماط الحياة الصحية وبخاصة في مجالات التدخين، وممارسة التمارين الرياضية والنظافة والتغذية.

## ٤. الأدوار العملية

الشكل ١: الهيكل التنظيمي/ الدور العملي للمراكز الصحية الفرعية



## ٥. الخدمات

### ١,٥ خدمات الرعاية الصحية

تلعب المراكز الصحية الفرعية دوراً أساسياً في تقديم خدمات الرعاية الصحية الأولية/خدمات الصحة الإنجابية لتعزيز صحة المرأة والطفل في المناطق النائية. وفيما يلي خدمات الرعاية الصحية الأساسية المقدمة في المراكز الصحية الفرعية، ويتم تقديم هذه الخدمات حسب توفر الكادر والإمكانات.

### ١. الخدمات المتعلقة بالصحة الإنجابية

#### (١) خدمات رعاية الحوامل :

- الفحص الروتيني (الوزن والطول ومؤشر كتلة الجسم)
- العلامات الحيوية (النبض، الحرارة، ضغط الدم، التنفس)
- تقييم مطعوم الكزاز للحوامل الجدد
- تقدير اليوم المتوقع للولادة وتحديد مدة الحمل
- تزويد الحوامل (بالمقويات والفيتامينات ...) حسب البروتوكول
- تقييم عوامل الخطورة \* حسب نموذج كويلايد
- اجراء وتحويل السيدة للفحص السريري
- التحول لإجراء الفحوصات المخبرية
- التقيف الصحي ومشورة الحوامل (تنظيم الأسرة، الرضاعة الطبيعية، برنامج المسح الطبي لحديث الولادة... الخ)
- التحول للاختصاص والخدمات غير المتوفرة في المركز

#### (٢) خدمات رعاية النفاس :

- العلامات الحيوية(النبض، الحرارة، ضغط الدم، التنفس)
- اجراء وتحويل السيدة للفحص السريري
- التحول لإجراء الفحوصات المخبرية
- تقييم مضاعفات النفاس
- التقيف الصحي حول (رعاية الوليد، المطاعيم، التغذية، النظافة الشخصية، الرياضة... الخ)
- تقديم المشورة حول (تنظيم الأسرة و الرضاعة الطبيعية)

#### (٣) خدمات رعاية الطفل تحت الخمس سنوات :

- متابعة النمو والتطور (الوزن، الطول، ومحيط الرأس).
- تقييم عوامل الخطورة
- الفحص السريري من قبل الطبيب
- تقديم خدمات المطاعيم حسب البرنامج الوطني للمطاعيم
- سحب عينات الدم للأطفال حديثي الولادة حسب برنامج المسح الطبي للأطفال حديثي الولادة
- التحول لإجراء الفحوصات المخبرية حسب البروتوكولات
- اعطاء فيتامين (A) حسب العمر والتعليمات
- التزويد بالمقويات والفيتامينات حسب البروتوكولات
- التقيف الصحي والمشورة حسب الفئة العمرية للطفل (الرضاعة الطبيعية، التغذية، التكميلية، تطور الطفل، المطاعيم والحوادث المنزلية... الخ)

#### (٤) خدمات تنظيم الأسرة :

- تقديم مشورة تنظيم الأسرة العامة والمتخصصة لوسائل تنظيم الأسرة
- قياس الوزن وضغط الدم
- تحويل السيدة للطبيب لإجراء الفحص العام لمستخدمات الوسائل الهرمونية والوالب
- التزويد بوسائل تنظيم الأسرة
- التعامل مع الآثار الجانبية والمضاعفات الناجمة عن استخدام وسائل تنظيم الأسرة
- اجراء الفحص السريري للكشف المبكر عن سرطانات الثدي
- التحول لأطباء الاختصاص عند الحاجة
- التحول للوسائل غير المتوفرة في المركز

#### (٥) خدمات صحة المرأة

- تقييم احتياجات المستفيدة لخدمات صحة المرأة من الأمل (انقطاع الدورة الشهرية) والتهابات الجهاز الانجابي و سرطانات الجهاز الانجابي... الخ)
- التقيف الصحي والمشورة (سن الأمل،التهابات الجهاز الانجابي،سرطانات الجهاز الانجابي... الخ)
- الإحالة للاختصاص أو اجراء الفحوصات المخبرية

## ٢,٦ الوصف الوظيفي

### ١. الطبيب

- ١) إجراء الفحص الطبي وتقديم العلاج المتوفر في المركز الصحي.
  - ٢) تقديم التثقيف الصحي، والمشورة للمراجعين.
  - ٣) إحالة المراجع للاختصاص حسب حالته.
  - ٤) الإشراف والمتابعة لتوفر سلامة التخزين للمستلزمات الطبية وغير الطبية في المركز.
  - ٥) الإشراف والمتابعة لسجلات وملفات المراجعين والتقارير الشهرية والمصادقة عليها ضمن معيار وزارة الصحة.
  - ٦) المشاركة في نشاطات التوعية وتعزيز الصحة في المجتمع المحلي.
  - ٧) التحقق وتقييم الأداء لمقدمي الخدمات الصحية في المركز طبقاً للمعايير (قوائم التحقق)، متابعة تقديم الخدمات في المركز الصحي وخلق روح الفريق وحل المشكلات إن وجدت.
- ### ٢. القبيلة القاعدية
- ١) تقديم خدمات رعاية الحامل ورعاية النفاس.
  - ٢) تقديم خدمات رعاية الطفل التي تشمل (النمو، التطور والتطعيم).
  - ٣) تقديم خدمات مشورة وسائل تنظيم الأسرة للمراجعات وتقييم أهليتهن لاستخدام الوسيلة.
  - ٤) تطبيق ومتابعة إجراءات ضبط العدوى.
  - ٥) التوثيق الدقيق للبيانات في خدمات الأمومة والطفولة على السجلات والملفات.
  - ٦) اعداد التقارير الشهرية لخدمات الأمومة والطفولة.
  - ٧) المساهمة في تدريب الكادر التمريضية التي تقدم خدمات الأمومة والطفولة.
  - ٨) التحقق من جاهزية الأدوات والمعدات لتقديم خدمات الأمومة والطفولة.
  - ٩) تقييم المخزون من وسائل تنظيم الأسرة الحديثة واعداد الطلبات الشهرية والطارية حسب نظام التزويد.
  - ١٠) تطبيق شروط التخزين لوسائل تنظيم الأسرة الحديثة ومتابعة توفر المطاعيم وتطبيق سلسلة التبريد.
  - ١١) تحويل المراجعة للطبيب العام في المركز لإجراء الفحص العام

### ٣. الممرضة

- ١) قياس العلامات الحيوية.
- ٢) مساعدة الطبيب عند إجراء الفحص الطبي.
- ٣) إعطاء الحقن حسب إرشادات الطبيب ومعايير ضبط العدوى.
- ٤) تقييم عوامل الخطورة للمراجعات من الحوامل والنفاس.
- ٥) تقديم المشورة والتثقيف الصحي للمراجعات من الحوامل والنفاس.
- ٦) تقديم المشورة لوسائل تنظيم الأسرة.
- ٧) تزويد المراجعات بوسيلتين من وسائل تنظيم الأسرة ( الواقى الذكري وحبوب منع الحمل ).
- ٨) متابعة تطبيق شروط التخزين لوسائل تنظيم الأسرة في نظام التزويد.
- ٩) تقديم خدمات التطعيم والتحقق من توفر المطاعيم وتطبيق معايير سلسلة التبريد وشروط ضبط العدوى.
- ١٠) تقديم خدمات متابعة نمو وتطور الطفل.
- ١١) تطبيق إجراءات ضبط العدوى حسب البروتوكولات.
- ١٢) إحالة المراجعات للطبيب العام أو الاختصاص حسب الحاجة.
- ١٣) المشاركة في التثقيف الصحي وتوزيع المواد التثقيفية.
- ١٤) تشجيع المجتمع المحلي على استخدام خدمات الرعاية الصحية الأولية.
- ١٥) المشاركة في أنشطة تعزيز الصحة مع لجان المجتمع المحلي في القرية.
- ١٦) المشاركة في الصحة المدرسية.
- ١٧) تسجيل وتوثيق الخدمات المقدمة في السجلات والملفات والتقارير وحفظها.
- ١٨) التحقق من توفر وسلامة المعدات والمستلزمات في المركز.

## ٢.٥ خدمات طبية أخرى:

- خدمات علاجية (الفحص السريري، قياس العلامات الحيوية، طلب الفحوصات المخبرية، الإحالة للاختصاص عند الحاجة... الخ)
- تقديم خدمات الإسعافات الأولية

## ٢,٥ تعزيز صحة المجتمع المحلي

تعزيز الصحة هو عملية مستمرة من التطوير من أجل تمكين البيئة لتحسين صحة الناس . ويعتبر المجتمع المحلي شريكا مهما في اتخاذ القرارات اللازمة لتحقيق الصحة المجتمعية، وذلك من خلال مشاركة أفراد المجتمع في تنفيذ الأنشطة والبرامج التي تعمل على تحسين الخدمات الصحية وتغيير السلوك الصحي، ومساهمة المراكز الصحية القرية بزيادة الوعي الصحي لدى المجتمع حول مواضيع الصحة الإيجابية وتنظيم الأسرة ونظام الحياة الصحي من خلال أنشطة التعزيز الصحي.

وتتضمن الأنشطة ما يلي:

- ١) عقد جلسات تثقيف صحية في المراكز الصحية القرية
- ٢) تشكيل لجان صحة المجتمع المحلي في المجتمعات المستهدفة ( وتتضمن اللجنة ممثلين عن المدارس والمساجد والعيادات والصيدليات، الخ )
- ٣) المشاركة في أنشطة تعزيز الصحة والصحة التوعوية وجلسات التثقيف الصحي في المجتمع
- ٤) التعاون مع فريق العيادة المتنقلة من وزارة الصحة بعمل أنشطة التعزيز الصحي في المناطق المستهدفة ( إذا أمكن )

## ٣,٥ الإحالة

- تقديم خدمات الإحالة للاختصاص حسب ما تستدعي الحالة الصحية لمنثقي الخدمة.

## ٦. العاملون ومسؤوليتهم

### ١,٦ الكادر الصحي في المركز الصحي القرعي

- ١) طبيب بجم جزئي
- ٢) فلبنة (إذا كان ذلك ممكنا)
- ٣) ممرضة
- ٤) مساعد صيدلي
- ٥) محاسب
- ٦) عاملة

## ٢,٨ المعدات الأساسية

### ١. الأثاث:

- مكتب وكراسي مكتب اكل عيادة
- كراسي (إثنان في كل عيادة)
- خزانة أو رفوف لحفظ الملفات
- خزانة للأدوات والمعدات
- خزانة مع قفل لحفظ وسائل تنظيم الأسرة
- طاوله فحص اطفال
- سرير للفحص السريري
- ضوء جانبي
- درج منحرك لسرير الفحص
- ستارة لكل خدمة
- كرسي بجعلات
- طاوله منحركة بجعلات
- سرير تركيب لوب (في حال توفر خدمة اللوالب)
- حامل مطويات أو مكان مناسب لعرض المطويات
- لوحات ارشادية لأماكن تقديم الخدمة

### ٢. اجهزة/ أدوات غير طبية:

- ثلاثة صالحة لحفظ المطاعيم وذلك بحسب سلسلة التبريد (موازين الحرارة ومؤشر التجمد للمطاعيم)
- تيزوموس لحفظ المطاعيم
- جهاز التعقيم بالحرارة وجهاز التعقيم بالبخار

### ٣. الأجهزة والأدوات الطبية:

- نولبر (سماع دققت قلب الجنين)
- جهاز الفحص الرباعي (أنف وأذن وحجره وعيون) Diagnostic Set
- جهاز ضغط
- سماعة طبية
- موازين الحرارة
- ميزان وزن ومقياس طول للرضع حسب المعايير
- متر قياس محيط رأس الطفل حسب المعايير
- ميزان لقياس الوزن ومقياس طول اليالغين حسب المعايير
- جهاز فحص مهبل، حجم كبير ومتوسط وصغير (في حال توفر خدمة اللوالب)
- وحدة تركيب ونزع اللوالب حسب المعايير (في حال توفر خدمة اللوالب)
- صينية لحمل الأدوات
- صينية مطاعيم بلاستيك (في الثلاثة)
- صينية أدوات التطعيم
- صحن كلوي (واحد على الأقل حجم متوسط)
- أوعية ذات غطاء لتطهير الأدوات حسب المعايير

## ٤. مساعد الصيدلي

- (1) متابعة توفر وحفظ الأدوية حسب المعايير والبروتوكولات.
- (٢) طلب الإبرادات والأمانات وغيرها وإعداد التقارير اليومية بالإبرادات المتحصلة والمحاسبية على الوصفات الطبية
- (٣) صرف الأدوية حسب تعليمات الطبيب.
- (٤) تنظيم وحفظ الوصفات الطبية واليومية للأدوية المستهلكة.
- (٥) حفظ السجلات الشهرية واليومية للمحاسبية حسب الإجراءات المعتمدة.
- (٦) القيام بمهمة المحاسب فيما يخص دفع ثمن الأدوية في حال عدم وجود محاسب في المركز.

## ٥. المحاسب

- (1) فتح السجلات والتقود الأصولية للمعاملات والإجراءات المحاسبية.
- (٢) قبض الإبرادات والأمانات وغيرها وإعداد التقارير اليومية بالإبرادات المتحصلة والمحاسبية على الوصفات الطبية واستلام النقد وإعداد كشف يومي بالنقد المقبوضات وإيداع المقبوضات من النقدية لدى البنوك المعتمدة.
- (٣) إعداد التقارير المالية وتنظيم الكشوفات المالية حسب الإجراءات المعتمدة.
- (٤) تنظيم وحفظ الملفات والسجلات والبطاقات والوثائق في الأماكن المخصصة لها بشكل يسهل الرجوع إليها عند الحاجة، والمحافظة على السجلات والإدوات المالية.
- (٥) تطبيق جميع التعليمات المالية الصادرة والمحفوظة على الدفاتر والسجلات المالية.
- (٦) القيام بأعمال أخرى يكلف بها ضمن حدود مهامه ومسؤولياته الوظيفية.

## ٦. عاملة النظافة

- (1) التنظيف داخل وخارج المركز الصحي الفرعي.
- (٢) تنظيف أدوات المطبخ.
- (٣) تنظيف النفايات.
- (٤) تفريغ حاويات القمامة.
- (٥) التأكد من إغلاق المركز الصحي الفرعي في نهاية كل يوم.
- (٦) فتح وإغلاق المركز حسب تعليمات وزارة الصحة.

## ٧. التدريب المستمر

بعد التدريب المستمر في مجال الرعاية الصحية الأولية/ الصحة الإنجابية وتنظيم الأسرة لجميع العاملين في المراكز الصحية القرعية أمرا هاما لضمان كفاءة وجودة الخدمات المقدمة.

## ٨. المرافق والمعدات

### ١,٨ مرافق الأساسية

- (1) غرف فحص
- (٢) غرفة انتظار
- (٣) صيدلية
- (٤) غرفة السجلات
- (٥) حمام
- (٦) مطبخ

#### ٤. السجلات والملفات والأختام:

- سجل رعاية الحوامل
- سجل رعاية النفاس
- سجل خدمات تنظيم الأسرة
- سجل رعاية الطفل
- سجل المعطاعم و سجل أرصدة المعطاعم وسجل المتخفين عن المعطاعم
- سجل حرارة نلاجة المعطاعم
- سجل اللوازم
- سجل احتياجات الكادر التدريبية (متوفر لدى رئيس المركز)
- دفتر التقرير الشهري وطلب التزويد
- ملف الأم وملف الطفل
- بطاقة مراجعة الأم وبطاقة مراجعة الطفل
- ختم " خدمات الأمومة والطفولة"

#### ٥. الأملية الإرشادية والبروتوكولات الطبية المعتمدة

- الدليل الإرشادي للصحة الإنجابية وتنظيم الأسرة
- المشورة المتكاملة للصحة الإنجابية أو المشورة لتنظيم الأسرة
- دليل معايير خدمات صحة الطفل
- الدليل الإرشادي لالتهابات الجهاز الإجماعي
- دليل سياسات وإجراءات ضبط العدوى
- دليل الرضاغة الطبيعية
- الدليل الإرشادي للمطاعم
- دليل رصد الآثار الجانبية للمطاعم
- دليل استخدام السجلات اليومية لخدمات صحة المرأة والطفل (الأمومة والطفولة وتنظيم الأسرة)
- دليل الإجراءات لنظام تزويد وسائل تنظيم الأسرة الحديثة
- كتاب تنظيم الأسرة "الكتيب العالمي لمقدمي الخدمة"
- الورقة القلابة لوسائل تنظيم الأسرة
- اللوحة القلابة للرضاغة الطبيعية
- بطاقات مقدمي الخدمات لوسائل تنظيم الأسرة
- قرص اللياقة الطبية لوسائل تنظيم الأسرة
- قرص تحديد موعد الولادة
- قرص مؤشر كتلة الجسم
- نموذج التحويل الداخلي لخدمات تنظيم الأسرة (ينطبق على مراكز الاعتمادية)
- قوائم التحقق لنظام الإشراف الداعم لخدمات الأمومة والطفولة
- الوصف الوظيفي لمقدمي خدمات الأمومة والطفولة
- الدليل التشغيلي للمراكز الصحية الفرعية
- أخرى

- حامل سائل وريدية
- أوعية ستلس ستيل
- جهاز شفط جاهز للاستخدام
- صندوق أدوية تحتوي على أدوية الطوارئ
- رابط للثريان
- حامل للإبرة، حامل مشرط
- ملقط باسنان
- مقص غرز، مقص غير الجروح
- جهاز تبخير
- نقالة / حمالة
- كرسي بحجلات
- اسطوانة أكسجين
- قطن، لفاف عادي، شاش معقم وغير معقم
- سرجات
- شراشف
- خيوط للجراحة /متعددة المقاس
- جبيرة
- ضاغطة لسان
- عضاضة لمرضى الصرع
- قفازات
- المحاليل والمطهرات الخاصة بالأدوات (كحول، محلول انزيمي، كلور، أيودين)
- سلة مهملات
- الصندوق الأمن للتخصص من الفتيات
- الأدوية الضرورية
- وسائل منع الحمل (حبوب و الواقي)

## ٦. المواد التوعوية والإرشادية

ينبغي توافر المواد التوعوية والإرشادية التالية:

- (١) البوسترات
  - وسائل تنظيم الأسرة
  - صحة الطفل (المطاعم، المسح الطبي لحديثي الولادة، مسح السمع للمواليد الجدد، نمو وتطور الطفل في سنواته الخمس الأولى وأخرى)
  - حقوق المستفيدة
  - خدمات صحة المرأة (الحوامل، النفاس، الحمل الآمن، الرضاعة الطبيعية، الكشف المبكر عن سرطان الثدي وأخرى)
  - العنف الاسري
  - أخرى

## (٢) المطويات والبروشورات

- وسائل تنظيم الأسرة ( التولب، الغرسة، الحقن، الحبوب، الواقي النكري، قطع الطمث بالإرضاع، ربط الإناثيب وأخرى)
- صحة الطفل ( المسح الطبي لحديثي الولادة، الأغذية التكميلية، عيادة الطفل السليم، تطور الطفل في سنواته الخمس الأولى، الحوادث المنزلية وأخرى)
- خدمات صحة المرأة (الحوامل، النفاس، الرضاعة الطبيعية، الحمل الآمن،الكشف المبكر عن سرطان الثدي وأخرى)
- العنف الاسري
- أخرى

## (٣) اللوحة القلابة لوسائل تنظيم الأسرة

## ٩. الإشراف الداعم لخدمات الصحة الإيجابية/تنظيم الأسرة

يعرف الإشراف بأنه " عملية توجيه ومساعدة وتشجيع الموظفين على تحسين أدائهم بحيث يقومون بتطبيق معايير محددة للأداء في وزارة الصحة " وبالتالي الإشراف هو عملية يتم خلالها مساعدة الموظفين على أداء وظيفتهم بشكل أفضل من خلال مراجعة ما يقومون به وكيفية القيام بذلك وتقديم التغذية الإرشاد والتدريب، ومساعدتهم على إيجاد الحلول المناسبة للمشاكل التي تواجههم في عملهم، وتقديم الدعم والتشجيع بما يعزز التفاني بالخدمات التي يقدمونها.

## ١٠. المسؤول عن الإشراف الداعم

الأشخاص التاليين هم المسؤولون عن الإشراف الداعم:

- (١) رؤساء أقسام ومشرقات الأمومة و الطفولة في مديرية صحة المرأة و الطفل في وزارة الصحة.
- (٢) رئيس قسم صحة المرأة و الطفل ومشرقات الأمومة و الطفولة في مديريات الصحة.
- (٣) مشرفات الأمومة و الطفولة في الأولى.
- (٤) القابلات القانونيات من المراكز الصحية الأولى أو الشاملة.

## ٩.٢ آلية الإشراف الداعم

الإشراف الداعم يتم بشكل عام عن طريق زيارات إشرافية واجتماعات دورية الزيارات الإشرافية الميدانية

(١) يتم من خلال الزيارات الإشرافية التأكد من التالي (أنظر الملحق رقم ٢/توائم التحقق) :

- توفر الكادر الصحي.
- توفر المكان اللائم لتقديم الخدمات.
- توفر المعدات والأجهزة اللازمة.
- تقييم أداء العاملين.
- متابعة المؤشرات.
- التغذية الراجعة.

(٢) الزيارات الإشرافية للمركز الصحية القرعية والتي يتم تنفيذها حسب المستويات (أنظر الشكل رقم ٢):

- مديرية صحة المرأة و الطفل زيارة واحدة على الأقل سنويا/المركز
- مديرية صحة زيارة واحدة كل ٦ شهور/ مركز
- مشرفات الأولى زيارة واحدة كل ٣ شهور
- القابلة القانونية من المركز الصحي الأولي أو الشامل زيارة شهرية واحدة على الأقل/مركز

## ٢. عقد الاجتماعات الدورية

- اجتماعات مركزية مع مديرية صحة المرأة و الطفل في وزارة الصحة الأردنية مع رؤساء أقسام صحة المرأة و الطفل ومشرقات الأمومة و الطفولة في مديريات الصحة. (أنظر الشكل رقم ٢)
- اجتماعات على مستوى مديريات الصحة ما بين رؤساء أقسام صحة المرأة و الطفل ومشرقات الأمومة و الطفولة والقابلة المشرفة مع المعرضات العاملات في المراكز الصحية القرعية. (أنظر الشكل رقم ٢)

## ٩.٣ أدوات الإشراف الداعم

تتوافر الملحقات التالية للإشراف الداعم:

١. برنامج الإشراف السنوي ( ملحق ١)
٢. قائمة التحقق السنوية لمركز الأمومة و الطفولة في المركز الصحي (ملحق ٢)
٣. قائمة تحقق تقييم الخدمات ومتابعة السجلات و الملفات (ملحق ٣)
  - أ. رعاية الحامل
  - ب. رعاية النفاس
  - ج. رعاية الطفل
  - د. تنظيم الأسرة
  - هـ. صحة المرأة
٤. ملخص نتائج الإشراف (الملحق ٤)، يجب حسب قائمة تحقق تقييم الخدمات ومتابعة السجلات و الملفات (الملحق ٣)

## ٩.٤ التقارير

يجباً تقرير ملخص نتائج الإشراف (ملحق ٤) من قبل:

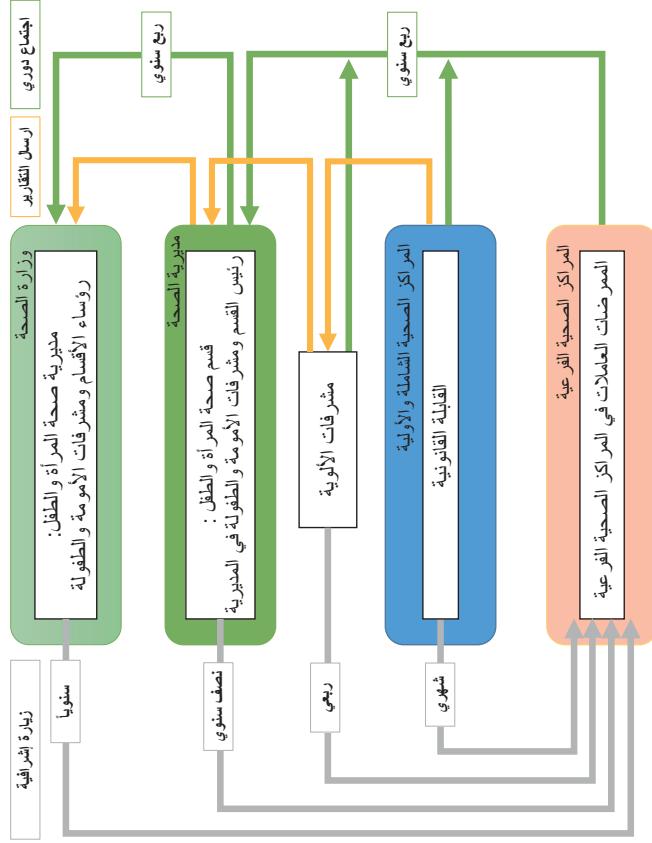
- القابلة القانونية من المركز الصحي الأولي أو الشامل التي تقوم بتغطية العمل في المركز الصحي القرعي
- مشرفة الأمومة و الطفولة من اللواء
- رئيس قسم صحة المرأة و الطفل ومشرقات الأمومة و الطفولة من مديرية الصحة

ويتم إرساله الى مديرية صحة المرأة و الطفل/قسم الإشراف و المتابعة في وزارة الصحة حسب التسلسل الإداري.(أنظر الشكل ٢)



## نظام الإشراف للمراكز الصحية الفرعية

### - العلاقة بين المستويات الإدارية



## الملحقات

ملحق ١: نموذج - برنامج الإشراف السنوي

ملحق ٢: نموذج - قائمة التحقق السنوية لمركز الأمومة والطفولة في المركز الصحي

ملحق ٣: نموذج - قائمة تحقق تقييم الخدمات ومتابعة السجلات و الملفات

أ. الحوامل  
ب. النفاس  
ج. الأطفال  
د. تنظيم الأسرة  
هـ. صحة المرأة

ملحق ٤: نموذج - ملخص نتائج الإشراف



ملحق ٢: نموذج - قائمة التحقق السنوية لمركز الأمومة والطفولة في المركز الصحي

### قائمة التحقق السنوية لمركز الأمومة والطفولة في المركز الصحي

مديرية صحة: .....

مركز

صحي: .....

تاريخ الزيارة: .....

القائم

بالتقرير: .....

اسم رئيس المركز: .....

اسم القابلة: .....

التعليمات :

- يتم تعبئة هذا النموذج من قبل فريق إشراف صحة المرأة والطفل خلال الزيارة الأولى السنوية للمركز
- في خاتمة المشاهدة اخذت مع أو أشارت √ إذا كانت العادة متوفرة ولا أو أشارت x إذا كانت غير متوفرة ولا ينطبق في حال العادة غير متوفرة حالياً مع توضيح السبب في الملاحظات
- إذا كانت العادة غير صالحة أو بحاجة للصيانة، تسجل ذلك في خاتمة الملاحظات
- يجب التأكد من أن السجلات المستخدمة هي الطيبة الحديثة، وفي حال الموجودة بالمركز قديمة، يسجل ذلك في خاتمة الملاحظات.

الملاحظات	المشاهدة	المحتويات	البيد
		مياه جارية وصابون وورق تمشيق في غرف تقديم الخدمة	مياه جارية وصابون وورق تمشيق في غرف تقديم الخدمة
		دورات مياه نظيفة في المركز	دورات مياه نظيفة في المركز
		مصدر مياه صالح للشرب للمراجعين	مصدر مياه صالح للشرب للمراجعين
		مقاعد كافية في غرفة الانتظار	مقاعد كافية في غرفة الانتظار
		مكان/غرفة مناسبة ومجهزة لترتيب الثوب	مكان/غرفة مناسبة ومجهزة لترتيب الثوب
		مكان/غرفة مناسبة خاصة للمشورة	مكان/غرفة مناسبة خاصة للمشورة
		مكان/غرفة مناسبة لخدمات رعاية الطفل	مكان/غرفة مناسبة لخدمات رعاية الطفل
		مكان/غرفة مناسبة لخدمات صحة المرأة	مكان/غرفة مناسبة لخدمات صحة المرأة
الملاحظات	المشاهدة	المحتويات	البيد
		مكتب وكريسي مكتب لكل عيادة	مكتب وكريسي مكتب لكل عيادة
		كراسي (أثاقان في كل عيادة)	كراسي (أثاقان في كل عيادة)
		خزانة أو رفوف لحفظ الملفات	خزانة أو رفوف لحفظ الملفات
		خزانة لادوات والمعدات	خزانة لادوات والمعدات
		خزانة مع قفل لحفظ وسائل تنظيم الأسرة	خزانة مع قفل لحفظ وسائل تنظيم الأسرة
		طاولة فحص أطفال	طاولة فحص أطفال
		سرير للفحص السريري	سرير للفحص السريري
		ضوء جانبي	ضوء جانبي
		درج متحرك لسرير الفحص	درج متحرك لسرير الفحص
		ستارة لكل خدمة	ستارة لكل خدمة
		كرسي بعجلات	كرسي بعجلات

الملاحظات	المشاهدة	المحتويات	البيد
		طاولة متحركة بعجلات	طاولة متحركة بعجلات
		سرير تركيب لوالب (في حال توفر خدمة اللوالب)	سرير تركيب لوالب (في حال توفر خدمة اللوالب)
		حامل مطويات أو مكان مناسب لعرض المطويات	حامل مطويات أو مكان مناسب لعرض المطويات
		لوحات إرشادية لاماكن تقديم الخدمة	لوحات إرشادية لاماكن تقديم الخدمة
الملاحظات	المشاهدة	المحتويات	البيد
		تلفزيون وفيديو صالحين	تلفزيون وفيديو صالحين
		ثلاجة صالحة لحفظ المطاعم وذلك بحسب سلسلة التبريد (موازين الحرارة ومؤشر التجمد للمطاعم)	ثلاجة صالحة لحفظ المطاعم وذلك بحسب سلسلة التبريد (موازين تيرموستات لحفظ المطاعم)
		جهاز تعقيم حراري أو بخاري (الرجاء تحديد نوع الجهاز)	جهاز تعقيم حراري أو بخاري (الرجاء تحديد نوع الجهاز)
الملاحظات	المشاهدة	المحتويات	البيد
		جهاز التراسل	جهاز التراسل
		دوبلر (سماع دقات قلب الجنين)	دوبلر (سماع دقات قلب الجنين)
		جهاز الفحص الرباعي (انف واذن وحجره و عيون)	جهاز الفحص الرباعي (انف واذن وحجره و عيون)
		Diagnostic Set	Diagnostic Set
		جهاز ضغط	جهاز ضغط
		سماعة طبية	سماعة طبية
		موازين الحرارة (رقموي وشرجي)	موازين الحرارة (رقموي وشرجي)
		ميزان وزن للرضع حسب المعايير	ميزان وزن للرضع حسب المعايير
		مقياس طول للرضع حسب المعايير	مقياس طول للرضع حسب المعايير
		متر قياس محيط رأس الطفل حسب المعايير	متر قياس محيط رأس الطفل حسب المعايير
		ميزان لقياس الوزن للاطفال والبالغين حسب المعايير	ميزان لقياس الوزن للاطفال والبالغين حسب المعايير
		مقياس الطول للاطفال والبالغين	مقياس الطول للاطفال والبالغين
		جهاز فحص مهبلي (حجم كبير ومتوسط وصغير)	جهاز فحص مهبلي (حجم كبير ومتوسط وصغير)
		وحدة تركيب ونزع اللوالب حسب المعايير	وحدة تركيب ونزع اللوالب حسب المعايير
		وحدة تركيب ونزع الغرسات حسب المعايير	وحدة تركيب ونزع الغرسات حسب المعايير
		صينية لحمل الأدوات	صينية لحمل الأدوات
		صينية مطاعم بلاستيك (في الثلاجة)	صينية مطاعم بلاستيك (في الثلاجة)
		صندوق لادوات التطعيم	صندوق لادوات التطعيم
		صحن كلوي (واحد على الأقل حجم متوسط)	صحن كلوي (واحد على الأقل حجم متوسط)
		أو عية ذات غطاء لتطهير الأدوات حسب المعايير	أو عية ذات غطاء لتطهير الأدوات حسب المعايير

الملاحظات	المشاهدة	المحتويات	البيد
		سجل رعاية الحوامل	سجل رعاية الحوامل
		سجل رعاية النفاس	سجل رعاية النفاس
		سجل التباعد ما بين الاحمال	سجل التباعد ما بين الاحمال
		سجل رعاية الطفل	سجل رعاية الطفل
		سجل المطاعم	سجل المطاعم
		سجل ارسدة المطاعم	سجل ارسدة المطاعم
		سجل المتخلفين عن المطاعم	سجل المتخلفين عن المطاعم
		سجل حرارة ثلاجة المطاعم	سجل حرارة ثلاجة المطاعم

مراكز الصناعة والانتفاع عن وسائل تنظيم الأسرة (ينطبق على مراكز الاعتمادية)			
ب. المطويات والبروشورات	متوفرة	ملاحظات	
وسائل تنظيم الأسرة ( اللولب، الغرسة، الحقن، الحبوب، الواقي الذكري، قطع الطمث بالارضاع، ربط الاثنياب)			
صحة الطفل (المسح الطبي لحديثي الولادة، الأغذية التكميلية، عيادة الطفل السليم، تطور الطفل في سنواته الأولى، الحوادث المنزلية)			
خدمات صحة المرأة (الحوامل، النفاس، الرضاعة الطبيعية، الكنف الميكر عن سرطان الثدي)			
العنف الأسري			

ملاحظات	متوفرة	البيانات	
		الأكاديمية	المدرب
سجل صحة المرأة			
سجل التزويد المخفري للتوقف عن استخدام سبيلتي اللولب والحبوب المركبة (ينطبق على المركز المشمول بالدراسة)			
سجل اللوزم			
سجل احتياجات الكادر التدريسية (منو فر لدى رئيس المركز)			
دفتر التقرير الشهري وطلب التزويد			
ختم " خدمات الامومة والطولة"			
الأدلة الإرشادية والبروتوكولات المعتمدة	متوفرة		
النيل الإرشادي للصحة الإنجابية وتنظيم الأسرة			
المشورة المتكاملة للصحة الإنجابية أو المشورة لتنظيم الأسرة			
دليل معايير خدمات صحة الطفل			
دليل صحة المرأة			
النيل الإرشادي لانهابات الجهاز الإنجابي			
دليل وسياسات وإجراءات ضبط العدوى			
دليل الرضاعة الطبيعية			
النيل الإرشادي للمطاعم			
دليل رصد الآثار الجانبية للمطاعم			
دليل استخدام السجلات اليومية لخدمات صحة المرأة والطفل (الامومة والطولة وتنظيم الأسرة)			
دليل الإجراءات لنظام تزويد وسائل تنظيم الأسرة الحديثة			
دليل الرعاية الصحية لحالات العنف الأسري ضد المرأة			
دليل إجراءات التعامل مع حالات العنف ضد المرأة			
دليل إجراءات التعامل مع حالات العنف ضد الطفل			
كتاب تنظيم الأسرة "الكتيب العالمي لمقدمي الخدمة"			
اللوحة القلاية لوسائل تنظيم الأسرة			
اللوحة القلاية للرضاعة الطبيعية			
بطاقات وسائل تنظيم الأسرة الخاصة بمقدم الخدمة			
فرض اللياقة الطبية لوسائل تنظيم الأسرة			
فرض تحديد موعد الولادة			
فرض مؤشر كتلة الجسم			
كرت التحويل لخدمات تنظيم الأسرة الداخلي (ينطبق على مراكز الاعتمادية)			
قوائم التحقق لنظام الإشراف الداعم لخدمات الامومة والطولة			
الوصف الوظيفي لمقدمي خدمات الامومة والطولة			
الدليل التشغيلي لخدمات الصحة الإنجابية/تنظيم الأسرة للمراكز الصحية الفرعية ٢٠١٧			
أ. اليوسترات	متوفرة		
وسائل تنظيم الأسرة			
صحة الطفل (المطاعم، المسح الطبي لحديثي الولادة، مسح السمع للمواليد الجدد، نمو وتطور الطفل في سنواته الخمس الأولى)			
حقوق المستفيدة			
خدمات صحة المرأة (الحوامل، النفاس، الحمل الآمن، الرضاعة الطبيعية، الكنف الميكر عن سرطان الثدي)			
العنف الاسري			

ملحق ٣: نموذج - قائمة تحقق تقييم الخدمات ومتابعة السجلات و الملفات  
 مديرية صحة: .....  
 تاريخ الزيارة: .....  
 اسم رئيس المركز: .....

يتم تفقد الملفات التالية بواقع ملفين أو ثلاثة (ملفين على الأقل) خلال الزيارة.  
 يتم وضع علامة ✓ في المكان المناسب

**\*تعني نقطة أساسية ودرجة**

ملاحظات	غير موفى	التوثيق غير كامل		التوثيق بشكل صحيح	
		ملف ١	ملف ٢	ملف ١	ملف ٢
١. ملف الحوامل					
رقم ملف سيدة جديدة/ متكررة:					
رقم ملف حالة عدائية خاصة:					
* الفحص الطبي العام					
* الفحص الدوري السريري					
السيرة الطبية للمستفيدة					
السيرة الانجابية					
*تقديم عوامل الخطورة للحامل (قائمة كويبلاند)					
متابعة جرعات مطعوم الكزاز حسب جدول الجرعات					
المشورة حسب ثالث الحمل					
الفحوصات المخبرية:					
* الدم (قبة الدم، الهيموغلوبين، السكر)					
- البول ( السكر والبروتين)					
- أخرى					
إعطاء موعد للمراجعة القادمة					
اسم وتوقيع مقدم الخدمة مدون بشكل واضح					
وقت تقديم الخدمة مسجل بشكل واضح					
متابعة اعداد المراجعات وتدفيق التقارير الشهرية	شهر	شهر	شهر	شهر	شهر
عدد الحوامل الجدد					
عدد الحوامل المتوقع ولادتهن خلال الشهر					
عدد الحوامل الجدد المجرى لهن فحص خضاب الدم					
عدد الحوامل المصابيات بفقر الدم (أقل من ١١ ملغ/دسل)					
مطابقة الملفات بسجل رعاية الحوامل					
مطابقة سجل رعاية الحوامل لتقرير الأمومة والطفولة الشهرية/رعاية الحامل					
عدد السيدات المولات لأحمال الخطرة					
المؤشرات					
١.					
٢.					
٣.					
ب. ملف النفاس					
ملاحظات	غير موفى	ملف ١	ملف ٢	التوثيق غير كامل	التوثيق بشكل صحيح
	ملف ٢	ملف ١	ملف ٢		

*الفحص الطبي العام					
*الفحص الدوري السريري					
معلومات الولادة الحالية					
*درجة الحرارة					
تم تقديم المشورة المتعلقة ب:					
*الرضاعة الطبيعية المطلقة					
*تنظيم الأسرة مع أهمية البدء باستخدام وسائل تنظيم الأسرة الحديثة					
*رعاية ومتابعة مطاعيم الطفل السليم					
النظافة الشخصية والتعارين الرياضية					
*التعامل مع مشاكل الثدي					
*التعامل مع مضاعفات النفاس					
*الفحوصات المخبرية (خضاب الدم وفحص البول الروتينى)					
إعطاء موعد للمراجعة					
اسم وتوقيع مقدم الخدمة مدون بشكل واضح					
وقت تقديم الخدمة مسجل بشكل واضح					
متابعة اعداد المراجعات وتدفيق التقارير الشهرية	شهر	شهر	شهر	شهر	
عدد النفاس الجدد المراجعات للمركز					
عدد النفاس الجدد المسجلات بالمركز					
عدد حامل					
عدد النفاس المستخدمات لوسيلة تنظيم اسرة حديثة					
مطابقة الملفات بسجل رعاية النفاس					
مطابقة سجل رعاية النفاس لتقرير الأمومة والطفولة الشهرية/ رعاية النفاس					
عدد الحوامل الجدد المسجلات بالمركز و المتوقع ولادتهن خلال الشهر					
المؤشرات					
١.					
٢.					
٣.					









ملحق ٤: نموذج - ملخص نتائج الاشراف  
مديرية صحة محافظة..... قسم صحة المرأة والطفل

اسم المركز..... تاريخ الزيارة.....

رقم الزيارة: ١ □ ٢ □ ٣ □ ٤ □ ٥ □

المركز يطبق معايير الاعتمادية نعم □ لا □

ملاحظات	تطبيق نظام التزويد:	ملاحظات	خدمات تنظيم الأسرة:
	توفر الوسائل <input type="checkbox"/> نعم <input type="checkbox"/> لا		نوع الوسائل المقدمة التي يزودها المركز الصحي <input type="checkbox"/> حبوب <input type="checkbox"/> حقن <input type="checkbox"/> واقي ذكري <input type="checkbox"/> غرسة <input type="checkbox"/> لولب <input type="checkbox"/> عدد الوسائل المقدمة ( )
	مطابقة الارصدة <input type="checkbox"/> نعم <input type="checkbox"/> لا		توفر المحاليل <input type="checkbox"/> ايودين بوفيدين <input type="checkbox"/> المحلول الإنزيمي <input type="checkbox"/> مخدر موضعي <input type="checkbox"/>
	شروط التخزين <input type="checkbox"/> نعم <input type="checkbox"/> لا		المشورة <input type="checkbox"/> مكان للمشورة <input type="checkbox"/> لوجه قلبية <input type="checkbox"/> قائمة التحقق <input type="checkbox"/> دليل مشورة تنظيم الأسرة <input type="checkbox"/>
	توفر الوصفات <input type="checkbox"/> نعم <input type="checkbox"/> لا		عيادة اللولب <input type="checkbox"/> مقدم الخدمة <input type="checkbox"/> تجهيزات ولوازم <input type="checkbox"/> وجود مكان للخدمة <input type="checkbox"/>
	مطابقة السجل مع التقرير الشهري: <input type="checkbox"/> نعم <input type="checkbox"/> لا		عيادة <input type="checkbox"/> مقدم الخدمة <input type="checkbox"/> تجهيزات ولوازم <input type="checkbox"/>
			الامبلانون <input type="checkbox"/> كامل <input type="checkbox"/> جزئي (غير كامل) <input type="checkbox"/> غير موثق <input type="checkbox"/>
			التوثيق <input type="checkbox"/> كامل <input type="checkbox"/> جزئي (غير كامل) <input type="checkbox"/> غير موثق <input type="checkbox"/>
			توفر دلائل ارشادية لتنظيم الأسرة محدثة: <input type="checkbox"/> نعم <input type="checkbox"/> لا

ملاحظات	رعاية النفاس	ملاحظات	رعاية الحامل:
	الفحص العام <input type="checkbox"/> نعم <input type="checkbox"/> لا		توثيق الفحص الطبي العام <input type="checkbox"/> كامل <input type="checkbox"/> جزئي <input type="checkbox"/> غير موثق <input type="checkbox"/>
	العلامات الحيوية <input type="checkbox"/> نعم <input type="checkbox"/> لا		توثيق الفحص الدوري <input type="checkbox"/> كامل <input type="checkbox"/> جزئي <input type="checkbox"/> غير موثق <input type="checkbox"/>
			تقييم نموذج كوبلاند (تقييم خطورة الحامل) <input type="checkbox"/> نعم <input type="checkbox"/> لا
			تثقيف صحي <input type="checkbox"/> نعم <input type="checkbox"/> لا

٢٨

	مشوره النفاس <input type="checkbox"/> نعم <input type="checkbox"/> لا		الفحوصات المخبرية الروتينية <input type="checkbox"/> نعم <input type="checkbox"/> لا
	الفحوصات المخبرية <input type="checkbox"/> نعم <input type="checkbox"/> لا		مشورة الرضاعة الطبيعية في الثلث الثالث من الحمل: <input type="checkbox"/> نعم <input type="checkbox"/> لا
	متابعة مضاعفات النفاس <input type="checkbox"/> نعم <input type="checkbox"/> لا		مشورة تنظيم الأسرة في الثلث الثالث من الحمل: <input type="checkbox"/> نعم <input type="checkbox"/> لا

ملاحظات	خدمات صحة الطفل:
	الفحص الطبي العام <input type="checkbox"/> نعم <input type="checkbox"/> لا
	تقييم عوامل الخطورة <input type="checkbox"/> نعم <input type="checkbox"/> لا
	القياسات الحيوية واستخدام منحنيات النمو <input type="checkbox"/> نعم <input type="checkbox"/> لا
	متابعة التطور للأطفال <input type="checkbox"/> نعم <input type="checkbox"/> لا
	المسوحات: <input type="checkbox"/> نعم <input type="checkbox"/> لا
	متابعة المطاعيم وسلسلة التبريد <input type="checkbox"/> نعم <input type="checkbox"/> لا
	متابعة المتخلفين عن المطاعيم <input type="checkbox"/> نعم <input type="checkbox"/> لا
	بصر <input type="checkbox"/> سمع <input type="checkbox"/>
	امراض وراثية <input type="checkbox"/> فقر دم <input type="checkbox"/>

ملاحظات	توفر الخطة التنفيذية	ملاحظات	اجراءات وادوات ضبط العدوى يتم تطبيقها حسب دليل ضبط العدوى
	<input type="checkbox"/> نعم <input type="checkbox"/> لا		<input type="checkbox"/> مطبق <input type="checkbox"/> مطبق بشكل جزئي <input type="checkbox"/> غير مطبق
			كوادر <input type="checkbox"/> تزويد <input type="checkbox"/> صيانة <input type="checkbox"/> تدريب <input type="checkbox"/> التراساوند <input type="checkbox"/>

٢٩

41

نسبة الانجاز	القيمة المستهدفة	مؤشرات الصحة الإيجابية/تنظيم الأسرة:
		تنظيم الأسرة:
		رعاية حوامل:
		رعاية نفاس:
		رعاية اطفال:
		:CYP

٣٠

التوصيات	الاجراءات المطلوبة	الاجراءات المتخذة من قبل القانم على الزيارة	الاشخاص والجهات المعنية

مصادقة وتوقيع رئيس القسم:-----

مصادقة مدير الصحة-----

اسماء وتوقيع القانمين بالزيارة: ١.-----

٢.-----


٣.-----

توقيع رئيس المركز:-----

٣١

42

# Planning for a better life



For internal use only

مشروع تحسين الخدمات في المراكز الصحية القرية في المناطق الريفية المستضيفة للاجئين السوريين  
 YHC Project for Improvement of Services at Village Health Centers in Rural Host Communities of Syrian Refugees



## Family planning methods

### Short term, temporary methods

POPs	COCs	Condom	LAM

### Long term, temporary methods

IUD	Implants	Injectables

### Permanent methods

Vasectomy	Tubal ligation

### Traditional methods

Calendar method	Basal body temperature method	Cervical mucus method

# POPs

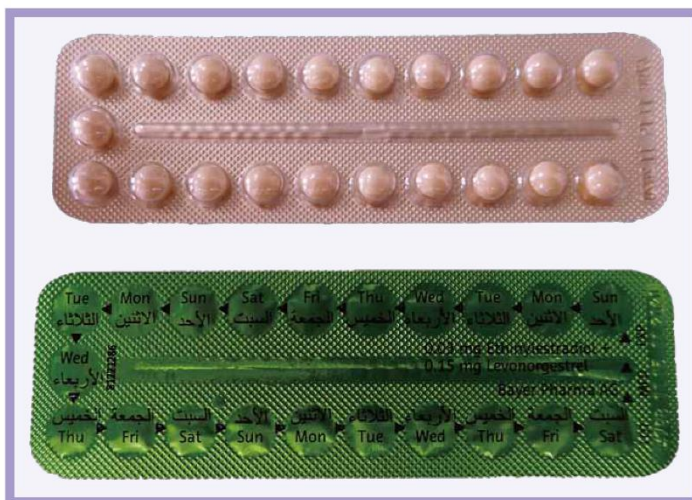


**Please take one tablet at the same time everyday**

Short term, temporary methods

1

# COCs



**Please take one tablet at the same time everyday**

Short term, temporary methods

2

# Condom



Short term, temporary methods

3

# LAM

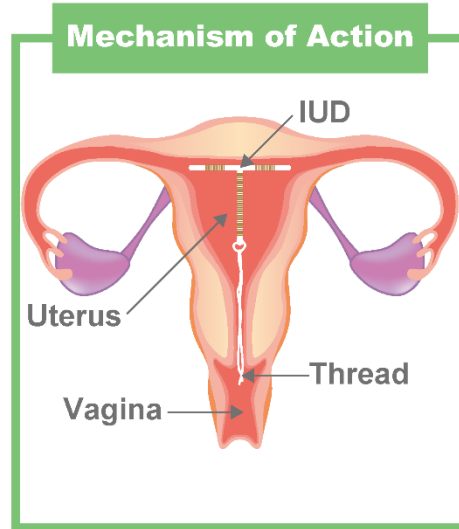


Short term, temporary methods

4




# IUD



Long term, temporary methods

5

# Implants



Long term, temporary methods

6

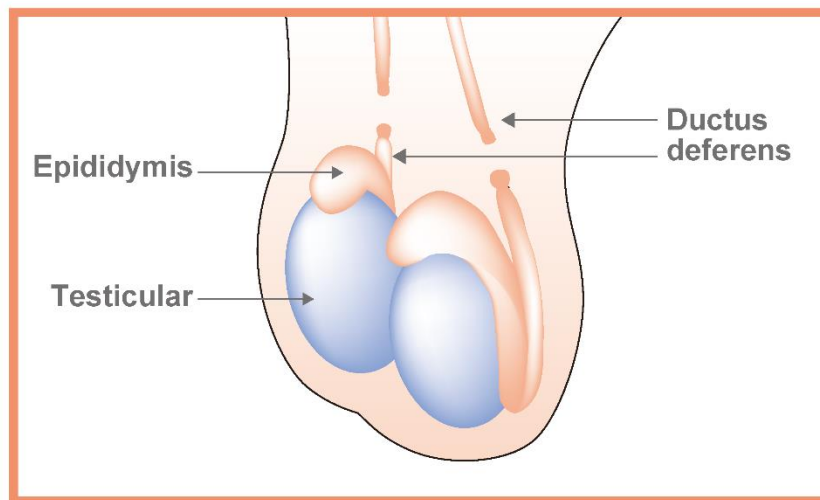
# Injectables



Long term, temporary methods

7

# Vasectomy

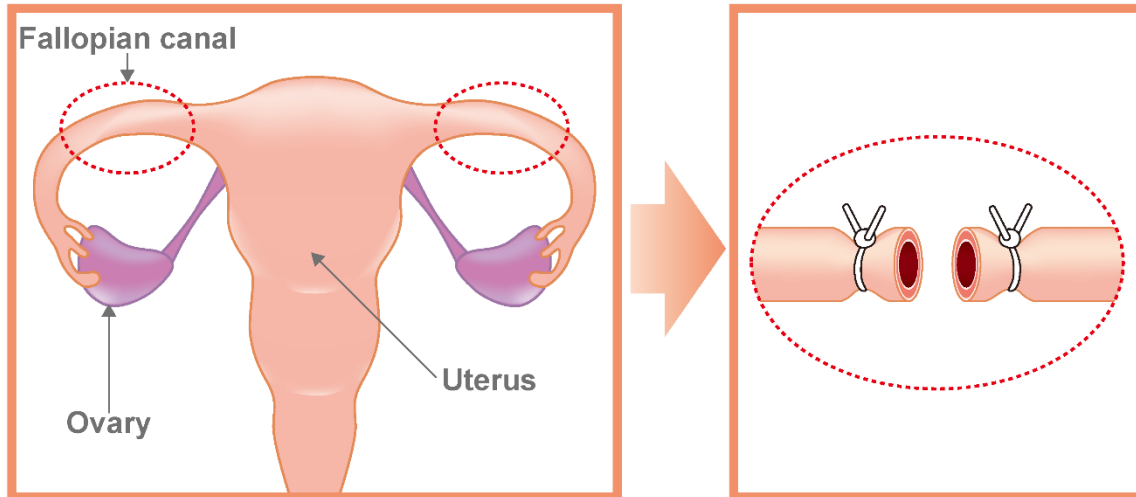


Permanent methods

8

# Tubal ligation

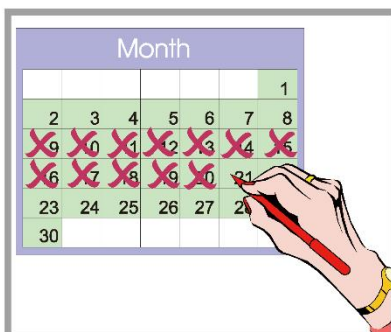
## Cut or tied of Fallopian canal



Permanent methods

9

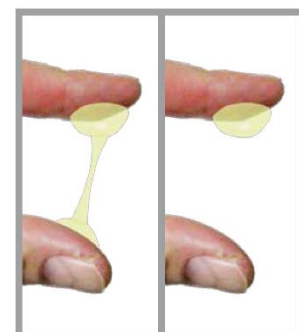
# Traditional methods



Calendar method



Basal body temperature method



Cervical mucus method

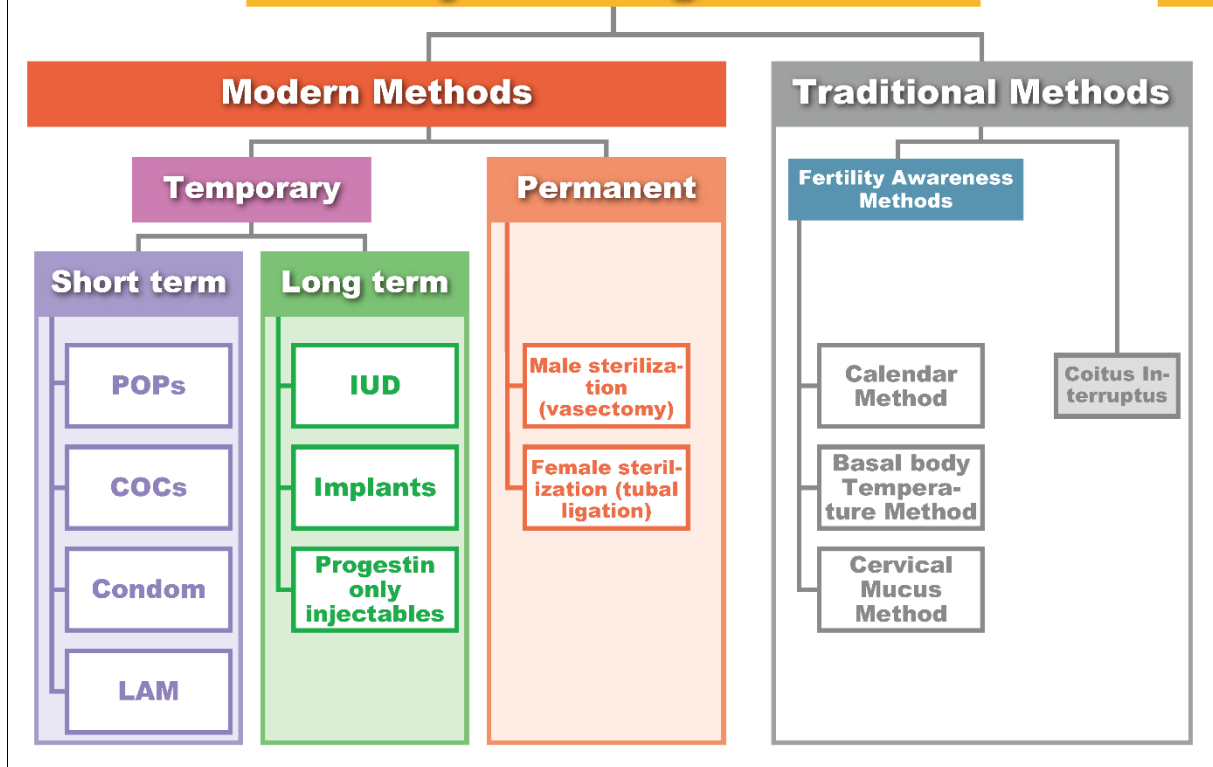
Traditional methods

10



# Family Planning Methods

0



Short term, temporary methods

## Progestin Only Pills (POPs)

1

- **Progestin only pills:** Pills that contain only a small amount of progestin hormone, which is similar to the normal hormone in the woman's body.
- **Effectiveness:** It is a highly effective method if used correctly. It depends on the regularity in taking the pills daily and at the same time, where the effectiveness reaches more than 99%.

### Advantages:

- Suitable for lactating women because it does not affect milk production
- Fertility comes back when a woman stops using the pills
- Highly effective during breastfeeding
- Can be stopped without the need for medical interventions
- Doesn't affect intercourse process
- Doesn't cause side effects caused by the use of estrogen

### Possible side effects:

- Changes in menstrual pattern **during the first few months of use:**
  - A delay in returning of the postpartum cycle for lactating women
  - Bleeding or spotting
  - Stopping menstrual period
- Breast tenderness
- Light nausea
- Some changes in mood

### Suitable times to start:

- At any time after confirming that the woman isn't pregnant with the help of service provider (should use back-up method for 2 days)
- During the first days of menstrual cycle, preferably to start from the first day until the fifth day (1-5) of natural menstrual period to provide immediate protection, and if started after this time, it is recommended to use condoms or abstain from intercourse for 48 hours
- After delivery:
  - After 6 months if the woman used LAM method
  - After 3 weeks (21 days) if the woman is non-breastfeeding or partially breastfeeding and doesn't use LAM method

### Warning signs:

- Interruption of menstrual cycle after months of regularity
- Heavy bleeding
- Severe abdominal pain
- Yellowing of skin color and eyes
- Headache with blurred vision

Evaluate the woman's eligibility by wheel medical eligibility for FP methods

- **Combined pills:** Pills that contain a small dose of “estrogen and progestin” hormones that are similar to the natural hormones in the body.
- **Effectiveness:** Combined pills are one of the most effective contraceptive methods if used regularly and correctly, where the effectiveness reaches to more than 99%.

Advantages:	Possible side effects:
<ul style="list-style-type: none"> <li>• Safe and highly effective</li> <li>• Helps regulate menstrual cycle and ease its pain</li> <li>• Most women can use it at any age, whether they have given birth or not</li> <li>• Fertility will return immediately after stopping it</li> <li>• Doesn't affect intercourse process</li> </ul>	<ul style="list-style-type: none"> <li>• Changes in menstrual pattern <b>during the first few months of use:</b> <ul style="list-style-type: none"> <li>- Spotting or bleeding at a time other than the date of the period</li> </ul> </li> <li>• Headache and pain</li> <li>• Breast tenderness</li> <li>• Some changes in mood</li> </ul>
Suitable times to start:	Warning signs:
<ul style="list-style-type: none"> <li>• During the first days of menstrual cycle, preferably from the first day until the fifth day (1-5) of natural menstrual period to provide immediate protection, and if started after this time, it is recommended to use condoms or abstain from intercourse for 48 hours</li> <li>• 6 months after birth if woman using LAM</li> <li>• After 3 weeks (21 days) of postpartum period if woman partially breastfeeding or not breastfeeding and have no risk factors for venous thrombosis, such as postpartum haemorrhage, blood transfusion during childbirth or previous venous thrombosis, or smoking</li> <li>• Immediately after abortion</li> <li>• Immediately when she stops using any other contraceptive method</li> </ul>	<ul style="list-style-type: none"> <li>• Interruption of menstrual period after months of regularity</li> <li>• Severe abdominal pain</li> <li>• Yellowing of skin color and eyes</li> <li>• Headache with blurred vision</li> <li>• Severe chest pain or shortness of breath</li> </ul>

Evaluate the woman's eligibility by wheel medical eligibility for FP methods

- **Condom:** is a cover or a latex cover placed on the erect penis during intercourse.
- **Effectiveness:** The effectiveness of condoms in normal use is 85%, and the effectiveness of perfect usage at every time of sexual intercourse is about 98%.

Advantages:	Possible side effects:
<ul style="list-style-type: none"> <li>• Prevent the spread of sexual transmitted diseases</li> <li>• Has no effect on the body</li> <li>• Has no effect on fertility</li> <li>• Helps improve premature ejaculation cases</li> <li>• Can be used temporarily or as a supported method</li> <li>• Easy to get</li> </ul>	<ul style="list-style-type: none"> <li>• May cause skin irritation or allergies in some cases related to condom's manufacturing materials</li> <li>• May reduce sensation during intercourse</li> <li>• Low effectiveness in case of imperfect usage</li> <li>• Needs to be stored correctly according to the proper storage conditions</li> <li>• Requires regular supply</li> </ul>

### Using the method:

- The condom is placed on the erect penis before it is inserted into the vagina and taking into consideration not to release the wrapped part of the condoms before putting it on the erect penis
- Pay attention to leaving a vacuum at the introduction of condoms, taking into consideration to discharge of any air in this part by pressing this part by finger
- The condom is removed from the erect penis after removing it from the vagina where the semen is collected at the end of the condom, and take care not to pour semen into or outside the vagina during the removal of the condom
- The used condoms must be disposed of after tying the top

- **LAM:** is a modern, temporary and natural family planning method based on the inhibition of ovulation (the absence of natural fertility) resulting from certain types of breastfeeding.
- **Effectiveness:** more than 98% in the exclusive breastfeeding (EBF).

Advantages:	Suitable for woman who meet the three following conditions:
<ul style="list-style-type: none"> <li>• Highly effective</li> <li>• No side effects</li> <li>• Have health benefits for the mother and newborn</li> <li>• Easy to use and inexpensive</li> <li>• Compatible with social customs and religious orientation</li> </ul>	<ol style="list-style-type: none"> <li>1 No return for the menstrual cycles</li> <li>2 Fully or nearly fully breastfeeding and on demand feeding, and the period between the feeding and the other should not exceed 4 hours a day and 6 hours a night</li> <li>3 The child's age less than six months</li> </ol> <p>* If any changes occur for any of one of these criteria, woman should immediately start using other methods</p>

Appropriate time to start LAM:
<ul style="list-style-type: none"> <li>• You can start the LAM immediately after birth and after confirming that she understands the three conditions for the use of this method</li> </ul>

- **IUD (CuT 380):** A T-shaped plastic piece with a wire or copper foil hanging with thread is inserted into the uterus vaginally by trained family planning providers.
- **Effectiveness:**
  - Highly effective
  - 6-8 women of 1000 women may be pregnant in the first year of use
  - Effectiveness lasts for up to 12 years
  - Effectiveness is more than 99%

Advantages:	Possible side effects:
<ul style="list-style-type: none"> <li>• Long term contraceptive method, prevent pregnancy for 12 years</li> <li>• Highly effective</li> <li>• Does not affect intercourse process</li> <li>• Fertility can be returned immediately after removal</li> <li>• It can be used immediately after birth or after abortion</li> </ul>	<ul style="list-style-type: none"> <li>• Changes in menstrual pattern <b>during the first few months of use:</b> <ul style="list-style-type: none"> <li>- Abundance of menstruation and continuation for a longer period</li> <li>- Spotting or bleeding at a time other than the date of the period</li> <li>- Contractions in the lower abdomen and back during menstruation</li> </ul> </li> </ul>
Suitable times to start:	Warning signs:
<ul style="list-style-type: none"> <li>• At any time after confirming that the woman isn't pregnant with the help of service provider</li> <li>• During the menstruation period</li> <li>• 4 weeks (28 days) after birth</li> <li>• Within the first 48 hours after birth by the specialist</li> <li>• During the first five days (1-5) of abortion, if the abortion occurred in the first trimester of pregnancy</li> <li>• During 4 weeks (28 days) after abortion, if its occurred in second or third trimester of pregnancy</li> <li>• Immediately when you stop using another contraceptive method</li> </ul>	<ul style="list-style-type: none"> <li>• Absence of menstrual cycle</li> <li>• Multiply the number of menstruation days or amount of blood menstrual cycle or heavy bleeding in date out of the date of menstruation cycle</li> <li>• Lack of feeling of thread or decrease or increase in thread length</li> <li>• Severe pain in the lower abdomen or during intercourse</li> <li>• Secretions have a color or odor</li> </ul>

Evaluate the woman's eligibility by wheel medical eligibility for FP methods

- **Implants:** A modern, hormonal long-term contraceptive method, a capsule with length of 4 cm and 2 mm thickness, an implant contains progesterone hormone, it is installed by a trained healthcare provider under the skin on the inner side of the upper arm, and it prevents pregnancy for 3 years.
- **Effectiveness:** Implants are one of the high-effective methods, where the effectiveness reaches more than 99.9%.

Advantages:	Possible side effects:
<ul style="list-style-type: none"> <li>• Highly effective</li> <li>• Long-term where it prevents pregnancy for 3 years</li> <li>• Has no effect on breastfeeding</li> <li>• Fertility will return immediately after the removal of the capsule</li> <li>• Doesn't affect intercourse process</li> </ul>	<ul style="list-style-type: none"> <li>• Changes in menstrual pattern <b>during the first few months of use:</b> <ul style="list-style-type: none"> <li>- Irregularity of menstrual cycle</li> <li>- Possibility of intermittent or continuous bleeding</li> <li>- Possibility of interruption of the menstrual cycle and this is not a concern</li> </ul> </li> <li>• Headache and dizziness</li> <li>• Mood changes</li> <li>• Breast tenderness</li> </ul>

Suitable times to start:	Warning signs:
<ul style="list-style-type: none"> <li>• At any time after confirming that the woman isn't pregnant with the help of service provider (should use back-up method for 7 days)</li> <li>• From the first day until the fifth day (1-5) of natural menstrual period to provide immediate protection, and if started after this time, it is recommended to use condoms or abstain from intercourse for 48 hours</li> <li>• After 6 months if the woman used LAM method</li> <li>• After 3 weeks (21 days) if the woman is non-breastfeeding or partially breastfeeding and doesn't use LAM method</li> <li>• Immediately after abortion</li> <li>• If a woman uses a modern FP method regularly</li> </ul>	<ul style="list-style-type: none"> <li>• Severe and continuous hemorrhage</li> <li>• Severe abdominal pain</li> <li>• Yellowing of the skin and eyes</li> <li>• Painful and recurring headache</li> <li>• Any change to the skin or pain around the placement of the implant</li> <li>• Lack of feeling or change in the shape of the implant</li> </ul>

Evaluate the woman's eligibility by wheel medical eligibility for FP methods

- **Injectables:** Intramuscular injections containing progesterone which is similar to the female hormone present in the woman's body. The effect of the injectable lasts for 3 months.
- **Effectiveness:** The injectables are considered to be one of the most effective contraceptive methods, where the effectiveness reaches more than 99%.

Advantages:	Possible side effects:
<ul style="list-style-type: none"> <li>• Highly effective</li> <li>• Has no effect on breastfeeding</li> <li>• Easy to use</li> <li>• No needs to remind it to use it daily</li> <li>• Doesn't affect intercourse process</li> </ul>	<ul style="list-style-type: none"> <li>• Changes in menstrual pattern <b>during the first few months of use:</b> <ul style="list-style-type: none"> <li>- Delayed postnatal menstrual cycle of breastfeeding women</li> <li>- Bleeding or spotting</li> <li>- The menstrual cycle stopped of some women after one year use</li> </ul> </li> <li>• Breast tenderness</li> <li>• Light nausea</li> <li>• A slight weight gain</li> <li>• There may be a temporary delay in pregnancy after stopping</li> </ul>

Suitable times to start:	Warning signs:
<ul style="list-style-type: none"> <li>• At any time after confirming that the woman isn't pregnant with the help of service provider (should use back-up method for 7 days)</li> <li>• During the first 5 days (1-5) of menstruation</li> <li>• After 3 weeks (21 days) if the woman is non-breastfeeding or partially breastfeeding and doesn't use LAM method</li> <li>• Immediately after abortion</li> </ul>	<ul style="list-style-type: none"> <li>• Severe and continuous hemorrhage</li> <li>• Severe abdominal pain</li> <li>• Painful and recurring headache</li> <li>• Yellowing of the skin and eyes</li> </ul>

Evaluate the woman's eligibility by wheel medical eligibility for FP methods

- **Male sterilization:** A minor surgery to link the two channels that carry male cells (sperm), to terminate permanently the ability of men to have a child.
- **Effectiveness:** A high-effectiveness method, failure rate of 0.15 among every 100 men during the first year following the procedure.

Advantages:	Possible side effects:
<ul style="list-style-type: none"> <li>• Highly effective method</li> <li>• Convenient</li> <li>• A permanent method</li> <li>• No need to remind it to use it daily</li> <li>• Does not interfere with the process of intercourse and do not affect the ability of men to have sex</li> <li>• Compared to tubal ligation, vasectomy is more effective, safer and easier in procedure</li> <li>• Need counseling and consent based on full knowledge</li> </ul>	<ul style="list-style-type: none"> <li>• Some pain and discomfort during or directly after the operation</li> <li>• The possibility of non-familiar complications, such as bleeding, inflammation or the formation of varicocele</li> <li>• Complications associated with surgery, but generally are rare</li> <li>• There is no chance to return reproduction again after the operation</li> </ul>
Suitable times to start:	The 6 Points of Informed Consent:
<ul style="list-style-type: none"> <li>• At any time the couple decides they do not want to have more children</li> </ul>	<ol style="list-style-type: none"> <li>1. Temporary contraceptives also are available to the client</li> <li>2. A safe and simple surgical procedure</li> <li>3. There are certain risks of the procedure as well as benefits</li> <li>4. If successful, the procedure will prevent the client from ever having any more children</li> <li>5. The procedure is considered permanent and cannot be reversed</li> <li>6. The client can decide against the procedure at any time before it takes place (without losing rights to other medical, health, or other services or benefits)</li> </ol>

- **Female sterilization (tubal ligation):** A minor surgery to close the fallopian tubes, which move the egg from the ovary to the uterus, that ends women's reproductive capacity permanently.
- **Effectiveness:** - Reach to more than 99%  
- The rate of pregnancy after the operation in the first year is less than 0.5 pregnancy per 100 cases equivalent to 1 for every 200 women.

Advantages:	Possible side effects:
<ul style="list-style-type: none"> <li>• Highly effective method</li> <li>• Convenient, no need to remind it to use it daily</li> <li>• A permanent method</li> <li>• Does not affect intercourse process</li> <li>• Does not affect breastfeeding</li> <li>• Can be done by Minilaparotomy</li> <li>• Can be done after birth</li> <li>• A safe and simple procedure</li> <li>• Does not have any known side effects in the long term</li> </ul>	<ul style="list-style-type: none"> <li>• Discomfort and pain after surgery for a short period of time</li> <li>• The possibility of ectopic pregnancy in some cases where the process is failure</li> <li>• There is no chance to change minds and reproduction again after the operation</li> </ul>
Suitable times to start:	The 6 Points of Informed Consent:
<ul style="list-style-type: none"> <li>• When the couple decides that they don't want to have a children in the future at all</li> <li>• Non pregnant women</li> <li>• Immediately after birth or within 7 days of birth</li> <li>• Six weeks or more after birth</li> <li>• Immediately after abortion (within 48 hours)</li> <li>• At any other time except between 7-42 days after birth</li> </ul>	<ol style="list-style-type: none"> <li>1. Temporary contraceptives also are available to the client</li> <li>2. Voluntary sterilization is a surgical procedure</li> <li>3. There are certain risks of the procedure as well as benefits</li> <li>4. If successful, the procedure will prevent the client from ever having any more children</li> <li>5. The procedure is considered permanent and probably cannot be reversed</li> <li>6. The client can decide against the procedure at any time before it takes place (without losing rights to other medical, health, or other services or benefits)</li> </ol>

### Methods that depends on the awareness of fertility period:

This method relies on identifying the start and end of the days of fertilization for the woman and abstain from intercourse during this period.

#### 1. Calendar method:

The woman must record the length of her menstrual cycle for 6 months, and notice the following:

- The menstrual cycle is regular, which means that the period of time between each menstrual cycle and the other is fixed, ranging from 21 to 35 days. This period varies from woman to woman, but it is fixed for each woman on her own.

**For example:** The menstrual cycle for a woman begins on the 3rd May, the expected date for the next menstrual cycle begins on the 30th May, - regularly every 28 days- by using the calendar, go back for 14 days from the expected menstruation day, therefore, the woman abstains from intercourse on the 17th May and three days before and three days after the 17th May, as studies indicated that the sperm may live for 72 hours.

- The menstrual cycle is irregular, decreases 18 days of the shorter menstrual cycle and 11 days of longer menstrual cycle

**For example:** A woman has a shorter menstrual cycle of 26 days, and longer menstrual cycle of 32 days.

$$26 - 18 = 8$$

$$32 - 11 = 21$$

In the period between the eighth day of the menstrual cycle and the 21st day of the menstrual cycle is to abstain from sexual intercourse.

#### 2. Temperature method:

The woman should measure and record temperature every day at the same time before starting any activity from the same position, where the temperature rises 0.3 ° to 0.5 ° C on the ovulation day. And she must avoid getting pregnant by using another method, withdrawal, or abstinence from sexual intercourse from the first day of her menstruation until the degree of her temperature rises above normal temperature. And she should continue to abstain from sexual intercourse for three full days.

#### 3. Cervical mucus method:

A. woman should inspect herself daily to see the presence of any cervical secretions; she can feel moistening at the opening of the vagina or see secretions on her underwear or on a paper tissue. Men and women shouldn't have an intercourse when she finds any secretions, or they can use condoms.

B. The secretions will increase until they reach to the peak. When it is **slippery, elastic and wet**, she should abstain from having sexual intercourse or use condoms until four days after the day when the cervical secretions reach to the peak (or two days after dryness, and without the presence of any secretions).

■ **Coitus Interruptus:** Also known as withdrawal method, is the practice of withdrawing the penis from the vagina before ejaculation.



الوكالة اليابانية للتعاون الدولي  
Japan International Cooperation Agency

2017



وزارة الصحة  
Ministry of Health



# التخطيط لحياة أفضل




مشروع تحسين الخدمات في المراكز الصحية القرية في المناطق الريفية المستضيفة للاجئين السوريين



Project for Improvement of Services at Village Health Centers in Rural Host Communities of Syrian Refugees

# وسائل تنظيم الأسرة

## وسائل مؤقتة طويلة الأمد



الحقن الأحادية غرسة الإimplانغون اللولب النحاسي

## وسائل مؤقتة قصيرة الأمد



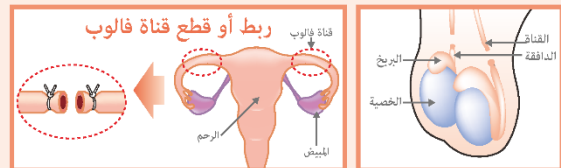
قطع الطمث بالإرضاع الواقي الذكري الحبوب المركبة الحبوب الأحادية

## وسائل تقليدية



فحص افرازات عنق الرحم قياس درجة الحرارة الحساب بالتقويم

## وسائل دائمة



ربط أو قطع قناة فالوب التعميم الجراحي للنساء التعميم الجراحي للرجال

## الحبوب الأحادية



آخذ حبة واحدة يومياً  
بنفس التوقيت دائماً



وسائل مؤقتة قصيرة الأمد

## الحبوب المركبة



آخذ حبة واحدة يومياً  
بنفس التوقيت دائماً



وسائل مؤقتة قصيرة الأمد



## الواقي الذكري



وسائل مؤقتة قصيرة الأمد

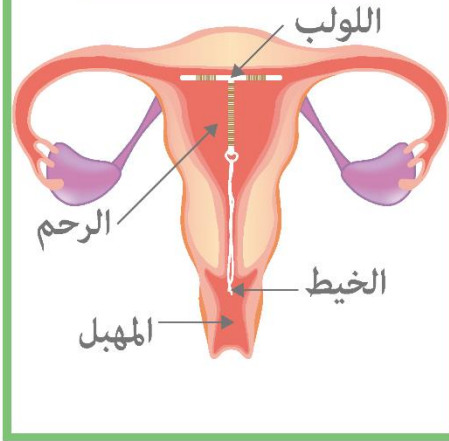
## قطع الطمث بالإرضاع



وسائل مؤقتة قصيرة الأمد


## اللولب النحاسي

### آلية العمل



وسائل مؤقتة طويلة الأمد

## غرسة الإمبرلانون



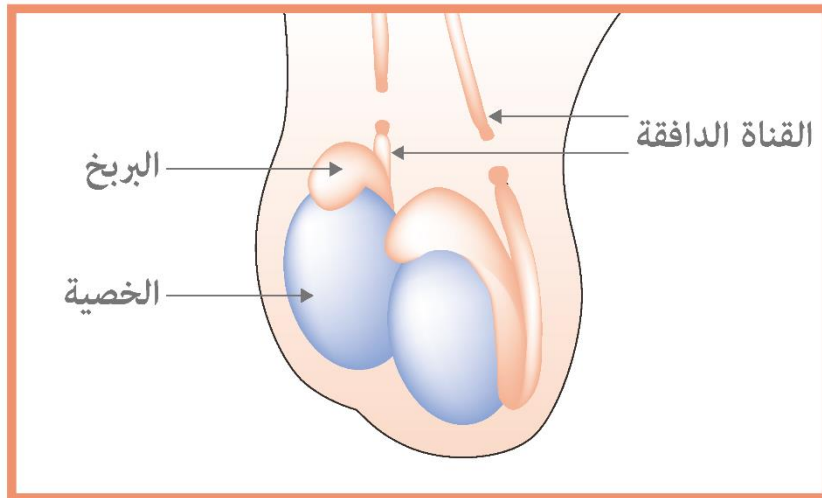
وسائل مؤقتة طويلة الأمد

## الحقن الأحادية



وسائل مؤقتة طويلة الأمد

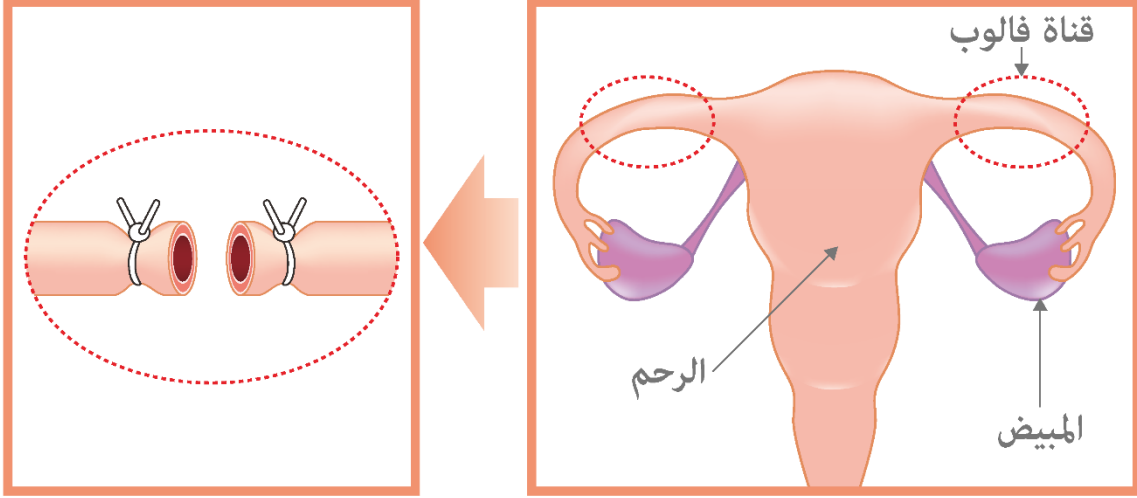
## التعقيم الجراحي للرجال



وسائل دائمة

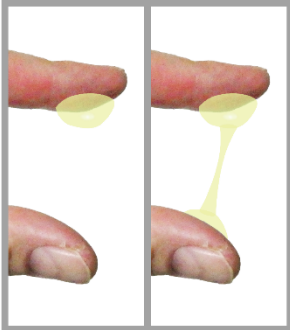
# التعقيم الجراحي للنساء

## ربط أو قطع قناة فالوب



وسائل دائمة

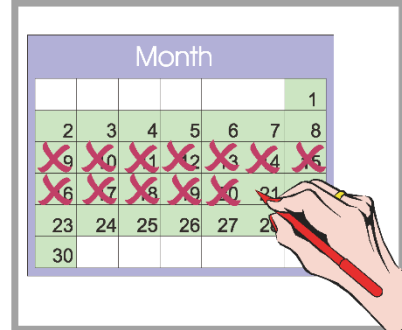
# الوسائل التقليدية



فحص افرازات  
عنق الرحم



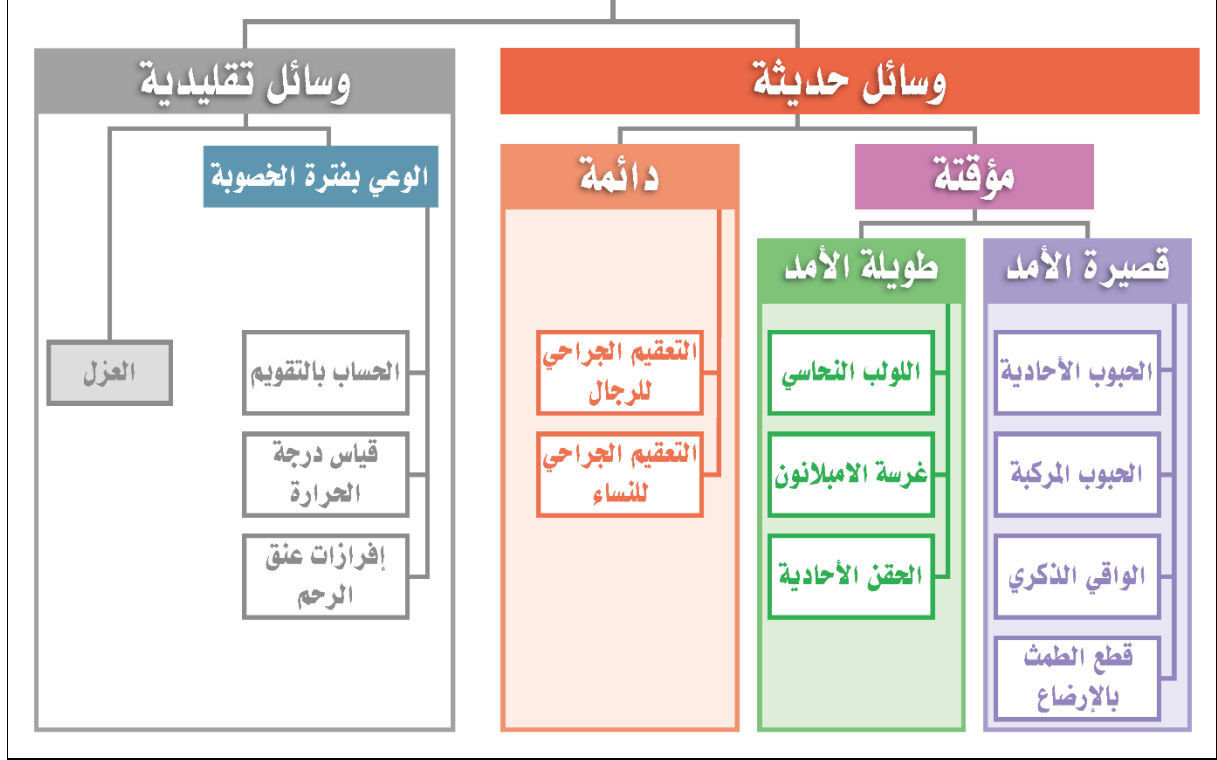
قياس درجة الحرارة



الحساب بالتقويم

وسائل تقليدية

## وسائل تنظيم الأسرة



## الحبوب الأحادية

### وسائل مؤقتة قصيرة الأمد

- الحبوب الأحادية " حبوب البروجستين " هي حبوب تحتوي على كمية ضئيلة من هرمون " البروجستين " فقط وهو مماثل للهرمون الطبيعي الموجود في جسم المرأة.
- فعاليتها: تعتبر وسيلة عالية الفعالية إذا استعملت بالطريقة الصحيحة، وتعتمد على الانتظام في أخذ الحبوب يومياً وبنفس الموعد، حيث تصل فعاليتها إلى أكثر من 99%.

الآثار الجانبية:	المميزات:
<ul style="list-style-type: none"> <li>• تغيرات في الدورة الحوضية خلال الأشهر القليلة الأولى من الاستعمال:</li> <li>- تأخر في عودة الدورة الحوضية بعد الولادة للسيدات المرضعات.</li> <li>- نزول نقاط أو مشحات أو نزف.</li> <li>- توقف الدورة الحوضية.</li> <li>• إيلام في الثديين.</li> <li>• غثيان خفيف.</li> <li>• بعض تغيرات في المزاج.</li> </ul>	<ul style="list-style-type: none"> <li>• مناسبة للسيدات المرضعات لأنها لا تؤثر على إدرار الحليب.</li> <li>• تعود الخصوبة عند التوقف عن الاستعمال.</li> <li>• تزيد الفعالية مع الرضاعة الطبيعية.</li> <li>• يمكن إيقاف الاستخدام دون الحاجة إلى التدخلات الطبية.</li> <li>• ليس لديها تأثير على عملية الجماع.</li> <li>• لا تسبب حدوث الأعراض الجانبية التي تنشأ بسبب استعمال الاستروجين.</li> </ul>
العلامات التحذيرية:	الأوقات المناسبة لبدء الاستخدام:
<ul style="list-style-type: none"> <li>• انقطاع الدورة بعد شهور من انتظامها.</li> <li>• نزف شديد.</li> <li>• آلام شديدة أسفل البطن.</li> <li>• اصفرار لون الجلد والأعين.</li> <li>• صداع مع زغلة في العين.</li> </ul>	<ul style="list-style-type: none"> <li>• في أي وقت بعد التأكد من أن السيدة ليست حامل بمساعدة مقدم الخدمة ( يجب استخدام وسيلة مساندة لمدة يومين).</li> <li>• خلال الأيام الأولى من الدورة الحوضية ويفضل البدء من اليوم الأول وحتى اليوم الخامس (1-5) لبدء دورة الطمث الطبيعية لتوفير الحماية الفورية كوسيلة تنظيم أسرة، وإذا بدأ الاستخدام بعد هذا الوقت، فينصح باستخدام الواقى الذكري أو بالامتناع عن الجماع لمدة 48 ساعة.</li> <li>• بعد الولادة:</li> <li>- بعد 6 أشهر إذا كانت السيدة تستخدم وسيلة قطع الطمث بالإرضاع.</li> <li>- بعد 3 أسابيع (21 يوم) إذا كانت السيدة غير مرضعة أو مرضعة جزئياً ولا تستخدم وسيلة قطع الطمث بالإرضاع.</li> </ul>

\* تقييم أهلية السيدة لاستخدام الوسيلة من خلال قرص معايير اللياقة الطبية.

## الحبوب المركبة

- الحبوب المركبة: هي حبوب تحتوي على جرعة صغيرة من هرموني " الأستروجين والبروجستين " اللذان يمثلان الهرمونات الطبيعية الموجودة في الجسم.
- فاعليتها: تعتبر الحبوب المركبة من أكثر وسائل منع الحمل فاعلية إذا استخدمت بانتظام وبطريقة صحيحة حيث تصل فعاليتها إلى أكثر من 99%.

المميزات:	الآثار الجانبية:
<ul style="list-style-type: none"> <li>• مأمونة وعالية الفاعلية.</li> <li>• تساعد على انتظام الدورة الحوضية وتخفف من حدة آلامها .</li> <li>• تستطيع معظم السيدات استعمالها في أي عمر، سواء أنجبت أو لم تنجب.</li> <li>• تعود الخصوبة فوراً بعد التوقف عن استعمالها.</li> <li>• ليس لديها تأثير على عملية الجماع.</li> </ul>	<ul style="list-style-type: none"> <li>• تغيرات على نمط الحيض خلال الأشهر القليلة الأولى من الاستعمال:</li> <li>- نزول نقاط دم او حدوث نزف في غير موعد الدورة.</li> <li>• صداع وغثيان.</li> <li>• إيلام الثديين.</li> <li>• بعض التغيرات في المزاج.</li> </ul>
الأوقات المناسبة لبدء الاستخدام:	العلامات التحذيرية:
<ul style="list-style-type: none"> <li>• في الأيام الأولى للدورة ويفضل اليوم الأول من الدورة، بدأ من اليوم الأول وحتى اليوم الخامس (0-1) لبدء دورة الطمث الطبيعية لتوفير الحماية الفورية كوسيلة تنظيم أسرة، وإذا بدأ الاستخدام بعد هذا الوقت، فينصح باستخدام الواقي الذكري أو الامتناع عن الجماع لمدة 48 ساعة.</li> <li>• بعد 6 أشهر من الولادة إذا كانت السيدة مستخدمة لوسيلة قطع الطمث بالإرضاع.</li> <li>• بعد 3 أسابيع (21 يوم) من النفاس إذا كانت السيدة مرضعة جزئياً أو غير مرضعة وليس لديها أي عوامل خطورة.</li> <li>• مباشرة بعد الإجهاض.</li> <li>• مباشرة عند التوقف عن استعمال وسيلة أخرى لمنع الحمل.</li> </ul>	<ul style="list-style-type: none"> <li>• انقطاع الدورة بعد شهر من انتظامها.</li> <li>• آلام شديدة أسفل البطن.</li> <li>• اصفرار لون الجلد والأعين.</li> <li>• صداع شديد مع زغللة في الأعين.</li> <li>• آلام صدرية شديدة أو ضيق التنفس.</li> </ul>

\* تقييم أهلية السيدة لاستخدام الوسيلة من خلال قرص معايير اللياقة الطبية.

## الواقي الذكري

- الواقي الذكري: هو عبارة عن غطاء أو غلاف مطاطي يتم وضعه على القضيب المنتصب أثناء الجماع.
- فاعليته: تبلغ فاعلية الواقي الذكري في الاستخدام العادي 85% ، وتبلغ الفاعلية في الاستخدام الأمثل في كل مرة يتم فيها الجماع حوالي 98%.

المميزات:	الآثار الجانبية المحتملة:
<ul style="list-style-type: none"> <li>• يساعد على الوقاية من انتشار الأمراض المنقولة جنسياً.</li> <li>• ليس له آثار جانبية على الجسم.</li> <li>• ليس له تأثير على الخصوبة.</li> <li>• يساعد على تحسن حالات القذف المبكر.</li> <li>• يمكن استخدامه مؤقتاً أو وسيلة مساندة.</li> <li>• يمكن الحصول عليه بسهولة.</li> </ul>	<ul style="list-style-type: none"> <li>• قد يسبب تهيج جلدي أو حساسية عند البعض من المادة المصنوع منها الواقي.</li> <li>• قد يقلل الإحساس أثناء الجماع.</li> <li>• تقل فاعليته في حالة الاستخدام غير الأمثل.</li> <li>• يحتاج إلى حفظه وفقاً لشروط التخزين.</li> <li>• يحتاج إلى التزويد منه بشكل مستمر.</li> </ul>

## طريقة الاستخدام الأمثل:

- يتم وضع الواقي الذكري على القضيب المنتصب قبل إدخاله إلى المهبل ومع مراعاة عدم تحرير الواقي الذكري الملفوف على نفسه قبل وضعه على القضيب المنتصب.
- يجب الانتباه إلى ترك فراغ عند مقدمة الواقي الذكري مع مراعاة تفريغ أي هواء موجود في هذا الجزء عن طريق الضغط على هذا الجزء بواسطة الإصبع.
- يتم إزالة الواقي من على القضيب المنتصب بعد إخراجها من المهبل حيث يكون السائل المنوي متجمعا في نهاية الواقي، ويجب الحرص على عدم سكب السائل المنوي داخل المهبل أو خارجه أثناء إزالة الواقي.
- يتم التخلص من الواقي الذكري المستعمل بعد ربطه.

## قطع الطمث بالإرضاع

- وسيلة قطع الطمث بالإرضاع: هي وسيلة حديثة ومؤقتة طبيعية من وسائل تنظيم الأسرة تعتمد على تثبيط الإباضة (غياب الخصوبة الطبيعي) الناتج عن أمطاط معينة من الرضاعة الطبيعية.
- فاعليتها: تزيد عن 98% في الرضاعة الطبيعية المطلقة.

## تصلح للسيدات اللواتي تنطبق عليهن الشروط الثلاثة (المعايير التالية):

1. عدم عودة دورة الطمث بعد الولادة.
2. إرضاع الطفل رضاعة طبيعية كاملة أو شبه كاملة مراراً وعند الطلب وأن لا تزيد الفترة ما بين الرضعة والأخرى عن 4 ساعات نهاراً و 6 ساعات ليلاً.
3. أن يكون عمر الطفل اقل من ستة اشهر.

\* عند تغيير أي من هذه المعايير، يجب فوراً البدء بوسيلة أخرى.

## المميزات:

- فعالة جداً.
- ليس لها آثار جانبية.
- لها فوائد صحية للأم والوليد.
- سهولة الاستعمال و غير مكلفة.
- تتوافق مع العادات الاجتماعية والتوجه الديني.

## الأوقات المناسبة لبدء الاستخدام:

- البدء باستعمالها بعد الولادة مباشرة بعد التأكد من تفهم السيدة للشروط الثلاثة لاستعمال الوسيلة.

## اللولب النحاسي

- اللولب النحاسي (CuT 380): هو قطعة بلاستيكية على شكل حرف T وعليها سلك أو رقائق من النحاس يتدلى منها خيطان يتم إدخاله إلى الرحم عن طريق المهبل من قبل مقدم خدمة مدرب.
- فاعليته: - عالي الفعالية.
- (6-8) سيدات من 1000 سيدة ممكن أن تحمل في السنة الأولى من الاستخدام.
- تستمر فاعليته لغاية 12 سنة.
- تصل الفعالية إلى أكثر من 99%.

## الآثار الجانبية المحتمل حدوثها:

- تغيرات في نمط الحيض خلال الأشهر القليلة الأولى من الاستعمال:
- غزارة الحيض واستمراره لفترة أطول.
- نزف أو نزول نقاط من الدم في غير موعد الحيض.
- تقلصات في أسفل البطن والظهر أثناء الحيض.

## المميزات:

- طويل الأمد ومنع الحمل لمدة 12 سنة.
- عالي الفعالية.
- لا يؤثر على عملية الجماع.
- يمكن استعادة الخصوبة فوراً بعد إزالته.
- يمكن استخدامه بعد الولادة مباشرة أو بعد الإجهاض.

## العلامات التحذيرية:

- غياب الدورة الحوضية.
- مضاعفة عدد أيام أو كمية دم الدورة الحوضية أو نزف شديد بغير موعد الحيض.
- عدم الاحساس بالخيط أو نقصان أو زيادة بطولها.
- الألم الشديد أسفل البطن أو أثناء الجماع.
- إفرازات لها لون أو رائحة.

## الأوقات المناسبة لبدء الاستخدام:

- في أي وقت بعد التأكد من أن السيدة ليست حامل بمساعدة مقدم الخدمة.
- خلال أيام الدورة الحوضية.
- 4 أسابيع (28 يوم) بعد الولادة.
- خلال 48 ساعة الأولى بعد الولادة من قبل مختص.
- خلال الأيام الخمس الأولى (0-5) من الإجهاض، إذا كان الإجهاض في الثلث الأول.
- خلال 4 أسابيع (28 يوم) بعد الإجهاض، إذا كان الإجهاض في الثلث الثاني أو الثالث.
- بعد التوقف مباشرة عن استعمال وسيلة أخرى لمنع الحمل.

\* تقييم أهلية السيدة لاستخدام الوسيلة من خلال قرص معايير اللياقة الطبية.



## غرسة الإمبرلانون

- **غرسة الامبلانون:** هي وسيلة هرمونية حديثة طويلة الأمد لمنع الحمل وهي عبارة عن كبسولة تبلغ طولها ٤ سم وسمكها ٢ ملم وتحتوي على هرمون البروجيستيرون يتم تركيبها من قبل مقدم خدمة مدرب بسهولة تامة تحت الجلد في الجانب الداخلي للذراع العلوي وتمنع الحمل لمدة ٣ سنوات.
- **فاعليتها:** تعتبر غرسة الامبلانون من الوسائل عالية المفعول حيث تصل فاعليتها إلى أكثر من ٩٩,٩%.

الآثار الجانبية:	المميزات:
<ul style="list-style-type: none"> <li>• تغيرات في الدورة الحوضية خلال الأشهر القليلة الأولى من الاستعمال:</li> <li>- عدم انتظام الدورة الشهرية.</li> <li>- احتمالية حدوث نزف متقطع أو مستمر.</li> <li>- احتمالية انقطاع الدورة الشهرية وهذا لا يدعو للقلق.</li> <li>• صداع و دوار.</li> <li>• تقلبات في المزاج.</li> <li>• إيلام في الثديين.</li> </ul>	<ul style="list-style-type: none"> <li>• فعالة بدرجة عالية جداً.</li> <li>• طويلة الأمد حيث أنها تمنع الحمل لمدة ٣ سنوات.</li> <li>• ليس لها تأثير على الرضاعة الطبيعية.</li> <li>• يمكن استعادة الخصوبة فوراً بعد إزالة الكبسولة.</li> <li>• ليس لديها تأثير على عملية الجماع.</li> </ul>
العلامات التحذيرية:	الأوقات المناسبة لبدء الاستخدام:
<ul style="list-style-type: none"> <li>• نزف شديد ومستمر.</li> <li>• آلام شديدة أسفل البطن.</li> <li>• اصفرار الجلد والأعين.</li> <li>• صداع مؤلم ومتكرر.</li> <li>• أي تغير على الجلد أو ألم حول موضع تركيب الغرسة.</li> <li>• عدم الاحساس بوجود الغرسة أو تغير في شكلها.</li> </ul>	<ul style="list-style-type: none"> <li>• في أي وقت بعد التأكد من أن السيدة ليست حامل بمساعدة مقدم الخدمة (يجب استخدام وسيلة مساندة لمدة ٧ أيام).</li> <li>• بدأ من اليوم الأول وحتى اليوم الخامس (١-٥) لبدء دورة الطمث الطبيعية لتوفير الحماية الفورية كوسيلة تنظيم أسرة، وإذا بدأ الاستخدام بعد هذا الوقت، فينصح باستخدام الواقي الذكري أو الامتناع عن الجماع لمدة ٤٨ ساعة.</li> <li>• بعد ٦ أشهر إذا كانت السيدة تستخدم وسيلة قطع الطمث بالإرضاع.</li> <li>• خلال ٣ أسابيع (٢١ يوم) إذا كانت السيدة غير مرضعة أو مرضعة جزئياً ولا تستخدم وسيلة قطع الطمث بالإرضاع.</li> <li>• بعد الإجهاض مباشرة.</li> <li>• إذا كانت السيدة تستخدم وسيلة حديثة لتنظيم الأسرة بانتظام.</li> </ul>
* تقييم أهلية السيدة لاستخدام الوسيلة من خلال قرص معايير اللياقة الطبية.	

## الحقن الأحادية

- **حقن منع الحمل:** هي حقن تؤخذ في العضل و تحتوي على هرمون بروجستين وهو مماثل للهرمون الأنثوي الموجود في جسم المرأة ويستمر تأثير الحقن لمدة ثلاثة أشهر.
- **فاعليتها:** تعتبر حقن منع الحمل من الوسائل ذات الفاعلية العالية حيث تصل نسبة فاعليتها إلى أكثر من ٩٩%.

الآثار الجانبية:	المميزات:
<ul style="list-style-type: none"> <li>• تغيرات في الدورة الحوضية خلال الأشهر القليلة الأولى من الاستعمال:</li> <li>- تأخر في عودة الدورة الحوضية بعد الولادة للسيدات المرضعات.</li> <li>- نزف أو نزول نقاط أو مشحات.</li> <li>- توقف الدورة الحوضية عند بعض السيدات بعد استخدامها لسنة واحدة.</li> <li>• إيلام في الثديين.</li> <li>• غثيان خفيف.</li> <li>• زيادة طفيفة في الوزن.</li> <li>• قد يحدث تأخر مؤقت في الحمل بعد التوقف عن أخذ الحقن من ٦-١٢ شهر.</li> </ul>	<ul style="list-style-type: none"> <li>• فعالة بدرجة عالية جداً.</li> <li>• ليس لها تأثير على الرضاعة الطبيعية.</li> <li>• سهلة الاستخدام.</li> <li>• لا تحتاج لتذكر استخدامها يومياً.</li> <li>• لا تؤثر على عملية الجماع.</li> </ul>
العلامات التحذيرية:	الأوقات المناسبة لبدء الاستخدام:
<ul style="list-style-type: none"> <li>• نزف شديد ومستمر.</li> <li>• آلام شديدة أسفل البطن.</li> <li>• صداع مؤلم جداً ومتكرر.</li> <li>• اصفرار الجلد والأعين.</li> </ul>	<ul style="list-style-type: none"> <li>• في أي وقت بعد التأكد من أن السيدة ليست حامل بمساعدة مقدم الخدمة (يجب استخدام وسيلة مساندة لمدة ٧ أيام).</li> <li>• خلال الأيام الخمس الأولى (١-٥) من الدورة الشهرية.</li> <li>• بعد ٣ أسابيع (٢١ يوم) إذا كانت السيدة غير مرضعة أو مرضعة جزئياً ولا تستخدم وسيلة قطع الطمث بالإرضاع.</li> <li>• مباشرة بعد الإجهاض.</li> </ul>
* تقييم أهلية السيدة لاستخدام الوسيلة من خلال قرص معايير اللياقة الطبية.	



## التعقيم الجراحي للرجال

- **التعقيم الجراحي للرجال:** هي عملية جراحية صغرى يتم فيها ربط القناتين اللتان تحملان الخلايا الذكرية (الحيوانات المنوية) تنهي قدرة الرجل على الإنجاب بشكل دائم.
- **فعاليتها:** وسيلة عالية الفعالية، نسبة الفشل (٠,١٥) حالة حمل بين كل (١٠٠) رجل أثناء السنة الأولى بعد إجراء العملية.

المميزات:	الآثار الجانبية:
<ul style="list-style-type: none"> <li>• عالية الفعالية.</li> <li>• مريحة.</li> <li>• وسيلة دائمة.</li> <li>• لا تحتاج إلى تذكر.</li> <li>• لا تؤثر على عملية الجماع ولا تؤثر في قدرة الرجال على ممارسة الجنس.</li> <li>• مقارنتها بربط الأنابيب للمرأة نجد قطع القنوات المنوية أكثر فعالية، أكثر أماناً وأسهل في الإجراء.</li> <li>• تحتاج إلى المشورة وإقرار بالموافقة المبينة على المعرفة الكاملة.</li> </ul>	<ul style="list-style-type: none"> <li>• بعض الألم والانزعاج أثناء أو بعد العملية مباشرة.</li> <li>• احتمالية حدوث مضاعفات غير مألوفة للعملية مثل النزف أو الالتهاب أو تشكل خثرات الصفن.</li> <li>• المضاعفات المرافقة للجراحة وهي نادرة الحدوث.</li> <li>• لا توجد أي فرصة للتراجع والإنجاب مرة أخرى بعد إجراء العملية.</li> </ul>
الأوقات المناسبة لبدء الاستخدام:	الستة نقاط الخاصة بالموافقة المبينة على المعرفة:
<ul style="list-style-type: none"> <li>• في أي وقت يقرر الزوجان أنهما لا يريدان إنجاب مزيد من الأطفال.</li> </ul>	<ol style="list-style-type: none"> <li>١. الطرق المؤقتة متاحة أيضاً للسيدة وزوجها.</li> <li>٢. إجراء جراحي مأمون وبسيط.</li> <li>٣. هناك بعض المخاطر لهذا الإجراء وهناك أيضاً الفوائد.</li> <li>٤. بعد إجراء العملية فإنها ستمنع الرجل من الإنجاب مستقبلاً.</li> <li>٥. يعتبر هذا الإجراء وسيلة دائمة وربما لا يمكن استرجاع الخصوبة.</li> <li>٦. يمكن للرجل أن يرفض إجراء العملية في أي وقت (وذلك لن يفقده حقوقه لأية خدمات صحية أو طبية أو أي مميزات أخرى).</li> </ol>

## التعقيم الجراحي للنساء

- **التعقيم الجراحي للنساء:** هي عملية جراحية صغرى لغلق قناتي فالوب اللتان تنقلان البويضة من المبيض إلى الرحم والتعقيم ينهي قدرة المرأة على الإنجاب بشكل دائم.
- **فعاليتها:** - تصل الفعالية إلى أكثر من ٩٩%.
- نسبة الحمل بعد إجراء العملية في السنة الأولى هي أقل من (٠,٥) حالة حمل لكل (١٠٠) حالة أي ما يعادل (١) لكل ٢٠٠ سيدة.

المميزات:	الآثار الجانبية:
<ul style="list-style-type: none"> <li>• عالية الفعالية.</li> <li>• مريحة، لا تحتاج إلى تذكر.</li> <li>• وسيلة دائمة.</li> <li>• لا تؤثر على عملية الجماع.</li> <li>• لا تؤثر على الرضاعة الطبيعية.</li> <li>• يمكن إجرائها عن طريق المنظار.</li> <li>• يمكن إجرائها بعد الولادة.</li> <li>• إجراء آمن وبسيط.</li> <li>• ليس لها أي أعراض جانبية معروفة على المدى الطويل.</li> </ul>	<ul style="list-style-type: none"> <li>• انزعاج وألم بعد الجراحة لفترة زمنية قصيرة.</li> <li>• احتمال حدوث حمل خارج الرحم في بعض حالات فشل العملية.</li> <li>• لا توجد أي فرصة للتراجع والإنجاب مرة أخرى بعد إجراء العملية.</li> </ul>
الأوقات المناسبة لبدء الاستخدام:	الستة نقاط الخاصة بالموافقة المبينة على المعرفة:
<ul style="list-style-type: none"> <li>• أن يكون قرار الزوجين عدم الرغبة في الإنجاب مستقبلاً على الاطلاق.</li> <li>• أن تكون السيدة غير حامل.</li> <li>• بعد الولادة مباشرة أو خلال ٧ أيام منها.</li> <li>• ٦ أسابيع بعد الولادة أو أكثر.</li> <li>• بعد الإجهاض مباشرة خلال (٤٨ ساعة).</li> <li>• في أي وقت ما عدا الفترة ما بين اليوم (٧-٤٢) بعد الولادة.</li> </ul>	<ol style="list-style-type: none"> <li>١. الطرق المؤقتة متاحة أيضاً للسيدة أو زوجها.</li> <li>٢. ربط الأنابيب الاختياري إجراء جراحي.</li> <li>٣. هناك بعض المخاطر لهذا الإجراء وهناك أيضاً الفوائد.</li> <li>٤. بعد إجراء العملية فإنها ستمنع السيدة من الإنجاب مستقبلاً.</li> <li>٥. يعتبر هذا الإجراء وسيلة دائمة وربما لا يمكن استرجاع الخصوبة.</li> <li>٦. يمكن للسيدة أن ترفض إجراء العملية في أي وقت (وذلك لن يفقدها حقوقها لأية خدمات صحية أو طبية أو أي مميزات أخرى).</li> </ol>

## الوسائل المعتمدة على الوعي بفترة الخصوبة:

وتعتمد هذه الوسيلة على تحديد بدء أيام الاخصاب ونهايتها لدى السيدة والامتناع عن الجماع خلال هذه الفترة .

## ١. الحساب بالتقويم:

يجب على السيدة تسجيل طول مدة دورتها الحيضية لمدة ٦ أشهر وملاحظة التالي:

• إذا كانت الدورة الشهرية لدى السيدة منتظمة، ونعني بالدورة المنتظمة أن الفترة الزمنية ما بين كل دورة حيضية وأخرى فترة ثابتة، تتراوح مدتها ما بين (٢١-٣٥ يوم)، وتختلف هذه الفترة من سيدة لأخرى، لكنها ثابتة لكل سيدة على حدى.

**مثال:** سيدة دورتها الشهرية بتاريخ ٥/٣، الموعد المتوقع للدورة الشهرية القادمة ٥/٣٠ - دورتها منتظمة كل ٢٨ يوم- ، باستخدام التقويم يتم الرجوع من التاريخ المتوقع للدورة الشهرية ١٤ يوم، وعليه تمتنع السيدة عن ممارسة الجماع بتاريخ ٥/١٧ وثلاثة أيام قبل وثلاثة أيام بعد هذا التاريخ ٥/١٧، حيث أن الدراسات تشير إلى أن الحيوان المنوي قد يعيش لمدة ٧٢ ساعة.

• إذا كانت الدورة الشهرية لدى السيدة غير منتظمة، ننقص ١٨ يوم من أقصر دورة حيضية، ١١ يوم من أطول دورة حيضية.

**مثال :** سيدة لديها أقصر دورة حيضية ٢٦ يوم، وأطول دورة حيضية ٣٢ يوم

$$٨=١٨-٢٦$$

$$٢١=١١-٣٢$$

في الفترة الواقعة ما بين اليوم الثامن من الدورة الحيضية واليوم الواحد والعشرون من الدورة الحيضية يتم الامتناع عن الجماع .

## ٢. قياس درجة الحرارة:

أن تقوم السيدة بقياس وتسجيل درجة حرارتها كل يوم بنفس الموعد قبل البدء بأي نشاط ومن نفس الموضع حيث ترتفع درجة الحرارة (٠,٣-٠,٥) درجة مئوية في يوم الإباضة ويجب استعمال إحدى الوسائل الحاجزة أو القذف الخارجي أو الامتناع عن ممارسة الجماع خلال الفترة الممتدة من اليوم الأول لنزول الحيض حتى ترتفع درجة حرارة المرأة فوق معدلها الطبيعي وتستمر بالامتناع عن الجماع لمدة ٣ أيام كاملة.

## ٣. ملاحظة إفرازات عنق الرحم:

أ تتفقد المرأة نفسها يومياً لملاحظة وجود إفرازات من عنق الرحم ويمكن أن تحس المرأة بالبلبل عند فتحة المهبل أو ترى الإفرازات على ملابسها الداخلية أو على منديل ورق، يتجنب الرجل و المرأة الجماع فور ملاحظة أية إفرازات، أو يقوما باستعمال الواقي الذكري.

ب تزداد الإفرازات يوماً حتى تصل إلى الذروة حين تكون **زلقة و مطاطة و مبنلة** ، يجب الامتناع عن الجماع أو استعمال وسيلة كالواقي الذكري حتى مرور أربعة أيام بعد يوم ذروة إفرازات عنق الرحم (أو بعد يومين جفاف و دون وجود أي إفرازات).

■ **العزل:** تسمى أيضاً القذف الخارجي وهي سحب القضيب من المهبل قبل عملية القذف.



الوكالة اليابانية للتعاون الدولي  
Japan International Cooperation Agency

٢٠١٧



وزارة الصحة  
Ministry of Health




مشروع تحسين الخدمات في المراكز الصحية الفرعية  
في المناطق الريفية المستضيفة للاجئين السوريين  
Project for Improvement of Services at Village Health  
Centers in Rural Host Communities of Syrian Refugees



## Baseline Survey 2016

- Village Health Center Survey
- Household Survey for Married Women (15-49) in the Rural Areas of Jordan, Irbid



Ministry of Health  
Japan International Cooperation Agency  
Earth and Human Corporation Inc.  
Nagasaki University

SV 3



The Hashemite Kingdom  
of Jordan



Japan International  
Cooperation Agency  
(JICA)

The Hashemite Kingdom of Jordan

Project for Improvement of Services at Village Health Centers in  
Rural Host Communities of  
Syrian Refugees

## Baseline Survey Report

# Village Health Center Survey

September, 2016

Earth and Human Corporation  
Nagasaki University

## Table of Contents

I.	Outline of the Survey .....	15
1.	Survey Purpose .....	15
2.	Survey Period .....	15
3.	Focus Village Health Centers .....	15
4.	Data Collection.....	15
5.	Questionnaire.....	15
II.	Results of the Survey.....	16
1.	General Information .....	16
1-1.	Working Hours .....	16
1-2.	Population of Catchment Areas .....	16
1-3.	Syrian Residences .....	16
1-4.	Referral System.....	16
2.	Human Resources .....	17
2-1.	Available Staff .....	17
2-2.	Status of Nursing Staff.....	18
1)	Qualifications of Nursing Staff.....	18
2)	Characteristics of Nursing Staff.....	18
2-3.	Outreach General Practitioners (GPs).....	19
2-4.	Training.....	19
1)	Training Attended .....	19
2)	Training Needs .....	20
3.	Services .....	20
3-1.	Service Availability .....	20
3-2.	Service Provision .....	21
4.	Health Information System.....	22
4-1.	Medical Records/Files .....	22
5.	Supportive Supervisions .....	23
6.	Health Promotion.....	25
7.	Medical Equipment and Furniture .....	26
7-1.	Equipment and furniture related to RH and Primary Health Care .....	26
7-2.	Other Equipment and Furniture .....	27
8.	Medical Supplies .....	29
9.	Information, Education and Communication (IEC) Materials .....	30
10.	Rooms and Infrastructure .....	31
10-1.	Available Rooms .....	31
10-2.	Infrastructure .....	32
III.	Major Findings .....	33
IV.	Recommendations .....	34

## Tables and Figures

Table 1: The Focus VHCs .....	15
Table 2: Number of Syrian Households in the Communities .....	16
Table 3: Referral Facilities .....	17
Table 4: Available Staff of VHCs .....	17
Table 5: Qualification of Nursing Staff (n=18) .....	18
Table 6: Characteristics of Nursing Staff (n=18) .....	18
Table 7: Number of GPs and GP's Working Hours/Day .....	19
Table 8: Topics of Training sessions Attended by 18 Nursing Staff .....	20
Table 9: Topics of Training sessions Nursing staff Want to Attend .....	20
Table 10: Availability of Services .....	20
Table 11: Monthly Average Number of Clients between April and June, 2016 .....	21
Table 12: Availability of Medical Records/Files .....	22
Table 13: Availability of Mothers' Files, Family Files and Mothers' Card .....	23
Table 14: Supervisory visits Received from MOH, Health Directorate and Health District ..	23
Table 15: Health Promotion Activities at VHCs and in Communities .....	25
Table 16: Community Resources .....	26
Table 17: Availability of Medical Equipment for RH and Primary Health Care Services .....	26
Table 18: Conditions of Medical Equipment for RH and Primary Health Care Services .....	27
Table 19: Availability of Consumables .....	27
Table 20: Other Equipment and Furniture (1) .....	28
Table 21: Other Equipment and Furniture (2) .....	28
Table 22: Condition of Other Equipment and Furniture .....	29
Table 23: Storage Condition of Shelf for Medicines .....	30
Table 24: Availability of Information, Education and Communication (IEC) Materials .....	31
Table 25: Available Rooms at VHCs .....	31
Table 26: Infrastructure Conditions .....	32
Figure 1: Percentage of Supervisory visits Received by Level of Supervisors .....	24
Figure 2: Frequency of Supervisory visits from Health Directorates .....	24
Figure 3: Frequency of Supervisory visits from Health Districts .....	25
Figure 4: Percentage of Availability of Supervision Records .....	25
Figure 5: Frequency of Receiving Essential Medicines .....	29
Figure 6: Staff responsible for Receiving Essential Medicines .....	30
Figure 7: Status of Essential Medicines Out-of-Stock .....	30

Photos of Village Health Centers

 <p>(July 20)</p> <p>Kufur Kyfia, Irbid (Building)</p>	 <p>(May 12)</p> <p>Maysara and Fanoush, Dayr Alla (Building)</p>
 <p>(July 25)</p> <p>Roudeh Al-Amir Hamzeh, Mafrag/ Baqla (Located in remote area in Badia)</p>	 <p>(July 25)</p> <p>Rawdat Al Amir Hamzeh, Mafrag/ Baqla (View of Highway No. 10 in front of the VHC)</p>
 <p>(July 27)</p> <p>Abu Habil, Irbid (Waiting room without AC, even fan, in Al-Aghwar district, the hottest area in Jordan Valley)</p>	 <p>(August 14)</p> <p>Dahl, Mafrag (Doctor's Examination Room)</p>





Ass'arah, Irbid  
(Trolley for medicine)  
(May 4)



(May 12)

Maysara and Fanoush, Dayr Alla  
(Pharmacy room)



Al Aqeb, Mafrag  
(Drawer for contraceptives)  
(July 25)



(July 25)

Al Aqeb, Mafrag  
(One of the VHC providing family planning services)



Tokobol and Om Al-Jadail, Irbid  
(Filling cabinet)  
(May 4)

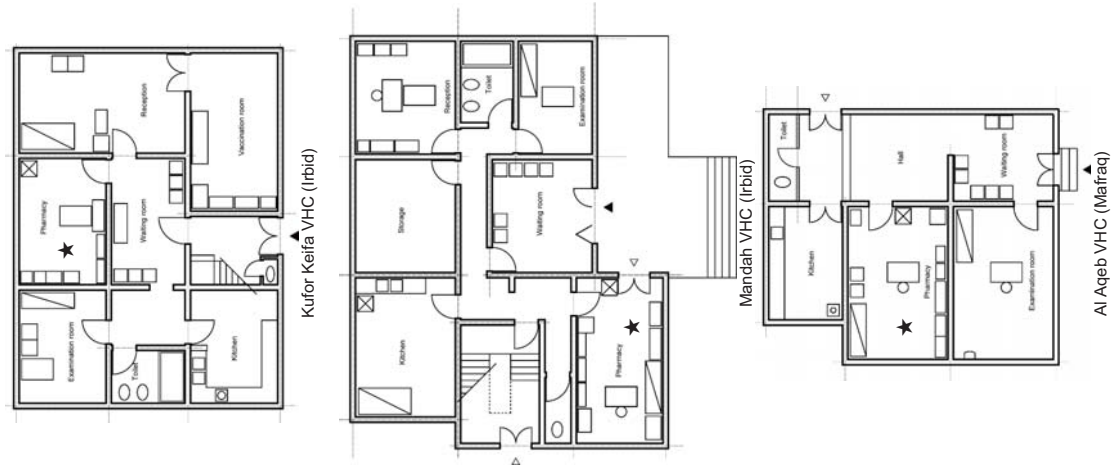


(July 25)

Rawdat Al Amir Hamzeh, Mafrag/ Badia  
(Gathering with Badia health Director, a doctor, a member of Community health committee)



## Typical Plans of VHCs and Infrastructure Conditions



- All facilities are rentals. Among 14 VHCs, 6 are part of private housing.
- Although there are several rooms available in each VHC, mostly using rooms are rooms with air conditioners which are mostly pharmacies (rooms with ★ in the left figures).
- Examination Room or Doctor's Rooms are available in all VHCs. In those rooms, there are a desk, a chair and examination bed for a doctor. It seems like that examination is not using for examination.
- In many CHVs, a waiting room is available with large enough size. However, it seems like not utilizing well for clients.
- All VHCs have toilets with water supply.
- Water and electricity supply are secured in all VHCs.
- Some of VHCs are located behind the main roads and hard to find for outsiders.

## EXECUTIVE SUMMARY

The main survey purpose is to grasp basic conditions of Village Health Centers (VHCs) and status of service provision at VHCs in the project sites in order to determine the project implementation details.

Survey Period was from 20th July to 14th August, 2016. The two supervisors of Women and Child Health Directorate, MOH and Japanese experts conducted the survey.

Targets of this survey are Focus Village Health Centers according to JICANVHC project, including 14 focus VHCs (6 VHCs in Irbid, 6 VHCs in Mafraq and 2 VHCs in Dayr Alla district/Balqa.

### The key findings

#### 1) Staffing and Training Needs

- All VHCs are secured nursing staff, including 3 practical nurses (Aid nurses).
- All VHCs are receiving the GP outreach services regularly.
- Training opportunities are very limited to nursing staff at the focus VHCs.

#### 2) Service Provision

- All VHCs are providing general medical care by GPs. However, only 2 VHCs out of 14 focus VHCs, are currently providing family planning services, including provision of condoms, pills and counseling.
- None of the focus VHCs are providing child health care, ANC or PNC.
- Very few Syrian people are using the focus VHCs.

#### 3) Health Information System

- Regarding record systems, there are no MCH and child care files/registration forms available at any of the VHCs as these services are not being provided presently. The FP record book is available at 2 VHCs which are providing FP services.

#### 4) Supportive Supervisions

- Supervision from the health directorates and health district are implemented on a relatively regular basis. However there are no standardized procedures by women and child health supervisors because most VHCs are not providing FP/RH services. Standardized record forms for supervision results are not available at all VHCs.

#### 5) Health Promotion

- Health promotion activities at VHCs need to be activated because the majority of focus VHC staff are not aware of health promotion activities.
- Four VHCs are conducting health education sessions in their communities. Only one VHC is conducting home-visit services. None of the focus VHCs are implementing health education sessions at the VHCs.
- Three VHCs recognized the availabilities of community activities/resources in the health sector in their communities, such as healthy village program, charity, even a community health committee.

#### 6) Equipment and Infrastructure

- In general, most focus VHCs are relatively well equipped for service provision of FP (pills and condom), basic RH and primary health care.
- Infrastructure of the focus VHCs, including building, water and electricity supplies, are secure.

## I. Outline of the Survey

### 1. Survey Purpose

- To grasp basic conditions of Village Health Centers (VHCs) and status of service provision at VHCs in the project sites in order to determine the project implementation details.
- To understand the situation of Syrian Refugees and the host communities.

### 2. Survey Period

20<sup>th</sup> July to 14<sup>th</sup> August, 2016.

### 3. Focus Village Health Centers

The targets of this survey are 14 focus VHCs (6 VHCs in Irbid, 6 VHCs in Mafrqa and 2 VHCs in Dayr Alla district/Balqa. A list of the focus VHCs of each governorate are shown in Table 1.

Table 1: The Focus VHCs

Governorate	Name of Focus VHCs
Irbid	1. Abu Habeeb
	2. Al-Khribeh
	3. Ass'arah
	4. Kufur Kyfla
	5. Mandah
	6. Tokobol and Om Al-Jadail
Mafrqa	1. Al-Aqeb
	2. Al-Daqmasah
	3. Brelqa
	4. Dahl
	5. Roudah Al-Amir Hamzeh
	6. Roudet Al-Amir Mohamed
Dayr Alla district/Balqa	1. Maysara and Fanoush
	2. Um Ayash

### 4. Data Collection

The survey team interviewed nursing staff of VHCs to collect basic information on catchment area, staff, services provided, VHC performances, VHC records, supportive supervision, training for Nurse Assistants, health education activities and condition of facilities and equipment. Data on the numbers of clients and referral cases per VHC was collected from each VHC's registration book. On-site observations of the facilities, including rooms and medical equipment were conducted by the survey team.

### 5. Questionnaire

The questionnaire is composed of eleven areas as follows (Annex 1).

1. Catchment area
2. Personnel

3. Services
4. VHC performances
5. VHC records
6. Supportive supervision
7. Training for nursing staff
8. Health education activities
9. Facilities and equipment
10. Medical supplies
11. Building and infrastructure

## II. Results of the Survey

### 1. General Information

#### 1-1. Working Hours

All 14 VHCs open from 8:00 am to 2:00 pm for 6 hours.

#### 1-2. Population of Catchment Areas

In general, the VHCs staff are not well aware of their catchment area demographics. Based on their knowledge, the population of catchment areas vary from approximately 1,000 to 6,000.

#### 1-3. Syrian Residences

Based on VHC staff information, the number of Syrian households in each catchment area is listed in Table 2. The number of Syrian households in the communities is between 0 and 30.

Health Directorate	VHC Name	Number of Syrian households in the communities
Irbid	Abu Habeel	0
	Al-Khribeh	5
	Ass'arah	2
	Kufur Kyfia	1
	Mandah	20
Mafraq	Tokobol and Om Al-Jadail	26
	Al Aqeb	30
	Al-Daqmasah	N/A
	Breiga	0
Dayr Alla	Dahl	0
	Roudeh Al-Amir Hamzeh	20
	Roudeh Al-Amir Mohamed	2-3
	Maysara and Fanoush	0
	Um Ayash	15

Note: N/A indicates that data is not available at the VHC.

#### 1-4. Referral System

Each VHC has a designated upper level health facility to which they refer their clients, either a comprehensive health center (CHC) or primary health center (PHC). However, three VHCs refer their clients directly to a hospital. In most cases, the designated upper level health

facilities send their general practitioners (GPs) to lower level VHCs. The GPs from upper level facilities visit the VHC and provide general medical care services, so-called "Outreach Services" (see 2-3, for more information). Table 3 shows the GP's designated health facility and the designated referral facilities for each VHC.

Table 3: Referral Facilities

Health Directorate	VHC Name	GP's Designated Health Facility	Referral Health Facility	Referral Hospital
Irbid	Abu Habeel	Al Rayan PHC	Rayyan PHC, Al Kraima Health Center	Abu Obida Hospital
	Al-Khribeh	Karja PHC	Al Syah VHC (FP)	Princess Basma Hospital, Eidon Hospital (for military), Al Badia Hospital, Rahma Hospital
	Ass'arah	Foara PHC	-	Al Amira Raya Hospital
	Kufur Kyfia	Der Abu Saed HC	-	Princess Basma Hospital, Al Badia Hospital, Rahma Hospital
	Mandah	N/A	Teebah CHC	Al Yarmok Hospital
Mafraq	Tokobol and Om Al-Jadail	2 VHCs	-	Princess Basma Hospital
	Al-Aqeb	Al Badia Alshmalia CHC (FP)	Al Badia Alshmalia CHC (FP)	Al Mafraq Hospital
	Al-Daqmasah	Naderah CHC	Naderah CHC	Al Mafraq Hospital
	Breiga	Al Hersh PHC	Al Hersh PHC, Fa'a PHC (Lab & Dentist)	Al Badia Hospital
	Dahl	Nadera CHC	Nadera CHC	Al Badia Hospital
	Roudeh Al-Amir Hamzeh	Al Ashrafia CHC	Al Ashrafia CHC	Al Mafraq Hospital
	Roudeh Al-Amir Mohamed	Al Mazraa PHC	Balama CHC (Lab & Dentist), Khalid ben Al waid PHC (FP)	Al Amir Hashim Hospital (Zarqa Hospital)
	Maysara and Fanoush	Al Ardah PHC	Al Ardah PHC	Princess Eman Hospital
	Um Ayash	Albalawneh PHC	Albalawneh PHC	Princess Eman Hospital

Note: "-", indicates that the VHCs send clients directly to the hospitals.

## 2. Human Resources

### 2-1. Available Staff

Staffing of each VHC is shown in Table 4. All VHCs are staffed with at least one nursing staff, while 4 VHCs allocated 2 nursing staff. Although most VHCs have service workers, less than half of all VHCs are allocated pharmacist assistants and record keepers.

Table 4 : Available Staff of VHCs

Health Directorate	VHC Name	Nursing staff	Pharmacist assistant	Record keeper	Service worker
Irbid	Abu Habeel	2	0	0	1
	Al-Khribeh	1	1	0	1
	Ass'arah	1	0	0	1
	Kufur Kyfia	1	0	0	1
	Mandah	1	0	1	1
Mafraq	Tokobol and Om Al-Jadail	1	1	2	1
	Al Aqeb	1	0	0	1
	Al-Daqmasah	1	0	0	0
	Breiga	2	0	1	1
	Dahl	2	0	0	1
	Roudeh Al-Amir Hamzeh	1	0	0	1
	Roudeh Al-Amir Mohamed	2	1	0	1

Dayr Alla	Maysara and Fanoush	1	0	0	0	1
Um Ayash		1	0	0	0	1
	Total	18	3	4	4	13

Note: Record keepers of Tokobol and Om Al-Jadail VHC are responsible for finance management.

## 2-2. Status of Nursing Staff

### 1) Qualifications of Nursing Staff

Among the 18 nursing staff at VHCs, there are four kinds of qualifications of Nursing Staff as shown in Table 5. Staff Nurses hold a Bachelor degree. Learning for 2 years is required to be qualified as an Associate Nurse. Nurse Assistants study for 18 months. There is also the status of Practical Nurse which does not have any certifications. As a result, half of the nursing staff are Nurse Assistants, while only 3 are Practical Nurses. One-third of the nursing staff have received higher education for more than two years.

Table 5. Qualification of Nursing Staff (n=18)

Staff Nurse (Bachelor)	Associate Nurse (2 years)	Nurse assistant (18 months)	Practical Nurse (No certificates)	Total
1	5	9	3	18
5.6%	27.8%	50.0%	16.7%	100.0%

### 2) Characteristics of Nursing Staff

The survey team asked about the characteristics of nursing staff as shown in Table 6. Among 18 nursing staff for 14 focus VHCs, two of them are male. The average of their ages is 39. The number of years spent working at the VHCs range between 0.7 and 27 years, while the average number of years of working is 7.4 years. Three staff who have been working for more than 12 years at the VHCs are all practical nurses. A little less than half, or 44%, of staff live in the same villages and are within 15 minutes walking distance from the VHC. However, more than half of those who live outside of the villages take on average 45 minutes by car or bus. Notably, there are three whose commuting time is more than 90 minutes since one of them lives in Amman.

Table 6 : Characteristics of Nursing Staff (n=18)

Health Directorate	VHC Name	Sex	Age	Years of Service	Qualification	Residence	Commuting	
							Time (min)	Cost (JD)
Irbid	Abu Habeel	F	42	3	Assistant	Al Mashare	30	By bus
	Abu Habeel	M	37	1.5	Assistant	Al Mashare	15	By car
	Al-Khribeh	F	48	5	Assistant	Harima village	5	By car
	Assarah	F	34	0.7	Associate	Foara village	15	By bus
	Kultur Kyfia	M	35	12	Practical	In this village	1	On foot
	Mandah	F	34	3	Associate	Tayba	15	By car
	Tokobol and Om AlJadail	F	43	10	Assistant	Foara village	30	By bus
	Al-Aqeb	F	30	3	Staff	Manshet bani hasan	120	By bus
	Al-Daqmasah	F	52	24	Practical	Amman	120	By bus
	Breiga	F	43	8	Assistant	In this village	5	On foot
	Breiga	F	42	10	Assistant	In this village	5	On foot
	Dahl	F	40	6	Assistant	In this village	10	On foot
	Dahl	F	39	3	Assistant	In this village	15	On foot
	Roudeh Al-Amir Hamzeh	F	27	7	Associate	Om Al Quteen	90	By car

Rawdet A-Amir Mohamad	F	49	27	Practical	In this village	5	On foot	0
Rawdet Al-Amir Mohamad	F	32	4	Associate	In this village	5	On foot	0
Maesarah and Fanoosh	F	38	5	Assistant	Maady village	7	By bus	1
Um Ayash	F	34	1	Associate	In this village	5	On foot	0
Average		39	7.4	—	—	28	—	1.2

## 2-3. Outreach General Practitioners (GPs)

All 14 focus VHCs are receiving outreach services by general practitioners (GPs) from upper level health facilities, as described in Table 3. Table 7 shows the number of days per week GPs are received at VHCs, working hours per day, and number of GPs assigned for each VHC. Thirteen VHCs regularly receive outreach GP services more than twice a week. The GPs serve at VHCs for a few hours in each visit. The numbers of GPs assigned to this service varies from 1 to 4.

Table 7 : Number of GPs and GP's Working Hours/Day

Health Directorate	VHC Name	Number of days per week	Working hours per day	Number of GPs
Irbid	Abu Habeel	3	2:00	1
	Al-Khribeh	3	2:00	1
	Assarah	3	2:00	1
	Kultur Kyfia	3	2:00	1
	Mandah	3	2:00	2
	Tokobol and Om Al-Jadail	6	2:00	1
	Al-Aqeb	3	1:30	1
Mafrag	Al-Daqmasah	2	2:00	4
	Breiga	3	2:00	1
	Dahl	2	Not fixed	Not fixed
	Roudeh Al-Amir Hamzeh	3	Not fixed	3
	Roudeh Al-Amir Mohamed	6	Not fixed	3
Dayr Alla	Maysara and Fanoush	3	2:00	1
	Um Ayash	3	2:00	1

## 2-4. Training

As aspects of human resource development, the survey team examined training opportunities and training needs in 18 topics, namely Basic Nursing skills, Antenatal care, Postnatal care, Family planning, Breast examination for breast cancer, Reproductive tract infection, Women's health, Child care, Infection control, Communication and counselling skills, Emergency care, Chronic diseases management, Obesity, Healthy life style, Family violence, School health, HIV/AIDS and Others.

### 1) Training Attended

Table 8 shows the training sessions which the nursing staff have attended by the time of survey. Among 18 nursing staff, 61% of them received training in basic nursing skills and 39% received training in infection control and emergency care. Approximately 30% of staff was trained in communication and counselling skills, FP and chronic diseases management. Only one nursing staff received training in topics related to reproductive health such as Antenatal care (ANC), reproductive tract infections and Postnatal care (PNC).

**Table 8 : Topics of Training sessions Attended by 18 Nursing Staff**

Rank	Topic	n	%
1	Basic Nursing skills	11	61%
2	Infection control	7	39%
2	Emergency care	7	39%
4	Communication and counselling skills	6	33%
4	Family planning (FP)	6	33%
6	Chronic diseases management	5	28%
7	Breast examination for breast cancer	4	22%
8	Others	3	17%
9	School health	2	11%
9	HIV/AIDS	2	11%
9	Child care	2	11%
9	Antenatal care (ANC)	2	11%
13	Obesity	1	6%
13	Healthy life style	1	6%
13	Family violence	1	6%
13	Women's health	1	6%
13	Reproductive tract infections	1	6%
13	Postnatal care (PNC)	1	6%

## 2) Training Needs

The nursing staff were asked which topics they most want to receive training in. Table 9 shows the most preferred topics, ranked in order from 1 to 3, among 18 nursing staff. Most are related to Mother and Child Health (MCH). The top two are family planning and school health followed by ANC, PNC, women's health, child care, and communication and counselling skills.

**Table 9 : Topics of Trainings Wanted to Attend among 18 Nursing Staff**

Rank	Topic	N	%
1	Family planning (FP)	11	61%
1	School health	11	61%
3	Antenatal care (ANC)	10	56%
3	Postnatal care (PNC)	10	56%
3	Women's health	10	56%
3	Child care	10	56%
3	Communication and counselling skills	10	56%

## 3. Services

### 3-1. Service Availability

Table 10 presents the services currently provided at the VHCs. Most VHCs provide health check-ups, Medication by GPs, and referral services. Vaccinations for children are provided at 9 VHCs. Regarding family planning, only 2 VHCs are providing Pills, condoms and counselling. In addition, one VHC provides only family planning counselling. There is no VHC providing child care, ANC, PNC and "injectable" contraceptives.

**Table 10 : Availability of Services**

Health Directorate	VHC Name	Health check-up	Medication by GPs/ prescription	First aid	Vaccination for child	ANC and PNC	Child care	Referral	Pills	Condom	Counselling	Family planning
Irbid	Abu Habel	1	1	1	1	0	0	1	0	0	0	0

Health Directorate	VHC Name	No. of clients examined by GP (Monthly Average)	No. of children for vaccination (Monthly Average)	No. of Referral cases from VHC to PHC/CHC (Monthly Average)
Irbid	Abu Habel	163.7	2.0	13.0
	Al-Khribeh	210.7	0.0	16.7
	Ass'arah	278.7	14.3	N/A
	Kufur Kyfia	114.0	7.7	0.3
	Mandah	215.7	26.3	0.0
	Tokobol and Om Al-Jadail	242.3	19.7	2.0
	Al Aqeb	90.7	17.7	0.0
	Al-Daqqasah	31.0	5.0	N/A
	Breiqqa	245.3	23.0	2.0
	Dahl	35.7	0.0	0.0
Maifraq	Roudeh Al-Amir Hamzeh	N/A	N/A	N/A
	Roudeh Al-Amir Mohamed	286.7	36.3	11.7
	Maysara and Fanoush	261.3	0.0	21.3
	Um Ayash	254.3	0.0	30.0
Average		186.9	11.7	8.8

### 3-2. Service Provision

Regarding VHC performance, Table 11 shows the number of clients for three major services which most VHCs are currently providing (Examination by GPs, Vaccinations for Children and Referral cases). The figures show the monthly average numbers of clients for both Jordanians and Syrians from April to June 2016.

The average number of Jordanian clients examined by the GPs was about 187, while there were no Syrian clients in this period. The average number of Jordanian children receiving vaccinations was 12, while there were no vaccination services provided in 4 VHCs during the term. The average number of referral cases for Jordanians from VHCs to upper level facilities is 9.0, while there were no cases for Syrians. No other nationality clients were served or recorded at all VHCs.

**Table 11 : Monthly Average Number of Clients between April and June, 2016**

<For Jordanians>

Health Directorate	VHC Name	No. of clients examined by GP (Monthly Average)	No. of children for vaccination (Monthly Average)	No. of Referral cases from VHC to PHC/CHC (Monthly Average)
Irbid	Abu Habel	163.7	2.0	13.0
	Al-Khribeh	210.7	0.0	16.7
	Ass'arah	278.7	14.3	N/A
	Kufur Kyfia	114.0	7.7	0.3
	Mandah	215.7	26.3	0.0
	Tokobol and Om Al-Jadail	242.3	19.7	2.0
	Al Aqeb	90.7	17.7	0.0
	Al-Daqqasah	31.0	5.0	N/A
	Breiqqa	245.3	23.0	2.0
	Dahl	35.7	0.0	0.0
Maifraq	Roudeh Al-Amir Hamzeh	N/A	N/A	N/A
	Roudeh Al-Amir Mohamed	286.7	36.3	11.7
	Maysara and Fanoush	261.3	0.0	21.3
	Um Ayash	254.3	0.0	30.0
Average		186.9	11.7	8.8

Note: N/A indicates that record is not available at the VHC.

<For Syrians>

Health Directorate	VHC Name	No. of clients examined by GP (Monthly Average)	No. of children for vaccination (Monthly Average)	No. of Referral cases from VHC to PHC/CHC (Monthly Average)
Irbid	Abu-Habil	0.0	0.0	0.0
	Al-Kribah	0.0	0.0	0.0
	Esarra	0.0	0.0	N/A
	Kufor Kkeifa	0.0	0.0	0.0
	Mandah	4.3	0.7	0.0
	Tokobol and um al Jadayel	3.3	0.7	0.0
	Al-Aqeb	0.0	1.7	0.0
	Al-dogmoussa	0.0	5.0	N/A
	Bareqa	0.0	0.0	0.0
	Dahal	0.0	0.0	0.0
Mafrag	Rawdet Al-Amier Hamza	N/A	N/A	N/A
	Rawdet Al-Amir Mohammad	0.0	1.3	0.0
	Maesarah and Fanoosh	0.0	0.0	0.0
Dayr Alla	Um Ayash	0.0	0.0	0.0
	Average	0.6	0.7	0.0

Note: N/A indicates that record is not available at the VHC.

4. Health Information System

4-1. Medical Records/Files

Regarding the health information system, the survey team examined the availability of medical records and files. Table 12 summarizes the results. The doctors' registration book and the monthly reports for GPs are available at most VHCs. The record of vaccinations for children is available at 8 VHCs (57%) but various formats are being used as there is not one uniform format for all VHCs.

Regarding family planning (FP) services, two VHCs which are providing FP services have proper records. Since none of the VHCs are providing ANC, PNC, child health care services, no VHC has related records/files. Monthly summary reports for the Mother and Child Health (MCH) & FP services are not found at any VHCs.

Other types of records include logbooks for pharmacies, nursing records, referral books and logbooks for accountants. These record formats/files vary between VHCs and some VHCs have created their own unique formats.

Table 12 : Availability of Medical Records/Files

Health Directorate	VHC Name	Doctor's registration book	Monthly report for GPs	Vaccination for children	Family planning	ANC and PNC	Child health care	Monthly summary report for MCH & FP	Others
Irbid	Abu-Habil	1	1	1	0	0	0	0	1
	Al-Kribah	1	1	0	0	0	0	0	1
	Esarra	1	1	1	0	0	0	0	1
	Kufor Kkeifa	1	1	1	0	0	0	0	1
	Mandah	1	0	1	0	0	0	0	0
	Tokobol and um al	1	1	1	0	0	0	0	1

Health Directorate	VHC Name	Mothers' files	Family files	Mothers' card
Mafrag	Jadayel	1	1	0
	Al Aqeb	1	1	0
	Al-dogmoussa	1	1	0
	Bareqa	1	1	0
	Dahal	1	0	0
	Rawdet Al-Amier Hamza	1	0	0
	Rawdet Al-Amir	1	0	0
	Maesarah and Fanoosh	1	0	0
	Um Ayash	1	0	0
	Total	14	13	8
%	100%	93%	57%	14%
				0%

Table 13 shows availability of client information records at the VHCs. The MOH standardized mother's file was found only at Al-Aqeb VHC. Although there are no standardized formats for family files, half of the VHCs have some type of family files. No VHC had a mothers' card for expectant mothers at the time of this survey.

Table 13 : Availability of Mothers' Files, Family Files and Mothers' Card

Health Directorate	VHC Name	Mothers' files	Family files	Mothers' card
Irbid	Abu Habeeb	0	0	0
	Al-Khribeh	0	0	1
	Assarah	0	1	0
	Kufur Kyfia	0	1	0
	Mandah	0	0	0
	Tokobol and Om Al-Jadail	1	0	1
	Al Aqeb	1	0	0
	Al-Daqqasah	0	1	0
Mafrag	Brelga	0	1	0
	Dahl	0	0	0
	Roudeh Al-Amir Hamzeh	0	0	0
Dayr Alla	Roudet Al-Amir Mohamed	0	0	0
	Maysara and Fanoush	0	0	0
	Um Ayash	0	0	0
Total		1	7	0
%		7.1%	50.0%	0.0%

5. Supportive Supervisions

Performances of supportive supervisions, supervisory visits in other words, are shown in Table 14 and Figure 1. Currently, none of the VHCs receive supervision from MOH. Ten out of 14 VHCs (72%) receive supervisory visits from Health Directorates. Among 8 VHCs which are supposed to be supervised by the health district offices, 7 VHCs (88%) regularly receive supervision from Health District offices.

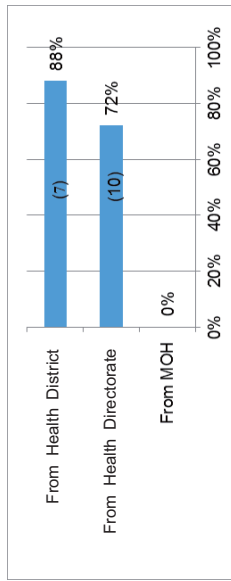
Table 14 : Supervision Received from MOH, Health Directorate and Health District

Health Directorate	VHC Name	Visit of MOH	Visit by Health Directorate Office	Visit by Health District Office
Irbid	Abu Habeeb	0	0	1
	Al-Khribeh	0	0	1
	Assarah	0	1	N/A
	Kufur Kyfia	0	0	1
	Mandah	0	0	1
Tokobol and Om Al-Jadail	0	1	0	



Al Aqeb	0	1	1
Al-Daqmasah	0	1	N/A
Breliqa	0	1	N/A
Dahl	0	1	N/A
Roudeh Al-Amir Hamzeh	0	1	1
Roudeh Al-Amir Mohamed	0	1	N/A
Maysara and Fanoush	0	0	1
Um Ayash	0	1	1
<b>Total</b>	<b>0</b>	<b>10</b>	<b>7</b>
<b>%</b>	<b>0.0%</b>	<b>72%</b>	<b>88%</b>

Note: N/A indicates "not applicable" because there is no health district covering target VHCs.



Note: Only 8 out of 14 VHCs receive supervision from Health Districts.

Figure 1 : Percentage of Supervisory visits Received by Level of Supervisors

Figure 2 shows the frequency of supportive supervisions by Health Directorate offices. Four VHCs (approximately 30% of VHCs) receive supervision from Health Directorate offices every three months. Three VHCs receive one a year and a little more supervision from the Health Directorate offices. The VHCs which responded "every two months," "every month," and "no regular basis" number one each respectively.

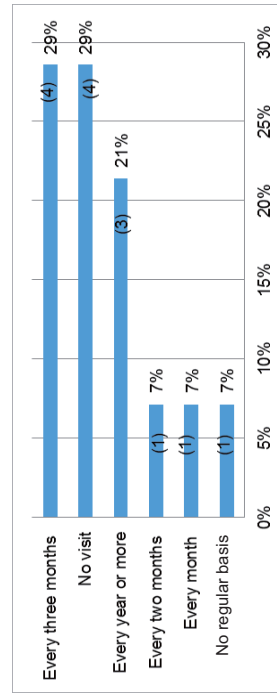
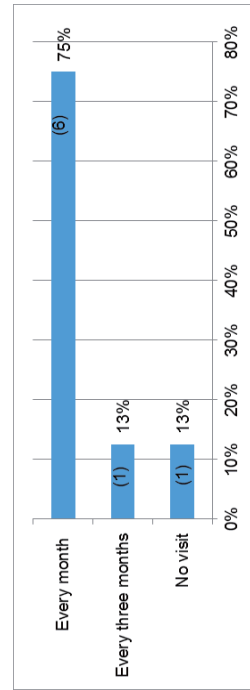


Figure 2 : Frequency of Supervision from Health Directorates

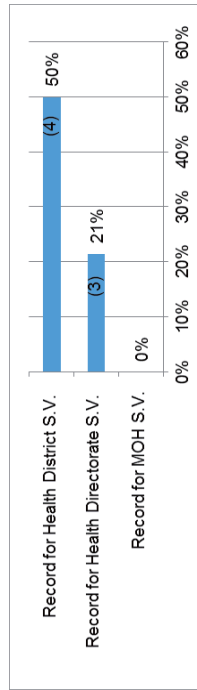
Figure 3 describes the frequency of supervisory visits of Health District offices. Six VHCs (75%) out of 8 which are supposed to receive supportive supervision from the Health District responded they have received it each month. One VHC receives supervision every three months while one VHC has not received it.



Note: Only 8 out of 14 VHCs receive supervisions from Health Districts.

Figure 3 : Frequency of Supervision from Health Districts

Figure 4 presents the availability of records on supervision results at the VHCs. The records for Health district supervisory visits are available at half of the VHCs (4), while the records for Health Directorate supervisory visits are available at three VHCs. There is no record for MOH supervision at this survey time.



Note: Only 8 out of 14 VHCs receive supervisions from Health Districts.

Figure 4 : Percentage of Availability of Supervision Records

## 6. Health Promotion

The survey team also collected information on current health promotion activities. Table 15 demonstrates the provision of health education activities by VHC staff. Only four VHCs (approximately 30 %) conduct outreach health education sessions in communities. Remarkably, Dahi VHC in Mafrag carries out home-visits. However, none of the VHCs provides any health education sessions at VHCs.

Table 15 : Health Promotion Activities at VHCs and in Communities

Health Directorate	VHC Name	Health education sessions	Health education sessions in Communities	Home-visit
Irbid	Abu Habeeb	0	0	0
	Al-Khribeh	0	0	0
	Ass arah	0	1	0
	Kufur Kyfa	0	1	0
	Mandah	0	0	0
Mafrag	Tokobol and Om Al-Jadail	0	1	0
	Al Aqeb	0	0	0
	Al-Daqmasah	0	0	0
	Breliqa	0	0	0
	Dahl	0	0	0
Dayr Alla	Roudeh Al-Amir Hamzeh	0	0	1
	Roudeh Al-Amir Mohamed	0	0	0
	Maysara and Fanoush	0	0	0



Um Ayash	0	1	0
Total	0	4	1
%	0%	29%	7%

Three VHC staff recognize available community resources to support health promotion activities (Table 16). Roudh Al-Amir Hamzeh VHC in Mafrag enjoys four kinds of resources, namely health workers/volunteers, health committee, and outside organizations, and other community resources. Kufur Kyfia VHC has noted three kinds of resources, and Um Ayash VHC notes that there are community health workers/volunteers and a health committee in their communities. Kufur Kyfia VHC is implementing the Healthy Village program. Roudh Al-Amir Hamzeh VHC and Um Ayash VHC might receive supports from a USAID-funded project.

Detailed information of community resources which may support health promotion activities was also collected. The majority of VHC staff are not aware of community resources related to the health sector. Only 2 (Kufur Kyfia and Roudh Al-Amir Hamzeh) VHC staff noted names of organizations, including Jordan River Foundation in the community of Kufur Kyfia VHC and White Hand and Zainab Azbidi as charities, and Saad Al Ramathan NGO working in the community of Roudh Al-Amir Hamzeh VHC.

**Table 16 : Community Resources**

Community Resource	Name of VHCs	VHCs noted resources	
		n	%
Health workers /volunteers	1) Kufur Kyfia	3	21%
	2) Roudh Al-Amir Hamzeh		
	3) Um Ayash		
Health Committee	1) Roudh Al-Amir Hamzeh	2	14%
	2) Um Ayash		
Outside organizations	1) Kufur Kyfia	2	14%
	2) Roudh Al-Amir Hamzeh		
Other community resources	1) Kufur Kyfia 2) Roudh Al-Amir Hamzeh	2	14%

## 7. Medical Equipment and Furniture

### 7-1. Equipment and furniture related to RH and Primary Health Care

The survey team observed the availability and conditions of medical equipment at the VHCs. Table 17 shows 8 major items related to reproductive health (RH) and primary health care services. Most VHCs possess stethoscopes, thermometers, sphygmomanometers and surgical first aid kits. However, weight and height measuring scales are available only at a few VHCs.

**Table 17 : Availability of Medical Equipment for RH and Primary Health Care Services**

Health Director	VHC Name	Stetho scope	Thermo meter	Sphygmomanometer	Surgical first aid kit	Weight scale /baby	Weight scale /adult	Height scale /adult	Height scale /baby
Abu Habeel	Habeel	1	1	1	1	1	1	1	0
	Al-Khribeh	1	1	1	1	0	1	1	0
	Assarah	1	1	1	1	0	0	0	0
	Kufur Kyfia	1	1	1	1	1	1	0	0
Mandah Tokobol and Orm	Mandah	1	1	1	1	0	0	0	0
	Tokobol	1	1	1	1	0	0	0	0

Item	Al-Jadail	Al-Aqeb	Al-Daqma sah	Breiqda	Roudeh Al-Amir Hamzeh	Roudeh Al-Amir Mohamed	Maysara and Fancoush Um Ayash	Total	%	Good n	%	Moderate n	%	Bad n	%	Total n	%
Al-Jadail	1	1	1	1	1	1	1	14	100%	13	93%	11	79%	3	21%	3	21%
Al-Aqeb	1	1	1	1	1	1	1	14	100%	13	93%	11	79%	3	21%	3	21%
Al-Daqma sah	1	1	1	1	1	1	1	14	100%	13	93%	11	79%	3	21%	3	21%
Breiqda	1	1	1	1	1	1	1	14	100%	13	93%	11	79%	3	21%	3	21%
Roudeh Al-Amir Hamzeh	1	1	1	1	1	1	1	14	100%	13	93%	11	79%	3	21%	3	21%
Roudeh Al-Amir Mohamed	1	1	1	1	1	1	1	14	100%	13	93%	11	79%	3	21%	3	21%
Maysara and Fancoush Um Ayash	1	1	1	1	1	1	1	14	100%	13	93%	11	79%	3	21%	3	21%
Total	14	14	14	14	14	14	14	14	100%	13	93%	11	79%	3	21%	3	21%
%	100%	100%	100%	100%	100%	100%	100%	100%	100%	93%	79%	21%	79%	21%	21%	14%	0%

The survey team rated the conditions of equipment and furniture in 3 categories, Good, Moderate and Bad. Table 18 demonstrates conditions of the available medical equipment related to primary health care and maternal and child health services. Although most items are in good condition, some equipment, including thermometers, weight scales for babies and surgical first aid kits failed to function properly.

**Table 18 : Conditions of Medical Equipment for RH and Primary Health Care Services**

Item	Good			Moderate			Bad			Total		
	n	%	n	%	n	%	n	%	n	%	n	%
Stethoscope	11	79%	2	14%	1	7%	14	100%	14	100%	14	100%
Thermometer	10	71%	1	7%	3	21%	14	100%	14	100%	14	100%
Sphygmomanometer	11	79%	3	21%	0	0%	14	100%	14	100%	14	100%
Weight scale /baby	0	0%	0	0%	2	100%	2	100%	2	100%	2	100%
Weight scale /adult	1	100%	0	0%	0	0%	1	100%	1	100%	1	100%
Height scale /adult	1	100%	0	0%	0	0%	1	100%	1	100%	1	100%
Surgical first aid kit	5	56%	1	11%	3	33%	9	100%	9	100%	9	100%

Table 19 expresses the availability of 8 consumables for RH and primary health care services at the VHCs. The majority of the items, including alcohol, syringes and gloves are available at most VHCs, while enzymatic detergents are available at only three VHCs.

**Table 19 : Availability of Consumables**

Item	n	%
Alcohol	14	100%
Iodine	14	100%
Needles, syringes	14	100%
Gauze	14	100%
Safety box	14	100%
Disposable gloves	13	93%
Surgical gloves	12	86%
Enzymatic detergent	3	21%

### 7-2. Other Equipment and Furniture

The survey team also observed other kinds of equipment and furniture at each VHC. Fourteen (14) types of equipment and furniture other than the items mentioned above are shown in Table 20 and Table 21.

Essential items, such as examination beds, filing cabinets, shelves for medicines, linens, screens, refrigerators, instrument trolleys, air conditioners and chairs for clients, are provided at most VHCs. It should be noted 4 VHCs in Mafrag are not equipped with an air conditioner. Regarding items specifically for RH services, a standing mirror and an advertisement board, only Al-Aqeb VHC possesses these.

Table 20 : Other Equipment and Furniture (1)

Health Directorate	VHC Name	Examination bed	Filing cabinet (Total)	Shelf for medicine	Linens	Screen	Refrigerator (Total)	Instrument trolley
Irbid	Abu Habeel	1	1	1	1	0	0	1
	Al-Khribeh	1	1	1	1	1	1	1
	Ass'arah	1	1	1	1	1	1	1
	Kufur Kyfia	1	1	1	1	1	1	0
	Mandah	1	1	1	0	1	1	0
Mafrag	Tokobol and Om Al-Jadail	1	1	1	1	1	1	1
	Al-Aqeb	1	1	1	1	1	1	1
	Al-Daqmasah	1	1	1	1	1	1	1
	Breiga	1	1	1	1	1	1	1
	Dahl	1	1	1	1	1	0	1
Dayr Alla	Roudeh	1	1	1	1	1	0	0
	Al-Amir Hamzeh							
	Roudet							
	Al-Amir Mohamed	1	1	0	1	0	1	1
	Maysara and Fanoush Um Ayash	1	1	1	1	1	1	1
Total	14	14	13	13	12	86%	79%	79%
%	100%	100%	93%	93%	86%			

Table 21 : Other Equipment and Furniture (2)

Health Directorate	VHC Name	Air conditioner	Chair for clients	Step for the bed	Fan	Side lamp	Standing Mirror	Advertisement board
Irbid	Abu Habeel	1	0	0	0	0	0	0
	Al-Khribeh	1	0	0	0	1	0	0
	Ass'arah	1	0	0	0	0	0	0
	Kufur Kyfia	1	0	1	1	0	0	0
	Mandah	1	0	0	0	0	0	0
Mafrag	Tokobol and Om Al-Jadail	1	1	1	1	1	0	0
	Al-Aqeb	1	0	1	0	0	1	1
	Al-Daqmasah	0	1	1	0	1	0	0
	Breiga	0	1	0	0	1	0	0
	Dahl	0	1	0	1	0	0	0
Dayr Alla	Roudeh	1	1	0	0	0	0	0
	Al-Amir Hamzeh							
	Roudet	0	1	1	1	0	0	0
	Al-Amir Mohamed							
	Maysara and Fanoush Um Ayash	1	1	1	1	0	0	0
Total	10	10	7	6	4	1	1	7%
%	71%	71%	50%	43%	29%	7%	7%	

Table 22 presents the condition of the major items related to primary health care and RH/FP services among VHCs which are equipped with those items. Although most items are in good or moderate condition at most VHCs, some equipment and furniture, including filing cabinets, screens, examination beds, and shelves for medicines need to be improved at 3-6 VHCs.

Table 22 : Condition of Other Equipment and Furniture

Item	Good		Moderate		Bad		Total	
	n	%	n	%	n	%	n	%
Chair for clients	8	80%	2	20%	0	0%	10	100%
Examination bed	6	43%	5	36%	3	21%	14	100%
Linens	3	23%	6	46%	4	31%	13	100%
Step for the bed	3	43%	3	43%	1	14%	7	100%
Side lamp	1	33%	1	33%	1	33%	3	100%
Screen	3	25%	5	42%	4	33%	12	100%
Standing Mirror	0	0%	0	0%	1	100%	1	100%
Advertisement board	1	100%	0	0%	0	0%	1	100%
Fan	4	80%	0	0%	1	20%	5	100%
Filing cabinet	5	36%	3	21%	6	43%	14	100%
Refrigerator	8	73%	2	18%	1	9%	11	100%
Shelf for medicine	5	38%	4	31%	4	31%	13	100%
Air conditioner	7	70%	1	10%	2	20%	10	100%
Instrument trolley	4	36%	6	55%	1	9%	11	100%

### 8. Medical Supplies

All VHCs responded that essential medicines such as antibiotics and anti-histamines are almost always available. Figure 5 illustrates frequencies of receiving medicines at each VHC. Most of the VHCs receive essential medicine on a regular basis. The majority of VHCs (11) are receiving them on a monthly basis.

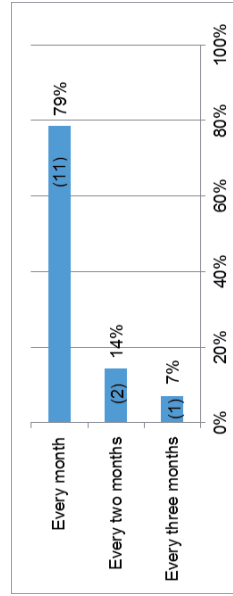


Figure 5 : Frequency of Receiving Essential Medicines

Figure 6 shows the persons responsible for receiving the essential medicines at the VHCs. The majority of VHCs (10) answered nursing staff go to a health district /health directorate office and receive the medicines.

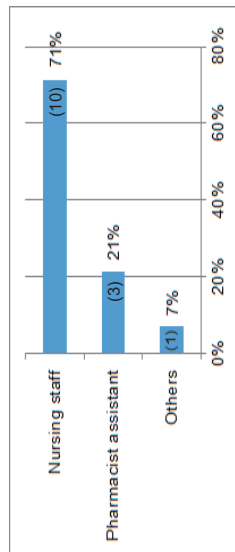


Figure 6 : Staff responsible for Receiving Essential Medicines

Figure 7 shows the status of the essential drugs that are out-of-stock. Sixty four percent of VHCs (9) responded none out-of-stock, although 21 percent of VHCs have faced situations of being out-of-stock of the medicines in the last few months.

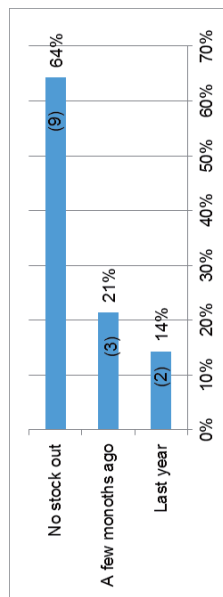


Figure 7 : Status of Essential Medicines Out-of-Stock

The survey team evaluated the storage conditions for medicines, and gave ratings of, Good, Moderate, and Bad, in 6 aspects, categorization, sorting, cleanliness, expiration management, record keeping and labelling. Table 23 presents the results of their evaluations. The majority of VHCs performed good or moderate in categorization, sorting, cleanliness and record keeping. However, labelling should be improved at most VHCs.

Table 23 : Storage Condition of Shelf for Medicines

Item	Good		Moderate		Bad		Total	
	n	%	n	%	n	%	n	%
Categorization by type	10	71%	2	14%	2	14%	14	100%
Sorting in each type	9	64%	3	21%	2	14%	14	100%
Cleanliness of the Shelf	8	57%	5	36%	1	7%	14	100%
Expiration management	8	57%	2	14%	4	29%	14	100%
Record keeping	8	57%	4	29%	2	14%	14	100%
Labelling	2	14%	2	14%	10	71%	14	100%

## 9. Information, Education and Communication (IEC) Materials

Regarding Information, Education and Communication (IEC) materials, the survey team observed their availability. In general few VHCs have IEC materials and are ready to provide health education. Although more than half of VHCs have at least some kinds of posters on their wall or leaflets for their clients, the variety and numbers of copies are very limited. In addition, they are not attractive to clients (Table 24). There are no flip charts for FP and empowerment at any VHCs.

Table 24 : Availability of Information, Education and Communication (IEC) Materials

Item	N	%
Posters	10	71%
Leaflet	7	50%
Flip charts for FP	0	0%
Flip charts for empowerment	0	0%

## 10. Rooms and Infrastructure

### 10-1. Available Rooms

The survey team examined the rooms available in each VHC. Most VHCs have an examination room, a waiting room, a pharmacy, a toilet and kitchen (Table 25). Almost all staff are working in the examination room or pharmacy since the pharmacy tends to be equipped with an air conditioner.

Of the 14 VHCs, 36% use one room as a combined pharmacy and vaccination room. Only 4 VHCs have a functioning reception area. Registration is most likely undertaken in either the examination room or pharmacy room since there is only one nursing staff available for both registration and service provision.

Table 25 : Available Rooms at VHCs

Health Directorate	No	VHC Name	1	2	3	4	5	6	7	8	No. of Rooms	
			Doctor examination Room	Reception	Waiting Room	Vaccination Room	Pharmacy	Toilet	Kitchen	Empty Room		
Irbid		Abu Habeeel	1	0	1	1	1	1	1	1	0	6
		Al-Khribeh	1	0	1	0	1	1	1	1	0	5
		Ass'arah	1	1	1	(E)	1	1	1	1	0	6
		Kurur Kyfla	1	0	1	1	1	1	1	1	0	6
		Mandah	1	0	1	(P)	1	1	1	1	0	5
		Tokobol and Om.	1	1	1	1	1	1	1	1	0	7
Mafraq		Al-Jadail	1	0	1	(P)	1	1	1	1	0	5
		Al-Daqma	1	0	1	(P)	1	1	1	1	0	5
		Breilga sah	(P)	(W)	1	1	1	1	1	1	0	5
		Dahl	1	(E)	1	(P)	1	1	1	1	0	5
		Roudeh	1	0	1	(P)	1	1	1	1	1	6
		Hamzeh	1	(W)	1	1	1	1	1	1	1	7
Dayr Alla		Mohamed	1	1	1	1	1	1	1	1	1	7
		Maysara and Fanoush	1	1	1	0	1	1	1	1	1	7
		Um Avash	1	1	1	0	1	1	1	0	1	6
	Total	13	4	14	5	14	14	14	13	4	81	
	%	93%	29%	100%	36%	100%	100%	93%	29%		(Average no of rooms)	

Note: (E) means a room which is combined with an examination room. (P) means a room which is combined with a pharmacy. (W) means a room which is combined with a waiting room.

### 10-2. Infrastructure

The VHC infrastructure conditions are summarized in Table 26. Average ages of buildings are 20 and one-half years. All VHCs are located in buildings that are rented and 6 of them are integrated with other residence units. Almost all VHCs have no problems with electricity and water supply. Only 3 VHCs are equipped with landline telephones.

Most VHCs visibly display a sign advertising the presence of the center (name of VHCs) on the wall. However, some VHCs are hard to find from the main road since they are located in residential areas.

Table 26: Infrastructure Conditions

Item	Answer	No. of VHCs	Average/ %
Age of building	0 to 10 years	2	20.5 years (Average)
	11 to 20 years	7	
	21 to 30 years	2	
	31 to 40 years	3	
Type of building	Separate building	8	57%
	Part of building	6	43%
Owner	Rental	14	100%
	Government	0	0%
Sign for VHC	Yes	12	86%
	No	2	14%
Interruption of electricity	Yes	2	14%
	No	12	86%
Piped water	Yes	13	93%
	No	1	7%
Landline telephone	Yes	3	21%
	No	11	79%

### III. Major Findings

The major findings of the VHC survey are summarized as follows.

#### 1) Staffing and Training Needs

- Almost all VHCs are receiving the GP outreach services regularly.
- Qualifications of nursing staff are higher than expected.
- Training opportunities are very limited to nursing staff at the focus VHCs.

#### 2) Service Provision

- All VHCs are providing general medical care by GPs. However, only 2 VHCs out of 14 focus VHCs, are currently providing family planning services, including provision of condoms, pills and counseling.
- None of the focus VHCs are providing child healthcare, ANC or PNC.
- Very few Syrian people are using the focus VHCs.

#### 3) Health Information System

- Regarding record systems, there are no MCH and child care files/registration forms available at the any of the VHCs as these services are not being provided presently. The FP record book is available at 2 VHCs which are providing FP services.

#### 4) Supportive Supervisions

- Supervision from the health directorates and health district are implemented on a relatively regular basis. However there are no standardized procedures by women and child health supervisors because most VHCs are not providing FP/RH services.
- Standardized record forms for supervision results are not available at all VHCs.

#### 5) Health Promotion

- Health promotion activities at VHCs need to be activated because the majority of focus VHC staff are not aware of health promotion activities.
- Four VHCs are conducting health education sessions in their communities. Only one VHC is conducting home-visit services. None of the focus VHCs are implementing health education sessions at the VHCs.
- Three VHCs recognized the availabilities of community activities/resources in the health sector in their communities, such as healthy village program, charity, even a community health committee.

#### 6) Equipment and Infrastructure

- In general, most focus VHCs are relatively well equipped for service provision of FP (pills and condom), basic RH and primary health care.
- Infrastructure of the focus VHCs, including building, water and electricity supplies, are secure.

#### IV. Recommendations

In consideration of the results of the VHC survey, the following recommendations are extracted for the project implementation.

- The project will empower the nursing staff of the focus VHCs to understand the need for implementing basic VHC management skills in order to provide better VHC services, especially for FP/RH and primary health care on a daily basis.
- Regarding the above mentioned issues, provision of necessary training is essential, especially in relation to the topics of FP, ANC/PNC and child care, emergency care and breast examination for breast cancer.
- To expand service varieties and improve service quality, strengthening the information system is important. Training in the use and management of the information system for FP, and ANC/PNC services should be provided.
- Development of a standardized supportive supervision procedure for FP/RH and primary health care from the health directorates and health districts is needed to improve the quality of those services.
- The project should work on increasing the VHCs staff awareness of their responsibilities in health promotion and enabling them to implement health promotion activities, especially in the areas of FP/RH.

#### Annexes

Annex 1 Questionnaire for Village Health Center Survey

Annex 2 Results of Survey

**2. Personnel**

1. Job title	2. Name	3. Age	4. Sex (M/F)	5. Year of service at this VHC	4. Qualification	5. Major Responsibility	6. Residence/ 7. Time/ 8. cost of commuting
1 Nurse assistant					a. Staff nurse (Bachelor) b. Associate (2 yrs.) c. Assistant (18 months.) d. Practical (w/o certificate)	a. In charge of the VHC b. Providing primary health care c. Assisting GP when he/she comes d. Vaccination for children e. Staff management f. Registration g. Making monthly reports (Health information system) h. Health education sessions i. Others	6. In this village or : 7. 8.
2 Pharmacist assistant						a. Drug management b. Drug record keeping c. Receiving drugs d. Reporting on drug management to the health directorate e. Others	6. In this village or : 7. 8.
3 Record keeper							6. In this village or : 7. 8.
4 Service workers							6. In this village or : 7. 8.
5 Others.							6. In this village or : 7. 8.

Annex 1-2

**Questionnaire for Village Health Center Survey**

Health Directorate \_\_\_\_\_ Date \_\_\_\_\_ / \_\_\_\_\_ /2016

Researcher: \_\_\_\_\_

VHC Name	
VHC ID	
VHC phone number	(or, No. landline telephone)
Name of Interviewee	Mobile: _____
Working hours/day	From _____ to _____ : Sunday to Thursday From _____ to _____ : Saturday
Outreach GP's service	From _____ to _____ : _____ days/week GP's name: _____ GP's designated health facility (same of below) or _____
Name of Referral Health Facility and referral hospital	Primary Health Care Center/ Comprehensive Health Center (Circle) _____ Hospital _____

**1. Catchment area**

- 1-1. 1-1-1. Population of the VHC catchment area: \_\_\_\_\_ (year \_\_\_\_\_) \_\_\_\_\_ people  
 1-1-2. Residence of Syrian refugees: Approximately \_\_\_\_\_ households, \_\_\_\_\_ people
- 1-2. Major source of income (Select TWO, and please double circle for the most significant one)  
 1. Agriculture 2. Commerce 3. Manufacturing industry 4. Tourism 5. Public sector  
 6. Money remittance from outside of countries  
 7. Other ( \_\_\_\_\_ )
- 1-3. Major clients' transportation mean to the VHC (Circle one)  
 1. On foot 2. By car 3. By public transportation  
 4. Other ( \_\_\_\_\_ )
- 1-4. How long does the farthest client take to the VHC?  
 [ \_\_\_\_\_ ] hrs. [ \_\_\_\_\_ ] min.
- 1-5. How does the farthest client take to the VHC?  
 By [ \_\_\_\_\_ ]

**3. Services**

**3-1. Services providing at the VHC**

Health check-up (Vital signs)	Medication by GP's prescription	First aid	Child care	Vaccination for child	ANC and PNC	Referral	Family Planning		
							Pills	Condom	Injactable
1. Yes				(but only as campaign: check here)					
2. No									

**4. VHC performance**

**4-1. Number of Clients and Referral Cases (Year 2016)**

Month	Nationality	a. No. of clients examined by GP	b. No. of children for vaccination	c. No. of Referral cases from VHC to PHC/CHC
April	Jordanian			
	Syrian Refugee			
	Others			
May	Jordanian			
	Syrian Refugee			
	Others			
June	Jordanian			
	Syrian Refugee			
	Others			

**4-2. Number of RH clients**

Month	Nationality	a. ANC			b. PNC			c. FP		
		1.Recurrent clients	2.New clients	3.Recurrent clients	4.New clients	5.Recurrent clients	6.New clients			
April	Jordanian									
	Syrian Refugee									
	Others									
May	Jordanian									
	Syrian Refugee									
	Others									
June	Jordanian									
	Syrian Refugee									
	Others									

**5. Health Records**

**5-1. What kind of log books are there now? (Multiple answers)**

- 1. Doctor registration book
- 2. Monthly report for GPs,
- 3. Family planning
- 4. Antenatal care
- 5. Postpartum care
- 6. Child health care
- 7. Monthly summary report for MCH & FP
- 8. Vaccination for children
- 9. Others ( )

**5-2. Is the family planning register book recorded information regarding referral cases properly?**

- 1. Yes
- 2. No

**5-3. Is the family planning register book recorded clients' nationality, either Syrian or others?**

- 1. Yes
- 2. No

**5-4. Is the doctor registration book recorded referral cases properly?**

- 1. Yes
- 2. No

**5-5. Are there mother's files ?**

- 1. Yes
- 2. No

**5-6. Are there family files for clients?**

- 1. Yes
- 2. No

**5-7. Are there mothers' card for expected mothers?**

- 1. Yes
- 2. No

**6. Supportive Supervision**

**6-1. How often do you receive a supervisory visit of MOH?**

- (a. Last visit day
- b. Supervisor's name

- 1. Every month
- 2. Every three months
- 3. Every six months
- 4. Other ( )
- 5. No visit

**6-2. How often do you receive a supervisory visit of Health Directorate Office ?**

- (a. Last visit day
- b. Supervisor's name

- 1. Every month
- 2. Every three months
- 3. Every six months
- 4. Other ( )
- 5. No visit

**6-3. <for only Dayr Alla> How often do you receive a supervisory visit of Sub-health Directorate Office ?**

- (a. Last visit day
- b. Supervisor's name

- 1. Every month
- 2. Every three months
- 3. Every six months
- 4. Other ( )
- 5. No visit

**6-4. Are there records of supervisory visit of MOH?**

- 1. Yes
- 2. No

**6-5. Are there records of supervisory visit of Health Directorate Office?**

- 1. Yes
- 2. No

**6-6. <for only Dayr Alla> Are there records of supervisory visit of Sub-health Directorate Office?**

- 1. Yes
- 2. No







9. Facilities and Equipment

9-1. Availabilities and conditions of furniture and equipment (not include medical equipment)

Usage	Furniture	Required numbers	(Note: G: Good, M: Moderate, B: Bad)		Remarks
			1.Yes (#.)	2.No	
a. Entrance (Outside) b. Examination room (See 9-2 to 9-4 for equipment and consumption)	1. Signboard for services & open hours			G M B	
	1. Desk	1		G M B	
	2. Chair for service providers	1		G M B	
	3. Chair for clients	2-3		G M B	
	4. Filing cabinet	1		G M B	
	5. Examination bed	1-2		G M B	
	6. Linen	4		G M B	(Check cleanliness)
	7. Step for the bed	1		G M B	
	8. Side lamp	1		G M B	
	9. Screen	1		G M B	
	10. Curtain	1		G M B	
	11. Mirror	1		G M B	
12. Sink, tap	1		G M B		
c. Reception	1. Desk	1		G M B	
	2. Chair	1		G M B	
	3. Filing cabinet	1		G M B	
d. Waiting room	1. Benches/ Chairs			G M B	No. of total seats: ( )
	2. Advertisement board			G M B	
	3. Whiteboard for group health education			G M B	
	4. Complaint & suggestion box			G M B	
	5. IEC materials			G M B	
	6. Fan			G M B	
e. Vaccination room (or other rooms if there are, please specify)	1. Desk			G M B	
	2. Chair for service providers			G M B	
	3. Chair for clients			G M B	
	4. Filing cabinet			G M B	
	5. Sink, tap			G M B	
	6. Refrigerator			G M B	
	7. Ice box			G M B	
	8. Safety box for vaccination			G M B	
	9. Basket of trashes			G M B	
	10. Baby examination bed			G M B	
f. Pharmacy	1. Shelf for medicine			G M B	
	2. Desk			G M B	
	3. Filing cabinet			G M B	
	4. Refrigerator for vaccination			G M B	
	5. Refrigerator for medicine			G M B	
	6. Air conditioner			G M B	

g. Toilet	1. Only evaluating major use toilet	Condition		Where they keep instruments?
		1. Yes (# )	2. No	
h. Kitchen	2. Water for washing			G M B
	3. Sink and tap			G M B
	1. Table			G M B
i. Empty room	2. Chairs			G M B
	3. Sink			G M B

9-2. Supplies for RH services (Note: G: Good, M: Moderate, B: Bad)

Type of supplies	Condition		Where they keep instruments?
	1. Yes (# )	2. No	
a. Stethoscope			G M B
b. Thermometer			G M B
c. Sphygmomanometer			G M B
d. Weigh measure/baby under 2 years			G M B
e. Height measure/baby under 2 years			G M B
f. Weight measure /adult			G M B
g. Height measure /adult			G M B
h. Surgical first aid kit (Scissors, etc.)			G M B
i. Nebulizer			G M B
j. IV stands			G M B
k. Community bags for home visit			G M B
l. Instrument trolley			G M B
m. Auto clamp			G M B
n. Hot air oven			G M B

9-3. Available contraceptives

	Pills		Condom		Injectable	
	G	M B	G	M B	G	M B
a. Available contraceptives						
b. Stock-out						
c. Storage condition (Good, moderate, bad)	G	M B	G	M B	G	M B

9-4. Consumables for RH services (As needed)

	1. Yes (# )		2. No		Remarks
	G	M B	G	M B	
a. Alcohol					
b. Iodine					
c. Enzymatic detergent					
d. Disposable gloves					
e. Surgical gloves					
f. Needles, syringe,					
g. Gauze,					
e. Safety box					

9-5 IEC materials

	1. Yes (# )	2. No	Topics	Remarks
a. Leaflet				
b. Posters				
c. Flip charts for FP				
d. Flip charts for empowerment				
e. Wheel for determining expected delivery date				
f. Wheel for selection of eligible contraceptives				

10. Medical Supply

- 10-1. Do you have enough obligated essential medicines (antibiotics, angiotensin, inhalators, allergy and cold, anti-histamine, etc.) 1. Yes 2. No. ( )
- 10-2. How often do you receive the essential medicines? 1. Every month 2. Others ( )
- 10-3. Who go to the health directorate to receive the medicine? ( )
- 10-4. When was the essential drug stocked out? ( )
- 10-5. Is storage condition proper in shelves? (By researcher's observation) (Note: G: Good, M: Moderate, B: Bad)

Cleaness of the Shelf	Categorizing by type	Sorting in each type	Labelling	Expire management	Record keeping
G M B	G M B	G M B	G M B	G M B	G M B

11. Building and Infrastructure

- 11-1. Year of Built
- 11-2. Type of building 1. Separate building 2. Part of building
- 11-3. Owner 1. Government 2. Rental 3. Other ( )
- 11-4. Is the signboards for VHC outside visible? 1. Yes 2. No
- 11-5. Where are there signboards for VHC? (Multiple answer)
1. Wall of VHC building (Visible or Not visible) 2. On the road
3. Other ( )

11-6. If there are any damages such as water linkage of facility, please describe them.

- 11-7. Is there interruption of electricity? 1. Yes (a. Once a month, b. one a week, c. more) 2. No
- 11-8. Which type of water systems does the VHC have?
1. Pipe line 2. Tanks filled with buying water 3. Wells 4. Other ( )
- 11-9. Does the VHC have ground-line telephone? 1. Yes 2. No

Annex 2 Results of Survey

A-1 : Information of Catchment Area (Year: 2016)

Health Directorate	VHC Name	Population of catchment area	No of Syrian Households	Population of Syrian	Main Source of Income	Transportation of Client	Farthest Client Time (min)
Irbid	Abu Habel	2,000	0	0	Military	On foot	10 by foot
	Al-Khribeh	5,000	5	5-6	Military	By car	20 by foot, 15 by car
	Ass'arah	3,600	2	10-6	Military	On foot	10 by foot
	Kufur Kyfia	1,000	1	4	Commerce	On foot	15 by foot
	Mandah	2,000	20	6	Ranching	On foot	20 by foot
	Tokobol and Om Al-Jadail	3,000	26	6	Public sector, Military	By car	10 by foot
Mafraq	Al-Ageb	2,000	30	5-6	Public sector, military	On foot	15 by car
	Al-Daqmasah	1,000	0	200	Military	On foot	10 by foot
	Breiq	2,500	0	3-4	Military	On foot	30 by foot
	Dahl	5,000	0	0	Military	On foot	15 by foot
	Roudeh Al-Amir Hamzeh	5,800	20	150	Military	On foot	60 by foot
	Roudet Al-Amir Mohamed	4,000	2-3	5-6	Public sector, Animal rearing	On foot	10-15 by Car
Dayr Alla	Maesarah and Fanoosh	4,500	0	0	Agriculture	On foot	5 by car
	Um Ayash	2,000	15	5-6	Military	On foot	10 by foot

**A-2 : Characteristics of Nursing Staff among (n=18)**

Governorate	VHC Name	Sex	Age	Years of Service	Qualification	Major Responsibility								
						In charge of the VHC	Providing primary health care	Assisting GP when he/she comes	Vaccination for children	Staff management	Registration	Making monthly reports	Health education sessions	Others
Irbid	Abu Habeel	M	37	1.5	Assistant	0	0	0	0	0	0	0	0	Pharmacy, Finance, Dressing, Injection
	Abu Habeel	F	42	3	Assistant	1	1	1	1	1	1	1	1	0
	Al-Khribeh	F	48	5	Assistant	1	1	1	0	1	1	1	0	0
	Ass'arah	F	34	0.7	Associate	1	1	1	1	0	1	1	1	0
	Kufur Kyfia	M	35	12	Practical	1	1	1	1	0	0	1	1	0
	Mandah	F	34	3	Associate	1	1	1	1	1	1	1	1	0
Mafraq	Tokobol and Om Al-Jadail	F	43	10	Assistant	1	1	1	1	0	0	1	1	0
	Al-Aqeb	F	30	3	Staff	1	1	1	1	1	0	1	0	Counselling
	Al-Daqmasah	F	52	24	Practical	1	1	1	1	0	1	1	0	0
	Breiga	F	42	10	Assistant	0	0	0	1	0	1	1	1	Finance
	Breiga	F	43	8	Assistant	0	1	1	0	0	1	0	1	0
	Dahl	F	39	3	Assistant	0	1	1	0	0	0	1	0	Pharmacy
	Dahl	F	40	6	Assistant	0	1	1	0	0	0	1	0	Accountant
	Roudeh Al-Amir Hamzeh	F	27	7	Associate	1	1	1	0	1	1	1	0	0
	Roudeh Al-Amir Mohamed	F	32	4	Associate	1	0	1	1	0	1	1	0	0
	Roudeh Al-Amir Mohamed	F	49	27	Practical	0	0	0	0	0	0	0	0	Finance, First Aid, Pharmacy
Deyr Alla	Maysara Fanoush and	F	38	5	Assistant	1	1	1	0	0	1	1	0	Accounting, Pharmacy, Finance
	Um Ayash	F	34	1	Associate	1	1	1	0	0	1	1	0	0
<b>Total</b>						12	14	15	9	4	11	15	7	7
<b>%</b>						67%	78%	83%	50%	22%	61%	83%	39%	39%

Annex 2-2

**A-3 : Training attended among 18 Nursing Staff (1)**

Health Directorate	VHC Name	Basic Nursing skills	Antenatal care	Postnatal care	Family planning	Breast examination for breast cancer	Reproductive tract infection	Women's health	Child care	Infection control	Communication and counselling skills
Irbid	Abu Habeel	0	0	0	0	0	0	0	0	0	0
	Abu Habeel	0	0	0	0	1	0	0	0	1	0
	Al-Khribeh	1	0	0	0	1	0	0	0	0	0
	Ass'arah	1	0	0	0	0	0	0	0	0	0
	Kufur Kyfia	1	0	0	1	0	0	0	0	1	1
	Mandah	1	0	0	0	0	0	0	1	1	0
Mafraq	Tokobol and Om Al-Jadail	1	0	0	0	1	0	0	0	1	0
	Al-Aqeb	0	0	0	1	0	0	0	0	0	0
	Al-Daqmasah	1	0	0	0	0	0	0	0	1	1
	Breiga	1	0	0	0	0	0	0	0	0	0
	Breiga	1	0	0	0	1	0	0	0	0	1
	Dahl	0	0	0	1	0	0	0	0	0	1
	Dahl	0	0	0	0	0	0	0	0	0	0
	Roudeh Al-Amir Hamzeh	0	0	0	1	0	0	0	0	0	0
	Roudeh Al-Amir Mohamed	1	1	0	1	0	0	0	0	0	1
	Roudeh Al-Amir Mohamed	1	1	1	0	0	1	1	1	1	1
Dayr Alla	Maysara Fanoush and	0	0	0	0	0	0	0	0	0	0
	Um Ayash	1	0	0	1	0	0	0	0	1	0
<b>Total</b>		11	2	1	6	4	1	1	2	7	6
<b>%</b>		17%	3%	2%	10%	6%	2%	2%	3%	11%	10%

Annex 2-3

## A-4 : Training attended among 18 Nursing Staff (2)

Health Directorate	VHC Name	Emergency care	Chronic diseases management	Obesity	Healthy life style	Family violence	School health	HIV/AIDS	Other	(specify)	%
Irbid	Abu Habel	0	0	0	0	0	0	0	0		17%
	Abu Habel	0	1	0	0	0	0	0	0		0%
	Al-Khribeh	0	0	0	0	0	0	0	0		11%
	Ass'arah	0	0	0	0	0	0	0	0		6%
	Kufur Kyfia	1	0	0	0	1	0	0	1	Cancer, TB	39%
	Mandah	1	0	0	0	0	0	0			22%
	Tokobol and Om Al-Jadail	0	0	0	0	0	0	0	0		17%
Mafraq	Al-Aqeb	0	0	0	0	0	0	0	1	Record, Report, Registration, MCH	11%
	Al-Daqmasah	1	1	0		0	1	0	0		33%
	Breiqa		1	0	0	0		0	0		22%
	Breiqa	1	0	0	0	0	0	0	0		11%
	Dahl	0	0	0	0	0	0	0	0		11%
	Dahl	0	0	0	0	0	0	0	0		0%
	Roudeh Al-Amir Hamzeh	0	0	0	0	0	0	0	0		6%
	Roudet Al-Amir Mohamed	1	1	0	0	0	0	0	0		33%
Roudet Al-Amir Mohamed	1	1	1	1	0	0	1	1	Women health	78%	
Dayr Alla	Maysara and Fanoush	0	0	0	0	0	0	0	0		0%
	Um Ayash	1	0	0	0	0	1	1	0		33%
Total		7	5	1	1	1	2	2	3		
%		11%	8%	2%	2%	2%	3%	3%	5%		

Annex 2-4

## A-5 : Training Wanted to Attend among 18 Nursing Staff (1)

Health Directorate	VHC Name	Basic Nursing skills	Antenatal care	Postnatal care	Family planning	Breast examination for breast cancer	Reproductive tract infection	Women's health	Child care	Infection control	Communication and counselling skills
Irbid	Abu Habel	1	0	0	0	0	0	0	0	0	1
	Abu Habel	0	0	0	1	0	0	0	0	0	1
	Al-Khribeh	0	1	1	1	0	1	1	1	1	1
	Ass'arah	0	1	1	1	1	1	1	1	1	1
	Kufur Kyfia	1	1	1	0	1	1	1	1	0	1
	Mandah	0	0	1	1	1	0	1	0	1	1
	Tokobol and Om Al-Jadail	0	1	1	1	1	1	1	1	1	1
Mafraq	Al-Aqeb	0	1	1	0	0	0	0	1	0	0
	Al-Daqmasah	0	1	1	1	1	1	1	1	0	0
	Breiqa	0	0	0	0	0	0	0	0	0	0
	Breiqa	0	0	0	0	0	0	0	0	0	0
	Dahl	0	0	0	0	0	0	1	0	1	0
	Dahl	0	0	0	0	0	0	1	0	1	0
	Roudeh Al-Amir Hamzeh	1	1	0	1	0	0	0	1	0	0
	Roudet Al-Amir Mohamed	1	1	1	1	1	1	1	1	1	1
Roudet Al-Amir Mohamed	0	0	0	1	1	0	0	0	0	0	
Dayr Alla	Maysara and Fanoush	1	1	1	1	1	1	1	1	1	1
	Um Ayash	1	1	1	1	1	0	0	1	0	1
Total		6	10	10	11	9	7	10	10	8	10
%		33%	56%	56%	61%	50%	39%	56%	56%	44%	56%

Annex 2-5

## A-6 : Training Wanted to Attend among 18 Nursing Staff (2)

Health Directorate	VHC Name	Emergency care	Chronic diseases management	Obesity	Healthy life style	Family violence	School health	HIV/AIDS	Other	(specify)	%
Irbid	Abu Habeel	1	0	0	0	0	1	0	0		22%
	Abu Habeel	0	0	0	0	0	1	0	0		17%
	Al-Khribeh	1	1	1	1	1	1	1	1	Band aid	89%
	Ass'arah	1	1	1	1	1	1	1	0		89%
	Kufur Kyfia	0	1	1	1	0	1	1	1		78%
	Mandah	1	1	1	1	1	0	0			61%
	Tokobol and Om Al-Jadail	1	1	1	1	1	1	1	0		89%
Mafraq	Al-Aqeb	1	0	0	0	0	0	0	0		22%
	Al-Daqmasah	0	0	1		1	0	1	0		56%
	Breiqqa	0	0	0	0	0	0	0	0		0%
	Breiqqa	0	0	0	0	0	0	0	0		0%
	Dahl	0	0	0	0	0	1	0	0		17%
	Dahl	0	0	0	0	0	1	0	0		17%
	Roudeh Al-Amir Hamzeh	1	0	0	0	0	0	0	1	Vaccination	33%
	Roudeh Al-Amir Mohamed	1	1	1	1	1	1	1	1		100%
	Roudeh Al-Amir Mohamed	0	0	0	0	0	1	0	0		17%
Dayr Alla	Maysara Fanoush and Um Ayash	1	1	1	1	1	1	1	1		100%
	Um Ayash	0	0	0	0	0	0	0	0		39%
Total			9	7	8	7	7	11	7		
%			50%	39%	44%	39%	39%	61%	39%		

## Annex 2-6

## A-7 : Preferring Topics (Top1-Top3) of Training among 18 Nursing Staff (1)

Health Directorate	VHC Name	Basic Nursing skills	Antenatal care	Postnatal care	Family planning	Breast examination for breast cancer	Reproductive tract infection	Women's health	Child care	Infection control	Communication and counselling skills
Irbid	Abu Habeel				3						2
	Abu Habeel	1									2
	Al-Khribeh				1			3			
	Ass'arah				1						
	Kufur Kyfia					1				2	
	Mandah				2	3					
	Tokobol and Om Al-Jadail								1		
Mafraq	Al-Aqeb		1						3		
	Al-Daqmasah						3			2	
	Breiqqa										
	Breiqqa										
	Dahl							3		2	
	Dahl							3		2	
	Roudeh Al-Amir Hamzeh				1						
	Roudeh Al-Amir Mohamed				2					1	
Dayr Alla	Roudeh Al-Amir Mohamed				2	3					
	Maysara Fanoush and Um Ayash	2							1		
	Um Ayash		1			3					
Total		3	2	0	11	10	3	9	5	9	4
%		3%	2%	0%	11%	10%	3%	9%	5%	9%	4%

Note: Top 1 = Score 3, Top 2 = Score 2, Top 3 = Score 1

## Annex 2-7

## A-8 : Preferring Topics (Top1-Top3) of Training among 18 Nursing Staff (2)

Health Directorate	VHC Name	Emergency care	Chronic diseases management	Obesity	Healthy life style	Family violence	School health	HIV/AIDS	Other
Irbid	Abu Habel						1		
	Abu Habel	3							
	Al-Khribeh			1			2		3
	Ass'arah						2		
	Kufur Kyfia		3						
	Mandah					1			
Mafraq	Tokobol and Om Al-Jadail	3			2				
	Al-Aqeb	2							
	Al-Daqmasah			1					
	Breiga								
	Breiga								
	Dahl						1		
	Dahl						1		
Roudeh Al-Amir Hamzeh	2							3	
Dayr Alla	Roudet Al-Amir Mohamed	3							
	Roudet Al-Amir Mohamed						1		
Dayr Alla	Maysara and Fanoush					3			
	Um Ayash		2						
Total		13	5	2	3	3	8	0	6
%		14%	5%	2%	3%	3%	8%	0%	6%

Note: Top 1 = Score 3, Top 2 = Score 2, Top 3 = Score 1

## Annex 2-8

## A-9 : Health Promotion Activities by VHCs in Communities

Health Directorate	VHC Name	Frequency	Responsible Staff	Topics	Method of Transportation
Irbid	Abu Habel	N/A	N/A	N/A	N/A
	Al-Khribeh	N/A	N/A	N/A	N/A
	Ass'arah	2 month each	Nurse Assistants, Doctors	Hygiene, Public health, Diabetes	By Doctor own car
	Kufur Kyfia	Monthly	N/A, Experts	Healthy village, Drug, Heathy school	By car
	Mandah	N/A	N/A	N/A	N/A
	Tokobol and Om Al-Jadail	4 times a year	Public Health - Nurse Assistants and Doctors	Hygiene, Dental	By own car
Mafraq	Al-Aqeb	N/A	N/A	N/A	N/A
	Al-Daqmasah	N/A	N/A	N/A	N/A
	Breiga	N/A	N/A	N/A	N/A
	Dahl	N/A	N/A	N/A	N/A
	Roudeh Al-Amir Hamzeh	N/A	N/A	N/A	N/A
	Roudet Al-Amir Mohamed	N/A	N/A	N/A	N/A
Dayr Alla	Maysara and Fanoush	N/A	N/A	N/A	N/A
	Um Ayash	1 year each	Facilitator, Nurse Assistants	Vaccination	By Doctor own car

Note: N/A indicates "No answer".

## A-10 : Health Promotion Activities in Communities

Health Directorate	VHC Name	Health Committee	Health Workers/Volunteers	Outsider Organizations	Community Resources
Irbid	Kufur Kyfia	0	1	1	1
Mafraq	Roudeh Al-Amir Hamzeh	1	1	1	1
Dayr Alla	Um Ayash	1	1	0	0
Total		2	3	2	2

Health Directorate	VHC Name	Charity Name	NGO Name
Irbid	Kufur Kyfia	Charity	Healthy Village
Mafraq	Roudeh Al-Amir Hamzeh	White Hand/ Zainab Azbidi	Saad Al Ramthan
Dayr Alla	Um Ayash	Youth Organization	

## Annex 2-9

A-11 : Availabilities and Conditions of Medical Equipment and Furniture at Doctor Room (1)

Health Directorate	VHC Name	Desk				Chair for service providers				Chair for clients				Filing cabinet				Examination bed				Linen				
		Y/N	G	M	B	Y/N	G	M	B	Y/N	G	M	B	Y/N	G	M	B	Y/N	G	M	B	Y/N	G	M	B	
Irbid	Abu Habeel	x		x						x	x				x		x			x	x			x		x
	Al-Khribeh	x		x		x			x									x		x				x		x
	Ass'arah	x	x			x	x			x	x							x	x					x		x
	Kufur Kyfia	x		x																	x			x		x
	Mandah	x	x			x	x													x			x			
Mafraq	Tokobol and Om Al-Jadail	x		x		x	x			x	x			x			x		x	x				x	x	
	Al-Aqeb	x		x		x			x									x	x					x		x
	Al-Daqmasah	x		x		x			x									x		x				x		x
	Breiqa	x			x	x				x	x		x								x	x		x		x
	Dahl	x		x		x			x			x	x			x	x				x		x		x	
Dayr Alla	Roudeh Al-Amir Hamzeh	x		x		x	x				x	x								x		x		x		x
	Roudet Al-Amir Mohamed	x		x		x			x			x								x	x			x	x	
Dayr Alla	Maesarah and Fanoosh	x	x			x	x				x	x			x	x				x	x			x	x	
	Um Ayash	x	x			x	x				x	x			x		x			x		x		x		x
Total		14	4	9	1	12	6	5	1	10	8	2	0	5	2	2	1	14	6	5	3	13	3	6	4	
%		100%	29%	64%	7%	86%	50%	42%	8%	71%	80%	20%	0%	36%	40%	40%	20%	100%	43%	36%	21%	93%	23%	46%	31%	

Annex 2-10

A-12 : Availabilities and Conditions of Medical Equipment and Furniture at Doctor Room (2)

Health Directorate	VHC Name	Step for the bed				Side lamp				Screen				Curtain				Mirror				Sink, tap			
		Y/N	G	M	B	Y/N	G	M	B	Y/N	G	M	B	Y/N	G	M	B	Y/N	G	M	B	Y/N	G	M	B
Irbid	Abu Habeel													x	x										
	Al-Khribeh					x				x			x	x			x								
	Ass'arah									x	x				x	x									
	Kufur Kyfia	x			x					x			x										x		x
	Mandah									x				x											
Mafraq	Tokobol and Om Al-Jadail	x	x			x	x			x	x			x	x								x		x
	Al-Aqeb	x			x					x			x	x				x				x		x	
	Al-Daqmasah	x			x			x		x			x			x									
	Breiqa					x				x				x	x							x			
	Dahl									x				x	x	x									
Dayr Alla	Roudeh Al-Amir Hamzeh									x				x								x			
	Roudet Al-Amir Mohamed	x			x																	x	x		
Dayr Alla	Maesarah and Fanoosh	x	x							x	x			x	x										
	Um Ayash	x	x							x				x											
Total		7	3	3	1	4	1	1	1	12	3	5	4	12	8	2	2	1	0	0	1	3	0	3	0
%		50%	43%	43%	14%	29%	33%	33%	33%	86%	25%	42%	33%	86%	67%	17%	17%	7%	0%	0%	100%	21%	0%	100%	0%

Annex 2-11

## A-13 : Availabilities and Conditions of Medical Equipment and Furniture at Pharmacy

Health Directorate	VHC Name	Shelf for medicine				Desk				Filling cabinet				Refrigerator for vaccination				Refrigerator for medicine				Air conditioner			
		Y/N	G	M	B	Y/N	G	M	B	Y/N	G	M	B	Y/N	G	M	B	Y/N	G	M	B	Y/N	G	M	B
Irbid	Abu Habeel	x			x	x	x	x		x			x									x	x		
	Al-Khribeh	x			x	x		x		x		x						x		x		x	x		x
	Ass'arah	x	x			x		x		x	x			x	x			x	x			x	x		
	Kufur Kyfia	x		x		x	x							x	x							x	x		
	Mandah	x	x			x		x		x		x		x	x			x	x			x	x		
	Tokobol and Om Al-Jadail	x	x			x	x			x	x			x	x			x	x			x	x		
Mafraq	Al-Aqeb	x		x		x		x		x		x		x	x							x	x		
	Al-Daqmasah	x			x	x			x	x			x												
	Breiga	x	x			x		x		x			x												
	Dahl	x		x		x	x			x	x														
	Roudeh Hamzeh Al-Amir	x			x	x			x	x			x									x			x
	Roudeh Hamzeh Al-Amir					x		x		x	x							x		x					
Dayr Alla	Maesarah and Fanoosh	x	x			x	x											x	x			x	x		
	Um Ayash	x		x		x			x									x				x	x		x
Total		13	5	4	4	14	5	6	3	11	4	3	4	5	5	0	0	7	4	2	1	10	7	1	2
%		93%	38%	31%	31%	100%	36%	43%	21%	79%	36%	27%	36%	36%	100%	0%	0%	50%	57%	29%	14%	71%	70%	10%	20%

Annex 2-12

## A-14 : Availabilities and Conditions of Medical Equipment and Furniture at Vaccination Room (1)

Health Directorate	VHC Name	Desk				Chair for service providers				Chair for clients				Filling cabinet				Sink, tap			
		Y/N	G	M	B	Y/N	G	M	B	Y/N	G	M	B	Y/N	G	M	B	Y/N	G	M	B
Irbid	Abu Habeel	x			x	x				x				x			x				
	Al-Khribeh																				
	Ass'arah	x	x			x	x			x	x										
	Kufur Kyfia	x												x			x				
	Mandah	x	x			x	x			x	x			x			x				
	Tokobol and Om Al-Jadail	x	x			x	x			x	x			x			x	x	x		x
Mafraq	Al-Aqeb	x		x		x		x						x							
	Al-Daqmasah																				
	Breiga	x		x		x				x	x		x	x			x				
	Dahl																				
	Roudeh Al-Amir Hamzeh	x		x		x		x													
Dayr Alla	Roudeh Al-Amir Hamzeh									x	x			x	x		x				
	Roudeh Al-Amir Hamzeh	x		x		x				x	x			x	x		x				
Dayr Alla	Maesarah and Fanoosh	x		x		x	x			x			x								
	Um Ayash																				
Total		10	3	5	1	9	4	2	3	6	3	2	1	7	0	0	6	1	1	0	0
%		71%	33%	56%	11%	64%	44%	22%	33%	43%	50%	33%	17%	50%	0%	0%	100%	7%	100%	0%	0%

Annex 2-13



**A-15 : Availabilities and Conditions of Medical Equipment and Furniture at Vaccination Room (2)**

Health Directorate	VHC Name	Refrigerator				Ice box				Safety box				Basket of trashes				Baby examination bed							
		Y/N	G	M	B	Y/N	G	M	B	Y/N	G	M	B	Y/N	G	M	B	Y/N	G	M	B				
Irbid	Abu Habeel					x			x	x		x		x		x									
	Al-Khribeh																								
	Ass'arah	x	x			x	x			x	x			x	x										
	Kufur Kyfia									x	x		x	x	x										
	Mandah	x	x			x	x			x	x			x	x										
Mafraq	Tokobol and Om Al-Jadail	x	x			x	x			x	x			x	x										
	Al-Aqeb	x	x			x		x		x	x			x		x									
	Al-Daqmasah	x		x		x	x			x	x			x	x										
	Breiga	x	x			x		x		x	x			x		x									
	Dahl					x			x																
Dayr Alla	Roudeh Al-Amir Hamzeh					x		x		x	x			x		x									
	Roudeh Al-Amir Mohamed	x	x			x			x	x	x			x		x									
Dayr Alla	Maesarah and Fanoosh					x	x			x	x			x	x										
	Um Ayash																								
<b>Total</b>		<b>7</b>	<b>6</b>	<b>1</b>	<b>0</b>	<b>11</b>	<b>5</b>	<b>3</b>	<b>4</b>	<b>11</b>	<b>9</b>	<b>2</b>	<b>0</b>	<b>11</b>	<b>6</b>	<b>5</b>	<b>0</b>	<b>0</b>	<b>0</b>	<b>0</b>	<b>0</b>	<b>0</b>	<b>0</b>	<b>0</b>	<b>0</b>
<b>%</b>		<b>50%</b>	<b>86%</b>	<b>14%</b>	<b>0%</b>	<b>79%</b>	<b>42%</b>	<b>25%</b>	<b>33%</b>	<b>79%</b>	<b>82%</b>	<b>18%</b>	<b>0%</b>	<b>79%</b>	<b>55%</b>	<b>45%</b>	<b>0%</b>	<b>0%</b>	<b>0%</b>	<b>0%</b>	<b>0%</b>	<b>-</b>	<b>-</b>	<b>-</b>	<b>-</b>

Annex 2-14

**A-16 : Availabilities and Conditions of Medical Equipment and Furniture at Waiting Room**

Health Directorate	VHC Name	Benches/ Chairs				Advertisement board				Whiteboard				Complaint & suggestion box				IEC materials				Fan							
		Y/N	G	M	B	Y/N	G	M	B	Y/N	G	M	B	Y/N	G	M	B	Y/N	G	M	B	Y/N	G	M	B				
Irbid	Abu Habeel																												
	Al-Khribeh	x		x														x				x							
	Ass'arah	x	x															x				x							
	Kufur Kyfia	x		x																		x	x						
	Mandah	x			x									x			x	x			x								
Mafraq	Tokobol and Om Al-Jadail	x	x															x				x	x						x
	Al-Aqeb	x		x		x	x																						
	Al-Daqmasah	x			x									x			x												
	Breiga	x			x													x			x								
	Dahl	x		x														x			x	x	x						
Dayr Alla	Roudeh Al-Amir Hamzeh	x			x													x			x								
	Roudeh Al-Amir Mohamed	x		x										x	x			x			x	x	x						
Dayr Alla	Maesarah and Fanoosh	x	x																			x	x						
	Um Ayash	x		x														x				x	x						
<b>Total</b>		<b>13</b>	<b>3</b>	<b>6</b>	<b>4</b>	<b>1</b>	<b>1</b>	<b>0</b>	<b>0</b>	<b>0</b>	<b>0</b>	<b>0</b>	<b>0</b>	<b>3</b>	<b>1</b>	<b>0</b>	<b>2</b>	<b>9</b>	<b>0</b>	<b>4</b>	<b>5</b>	<b>6</b>	<b>5</b>	<b>0</b>	<b>1</b>				
<b>%</b>		<b>93%</b>	<b>23%</b>	<b>46%</b>	<b>31%</b>	<b>7%</b>	<b>100%</b>	<b>0%</b>	<b>0%</b>	<b>0%</b>	<b>-</b>	<b>-</b>	<b>-</b>	<b>21%</b>	<b>33%</b>	<b>0%</b>	<b>67%</b>	<b>64%</b>	<b>0%</b>	<b>44%</b>	<b>56%</b>	<b>43%</b>	<b>83%</b>	<b>0%</b>	<b>17%</b>				

Annex 2-15

## A-17 : Availabilities and Conditions of Medical Equipment and Furniture at Reception and Entrance

Health Directorate	VHC Name	Entrance				Reception																
		Signboard				Desk				Chair				Filling cabinet								
		Y/N	G	M	B	Y/N	G	M	B	Y/N	G	M	B	Y/N	G	M	B					
Irbid	Abu Habeel																					
	Al-Khribeh																					
	Ass'arah					x	x								x		x					
	Kufur Kyfia					x	x					x	x									
	Mandah					x									x			x				
	Tokobol and Om Al-Jadail					x	x							x	x			x				
Mafraq	Al-Aqeb																					
	Al-Daqmasah																					
	Breiqa																x		x			
	Dahl																					
	Roudeh Al-Amir Hamzeh																					
	Roudet Al-Amir Mohamed									x								x	x		x	
Dayr Alla	Maesarah and Fanoosh								x	x					x	x			x	x		
	Um Ayash								x						x				x			x
Total		0	0	0	0	7	4	1	2	6	4	1	1	7	1	2	4					
%		0%	-	-	-	50%	57%	14%	29%	43%	67%	17%	17%	50%	14%	29%	57%					

Annex 2-16

## A-18 : Availabilities and Conditions of Medical Equipment and Furniture at Toilet and Kitchen

Health Directorate	VHC Name	Toilet											Kitchen																	
		Toilet Condition			Water			Sink and tap					Table			Chairs			Sink											
		G	M	B	Y/N	G	M	B	Y/N	G	M	B	Y/N	G	M	B	Y/N	G	M	B	Y/N	G	M	B						
Irbid	Abu Habeel		x			x	x																		x		x			
	Al-Khribeh				x	x																				x			x	
	Ass'arah				x	x	x																			x	x		x	
	Kufur Kyfia	x				x	x																			x			x	
	Mandah					x	x																			x	x			
	Tokobol and Om Al-Jadail					x	x																			x	x			
Mafraq	Al-Aqeb					x																				x			x	
	Al-Daqmasah					x	x																			x	x		x	
	Breiqa					x	x																			x			x	
	Dahl	x				x	x																			x			x	
	Roudeh Al-Amir Hamzeh					x																					x			x
	Roudet Al-Amir Mohamed					x	x																				x			x
Dayr Alla	Maesarah and Fanoosh	x				x	x																							
	Um Ayash					x	x	x																						
Total		3	5	6	13	9	1	3	10	7	2	1	4	2	0	2	5	2	1	2	12	3	5	4						
%		21%	36%	43%	93%	69%	8%	23%	71%	70%	20%	10%	29%	50%	0%	50%	36%	40%	20%	40%	86%	25%	42%	33%						

Annex 2-17

## A-19 : Availabilities and Conditions of Medical Equipment for RH Services (1)

Health Directorate	VHC Name	Stethoscope				Thermometer				Sphygmomanometer				Weigh measure/baby				Height measure/baby				Weight measure /adult				Height measure /adult							
		Y/N	G	M	B	Y/N	G	M	B	Y/N	G	M	B	Y/N	G	M	B	Y/N	G	M	B	Y/N	G	M	B	Y/N	G	M	B				
Irbid	Abu Habeel	x		x		x			x	x	x			x																			
	Al-Khribeh	x	x			x			x	x	x											x	x										
	Ass'arah	x	x			x	x			x	x																						
	Kufur Kyfia	x			x	x			x			x					x				x												
	Mandah	x	x			x	x			x			x																				
Mafraq	Tokobol and Om Al-Jadail	x	x			x	x			x	x																						
	Al-Aqeb	x	x			x	x			x	x																						
	Al-Daqmasah	x	x			x	x			x	x											x	x							x	x		
	Breiga	x	x			x	x			x	x					x				x													
	Dahl	x	x			x	x			x	x																						
Dayr Alla	Roudeh Al-Amir Hamzeh	x			x				x				x				x																
	Roudet Al-Amir Mohamed	x	x			x	x			x	x																						
	Maesarah and Fanoosh	x	x			x	x			x	x																						
Um Ayash	x	x			x	x			x	x																							
<b>Total</b>		14	11	2	1	14	10	1	3	13	11	3	0	3	0	0	3	0	0	0	0	3	3	0	0	2	1	0	1				
<b>%</b>		100%	79%	14%	7%	100%	71%	7%	21%	93%	79%	21%	0%	21%	0%	0%	100%	0%	-	-	-	21%	100%	0%	0%	14%	50%	0%	50%				

Annex 2-18

## A-20 : Availabilities and Conditions of Medical Equipment for RH Services (2)

Health Directorate	VHC Name	Surgical first aid kit				Nebulizer				IV stands				Community bags				Instrument trolley				Auto clamp				Hot air oven							
		Y/N	G	M	B	Y/N	G	M	B	Y/N	G	M	B	Y/N	G	M	B	Y/N	G	M	B	Y/N	G	M	B	Y/N	G	M	B				
Irbid	Abu Habeel	x			x					x			x									x			x					x			x
	Al-Khribeh	x		x		x	x											x	x											x			x
	Ass'arah	x	x			x	x											x			x				x								
	Kufur Kyfia	x	x							x			x																	x			x
	Mandah	x			x																												
Mafraq	Tokobol and Om Al-Jadail	x	x			x	x											x	x							x	x						
	Al-Aqeb	x			x	x	x			x			x					x			x												
	Al-Daqmasah	x			x					x			x					x			x									x			x
	Breiga	x	x			x	x											x			x									x	x		
	Dahl	x	x															x	x							x	x						
Dayr Alla	Roudeh Al-Amir Hamzeh																																
	Roudet Al-Amir Mohamed	x			x				x				x					x			x									x	x		
	Maesarah and Fanoosh									x	x							x	x														
Um Ayash									x	x							x			x													
<b>Total</b>		11	5	2	4	6	5	1	0	7	2	4	1	0	0	0	0	11	4	6	1	3	2	0	1	6	2	3	1				
<b>%</b>		79%	45%	18%	36%	43%	83%	17%	0%	50%	29%	57%	14%	0%	-	-	-	79%	36%	55%	9%	21%	67%	0%	33%	43%	33%	50%	17%				

Annex 2-19

**A-21 : Availabilities of Consumables for RH Services**

Health Directorate	VHC Name	Alcohol	Iodine	Enzymatic detergent	Disposable gloves	Surgical gloves	Needles, syringe	Gauze	Safety box
Irbid	Abu Habeel	1	1	0	1	1	1	1	1
	Al-Khribeh	1	1	1	1	1	1	1	1
	Ass'arah	1	1	0	1	1	1	1	1
	Kufur Kyfia	1	1	1	1	1	1	1	1
	Mandah	1	1	0	1	0	1	1	1
Mafraq	Tokobol and Om Al-Jadail	1	1	0	1	1	1	1	1
	Al-Aqeb	1	1	0	1	1	1	1	1
	Al-Daqmasah	1	1	1	1	1	1	1	1
	Breiga	1	1	0	1	1	1	1	1
	Dahl	1	1	0	1	1	1	1	1
	Roudeh Al-Amir Hamzeh	1	1	0	0	0	1	1	1
	Roudeh Al-Amir Mohamed	1	1	0	1	1	1	1	1
Dayr Alla	Maysara and Fanoush	1	1	0	1	1	1	1	1
	Um Ayash	1	1	0	1	1	1	1	1
Total		14	14	3	13	12	14	14	14
%		100%	100%	21%	93%	86%	100%	100%	100%

Annex 2-20

**A-22 : Availability of IEC Materials**

Health Directorate	VHC Name	Leaflet	Posters	Flip charts for FP	Flip charts for empowerment	Wheel for determining expected delivery date	Wheel for selection of eligible contraceptives
Irbid	Abu Habeel	1	1	0	0	0	0
	Al-Khribeh	0	1	0	0	0	0
	Ass'arah	1	1	0	0	0	0
	Kufur Kyfia	1	0	0	0	0	0
	Mandah	0	1	0	0	0	0
	Tokobol and Om Al-Jadail	1	1	0	0	0	0
Mafraq	Al-Aqeb	1	0	0	0	0	1
	Al-Daqmasah	0	1	0	0	0	0
	Breiga	0	1	0	0	0	0
	Dahl	1	1	0	0	0	0
	Roudeh Al-Amir Hamzeh	0	1	0	0	0	0
	Roudeh Al-Amir Mohamed	1	0	0	0	0	0
Dayr Alla	Maysara and Fanoush	0	0	0	0	0	0
	Um Ayash	0	1	0	0	0	0
Total		7	10	0	0	0	1
%		50%	71%	0%	0%	0%	7%

Annex 2-21

## A-23 : Status of Medical Supply

Health Directorate	VHC Name	Obligated essential medicines	How often to get essential medicines	Who goes to receive essential medicines	Essential medicines stocked out?	Cleanliness of the Shelf	Categorizing by type	Sorting in each type	Labelling	Expire management	Record keeping
Irbid	Abu Habel	1	Every month	Nurse Assistant	No	G	G	G	B	G	M
	Al-Khribeh	1	Every month	Pharmacist	Last year	M	M	M	B	M	M
	Ass'arah	1	Every two months	Pharmacist Assistant	No	G	G	G	G	G	G
	Kufur Kyfia	1	Every month	N/A	1 year ago	M	M	G	B	G	G
	Mandah	1	Every month	N/A	No	G	B	G	B	G	G
	Tokobol and Om Al-Jadail	1	Every two months	Pharmacist Assistant	No	G	G	G	B	G	G
Mafraq	Al-Aqeb	1	Every month	Staff Nurse	No	M	G	G	B	G	M
	Al-Daqmasah	1	Every month	N/A	No	M	B	M	M	B	G
	Breiqa	1	Every month	Nurse Assistant	Last Month	G	G	G	G	M	M
	Dahl	1	Every month	From Nadera center	No stocked out	G	G	B	B	G	G
	Roudeh Al-Amir Hamzeh	1	Every three months	Associated Nurse	No	M	G	M	B	B	B
	Roudet Al-Amir Mohamed	1	Every month	Pharmacist	2 Months ago	G	G	G	M	G	G
Dayr Alla	Maysara and Fanoush	1	Every month	Nurse Assistant	At the end of the month	G	G	G	B	B	G
	Um Ayash	1	Every month	Associated Nurse	No	B	G	B	B	B	B
Total		14									

Note: "G" indicates Good. "M" indicates Medium. "B" indicates Bad.

## Annex 2-22

## A-24 : Conditions of Building and Infrastructure

Health Directorate	VHC Name	Year of Built	Type of building	Owner	Signboards				Interruption of electricity	Pipe line	Tanks filled with buying water	Wells	Ground-line telephone
					Is the signboards for VHC	Wall of VHC building (Visible)	Wall of VHC building (Not visible)	On the road					
Irbid	Abu Habel	20	Part of building	Rental	1	0	1	0	No	1	0	0	1
	Al-Khribeh	35	Part of building	Rental	1	1	0	0	No	1	0	0	1
	Ass'arah	15	Part of building	Rental	1	1	0	0	No	1	0	0	0
	Kufur Kyfia	5	Separate building	Rental	1	1	0	0	No	1	0	1	1
	Mandah	23	Separate building	Rental	1	1	0	0	No	1	0	0	0
	Tokobol and Om Al-Jadail	25	Separate building	Rental	0	0	1	0	Yes (Once a month)	1	0	0	0
Mafraq	Al-Aqeb	32	Separate building	Rental	1	1	0	0	No	1	0	0	0
	Al-Daqmasah	35	Separate building	Rental	1	1	0	0	No	1	0	0	0
	Breiqa	20	Part of building	Rental	1	1	0	0	No	1	0	0	0
	Dahl	20	Part of building	Rental	1	1	0	0	Yes (Once a month)	1	1	0	0
	Roudeh Al-Amir Hamzeh	20	Separate building	Rental	1	1	0	0	No	1	0	1	0
	Roudet Al-Amir Mohamed	17	Separate building	Rental	1	1	0	0	No	1	0	0	0
Dayr Alla	Maysara and Fanoush	0.08	Separate building	Rental	1	1	1	0	No	0	0	0	0
	Um Ayash	20	Part of building	Rental	0	0	1	0	No	1	0	0	0
Average		20.5											
%					86%	79%	29%	0%	14%	93%	7%	14%	21%

## Annex 2-23

**A-25 : Damages of Building and Infrastructure**

Health Directorate	VHC Name	If there are any damage
Irbid	Abu Habeel	General painting, fan for waiting room and air condition in doctor room
	Al-Khribeh	Painting, doors
	Ass'arah	Infrastructure; network is not working (sink in kitchen, outside sink, toilet so bad no washing tools).
	Kufur Kyfia	Toilet
	Mandah	No damage
	Tokobol and Om Al-Jadail	Ground line phone is broken. Toilet is no water. No Ac at nursing room and doctor room
Mafraq	Al-Aqeb	Toilet door need to be fixed
	Al-Daqmasah	Inside Painting
	Breiqa	Painting, No Air Condition, Windows
	Dahl	There's no
	Roudeh Al-Amir Hamzeh	Windows, walls, ,need doors for doctor room
	Roudet Al-Amir Mohamed	Painting walls, water pipe, no fan , no air condition
Dayr Alla	Maysara and Fanoush	New building
	Um Ayash	Renovation for bathroom, need sink for the kitchen and infrastructure network



Project for Improvement of  
Services at Village Health  
Centers (VHCs) in Rural Host  
Communities of Syrian Refugees



## Baseline Household Survey for Married Women (15-49) in Rural Areas in Irbid, Jordan 2016

March, 2017

## Table of Contents

1. Purpose of Baseline Household Survey .....	9
2. Methodology .....	9
3. Target and Sampling .....	9
3-1 Target .....	9
3-2 Sampling.....	9
4. Key Outcomes .....	10
5. Survey Questions.....	10
6. Results .....	10
6-1 Basic Characteristics of the Respondents.....	10
1) Age.....	10
2) Education.....	11
3) Marital Status .....	11
4) Fertility Trends.....	12
5) Working Status.....	13
6-2 Household Conditions.....	13
1) Nationality.....	13
2) Number of Household Members .....	13
3) Economic Status .....	13
6-3 Family Planning and Reproductive Health .....	14
1) Pregnancy and Unwanted Pregnancy.....	14
2) Family Planning .....	15
6-4 Antenatal and Postnatal Care .....	19
1) Antenatal Care.....	19
2) Delivery.....	19
3) Postnatal Care.....	20
6-5 Knowledge of VHCs and Its Usage .....	21
1) Knowledge of VHCs in Their Villages.....	21
2) Usage of VHCs <Key Outcome>.....	21
6-6 Health Promotion .....	22
1) Health Education Sessions .....	22
2) Home Visits.....	22
3) Health Promotion Activities in Their Villages.....	22
4) Sources of Reproductive Health Information.....	23
ANNEX 1	Questionnaire
ANNEX 2	All Data



## Brief Note

### 1. Purpose of the Survey

- To understand current situations of married women at reproductive age (15-49 years old)
- To measure impact of the project by comparison between the baseline and endline surveys

### 2. Methodology

- The survey administered using structured questionnaire and interviewed by female trained researchers.
- Systematic random sampling was employed to access to eligible married women at age 15-49 years old.

### 3. Target and Samples

Intervention Villages	Expected Sample Number	Actual Number	Comparison Villages	Expected Sample Number	Actual Number
Assa'ara	85	98	Nattfieh	123	121
Mandah	125	148	Makhraba	94	100
Kufur Kefia	63	62	Saydoor	116	118
Abu Habil	92	77	Izmalieh	91	105
Al-khariabeh	135	126	Fsalleh	76	64
Total	500	511		500	508
Ground Total				1,019	

### 4. Survey Structure

- Characteristics of respondents
- Household conditions
- Family planning trends
- Use of village health centers (VHCs)
- Health promotion

### 5. Results

#### 5-1. Characteristics of Respondents

Characteristics	VHC
Mean age (years old)	34.4
Education, year completed	11.6 years
Mean age of first marriage (years old)	21.3
Mean age of first birth (years old)	22.4
Mean number of live children	3.46
Desired mean number of children	4.25
Worked in the last year	13.0%

## 5-2. Household Conditions

### 1) Nationality

	Numbers of respondents	Distribution
Jordanian	973	95.5%
Syrian	43	4.2%
Others	3	0.3%
Total	1,019	100.0%

- Mean number of household member: 5.56 (Mean of Irbid 4.72, Census 2015).

### 2) Household Financial Situation

	Average
Mean of monthly income	386.44 JOD
Mean of monthly expenditures	446.37 JOD

## 5-3. Family Planning Trends

- Unmet pregnancy
  - Among women who are currently pregnant (n=100), 23.0% of them did not want to be pregnant
  - Among women who had delivery in the past 2 years (n=169), 25.4% thought it was not wanted pregnancies.

### 2) Contraceptive Prevalence Rate

Method	VHC survey (n=869)	JPFHS2012 (n=10,801)
Modern method	47.9%	42.3%
Traditional methods	23.0%	18.9%
Any methods	70.9%	61.2%
Not Using any methods	29.1%	38.8%
Total	100.0%	100.0%

### 3) Contraceptive Methods

Method	VHC survey	JPFHS2012
IUD	40.0%	21.3%
Pills	14.1%	8.1%
Condoms	7.6%	7.9%
Female sterilization	3.6%	2.2%
Withdrawal	30.3%	14.3%

### 4) Places of Obtaining Modern Contraceptives

Place	VHC survey	JPFHS2012
CHC/PHC	31.1%	34.9%
JAFPP	10.0%	10.6%
Private Clinic	11.3%	20.1%

### 5) Recognition of Effectiveness of Family Planning Methods

Recognition	VHC	JCAP*
Modern methods are less effective	8.6%	5.5%
Modern methods are equally effective	7.9%	17.8%
Modern methods are more effective	72.7%	65.1%
Don't know/No Answer	10.4%	11.7%
Total	100.0%	100.0%

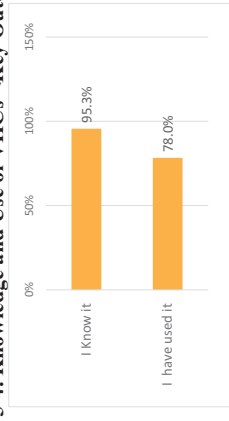
Note: \* Knowledge, Attitudes, and Practice toward Family Planning and Reproductive Health among Married Women of Reproductive Age in Selected Districts in Jordan, Report 2015. Jordan Communication, Advocacy and Policy Project (JCAP).

**<Key Outcome>** According to the "100 Core Health Indicators" issued by WHO, a new indicator "Demand for family planning satisfied with modern method" was calculated. The result is shown in Table 3, 55.5% for all and 56.6% for Intervention and 54.5% for Comparison. Intervention is slightly higher than the Comparison (2.1 points).

### Demand for family planning satisfied with modern method by Village

Ass'arah	Mandah	Kutur Kyfia	Abu Habel	Al-Khifabeh	Intervention	Nattfeih	Makhraba	Saydoor	Izmalleh	Esalleh	Com-parison	Total
52.5%	65.2%	50.0%	55.8%	53.9%	56.6%	61.6%	54.5%	56.4%	45.7%	51.2%	54.5%	55.5%

## 5-4. Knowledge and Use of VHCs <Key Outcome>

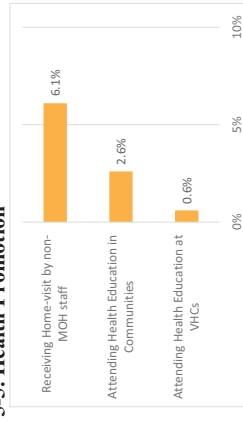


### Knowledge of VHCs and Its Usage

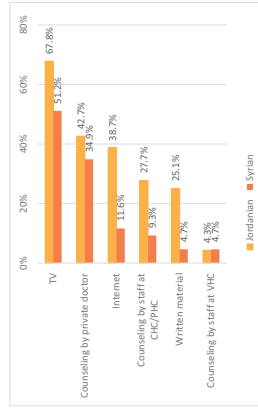
VHC	Percentage
General medical examination	81.4%
Vaccination for children	37.5%
FP counseling	1.1%
FP methods	1.2%
ANC	1.6%
PNC	0.4%
Women's disease	4.2%
Health education session	0.0%

Services used in the last 12 months (n=757)

## 5-5. Health Promotion



### Exposure to health promotion activities



Sources of RH Information (by Jordanian and Syrian)

## 6. Preliminary Discussions

- Trends of FP practice are better than the national trends. However, there are still rooms to be improved, especially accurate knowledge/ misconception of modern methods.
- Usage of VHCs is higher than the project expectation. But, RH services had been received due to no service availability.
- Exposure to health promotion activities in communities is very limited. The project needs to activate them through strengthening MOH instructions, training and supervisions.
- Health promotion activation needs to be collaborated with other partners.

End

## 1. Purpose of Baseline Household Survey

- To understand current situations of the project site.
- To evaluate the project effectiveness by comparison between before and after project intervention.
- To measure impact of the health promotion intervention by comparison between focus VHCs and non-focus VHCs.

## 2. Methodology

- Quasi-experimental study.
- Two round repeated cross-sectional household surveys, before and after intervention at both intervention and its matched comparison sites.
- The survey will be administered by using structured questionnaire
- Systematic random sampling was employed to access to eligible married women of age 15-49 years old.

## 3. Target and Sampling

### 3-1 Target

Target are currently married women in reproductive age (MWRA) aged 15-49 residing in 10 villages where Village Health Centers (VHCs) are located in Irbid. Out of those, 5 intervention villages were selected those from the project focus VHC have while 5 comparison villages are selected those from village where non-focus VHCs exist, in the same health districts.

The project focus VHCs were set in five health districts, namely Irbid, Al-Taybeh, Al-Koura, Al-Aghwar Al-Shamaliyyeh and Bani Kinanah districts. To select comparison villages, matching method was employed. In each health district, one or two comparison were selected according to population size. Other matching criteria are size of population, number of households in villages, mean number of household members, number of Syria residences, VHCs services provision, and mean numbers of VHC clients per month.

### 3-2 Sampling

The survey team estimated that the contraceptive prevalence rate (CPR) using modern methods would be 41% in rural area based on the Jordan Population and Family Health Survey 2012 (JPFHS 2012), and estimated 9% increase, up to 50%. The team obtained that we will need at least 421 samples. In consideration of stratification effect as well as availability of the eligible women, the team will increase our sample size as 500 from each cluster. For the baseline survey, to be implemented prior to intervention, we will collect 500 from intervention sites and another 500 from comparison sites.

Table 1 shows expected sample number and actual numbers by village.

Table 1: Sampling Numbers

Intervention Villages	Expected Sample Numbers	Actual Numbers	Comparison Villages	Expected Sample Numbers	Actual Numbers
A: Assara	85	98	F: Natfieh	123	121
B: Mandah	125	148	G: Makkhraba	94	100
C: Kufor Keffa	63	62	H: Saydoor (Al-Westiyah)	116	118

D: Abu Habib	92	77	I: Izmalieh	91	105
E: Alkhriabeh	135	126	J: Esaleih	76	64
Total	500	511	500	508	508
Ground Total					1,019

It should be noted that the intervention and comparison villages are preselected and are not random. As a result, the overall features in this survey does not reflect the entire Irbid governorate.

#### 4. Key Outcomes

- Demand for family planning satisfied with modern methods (based on "Global Reference List of 100 Core Health Indicators, 2015," WHO)
- Usage of VHCs

#### 5. Survey Questions

The survey questions consists of five (5) sections as follows.

- Respondents Background
- Household Conditions
- Family Planning and Reproductive Health
- Use of Village Health Centers
- Health Promotion

#### 6. Results

As Table 1 shown, the total number of the respondents are 1,019, sample number from the intervention villages is 511, and those from the comparison villages is 508. The followings are results of the survey.

##### 6-1 Basic Characteristics of the Respondents

###### 1) Age

- The mean age of respondents is 34.38 years (SD: 8.02), with 34.38 years (SD:7.87) for Intervention and 34.38 years (SD:8.17) for Comparison. The age categories are distributed as shown Table below (Q102).

	Intervention	Comparison	Total
15-19	9 1.8%	11 2.2%	20 2.0%
20-24	43 8.4%	51 10.0%	94 9.2%
25-29	109 21.3%	99 19.5%	208 20.4%
30-34	98 19.2%	92 18.1%	190 18.6%
35-39	117 22.9%	97 19.1%	214 21.0%
40-44	64 12.5%	94 18.5%	158 15.5%
45-49	71 13.9%	64 12.6%	135 13.2%
Total	511 100.0%	508 100.0%	1019 100.0%

Average	34.38	34.38	34.38
sample standard deviation	7.87	8.17	8.02

#### 2) Education

- Percent distribution of completed educational level shows in Table below (Q104).

	Intervention	Comparison	Total
No education	5 1.0%	2 0.4%	7 0.7%
Old system			
Elementary	16 3.1%	9 1.8%	25 2.5%
Preparatory	24 4.7%	26 5.1%	50 4.9%
Secondary	33 6.5%	49 9.6%	82 8.0%
New system			
Basic	99 19.4%	92 18.1%	191 18.7%
Secondary	187 36.6%	182 35.8%	369 36.2%
Intermediate diploma	61 11.9%	62 12.2%	123 12.1%
Bachelor	84 16.4%	75 14.8%	159 15.6%
Higher	2 0.4%	11 2.2%	13 1.3%
Total	511 100.0%	508 100.0%	1019 100.0%

- Total years of completed education is 11.6 years (11.5 years for intervention and 11.7 years for comparison)(Q105). It indicates that most women successfully completed secondary education (10 years in the new system) and tend to drop out in the second year of the higher education.

	Intervention	Comparison	Total
Average	11.46	11.69	11.57
sample standard deviation	3.08	3.02	3.05

#### 3) Marital Status

- Almost all respondents (98.7%) live with their husbands (98.8% for intervention and 98.6% for comparison)(Q108). A few (2.9%, 30 women) respondents answered their husbands have other wives (Q109).
- The mean age of first marriage is 21.3 years old (21.1 years for intervention and 21.6 years for comparison) (Q111).

	Intervention	Comparison	Total
14-19	197 38.6%	195 38.4%	392 38.5%
20-24	237 46.4%	205 40.4%	442 43.4%
>=25	76 14.9%	107 21.1%	183 18.0%
No answer	1 0.2%	1 0.2%	2 0.2%

Total	511	508	1019
	100.0%	100.0%	100.0%
Average sample standard deviation	21.05	21.61	21.32
	4.32	4.80	4.57

#### 4) Fertility Trends

- More than ninety percent of respondents (92.1%) had ever given birth (92.2% for intervention and 92.1% for comparison)(Q112).
- The mean age of first delivery was 22.4 years old (22.2 years for intervention and 22.5 years for comparison)(Q113).

Q 113: Age at First Delivery (n=939)

	Intervention	Comparison	Total
15-19	112	115	227
	23.8%	24.6%	24.2%
20-24	258	224	482
	54.8%	47.9%	51.3%
25-29	73	104	177
	15.5%	22.2%	18.8%
30-34	23	16	39
	4.9%	3.4%	4.2%
>=35	4	7	11
	0.8%	1.5%	1.2%
No answer	1	2	3
	0.2%	0.4%	0.3%
Total	471	468	939
	100.0%	100.0%	100.0%
Average sample standard deviation	22.19	22.53	22.36
	3.87	4.14	4.01

- The mean number of live children is 3.46 (3.53 for intervention and 3.38 for comparison)(Q114). Among women have live children, the mean number of children is 3.75, with 3.83 for intervention and 3.67 for comparison.

Q114: Average Number of Children (N=1,019)

	Intervention	Comparison	Total
0	40	40	80
	7.8%	7.9%	7.9%
1	54	58	112
	10.6%	11.4%	11.0%
2	86	83	169
	16.8%	16.3%	16.6%
3	82	86	168
	16.0%	16.9%	16.5%
4	96	102	198
	18.8%	20.1%	19.4%
5	54	63	117
	10.6%	12.4%	11.5%
6	51	38	89
	10.0%	7.5%	8.7%
>7	48	37	85
	9.4%	7.3%	8.3%
No answer	0	1	1
	0.0%	0.2%	0.1%
Total	511	508	1019
	100.0%	100.0%	100.0%
Average sample standard deviation	3.53	3.38	3.46
	2.19	2.03	2.11

- About 8.0% (75 women, out of 939) of respondents have died children after live births (Q115).

#### 5) Working Status

- The percentage of women who have worked in the last 12 months is 13.0% (Q116). Among them, 74.2% is employee, 12.9% is employer or Self-employed while 12.9% is unpaid worker (Q117). Major areas of occupation are Education (mainly school teachers) 38.6%, followed by agriculture 25.0% and professional /scientific and technician 9.8% (Q118).

#### 6-2 Household Conditions

##### 1) Nationality

- The number of Syria nationality is 43 (4.2%)(Q201). It is very low compared with the Syrian refugee percentages in Irbid by the National Census 2015.

Q201: Nationality (N=1,019)

	Intervention	Comparison	Total
Jordanian	484	489	973
	94.7%	96.3%	96.5%
Syrian	26	17	43
	5.1%	3.3%	4.2%
Other	1	2	3
	0.2%	0.4%	0.3%
Total	511	508	1019
	100.0%	100.0%	100.0%

##### 2) Number of Household Members

- The mean number of household member is 5.47, which is bigger than the mean of Irbid (4.72) from Census 2015 (to be confirmed)(Q204). Its intervention areas is 5.53 while comparison areas is 5.41, which indicates the comparison areas have slight smaller household members than the intervention areas.

Q204: Number of Persons Living with the Respondents (Including herself) (N=1,019)

	Intervention	Comparison	Total
2	36	28	64
	7.0%	5.5%	6.3%
3	51	58	109
	10.0%	11.4%	10.7%
4	74	82	156
	14.5%	16.1%	15.3%
5	82	99	181
	16.0%	19.5%	17.8%
6	108	109	217
	21.1%	21.5%	21.3%
7	62	63	125
	12.1%	12.4%	12.3%
8	47	35	82
	9.2%	6.9%	8.0%
9	18	20	38
	3.5%	3.9%	3.7%
>=10	18	11	29
	3.5%	2.2%	2.6%
No answer	15	3	18
	2.9%	0.6%	1.8%
Total	511	508	1019
	100.0%	100.0%	100.0%
Average sample standard deviation	5.53	5.41	5.47
	2.08	1.98	2.03

##### 3) Economic Status

- The mean household monthly income is 386.4JD, with 381.1JD for Intervention and 391.7JD for comparison (Q206).

Q206: Monthly Household Income (N=1,019)

	Intervention	Comparison	Total
<200	36	46	82
	7.0%	9.1%	8.0%
200+ <300	70	72	142
	13.7%	14.2%	13.9%
300+ <400	190	168	358
	37.2%	33.1%	35.1%
400+ <500	106	107	213
	20.7%	21.1%	20.9%
>=500	86	99	185
	16.8%	19.5%	18.2%
Don't know	23	15	38
	4.5%	3.0%	3.7%
Don't want to answer	0	1	1
	0.0%	0.2%	0.1%
Total	511	508	1019
	100.0%	100.0%	100.0%
Average	381.14	391.70	386.44
sample standard deviation	176.76	295.32	243.54

- The average monthly household expenditure is 446.37JD, with 440.37 JD for intervention and 452.33JD for comparison (Q207).

Q207: Monthly Household Expenditure (N=1,019)

	Intervention	Comparison	Total
<300	82	74	156
	16.0%	14.6%	15.3%
300+ <400	128	135	263
	25.0%	26.6%	25.8%
400+ <500	103	105	208
	20.2%	20.7%	20.4%
500+ <600	67	75	142
	13.1%	14.8%	13.9%
>=600	101	95	196
	19.8%	18.7%	19.2%
Don't know	29	24	53
	5.7%	4.7%	5.2%
Don't want to answer	1	0	1
	0.2%	0.0%	0.1%
Total	511	508	1019
	100.0%	100.0%	100.0%
Average	440.37	452.33	446.37
sample standard deviation	208.69	310.44	264.59

### 6-3 Family Planning and Reproductive Health

#### 1) Pregnancy and Unwanted Pregnancy

- Approximately 10% (9.8%, n=100) of respondents are currently pregnant (Q301). Among them, 23.0% of them did not want to be pregnant, with 20.4% for intervention and 26.1% for comparison (Q302). Among those who were not intended to be pregnant, 69.6% of them thought not good timing and 30.4% of them did not want child any more (Q303).

Q302: Met/Unmet Pregnancy for Current Pregnancy (n=100)

	Intervention	Comparison	Total
Yes	43	34	77
	79.6%	73.9%	77.0%
No	11	12	23
	20.4%	26.1%	23.0%
Total	54	46	100
	100.0%	100.0%	100.0%

Q303: Timing or Limitation (n=23)

	Intervention	Comparison	Total
Later	6	10	16
	54.5%	83.3%	69.6%
No more	5	2	7
	45.5%	16.7%	30.4%
Total	11	12	23
	100.0%	100.0%	100.0%

- Among all respondents, 16.6% (n=169) had delivery in the past 2 years and are in postpartum period now (Q305). Among them, 25.4% of respondents thought it was not wanted pregnancies (Q306). Compared between Intervention and Comparison, 10.2 points are different, with 21.2% for Intervention and 31.4% for Comparison. The Comparison has much more unwanted pregnancies occurred.

Q306: Met/Unmet Pregnancy in the last 2 years (n=169)

	Intervention	Comparison	Total
Yes	78	48	126
	78.8%	68.6%	74.6%
No	21	22	43
	21.2%	31.4%	25.4%
Total	99	70	169
	100.0%	100.0%	100.0%

- Among those who did not want the last pregnancy (n=43), 74.4% said that pregnancy timing was not suitable, should be later while 25.6% did not want more children at all at that pregnant timing (Q307).

Q307: Timing or Limitation (n=43)

	Intervention	Comparison	Total
Later	14	18	32
	66.7%	81.8%	74.4%
No more	7	4	11
	33.3%	18.2%	25.6%
Total	21	22	43
	100.0%	100.0%	100.0%

#### 2) Family Planning

- Table 2 shows the trend of currently using any contraceptive methods among fecund women. The contraceptive prevalence rate by modern methods is 47.8% (only modern method + both modern and traditional methods) while traditional methods is 23.0%. No use of contraceptives occupies 29.1%.

Table 2: Contraceptive Prevalence Rate (among fecund women, n=869)

	Intervention	Comparison	Total
Modern method	207	209	416
	47.2%	48.6%	47.9%
traditional method	104	96	200
	23.7%	22.3%	23.0%
Sub-total	311	305	616
	70.8%	70.9%	70.9%
No contraception	128	125	253
	29.2%	29.1%	29.1%
Total	439	430	869
	100.0%	100.0%	100.0%

- Among women who currently practice family planning, the kinds of contraceptives used are IUD (40.0%), withdrawal (30.3%), Pills (14.1%) in order (Q310). These results are much higher than the results of JCAP survey 2015, which presented 22.8% for IUD, 12.3% for withdrawal, 9.6% for Pills in the North region. Regarding male condom user rate is 7.6%, which is higher than expected (JCAP results, 6.0%).

Q310: Contraception Methods (Multiple answers) (n=617)

	Intervention n=311	Comparison n=306	Total n=617
<Modern Methods>			
IUD	122 39.2%	125 40.8%	247 40.0%
Injectables	6 1.9%	4 1.3%	10 1.6%
Implants	4 1.3%	0 0.0%	4 0.6%
Pills	40 12.9%	47 15.4%	87 14.1%
Male Condom	18 5.8%	29 9.5%	47 7.6%
Female Condom	0 0.0%	0 0.0%	0 0.0%
Diaphragm	0 0.0%	0 0.0%	0 0.0%
Foam/Jelly	0 0.0%	0 0.0%	0 0.0%
Locational Amenorrhea Method (LAM)	1 0.3%	0 0.0%	1 0.2%
Female Sterilization	15 4.8%	7 2.3%	22 3.6%
Male Sterilization	0 0.0%	0 0.0%	0 0.0%
Other modern method	1 0.3%	0 0.0%	1 0.2%
<Traditional Methods>			
Rhythm Method (Calendar/period method)	6 1.9%	3 1.0%	9 1.5%
Withdrawal	96 30.9%	91 29.7%	187 30.3%
Breastfeeding (Traditional)	3 1.0%	3 1.0%	6 1.0%
Other traditional Method	0 0.0%	0 0.0%	0 0.0%

- Among women who currently practice family planning, most common facilities where they obtain it are comprehensive health centers/ primary health centers (CHCs/PHCs) (31.1%), followed by private clinic (11.3%), and JAFPP (Jordan Association for Family Planning and Protection) (10.9%)(Q311). The CHCs/PHCs seems playing important role to deliver FP methods.

Q311: Source of Modern Contraceptive Methods (Multiple answers) (n=617)

	Intervention n=311	Comparison n=306	Total n=617
<Public>			
Gov. hospital	9 2.9%	8 2.6%	17 2.8%
University hospital	0 0.0%	1 0.3%	1 0.2%
Comprehensive health center (CHC)/primary health center (PHC)	83 26.7%	109 35.6%	192 31.1%
Village health center	2 0.6%	2 0.7%	4 0.6%
Royal medical services	5 1.6%	3 1.0%	8 1.3%
Other public (Specify)	0 0.0%	0 0.0%	0 0.0%
<Private>			
Private Hospital	4 1.3%	1 0.3%	5 0.8%
Private clinic	48 15.4%	22 7.2%	70 11.3%
JAFPP	26 8.4%	41 13.4%	67 10.9%
UNRWA clinic	7 2.3%	7 2.3%	14 2.3%

	Intervention n=311	Comparison n=306	Total n=617
Other non-governmental organization	0 0.0%	0 0.0%	0 0.0%
Pharmacy	20 6.4%	18 5.9%	38 6.2%
Other Private (Specify)	1 0.3%	0 0.0%	1 0.2%

- Decision to use contraceptive tends to be made by jointly women herself and her husbands (86.6%)(Q313).

Q313: Decision of Using Contraception (N=1,019)

	Intervention n=511	Comparison n=508	Total n=1019
Mainly myself	34 6.7%	39 7.7%	73 7.2%
Mainly husband/partner	8 1.6%	5 1.0%	13 1.3%
Joint decision	436 85.3%	446 87.8%	882 86.6%
Other	33 6.5%	18 3.5%	51 5.0%
Total	511 100.0%	508 100.0%	1019 100.0%

- Most of husband (87.5%) agree with the use of contraception while 8.3% of husbands do not agree with (Q314).

Q314: Husband's Agreement with Using Contraception (N=1,019)

	Intervention n=511	Comparison n=508	Total n=1019
Yes	442 86.5%	450 88.6%	892 87.5%
No	49 9.6%	36 7.1%	85 8.3%
Don't Know	20 3.9%	22 4.3%	42 4.1%
Total	511 100.0%	508 100.0%	1019 100.0%

- Mean ideal number of children is 4.25, which is more than the current number of children (3.46) (Q315). It is also higher than the results of the JCAP survey 2015 (3.7).

Q315: Ideal Number of Children for Your Family (N=1,019)

	Intervention n=511	Comparison n=508	Total n=1019
1-2	47 9.2%	48 9.4%	95 9.3%
3	80 15.7%	64 12.6%	144 14.1%
4	223 43.6%	225 44.3%	448 44.0%
5	75 14.7%	82 16.1%	157 15.4%
6	57 11.2%	53 10.4%	110 10.8%
>=7	27 5.3%	31 6.1%	58 5.7%
96	0 0.0%	2 0.4%	2 0.2%
98	1 0.2%	3 0.6%	4 0.4%
No answer	1 0.2%	0 0.0%	1 0.1%
Total	511 100.0%	508 100.0%	1019 100.0%
Average	4.22	4.27	4.25
sample standard deviation	1.42	1.43	1.42



- Nearly half (47.6%) respondents want to have child in the future. Current number of children (3.46), and the results of Q315 and Q317 indicate that many of them are still in reproduction phase.

Q317: Desire to Have Children in the Future (N=1,019)

	Intervention	Comparison	Total
Yes	239	246	485
	46.8%	48.4%	47.6%
No	268	254	522
	52.4%	50.0%	51.2%
Don't Know	4	8	12
	0.8%	1.6%	1.2%
Total	511	508	1019
	100.0%	100.0%	100.0%

- Among women who want more child, 35.7% want to within one year while 20.6% want after 3 years and more and 17.7% are within 1-2 years and 9.3% are after 2 years and more (Q318). Those who are thinking spacing need to be considered appropriate FP uses.

Q318: Timing to Have the Next Children (n=485)

	Intervention	Comparison	Total
Within the next 12 months	76	97	173
	31.8%	39.4%	35.7%
Within 1-2 years	47	39	86
	19.7%	15.9%	17.7%
After 2 years and more	23	22	45
	9.6%	8.9%	9.3%
After 3 years and more	48	52	100
	20.1%	21.1%	20.6%
When God wants	44	36	80
	18.4%	14.6%	16.5%
Don't Know	1	0	1
	0.4%	0.0%	0.2%
Total	239	246	485
	100.0%	100.0%	100.0%

- Among all women, 68.3% think they are going to use modern FP method in the future (Q319). Among them, most preferable method is IUD (64.2%), followed by Pills (16.7%) (Q320).

Q319: Future Use of Modern Contraceptive Methods (N=1,019)

	Intervention	Comparison	Total
Yes	340	356	696
	66.5%	70.1%	68.3%
No	151	136	287
	29.5%	26.8%	28.2%
Don't Know	20	16	36
	3.9%	3.1%	3.5%
Total	511	508	1019
	100.0%	100.0%	100.0%

- The survey team asked the recognition of modern method effectiveness. More than 70% of the respondents think modern methods effective than traditional methods (Q323). On the contrary 8.6% of respondents believe modern methods are less effective than traditional methods and 7.9% of them think these are equally effective. Women's recognition of preferences of traditional methods probably came from fear of infertility or fear of side effects of the modern methods.

Q323: Knowledge of Effectiveness of FP Methods (N=1,019)

	Intervention	Comparison	Total
Modern methods are less effective	41	47	88
	8.0%	9.3%	8.6%
Modern methods are equally effective	38	42	80
	7.4%	8.3%	7.9%
	375	366	741

Modern methods are more effective	73.4%	72.0%	72.7%
Don't know	54	52	106
	10.6%	10.2%	10.4%
No answer	3	1	4
	0.6%	0.2%	0.4%
Total	511	508	1019
	100.0%	100.0%	100.0%

- Related to Q323, the survey team also asked what are obstacle in using modern FP method by women surrounding them. The most significant obstacle is fear of health problem (84.2%)(Q324).

Q324: Recognition of Reasons for Not-use a Modern Contraception (N=1,019)

	Intervention	Comparison	Total
Fear of health problem	437	424	861
	85.5%	83.5%	84.5%
Want to more children to fulfill maternal role	96	99	195
	18.8%	19.5%	19.1%
Perception of self as fertile and desirable	3	13	16
	0.6%	2.6%	1.6%
Fear of being abandoned by the husband	6	7	13
	1.2%	1.4%	1.3%
Husband may take another wife	26	20	46
	5.1%	3.9%	4.5%
Other	14	23	37
	2.7%	4.5%	3.6%
Don't know	30	33	63
	5.9%	6.5%	6.2%

- <Key Outcome> According to the "100 Core Health Indicators" issued by WHO, a new indicator "Demand for family planning satisfied with modern method" was calculated. The result is shown in Table 3, 55.5% for all and 56.6% for Intervention and 54.5% for Comparison. Intervention is slightly higher than the Comparison (2.1 points).

Table 3: Demand for family planning satisfied with modern method by Village

Assara	Manda	Kurur	Abu	Al-	Saydo	Izmaile	Esalle	Compara	Total
h	h	Kyfa	Habeel	Khriabeh	or	h	h	on	
h	h	h	h	h	h	h	h	h	
52.5%	65.2%	50.0%	55.8%	53.9%	56.6%	61.6%	54.5%	51.2%	55.5%
						45.7%	51.2%	54.5%	%

## 6-4 Antenatal and Postnatal Care

### 1) Antenatal Care

- The percentage of women who had live birth in the last one year is 21.1% (Q350).
- About Antenatal care (ANC), 99.1% of respondents received ANC during the last pregnancy in the last one year. Mean numbers of ANC frequencies is 7.85 times (Q354). The timing of receiving the first ANC is at the 2.01 months of pregnancy (Q353).

### 2) Delivery

- All women had deliver at hospitals in the last year (Q355). Majority of delivery places are governmental hospitals (61.9%), followed by the Royal medial services facilities (20.9%). No delivery occurred at home.



Q355: Place of Delivery in the Last 12 months (n=215)

	Intervention	Comparison	Total
Your home / Other home	0	0	0
<Public>	0.0%	0.0%	0.0%
Gov. hospital	68	65	133
	62.4%	61.3%	61.9%
University hospital	2	1	3
	1.8%	0.9%	1.4%
Royal medical services	25	20	45
	22.9%	18.9%	20.9%
Others public	0	0	0
<Private>	0.0%	0.0%	0.0%
Private hospital	14	20	34
	12.8%	18.9%	15.8%
NGO hospital	0	0	0
	0.0%	0.0%	0.0%
NGO clinic	0	0	0
	0.0%	0.0%	0.0%
Total	109	106	215
	100.0%	100.0%	100.0%

### 3) Postnatal Care

- Among women who had delivery in the last one year, the percentage of those who received postnatal care (PNC) in 6 weeks after delivery was only 35.3% (Q356). Compared with JPFHS 2012, our result was much lower than the result of 89.0% in Irbid by JPFHS 2012.

Q356: Postnatal Care during 6 weeks after Birth (n=215)

	Intervention	Comparison	Total
Yes	35	41	76
	32.1%	38.7%	35.3%
No	74	65	139
	67.9%	61.3%	64.7%
Total	109	106	215
	100.0%	100.0%	100.0%

- About timing of receiving the first PNC, within 7 days after delivery is only 28.9% (Q357). Fifteen days or later are occupied 42.1%.

Q357: Timing of the First PNC (n=76)

Days	Intervention	Comparison	Total
<=7	9	13	22
	25.7%	31.7%	28.9%
8+ <=14	12	10	22
	34.3%	24.4%	28.9%
>=15	14	18	32
	40.0%	43.9%	42.1%
Total	35	41	76
	100.0%	100.0%	100.0%

- During PNC check-up, 61.8% of respondents received information or counseling on family planning (Q358). Since provision of family planning counseling is one of important national strategy to promote appropriate family planning uses, it needs to be addressed.

Q358: Receiving FP Information or Counseling at PNC (n=76)

	Intervention	Comparison	Total
Yes	23	24	47
	65.7%	58.5%	61.8%
No	12	17	29
	34.3%	41.5%	38.2%
Total	35	41	76
	100.0%	100.0%	100.0%

### 6-5 Knowledge of VHCs and Its Usage

#### 1) Knowledge of VHCs in Their Villages

- The percentage of the respondents who know the VHC in their village is 95.3% (Q402). It is much higher than the survey team expected.

Q402: Recognition of the VHC in Community (N=1,019)

	Intervention	Comparison	Total
Yes	494	477	971
	96.7%	93.9%	95.3%
No	17	31	48
	3.3%	6.1%	4.7%
Total	511	508	1019
	100.0%	100.0%	100.0%

#### 2) Usage of VHCs <Key Outcome>

- The percentage of the respondents who have used the VHC in their village is 78.0% in the last one year (Q404). It is also higher than the team expectation.

Q404: Usage of the VHC in the last 1 Year (n=971)

	Intervention	Comparison	Total
Yes	381	366	757
	79.1%	76.7%	78.0%
No	103	111	214
	20.9%	23.3%	22.0%
Total	494	477	971
	100.0%	100.0%	100.0%

- Among those who have used the VHCs in the last one year, the most common services they used are general medical examination by practitioners (81.4%) and vaccination for children (37.5%)(Q406). Since RH services are not providing at almost all HCs, respondents received those services are very few.

Q406: Services Used in the VHC (n=757)

	Intervention	Comparison	Total
	n=391	n=366	n=757
Vaccination for children	144	140	284
	36.8%	38.3%	37.5%
FP counseling	1	7	8
	0.3%	1.9%	1.1%
FP methods	5	4	9
	1.3%	1.1%	1.2%
ANC	3	9	12
	0.8%	2.5%	1.6%
PNC	3	0	3
	0.8%	0.0%	0.4%
Women's disease,	17	15	32
General medical	4.3%	4.1%	4.2%
examination	83.6%	289	616
	83.6%	79.0%	81.4%
Counseling	7	19	26
	1.8%	5.2%	3.4%
Health education session	0	0	0
	0.0%	0.0%	0.0%
Others	31	22	53
	7.9%	6.0%	7.0%

## 6-7 Health Promotion

### 1) Health Education Sessions

- The respondents who attended health education session at VHCs in the last 12 months was only 6 persons (0.6%), while health education sessions in their community was 27 persons (2.6%) (Q501 and Q502).

Q501: Attended Health Education Sessions at VHCs in the Last 12 months (N=1,019)

	Ass'arah	Mandah	Kufur Kyfia	Abu Habel	Al-Khriabeh	Intervention	Nattfieh	Makhraba	Saydoor	Izmalieh	Esaleh	Comparison	Total
Yes	2	1	0	1	0	4	0	0	0	2	0	2	6
No	96	147	62	76	126	507	121	100	118	103	64	506	1013
	98.0%	99.3%	100.0%	98.7%	100.0%	99.2%	100.0%	100.0%	100.0%	98.1%	100.0%	99.6%	99.4%
Total	98	148	62	77	126	511	121	100	118	105	64	508	1019
	100.0%	100.0%	100.0%	100.0%	100.0%	100.0%	100.0%	100.0%	100.0%	100.0%	100.0%	100.0%	100.0%

Q502: Attended Group Education Sessions in Your Community (N=1,019)

	Ass'arah	Mandah	Kufur Kyfia	Abu Habel	Al-Khriabeh	Intervention	Nattfieh	Makhraba	Saydoor	Izmalieh	Esaleh	Comparison	Total
Yes	5	7	2	1	0	15	2	3	2	5	0	12	27
No	93	141	60	76	126	496	119	97	116	100	64	496	992
	94.9%	95.3%	96.8%	98.7%	100.0%	97.1%	98.3%	97.0%	98.3%	95.2%	100.0%	97.6%	97.4%
Total	98	148	62	77	126	511	121	100	118	105	64	508	1019
	100.0%	100.0%	100.0%	100.0%	100.0%	100.0%	100.0%	100.0%	100.0%	100.0%	100.0%	100.0%	100.0%

### 2) Home Visits

- Home visits by HC staff was received only 7 persons (0.7%) while Home visits by others organization was 61 person (6.0%)(Q503 and Q504).

Q503: Received Home-visits by HC's staffs (N=1,019)

	Ass'arah	Mandah	Kufur Kyfia	Abu Habel	Al-Khriabeh	Intervention	Nattfieh	Makhraba	Saydoor	Izmalieh	Esaleh	Comparison	Total
Yes	3	1	0	0	0	4	1	1	1	1	0	3	7
No	95	147	62	77	126	507	120	99	116	104	64	503	1010
	96.9%	99.3%	100.0%	100.0%	100.0%	99.2%	99.2%	99.0%	98.3%	99.0%	100.0%	99.0%	99.1%
No answer	0	0	0	0	0	0	0	0	2	0	0	2	2
	0.0%	0.0%	0.0%	0.0%	0.0%	0.0%	0.0%	0.0%	1.7%	0.0%	0.0%	0.4%	0.2%
Total	98	148	62	77	126	511	121	100	118	105	64	508	1019
	100.0%	100.0%	100.0%	100.0%	100.0%	100.0%	100.0%	100.0%	100.0%	100.0%	100.0%	100.0%	100.0%

Q504: Received Home-visits by Other Organization in Your Community (N=1,019)

	Ass'arah	Mandah	Kufur Kyfia	Abu Habel	Al-Khriabeh	Intervention	Nattfieh	Makhraba	Saydoor	Izmalieh	Esaleh	Comparison	Total
Yes	14	33	0	1	0	48	3	1	8	0	1	13	61
No	84	115	62	76	126	463	118	99	110	105	63	495	958
	85.7%	77.7%	100.0%	98.7%	100.0%	90.6%	97.5%	99.0%	93.2%	100.0%	98.4%	97.4%	94.0%
Total	98	148	62	77	126	511	121	100	118	105	64	508	1019
	100.0%	100.0%	100.0%	100.0%	100.0%	100.0%	100.0%	100.0%	100.0%	100.0%	100.0%	100.0%	100.0%

### 3) Health Promotion Activities in Their Villages

- Woman who have involved in any community health committee in their community is only one (0.1%)(Q505)

- Women who know NGOs/Charities/Collaborated charity working in health issues in their communities are 54 persons (5.3%)(Q506).

Q506: Availability of NGOs/Charities Working in Health Issues in Your Community (N=1,019)

	Ass'arah	Mandah	Kufur Kyfia	Abu Habel	Al-Khriabeh	Intervention	Nattfieh	Makhraba	Saydoor	Izmalieh	Esaleh	Comparison	Total
Yes	0	28	9	0	1	38	4	0	2	10	0	16	54
No	92	110	45	77	125	449	111	92	112	88	64	467	916
	93.9%	74.3%	72.6%	100.0%	99.2%	87.9%	91.7%	92.0%	94.9%	83.8%	100.0%	91.9%	89.9%
Don't know	6	10	8	0	0	24	6	7	4	7	0	24	48
	6.1%	6.8%	12.9%	0.0%	0.0%	4.7%	5.0%	7.0%	3.4%	6.7%	0.0%	4.7%	4.7%
No answer	0	0	0	0	0	0	0	1	0	0	0	1	1
	0.0%	0.0%	0.0%	0.0%	0.0%	0.0%	0.0%	1.0%	0.0%	0.0%	0.0%	0.2%	0.1%
Total	98	148	62	77	126	511	121	100	118	105	64	508	1019
	100.0%	100.0%	100.0%	100.0%	100.0%	100.0%	100.0%	100.0%	100.0%	100.0%	100.0%	100.0%	100.0%

### 4) Sources of Reproductive Health Information

- Most common source of RH information is "TV" (67.0%), followed by "Counseling private doctor" (42.5%), "Internet" (37.6%), and "Counseling by staff at Comprehensive/Primary health center (CHCs/PHCs)" (26.9%) and "Relative/family" (22.9%). The CHCs/PHCs seem an important role of RH information delivery points.

Q507: Sources of RH Information (Multiple answers) (N=1,019)

	Ass'arah	Mandah	Kufur Kyfia	Abu Habel	Al-Khriabeh	Intervention	Nattfieh	Makhraba	Saydoor	Izmalieh	Esaleh	Comparison	Total
Counseling by staff at VHC	15	4	0	5	4	28	6	5	3	0	2	16	44
	15.3%	2.7%	0.0%	6.5%	3.2%	5.5%	5.0%	5.0%	2.5%	0.0%	3.1%	3.1%	4.3%
Counseling by staff at Comprehensive/Primary health center	15	56	19	13	14	117	41	28	43	39	6	157	274
	15.3%	37.8%	30.6%	16.9%	11.1%	22.9%	33.9%	28.0%	36.4%	37.1%	9.4%	30.9%	26.9%
Counseling by private doctor	48	59	30	24	54	215	45	52	61	31	29	218	433
	49.0%	39.9%	48.4%	31.2%	42.9%	42.1%	37.2%	52.0%	51.7%	29.5%	45.3%	42.9%	42.5%
Counseling by NGO health staff	22	18	3	6	3	52	8	2	12	10	0	32	84
	22.4%	12.2%	4.8%	7.6%	2.4%	10.2%	6.6%	2.0%	10.2%	9.5%	0.0%	6.3%	8.2%
Group lecture in the community	7	14	5	2	7	35	1	3	3	4	3	14	49
	7.1%	9.5%	8.1%	2.6%	5.6%	6.8%	0.8%	3.0%	2.5%	3.8%	4.7%	2.8%	4.8%
Community awareness event	0	1	0	0	3	4	0	0	0	2	0	2	6
	0.0%	0.7%	0.0%	0.0%	2.4%	0.8%	0.0%	0.0%	0.0%	1.9%	0.0%	0.4%	0.6%
Sermon	1	1	0	0	0	2	0	0	0	0	0	0	2
	1.0%	0.7%	0.0%	0.0%	0.0%	0.4%	0.0%	0.0%	0.0%	0.0%	0.0%	0.0%	0.2%
Written material (brochure, magazine, flyer, newspaper)	11	36	21	18	37	123	24	29	24	30	16	123	246
	11.2%	24.3%	33.9%	23.4%	29.4%	24.1%	19.8%	25.0%	20.3%	28.6%	25.0%	24.2%	24.1%
Internet	34	59	25	20	58	196	47	44	43	23	30	187	383
	34.7%	39.9%	40.3%	26.0%	46.0%	38.4%	38.8%	44.0%	36.4%	21.9%	46.9%	36.8%	37.6%
Radio	4	3	1	3	1	12	6	2	4	0	2	14	26
	4.1%	2.0%	1.6%	3.9%	0.8%	2.3%	5.0%	2.0%	3.4%	0.0%	3.1%	2.8%	2.6%

ANNEXES

ANNEX 1 Questionnaire

ANNEX 2 All Data

TV	62	92	37	57	89	337	77	66	80	73	50	346	683
	63.3%	62.2%	59.7%	74.0%	70.6%	65.9%	63.6%	66.0%	67.8%	69.5%	78.1%	68.1%	67.0%
SMS/text	4	4	4	1	10	23	10	3	2	3	2	20	43
Relative / Family	4.1%	2.7%	6.5%	1.3%	7.9%	4.5%	8.3%	3.0%	1.7%	2.9%	3.1%	3.9%	4.2%
Friends / Neighbors	5.1%	24.3%	30.6%	15.6%	35.7%	117	17	11	23	38	27	116	233
	5.1%	10.1%	11.3%	7.8%	12.7%	22.9%	14.0%	11.0%	19.5%	36.2%	42.2%	22.8%	22.9%
Studying / Courses	0	3	3	0	3	9	2	1	2	7	2	14	23
	0.0%	2.0%	4.8%	0.0%	2.4%	1.8%	1.7%	1.0%	1.7%	6.7%	3.1%	2.8%	2.3%
UNRWA	0	0	0	7	0	7	0	0	0	7	0	7	14
	0.0%	0.0%	0.0%	9.1%	0.0%	1.4%	0.0%	0.0%	0.0%	6.7%	0.0%	1.4%	1.4%
Others	0	2	2	2	7	13	0	1	0	2	0	3	16
	0.0%	1.4%	3.2%	2.8%	5.6%	2.5%	0.0%	1.0%	0.0%	1.9%	0.0%	0.6%	1.6%
Never	1	2	0	0	3	6	2	1	2	0	0	5	11
	1.0%	1.4%	0.0%	0.0%	2.4%	1.2%	1.7%	1.0%	1.7%	0.0%	0.0%	1.0%	1.1%
Don't know	0	0	0	1	0	1	0	0	1	0	0	1	2
	0.0%	0.0%	0.0%	1.3%	0.0%	0.2%	0.0%	0.0%	0.8%	0.0%	0.0%	0.2%	0.2%



**ANNEX 1**



**Project for Improvement of Services at Village Health Centers (VHCs) in Rural Host Communities of Syrian Refugees**

**Final**

20160923

**Baseline Household Survey for Married Women (15-49) in the Rural Areas of Irbid, Jordan**

**2016**

Hello, my name is ..... I am a researcher of the Ministry of Health/JICA project for Improvement of Services at Village Health Center in Rural Host Communities of Syrian Refugees with technical advice of Juntendo University in Japan. We are conducting a survey on women's health in Irbid. The information we collect will help the Ministry measure the outcome of our project.

Your family has been randomly selected to participate in this study. I would like to ask you some questions about your family, your thoughts and behaviors concerning reproduction. Questions normally take about 15 to 30 minutes. All answers you will provide us will be kept anonymous and confidential. Furthermore, your answers will be compiled with answers from other respondents and will not be shared with anyone other than members of our survey team.

You are not obligated to participate in this study, but we hope you agree to answer the questions, as your opinion is very important. We would highly appreciate your participation and your cooperation in answering questions concerning you. If I ask you any question you don't want to answer, just let me know. I will go on to the next question or you can stop the interview at any time. In case you need more information about the survey, you can contact the person listed on the leaflet.

Do you have any questions?

May I begin the interview now?

TO: Researchers:

=> Please get the lady's signature in BOX of "Signature of the Interviewee" on the Cover page


NOW START INTERVIEW,  
➡ GO ON the FIRST PAGE

JICA Project for Improvement of Services  
at Village Health Centers in Rural Host  
Communities of Syrian Refugees

Total serial number

District and Village	Koura	Irbid capital
AL-Aghwar Al-Shamaliyyeh	3: Kufur Kyfia	1: Ass' atrah
4: Abu Habel		
8: Izmalieh	7 Saydoor (Al-Westiyah)	5: Natfieh

Serial No. of Cluster	رقم التسلسلي لتجمع السكان
Serial number of House Hold	رقم الأسرة في منطقة الحد
Name of the head of House Hold	اسم رب الأسرة
Contact Mobile Number	رقم هاتف
	رقم هاتف الزوج في حال عدم الاستجابة



المملكة الأردنية الهاشمية  
وزارة الصحة  
MOH

The Hashemite Kingdom of Jordan  
MOH

استبيان مسح السكان والمساكن  
Household Survey Questionnaire

عدد النساء المتزوجات الموجودات في المنزل أثناء الزيارة (49 - 15 سنة)	Available number of married women in household (15-49 years old)
---	--

117

تاريخ الزيارة Date of visit	تاريخ الزيارة Date of Second visit
اسم الباحثة Research name	
وقف القيد الميداني Field Supervisor's sign	

1. Completed	تمت الإجابة	Result Codes
2. No eligible Women (married aged 15-49) exist	المرأة المستجيبة غير موجودة	
3. No eligible Women (married aged 15-49) at home	المرأة ليست بالمنزل لا يوجد أحد في المنزل	
4. Nobody Home	لا يوجد أحد في المنزل	
5. Housing Unit Vacant	المسكن خال	
6. Refused by husband	الزوج رفض	
7. Refused by wife	الزوجة رفضت	
8. Other (Specify)	أخرى ( حدد )	

Signature of the Interviewee  
توقيع الباحثة

I received the explanation and agree to cooperate  
the survey.  
تلقيت شرح وافق وأوافق على التعاون في المسح

اسم مدخل البيانات	التاريخ Date
Data entry person	

000	Record the time.	Hour ..... ( ) Minutes ..... ( )
-----	------------------	-------------------------------------

SECTION 1 : RESPONDENT'S BACKGROUND

NO.	QUESTIONS AND FILTERS	CODING CATEGORIES	SKIP
101	<Age> In what month and year were you born?	( ) month ( ) year If the woman doesn't know the month. If the woman doesn't know the year. Please use the family book as much as possible. Age in completed years ( ) year Don't know 98	
102	How old were you at your last birthday?	Yes 1 No 2	104
103	<Education of woman and her husband> Have you ever attended school?	Old system Elementary 1 Preparatory 2 Secondary 3 New system Basic 4 Secondary 5 Intermediate diploma 6 Bachelor 7 Higher 8	106
104	What is the highest level of school you attended: old elementary, old preparatory, old secondary, new basic, new secondary, intermediate diploma, bachelor, or higher?	Elementary 1 Preparatory 2 Secondary 3 Basic 4 Secondary 5 Intermediate diploma 6 Bachelor 7 Higher 8	
105	What is the highest grade you completed?	Grade ( ) years Yes 1 No 2	107
106	Has your husband ever joined any school?	Old system Elementary 1 Preparatory 2 Secondary 3 New system Basic 4 Secondary 5 Intermediate diploma 6 Bachelor 7 Higher 8	108
107	What is the highest level of school your husband completed?	Old system Elementary 1 Preparatory 2 Secondary 3 New system Basic 4 Secondary 5 Intermediate diploma 6 Bachelor 7 Higher 8	
108	<Husband situations> Is your husband living with you now or is he staying elsewhere?	Living with her 1 Staying elsewhere 2	
109	Does your husband have another wife (other wives) besides you?	Yes 1 No 2	110
110	Including yourself, in total, how many wives does your husband have?	Total number of wives ( ) persons	111
111	<Women's marital and fertility> How old were you when you first marriage?	Age ( ) years old	
112	Have you ever given birth during your life?	Yes 1 No 2	113
113	How old were you at the birth of your first child?	( ) years old	116
116	How many sons and daughters, whom you have given birth and who are alive?	Don't know 98 Son ( ) persons Daughter ( ) persons	
115	Have you ever given birth to a boy and girl who was born alive but later died?	Yes 1 No 2	



310	Which method are you using now? (Circle all mentioned)	<Access reasons> Lack of access/ too far / inconvenient to get 27 Too much time to obtain 28 Cost too much to use 29 <Provider/facility reasons> Lack of female providers 30 Lack of privacy 31 Provider offers limited methods 32 Provider did not give method requested 33 Requested methods not available 34 Inadequate counseling 35 Negative experience with FP provider 36 Other (Specify) 96 Don't know 98	311
311	Where did you obtain (CURRENT METHOD) the current methods? <Only for modern methods> (Circle all mentioned)	<Modern Methods> IUD 1 Injections 2 Implants 3 Pills 4 Male Condom 5 Female Condom 6 Diaphragm 7 Foam/Jelly 8 Localonal Amenorrhea Method (LAM) 9 Female Sterilization 10 Male Sterilization 11 Other modern method 12 (Specify) <Traditional Methods> Rhythm Method (Calendar/ period method) 13 Withdrawal 14 Breastfeeding (Traditional) 15 Other traditional Method 16 (Specify) <Public> Gov. hospital 1 University hospital 2 Comprehensive health center (CHC) /primary health center (PHC) 3 Village health center 4 Royal medical services 5 Other public (Specify) 6 <Private> Private Hospital 7 Private clinic 8 JAFPP 9 UNRWA clinic 10 Other non-governmental organization 11 Pharmacy 12 Other Private (Specify) 13 No one (by Myself) 1 Doctor 2 Nurse 3 Midwife 4 Husband 5 Mother/Mother in law 6 Other relative 7 Friends 8 Neighbors 9 Community outreach workers 10 Social workers 11 Other 96 (Specify)	313
312	Who advised you to use this method? (Circle all mentioned)	Mainly myself 1 Mainly husband/partner 2 Joint decision 3 Other (Specify) 96	
313	Would you say that using contraception is mainly your decision, mainly your husband's decision, or you both decide together? (Circle one)		

314	Does your husband agree with using contraception? (Circle one)	Yes No	1 2
315	What number of children (son / daughter) do you think suitable for your family? (Circle one)	Don't Know Number ( ) Others ( ) (Specify: ) Don't know	98 96 98
316	Does your husband want the same number of children that you want, or does he want more, or fewer than you want? (Circle one)	Same number More children Fewer children Don't Know	1 2 3 98
317	<For future> Do you want to have a baby in the future? (Circle one)	Yes No Don't Know	1 2 98
318	When do you want to have your next baby? (Circle one)	Within the next 12 months Within 1-2 years After 2 years and more After 3 years and more When God wants Other (specify)	1 2 3 4 5 96 98
319	Do you think that you will use a modern FP method to delay or avoid pregnancy in the future? (Circle one)	Yes, will use No, will not use Don't Know	1 2 98
320	Which method is most likely to be selected by you in the future? (Circle all mentioned)	<Modern Methods> IUD Injections Implants Pills Male Condom Female Condom Diaphragm Foam/Jelly Localonal Amenorrhea Method (LAM) Female Sterilization Male Sterilization Other modern method (Specify: ) <Traditional methods> Rhythm Method (Calendar/ period method) Withdrawal Breastfeeding (Traditional) Other traditional Method (Specify: ) Don't Know	1 2 3 4 5 6 7 8 9 10 11 12 13 14 15 16 98
321	<Knowledge of FP> From one menstrual period to the next, are there certain days when a woman is more likely to become pregnant? (Circle one)	Yes No Don't know	1 2 98
322	If yes, when is this time? (Circle one)	Just before her period begins During her period Right after her period has ended Halfway between two periods Other (Specify: )	1 2 3 4 96
323	Do you think that modern methods are less effective, equally effective or more effective than traditional methods for preventing pregnancy? (Circle one)	Modern methods are less effective Modern methods are equally effective Modern methods are more effective Don't know	1 2 3 98
324	In your observation, what are the personal, family or social reasons that prevent women from using a modern method of FP? <Don't read out> (Circle one)	Fear of being abandoned by the husband Husband may take another wife Want to more children to fulfill maternal role Perception of self as fertile and desirable Don't know	1 2 3 4 98



- Antenatal and Postnatal Care -

NO.	QUESTIONS AND FILTERS	CODING CATEGORIES	SKIP
350	Have you had live births in the last 12 months before now? (Circle one)	Yes No	1 2 351 401
351	During the pregnancy in the last 12 months, did you see anyone for antenatal care? (Circle one)	Yes No	1 2 352 355
352	If yes: Where did you go to receive antenatal care? Anyone else? (Circle one)	<Public> Gov. hospital University hospital Comprehensive health center (CHC) /primary health center (PHC) Village health center Royal medical services Other public (Specify: _____) <Private> Private Hospital Private Clinic JAFPP Other private (Specify: _____) Number of months ( _____ ) months Don't know	1 2 3 4 5 6 7 8 9 96 98
353	How many months pregnant were you when you first received antenatal care for this pregnancy?	Number of times ( _____ ) times Don't know	98
354	How many times did you receive antenatal care during this pregnancy?	Your home / Other home <Public> Gov. hospital University hospital Royal medical services Others public (Specify: _____) <Private> Private hospital NGO hospital NGO clinic Others private (Specify: _____)	1 2 3 4 5 6 7 8 9
355	About delivery in the last 12 months, where did you give birth? (Circle one)	Yes No Don't know	1 2 98
356	During the 6 weeks after birth, did you go to the health facilities (see doctors) or did health workers come to your home to check your health? (Circle one)	( _____ ) hours ( _____ ) days Don't know Yes No Don't know	98 1 2 401
357	How long after delivery did the first check take place?	( _____ ) hours ( _____ ) days Don't know	98
358	During this check-ups, did you receive information or counseling about family planning? (Circle one)	Yes No Don't know	1 2 98

NO.	QUESTIONS AND FILTERS	CODING CATEGORIES	SKIP
401	Who usually makes the decisions about your visits related to RH care and FP services? <Don't read answers> (Circle one)	Respondent Husband Respondent and husband jointly Senior male family member Senior female family member Other (Specify: _____)	1 2 3 4 5 96
402	Do you know (NAME of the VHC nearest to the respondent)? (Circle one)	Yes No	1 2 404 403
403	Do you know comprehensive health center (CHC) / Primary health center (PHC) nearby? (Circle one)	Yes No	1 2 404
404	Have you used (NAME of VHC or CHC/PHC) in the last 1 year? (Circle one)	Yes No	1 2 406 405
405	<For who did not use VHCs or CHC/PHC> Why do not you use the HC? (Circle all mentioned)	I don't know what kinds of services they are providing There are no services I need There is no medical doctor Attitude of staff at the VHC is not good Far from home Services are limited Drugs are limited I am using Comprehensive Center nearby I am using Primary Health Center nearby I am using a Hospital I am using a NGO's Health facility I am using a private hospital/clinic Others (Specify) Don't know	1 2 3 4 5 6 7 8 9 10 11 12 96 98
406	<For who use VHCs or CHC/PHC> Have you ever used the following services in the HC? (Circle all mentioned) <Please Read out>	Vaccination for children FP counseling FP methods ANC PNC Women's disease, General medical examination Counseling Health education session Others (Specify)	1 2 3 4 5 6 7 8 9 96
407	How do you go to the HC you used or the nearest HC from your house if you try to go? Please answer your main means. (circle one)	On foot Private car Taxi Bus/ minibus (service) Others (specify)	1 2 3 4 96
408	How many minutes does it take by above mean?	Don't know ( _____ ) minutes	98
409	How much does it cost by above mean? <Note: for one way> <To all women>	Don't know ( _____ ) JD Don't know	98 98
410	Have you received any outreach services by mobile clinic, meaning a car with health workers and equipment visit your neighborhood and provide health services)? (Circle all mentioned)	No, never received Vaccination services Maternal care Baby care Family planning General medical services Dental services Health Education Don't know	1 2 3 4 5 6 7 8 98

SECTION 4: Use of Village Health Center



**SECTION 5: Health Promotion (for the Last 12 months)**

NO	QUESTIONS AND FILTERS	Yes	NO	CODING CATEGORIES	SKIP
501	Have you attended any health education sessions at VHCs in the <b>last 12 months</b> ? (Circle one)	Yes	No	1	2
502	Have you attended any group education sessions in your <b>current</b> communities? (Circle one)	Yes	No	1	2
503	Have you received any home-visits by HC's staffs in <b>your current place</b> ? (Circle one)	Yes	No	1	2
504	Have you received any home-visits by other organization in <b>your current place</b> (including volunteers, etc.)? (Circle one)	Yes	No	1	2
505	Have you involved a community health committee in your <b>current</b> community? (Circle one)	Yes	No	1	2
506	Are there any NGOs/Collaborated charity working in health issues in your <b>current</b> community? (Circle one)	Yes	No	1	2
			Don't Know	2	98

<Source of RH information>



507	Please indicate any sources of RH information you obtained? (Circle all mentioned) <Read Out>	Counseling by staff at VHC Counseling by staff at Comprehensive/Primary health center Counseling by private doctor Counseling by NGO health staff Group lecture in the community Community awareness event Sermon Written material (brochure, magazine, flyer, newspaper) Internet Radio TV SMS/text Never Others (specify) Don't know	1 2 3 4 5 6 7 8 9 10 11 12 13 96 98
-----	---	--	---

900	Record the time.	Hour ..... ( ) Minutes ..... ( )
-----	------------------	-------------------------------------

مشروع تحسين الخدمات في المراكز الصحية الفرعية في المناطق المنخفضة للسوريين	<b>Total serial number</b>
--	----------------------------

District and Village	Koura	Al-Taybeh	Irbid capital
4: Abu Habeeel	3: Kufur Kyfia	2: Mandah	1: Ass'arah
ابو هابيل	كفر كيفيا	مندح	اسرة
8: Izmailieh	7: Saydoor	6: Makhraba	5: Natffifch
الزمايه	(Al-Westyyah)	مخربا	ناطفة
	صينور		

رقم البلوك	
رقم العنق	
Name of the Interviewee	
Contact Mobile Number	



  
 الوكالة اليابانية للتعاون الدولي  
 JICA  
 Japan International Cooperation Agency

استبيان مسح السكان والمسكن  
 Household Survey Questionnaire  
 عدد النساء المتزوجات الموجودات في المنزل أثناء الزيارة في  
 (15 - 49 سنة)  
 Available number of married women in household (15-49 years old)

تاريخ الزيارة Date of visit	تاريخ الزيارة الأولى Date of First visit	تاريخ الزيارة الثانية Date of Second visit	تاريخ الزيارة الثانية Date of the second visit
اسم الباحثة Research name			
توقيع المشرف الميداني Field Supervisor's sign			

1. Completed 2. No eligible Women (married aged 15-49) exist 3. No eligible Women (married aged 15-49) at home 4. Nobody Home 5. Housing Unit Vacant 6. Refused by husband 7. Refused by wife 8. Other (Specify)	تمت الإجابة 1. المرأة المستهدفة غير موجودة 2. المرأة ليست بالمنزل 3. لا يوجد أحد في المنزل 4. المسكن خال 5. الزوج رفض 6. الزوجة رفضت 7. أخرى (حدد)	Result Codes
---	---	--------------

Signature of the Interviewee توقيع السيدة	I received the explanation and agree to cooperate the survey. تلقيت شرح وأوافق على التعاون في المسح
--	--

اسم مدخل البيانات	(التاريخ) Date
<b>Data entry person</b>	

0000	وقت بدم المقابلة
.....	الساعة
.....	دقيقة

### القسم الأول: خلفية عامة عن السيدة: Background:

الرقم	الاسئلة	الديال و الترميز	الاقتلاات
101	العمر تاريخ ميلادك (الشهر والسنة) ؟ ( ) الشهر ( ) السنة ( )		
102	ما هو عمرك في اخر عدو ميلادك ؟ ( ) لا اعرف ( )		
103	الدرجة التعليمية للمرأة وزوجها هل سبق لك الالتحاق بالمرسمة؟ ( ) نعم ( ) لا ( )		
104	ما هي اولى مرحلة دراسية التحقت بها: هل هي ابتدائي، اعدادي، ثانوي قديم، اساسي، ثانوي جديد، ديبلوم متوسط، بكالوريوس، دراسات عليا؟ ( ) ابتدائي ( ) اعدادي ( ) ثانوي ( ) اساسي ( ) ثانوي ( ) الديبلوم المتوسط ( ) بكالوريوس ( ) دراسات عليا ( )		
105	ما هو عدد السنوات الدراسية التي اتميت بها اولى مرحلة دراسية بنجاح ؟ ( ) نعم ( ) لا ( )		
106	هل التحق زوجك بالمرسمة؟ ( ) نعم ( ) لا ( )		
107	ما هي اولى درجة علمية وصل اليها زوجك؟ ( ) ابتدائي ( ) اعدادي ( ) ثانوي ( ) اساسي ( ) ثانوي ( ) الديبلوم المتوسط ( ) بكالوريوس ( ) دراسات عليا ( )		
108	وضع الزوج هل يعيش زوجك عادة معك في هذا المسكن ام في مكان اخر؟ ( ) يعيش معها ( ) يعيش في مكان اخر ( )		
109	هل لدى زوجك زوجة / زوجات بالإضافة لك؟ ( ) نعم ( ) لا ( )		
110	بما قديم انت، ما هو العدد الكلي للزوجات ؟ ( ) عدد الزوجات ( )		
111	خبرة المرأة هل هو عمرك عندما تم الزواج ؟ ( ) نعم ( ) لا ( )		
112	هل سبق لك الانجاب في حياتك؟ ( ) نعم ( ) لا ( )		
113	ما هو عمرك عند انجاب الطفل الاول ؟ ( ) لا اعرف ( )		
114	ما هو عدد اولادك وبناتك ؟ ( ) الولد ( ) البنات ( )		
115	هل لديك اطفال متوفاين ؟ ( ) نعم ( ) لا ( )		

الرقم	الاسئلة	الديال و الترميز	الاقتلاات
116	حالة العمل للمرأة هل كان لديك عمل خلال ال 12 شهر الماضية حتى ولو ساعة واحدة؟ ( ) نعم ( ) لا ( )		
117	ما هي حالتك العملية ؟ هل انت مستخدمة بأجر، صاحبة عمل مع وجود مستخدمين، تعملين لحسابك دون وجود مستخدمين، تعملين لنفس الأسرة دون أجر او تعملين لدى غيرك دون أجر؟ (اختر اجابة واحدة) ( ) موظف بأجر ( ) صاحبة عمل مع وجود موظفين آخرين ( ) تعمل لحسابك دون وجود موظفين آخرين ( ) تعمل لدى الأسرة دون أجر ( ) تعمل لدى غيرك دون أجر ( )		
118	ما هي ميثاقك الرئيسية؟ اي ما نوع العمل الذي تقومين به بشكل رئيسي؟ (اختر اجابة واحدة) ( ) الإدارة العامة ( ) عمال الخدمات، متجر، سوق والمجان في مجال المبيعات ( ) التعليم ( ) الأنشطة المهنية والمهنية والتقنية ( ) الصناعة ( ) مزارعين ( ) الأنشطة الخدمات الغائرية ( ) أخرى ( ) (حدد)		

### القسم الثاني: خصائص المسكن Household:

الرقم	الاسئلة	الديال و الترميز	الاقتلاات
201	ما هي جنسيته؟ ( ) أردنية ( ) سورية ( ) أخرى ( حدد ) ( ) نعم ( ) لا ( )		
202	هل تم تسجيل عائلتك في وزارة الداخلية ( او في مكتب / مخفر شرطة ) ؟ ( ) نعم ( ) لا ( )		
203	في اي شهر وسنة بدأت العيش في مسكنك الحالي ؟ ( ) أخرى ( حدد ) ( ) لا اعرف ( )		
204	كم شخص يعيش معك في المنزل ( بما فيهم انت ) ؟ ( ) 1. 1. رايو ( ) 2. 2. 1. 1. 2. 2. لا ( ) 3. 3. 1. 1. 2. 2. لا ( ) 4. 4. 1. 1. 2. 2. لا ( ) 5. 5. 1. 1. 2. 2. لا ( ) 6. 6. 1. 1. 2. 2. لا ( ) 7. 7. 1. 1. 2. 2. لا ( ) 8. 8. 1. 1. 2. 2. لا ( ) 9. 9. 1. 1. 2. 2. لا ( ) 10. 10. 1. 1. 2. 2. لا ( ) 11. 11. 1. 1. 2. 2. لا ( ) 12. 12. 1. 1. 2. 2. لا ( ) 13. 13. 1. 1. 2. 2. لا ( ) 14. 14. 1. 1. 2. 2. لا ( ) العدد؟ ( ) 15. 15. 1. 1. 2. 2. لا ( ) العدد؟ ( ) 16. 16. 1. 1. 2. 2. لا ( ) 17. 17. 1. 1. 2. 2. لا ( ) كم العدد؟ ( ) 18. 18. 1. 1. 2. 2. لا ( ) الأسرة ( )		
205	هل تتوفر الأجهزة المنزلية التالية في منزلك؟ ( ) 1. 1. 2. 2. لا ( ) 2. 2. 1. 1. 2. 2. لا ( ) 3. 3. 1. 1. 2. 2. لا ( ) 4. 4. 1. 1. 2. 2. لا ( ) 5. 5. 1. 1. 2. 2. لا ( ) 6. 6. 1. 1. 2. 2. لا ( ) 7. 7. 1. 1. 2. 2. لا ( ) 8. 8. 1. 1. 2. 2. لا ( ) 9. 9. 1. 1. 2. 2. لا ( ) 10. 10. 1. 1. 2. 2. لا ( ) 11. 11. 1. 1. 2. 2. لا ( ) 12. 12. 1. 1. 2. 2. لا ( ) 13. 13. 1. 1. 2. 2. لا ( ) 14. 14. 1. 1. 2. 2. لا ( ) العدد؟ ( ) 15. 15. 1. 1. 2. 2. لا ( ) العدد؟ ( ) 16. 16. 1. 1. 2. 2. لا ( ) 17. 17. 1. 1. 2. 2. لا ( ) كم العدد؟ ( ) 18. 18. 1. 1. 2. 2. لا ( ) الأسرة ( )		
206	كم تقدرين مجموع دخل الأسرة الشهوري من جميع المصادر ؟ ( ) لا تعرف ( ) لا تزيد الاجابة ( )		
207	كم تقدرين مجموع التناق الأسرة الشهوري ؟ ( ) لا تعرف ( ) لا تزيد الاجابة ( )		

للإجابة : ( قرأة جميع الاجهزة )

القسم الثالث : الصحة الاجابية وتنظيم الأسرة  
Family Planning : تنظيم الأسرة

الاسئلة	الرقم	البدائل والتعليق
هل انت حامل حاليا؟ (أكثر اجابة واحدة)	301	نعم لا غير متأكد
المرأة الحامل في الوقت الذي أصبحت فيه حاملا، هل كنت راجية في الحمل اتالاه؟ (اجابة واحدة)	302	نعم لا
هل كنتي راجية في الانتظار لبعض الوقت، ام كنت غير راجية في انجاب المزيد من الاطفال ؟ (اجابة واحدة)	303	راجية في الانتظار غير راجية في المزيد
النساء غير الحوامل هل ما زلت تفضين ( الدورة الشهرية ) ؟	304	لا في مرحلة النفاس نعم نعم لكن عدم اولي / عدم ثانوي لا ، في سن الاجل / ازالة الرحم لا ، لا يوجد دورة شهرية ابدا اخرى ( حدد )
النساء في مرحلة النفاس هل لديك اطلاق بعمر الستين او اقل ؟ (دائرة واحدة) اذا كلفت الاجابة نعم، اذكر الاسم )	305	نعم لا لا اجابة
عندما تم الحمل بالطلق (المذكور في السؤال السابق 305 ) ، هل كنتي تريدين ان تصبحي حامل في ذلك الوقت ؟ (دائرة واحدة)	306	لا نعم لا
هل كنتي تريدين التقليل المذكور بالسؤال السابق 305 في وقت لاحق او لا تريدين بالمزيد من الاطفال في ذلك الوقت؟ (دائرة واحدة)	307	لاحقا غير راجية في المزيد
النساء كافة ( وسائل منع الحمل ) في الوقت الحالي هل تعطين شيئا او تستخدمي اي وسيلة لتأخير او تجنب الحمل ؟ (أكثر اجابة واحدة)	308	نعم لا
ما هي الاسباب /مخاوف التي تمنعك من استعمال اية وسائل حديثة لتنظيم الأسرة ؟	309	حامل في مرحلة النفاس الريد المزيد من الاطفال الخوف من فقد القدرة على الحمل فقدان العاطفة /معايرة متقلبة اسباب مرتبطة بعدم الخصوبة توقف الطمث / استعمال الرحم العلم
معارضة الاستعمال	310	معارضة السيدة معارضة الزوج معارضة الآخرين اسباب دينية الاعراض الجانبية تؤثر على وظائف الجسم تغييرات على المزاج زيادة الوزن والوخا اوجاع الراس والوجعة نزيف او عدم انتظام الحيض خطر الإصابة بالسرطان خطر على الصحة لا تستطيع الاستعمال بسبب مخاطر صحية سابقة الخوف من الاعراض الجانبية اسباب مرتبطة بالاستعمال
اسباب مرتبطة بالاستعمال	311	تسبب تناولها مخاطر فشل استعمال الوسيلة/عدم الفعالية صعوبة الاستعمال عدم الملائمة (يتعارض مع المعائير) صعف المرفة
عدم المعرفة اي وسيلة عدم المعرفة اي مصدر الخدمة	312	صعف المرفة صعف المرفة

الاسئلة	الرقم	البدائل والتعليق
اسباب ترتبط بطول وصول ضعف الوصول/بعد المسافة للحصول على الخدمة الوقت اللازم لطول الحصول على الوسيلة الكلفة عالية	27 28 29	اسباب ترتبط بطول وصول ضعف الوصول/بعد المسافة للحصول على الخدمة الوقت اللازم لطول الحصول على الوسيلة الكلفة عالية
اسباب ترتبط بمزودة الخدمة /المرفق عدم وجود نساء مزودات الخدمة عدم وجود خصوصية الوسائل المتوفرة لدى مزود الخدمة محدودة الوسيلة المطروحة غير متوفرة عدم كفاية خدمات المشورة الخبرة والتجربة سلبية مع مزود وسائل تنظيم الأسرة اخرى ( حدد ) لا اعرف	30 31 32 33 34 35 36 96 98	اسباب ترتبط بمزودة الخدمة /المرفق عدم وجود نساء مزودات الخدمة عدم وجود خصوصية الوسائل المتوفرة لدى مزود الخدمة محدودة الوسيلة المطروحة غير متوفرة عدم كفاية خدمات المشورة الخبرة والتجربة سلبية مع مزود وسائل تنظيم الأسرة اخرى ( حدد ) لا اعرف
الوسائل الحديثة الرب حزن منع الحمل الغرس الحيوب الواقي الذكري الواقي الانثوي عشاء علق الرحم الغررة / الجلي/الحامل الرضاعة الطبيعية المتقلبة التعليم الانثوي التعليم الذكري وسائل حديثة اخرى ( حدد ) ( )	313 1 2 3 4 5 6 7 8 9 10 11 12	الوسائل الحديثة الرب حزن منع الحمل الغرس الحيوب الواقي الذكري الواقي الانثوي عشاء علق الرحم الغررة / الجلي/الحامل الرضاعة الطبيعية المتقلبة التعليم الانثوي التعليم الذكري وسائل حديثة اخرى ( حدد ) ( )
الوسائل التقليدية الامتناع الدوري (حساب بالتقويم) القنف الخارجي/العرل الرضاعة الطبيعية ( تقليدية ) وسائل تقليدية اخرى اخرى	13 14 15 16	الوسائل التقليدية الامتناع الدوري (حساب بالتقويم) القنف الخارجي/العرل الرضاعة الطبيعية ( تقليدية ) وسائل تقليدية اخرى اخرى
(علم)	311	من اين تم الحصول على الوسيلة الحديثة ؟ (يحتل السؤال اكثر من اجابة) فقط للوسائل الحديثة
مستشفى حكومي مستشفى الجامعة مركز صحي شامل / مركز صحي اري مركز صحي فرعي الخدمات الطبية الملكية اخرى ( حدد ) ( خاص ) مستشفى خاص عيادة خاصة الجمعية الأردنية لتنظيم وحماية الأسرة عيادة الاوروا - UNRWA منظمة غير حكومية اخرى صيدلية اخرى ( حدد ) ( ) فرانك لوداك الطبيب الممرضة القابلة القانونية الزوج الام / ام الزوج اقارب اخرين اصدقاء جيران العاملين في مجال التوعية المجتمعية/المرشدة الصحية الخصائي الاجتماعي اخر ( حدد )	1 2 3 4 5 6 7 8 9 10 11 12 13 1 2 3 4 5 6 7 8 9 10 11 96	من اين تم الحصول على الوسيلة الحديثة ؟ (يحتل السؤال اكثر من اجابة) فقط للوسائل الحديثة
مستشفى حكومي مستشفى الجامعة مركز صحي شامل / مركز صحي اري مركز صحي فرعي الخدمات الطبية الملكية اخرى ( حدد ) ( خاص ) مستشفى خاص عيادة خاصة الجمعية الأردنية لتنظيم وحماية الأسرة عيادة الاوروا - UNRWA منظمة غير حكومية اخرى صيدلية اخرى ( حدد ) ( ) فرانك لوداك الطبيب الممرضة القابلة القانونية الزوج الام / ام الزوج اقارب اخرين اصدقاء جيران العاملين في مجال التوعية المجتمعية/المرشدة الصحية الخصائي الاجتماعي اخر ( حدد )	312	من هي الجهة التي اتمتلك باستخدام وسيلة تنظيم الأسرة التي تستخدمها حاليا ؟ (يحتل السؤال اكثر من اجابة)

ملاحظته للباحثة: تعباً فقط للسيدات اللواتي لديهن طفل خلال آخر 12 شهراً (أي عمره سنة فما أقل)

الرقم	الاسئلة	البيانات والترميز	الانقطاعات
350	هل لديك مولود حي خلال آخر 12 شهراً؟ (اخترا اجابة واحدة)	لا نعم	351
351	خلال حملك الاكبر، هل رجعت اى احد تلقى الرعاية الصحية؟ (اخترا اجابة واحدة)	لا نعم	352
352	اذا كانت الاجابة نعم في السؤال السابق 351؟ اين تلقى خدمات الرعاية خلال الحمل؟ (اخترا اجابة واحدة)	مستشفى حكومي مستشفى الجامعة مركز صحي شامل / مركز صحي اولى مركز صحي فرعي الخدمات الطبية المأكينة اخرى (حدد)	353
353	اراد رعاية صحية حصلت عليها خلال حملك كانت في الشهر؟	شهر الحمل (حدد)	354
354	ما هي عدد مرات تلقي خدمة رعاية الحامل أثناء الحمل ؟	لا اعرف ( )	355
355	اين الجنتي مولودك الاخير ؟ (اخترا اجابة واحدة)	منزلك / منزل اخر القطاع العام مستشفى حكومي مستشفى الجامعة الخدمات الطبية الملكية اخرى عام (حدد)	356
356	خلال 6 اسابيع بعد الولادة، هل ذهبت الى مركز صحي (زيارة طبيب) او تلقيت زيارة في منزلك لتأكد من صحتك؟ (اجابة واحدة)	لا نعم	357
357	كم من الوقت بين الولادة والفحص الطبي الاول ؟	لا اعرف ( ) الايام ( )	358
358	خلال هذا الفحص ، هل تلقيت معلومات ومثورة حول تنظيم الاسر؟ (اجابة واحدة)	لا اعرف نعم لا لا اعرف	

الرقم	الاسئلة	البيانات والترميز	الانقطاعات
313	هل يمكن القول ان استخدام وسائل منع الحمل هو قرار فردي، او قرار زوجك، او قرار مشترك ؟ (اجابة واحدة)	لا اعرف نعم	314
314	هل زوجك موافق على استخدام وسائل منع الحمل ؟ (اخترا اجابة واحدة)	لا نعم	315
315	ما هو عدد الاطفال الذي تعتقدن انه مناسب لعائلتك ؟ (اخترا اجابة واحدة)	لا اعرف العدد اخرى (حدد)	316
316	هل تعتقدن ان زوجك يرغب في نفس عدد الاطفال الذين ترغبين بانجابهم، ام اكثر ، ام اقل مما ترغبين ؟ (اخترا اجابة واحدة)	لا اعرف نعم لا اعرف	317
317	هل ترغبين بمزيد من الاطفال ؟ (اخترا اجابة واحدة)	لا نعم	318
318	متى تحصلين اجاب الطفل القادم ؟ (اخترا اجابة واحدة)	خلال السنة القادمة خلال السنتين القادمتين بعد سنتين او اكثر بعد ثلاث سنوات او اكثر مشيئة الله اخرى (حدد)	319
319	هل سوف تستخدم وسائل منع او تأخير العمل الحديثة؟ (اخترا اجابة واحدة)	لا اعرف نعم سوف استخدم لا استخدم لا اعرف	320
320	ما هي الوسيلة التي ترغبين في استخدامها في المستقبل ؟ (يحتسب السؤال اكثر من اجابة)	وسائل حديثة الزلب حلق منع الحمل الغرس الحبوب الوقاية الذكرى الوقاية الانثوي عشاء عبق الرحم البرع / الحلقى / الحمايل الرضاعة الطبيعية المحللة التعليم الاتري التعليم الذكرى وسائل حديثة اخرى اخرى (حدد)	321
321	معرفة وسائل تنظيم الأسرة هل هذه الوسيلة التي تفضلها، هل هناك ايام معينة تكون فيها المرأة معرضة للحمل اكثر من اى وقت اخر؟ (اجابة واحدة)	لا اعرف نعم لا اعرف	322
322	اذا كان الجواب نعم ، متى يكون هذا الوقت ؟ (اخترا اجابة واحدة)	خلال الحيض مباشرة بعد انتهاء فترة الحيض في الفترة المتبقية بين الدورتين الشهريتين اخرى (حدد)	323
323	هل تعتقدن ان وسائل تنظيم الأسرة الحديثة اقل فعالية ذات الفعالية، اكثر فعالية من وسائل تنظيم الأسرة التقليدية ؟ (اجابة واحدة)	لا اعرف نعم لا اعرف	324
324	برأيك ما هي الاسباب الشخصية او العائلية او الاجتماعية التي تمنع النساء من استعمال وسائل حديثة لتنظيم الأسرة ؟ (الباحثة لا تقرأ الاجابات) (يحتسب السؤال اكثر من اجابة)	لا اعرف اخرى (حدد)	

القسم الرابع : مراجعة المركز الصحي الفرعي : VHC

الرقم	الاسئلة	البدائل والتميز	الافتقالات
401	عادة من الذي يتخذ القرار بشأن زيارته الى مرافق خدمات الصحة الاجابية وتنظيم الأسرة؟ (اختر اجابة واحدة )	1 2 3 4 5 96 98	الافتقالات
402	هل تعرف المركز الصحي الفرعي الاقرب (الباحثة: اذكر اسم المركز الصحي الفرعي للسيدة) ؟ (اختر اجابة واحدة )	1 2	
403	هل تعرف في اقرب مركز صحي شامل بمرکز صحي اولي لك؟ (اختر اجابة واحدة )	1 2	
404	هل قمتي بزيارة المركز الصحي ( المتكرر بالسؤال 402 او 403 ) خلال السنة الماضية ؟ (اجابة واحدة )	1 2	
405	النساء اللاتي لا يراجعن في المراكز الصحية الفرعية والشاملة والاولية اذكرى سبب عدم مراجعة المراكز الصحية الفرعية والشاملة والاولية؟ (يحتمل السؤال اكثر من اجابة )	1 2 3 4 5 6 7 8 9 10 11 12 96 98	
406	هل قمتي باستخدام الخدمات التالية في المركز الصحي ؟ (الباحثة: اقراي الخيارات ) (يحتمل السؤال اكثر من اجابة )	1 2 3 4 5 6 7 8 9 96 98	
407	ما هي وسيلة النقل التي تستخدمها للوصول الى المركز الصحي الذي تستخدميه أو اقرب مركز صحي من منزلك إذا حاولت ان تنذهي؟ الرجاء الاجابة الوسائل الرئيسية الخاصة بك. (دائره واحده فقط)	1 2 3 4 96 98	
408	كم تستغرقى من الوقت بال دقائق للوصول الى المركز المتكرر لا اعرف	98	
409	كم هي الكلفة من استخدام الوسيلة السابقة؟ (الاجاه واحد ) لنساء كافة	98	
410	هل تثقيت أي خدمات عن طريق العيادة المنتقلة (ما في ذلك المنظمات غير الحكومية وغيرها) ؟ (يحتمل السؤال اكثر من اجابة )	1 2 3 4 5 6 7 8 98	

القسم الخامس : الترويج للصحة ( في آخر 12 شهرا ) : Health Promotion

الرقم	الاسئلة	البدائل والتميز	الافتقالات
501	هل حضرت اي دورات التثقيف الصحي في المركز الصحي الفرعي ؟ ( في آخر 12 شهرا )	1 2	
502	(اختر اجابة واحدة ) هل حضرت ت دورات تثقيفية في المجتمع المقيم فيه حاليا ؟ ( في آخر 12 شهرا ) (اختر اجابة واحدة )	1 2	
503	هل تثقيت اي زيارة منزلية من كادر المراكز الصحية خلال اقامتك في المسكن الحالي؟ ( في آخر 12 شهرا )	1 2	
504	هل تثقيت أي من الزيارات المنزلية من قبل منظر عن الصحة (بما في ذلك المنظمات غير الحكومية وغيرها) خلال اقامتك في المسكن الحالي؟ ( في آخر 12 شهرا ) (اختر اجابة واحدة )	1 2	
505	هل تشارك لجنة صحة المجتمع في مجتمعك المقيم فيه حاليا؟ ( في آخر 12 شهرا ) (اختر اجابة واحدة )	1 2	
506	هل يوجد جمعيات تعاونية /منظمات تعمل على مواضيع الصحة في المجتمع المقيم فيه حاليا؟ ( في آخر 12 شهرا )	1 2 98	

الرقم	الاسئلة	البدائل والتميز	الافتقالات
507	مصدر معلومات الصحة الاجابية ما هو مصدر معلومات الصحة الاجابية التي حصلت عليها؟ (السؤال يخص اكثر من اجابة) الباحثة: قراة جميع الخيارات	1 2 3 4 5 6 7 8 9 10 11 12 13 96 98	

سجلي الوقت.	900
الساعة.....	_____
دقيقة.....	_____

**ANNEX 2**

SECTION 1: RESPONDENT'S BACKGROUND  
<Age>

102 How old were you at your last birth/vis?

Ass'arah	Mandah	Kulur/Kyila	Abu Hasebi	Al-Khinaheh	Intervention	Natfiah	Makhraba	Saybor	Izmalieh	Esaiah	Control	Total
0	0.0%	0.0%	0.0%	0.0%	7	9	6	1	1	2	2	11
15-19	1.4%	0.0%	0.0%	5.6%	1.8%	5.0%	0.0%	0.8%	1.9%	3.1%	2.2%	2.0%
20-24	10.2%	6.8%	3.2%	7.8%	11.9%	8.3%	9.0%	9.3%	12.4%	12.5%	10.0%	9.4%
25-29	28.6%	21.6%	16.1%	13.0%	23.0%	16.5%	19.0%	20.3%	20.0%	23.4%	19.5%	20.8%
30-34	18.4%	18.2%	29.0%	23.4%	13.5%	19.2%	22.0%	17.8%	18.1%	15.6%	18.1%	18.8%
35-39	24.5%	23.5%	19.4%	20.8%	23.8%	20.7%	24.0%	17.8%	16.1%	12.5%	19.1%	21.0%
40-44	11.2%	12.2%	17.7%	14.3%	10.3%	12.5%	15.0%	20.3%	17.1%	21.9%	18.3%	15.8%
45-49	7.1%	16.2%	14.5%	20.8%	11.9%	13.9%	11.0%	13.6%	12.4%	10.9%	12.6%	13.2%
Total	100.0%	100.0%	100.0%	100.0%	100.0%	100.0%	100.0%	100.0%	100.0%	100.0%	100.0%	100.0%
Average	33.07	34.74	35.47	36.69	33.04	34.38	34.49	35.10	33.71	33.77	34.38	34.38
sample standard deviation	7.00	8.02	7.14	7.48	8.55	7.87	8.57	7.36	8.06	8.28	8.73	8.17

<Education of woman and her husband>

103 Have you ever attended school?

Ass'arah	Mandah	Kulur/Kyila	Abu Hasebi	Al-Khinaheh	Intervention	Natfiah	Makhraba	Saybor	Izmalieh	Esaiah	Control	Total
Yes	100.0%	146	100.0%	98.7%	98.4%	100.0%	100.0%	100.0%	98.1%	100.0%	99.6%	101.2
No	0.0%	0	0.0%	1.3%	1.6%	0.0%	0.0%	0.0%	1.9%	0.0%	0.4%	0.7%
Total	100.0%	146	100.0%	100.0%	100.0%	100.0%	100.0%	100.0%	100.0%	100.0%	100.0%	101.9
Average	86	148	62	77	126	511	121	100	118	105	64	508
sample standard deviation	33.07	34.74	35.47	36.69	33.04	34.38	34.49	35.10	33.71	33.77	34.38	34.38

104 What is the highest level of school you attended?

Ass'arah	Mandah	Kulur/Kyila	Abu Hasebi	Al-Khinaheh	Intervention	Natfiah	Makhraba	Saybor	Izmalieh	Esaiah	Control	Total
No education	0.0%	1.4%	0.0%	1.3%	1.6%	1.0%	0.0%	0.0%	1.9%	0.0%	0.4%	0.7
Elementary	2.0%	4.1%	3.2%	3.9%	2.4%	3.1%	1.7%	1.7%	2.9%	0.0%	1.8%	2.6
Preparatory	4.1%	5.4%	0.0%	10.4%	3.2%	4.7%	5.8%	4.2%	6.7%	3.1%	5.1%	5.0
Secondary	8.2%	8.1%	11.3%	5.2%	1.6%	6.5%	9.9%	8.0%	16.1%	1.9%	12.5%	8.0
Basic	26.5%	14.2%	6.5%	27.3%	21.4%	19.4%	19.8%	14.0%	12.7%	29.5%	18.1%	18.7
Secondary	45.9%	43.2%	27.4%	20.8%	35.7%	24.8%	43.0%	36.4%	38.1%	40.6%	35.8%	36.6
Intermediate diploma	5.1%	9.5%	21.0%	13.0%	15.1%	11.9%	11.0%	12.7%	5.7%	15.6%	12.2%	12.1
Bachelor	8.2%	14.2%	30.6%	16.9%	18.3%	16.4%	15.7%	15.0%	12.4%	15.6%	14.8%	15.6
Higher	0.0%	0.0%	0.0%	1.3%	0.8%	0.4%	2.0%	0.8%	1.0%	0.0%	2.2%	1.3
Total	100.0%	100.0%	100.0%	100.0%	100.0%	100.0%	100.0%	100.0%	100.0%	100.0%	100.0%	101.9
Average	98	148	62	77	126	511	121	100	118	105	64	508
sample standard deviation	33.07	34.74	35.47	36.69	33.04	34.38	34.49	35.10	33.71	33.77	34.38	34.38

105 What is the highest grade you completed?

Ass'arah	Mandah	Kulur/Kyila	Abu Hasebi	Al-Khinaheh	Intervention	Natfiah	Makhraba	Saybor	Izmalieh	Esaiah	Control	Total
0	0.0%	1.4%	0.0%	1.3%	1.6%	1.0%	0.0%	0.0%	1.9%	0.0%	0.4%	0.7
1	0.0%	0.0%	0.0%	0.0%	0.0%	0.0%	0.0%	0.0%	0.0%	0.0%	0.0%	0.1
2	0.0%	0.0%	0.0%	1.3%	0.2%	0.0%	0.0%	0.0%	0.0%	0.0%	0.0%	0.1
3	0.0%	0.0%	1.6%	0.0%	0.4%	0.0%	0.0%	0.0%	1.0%	0.0%	0.2%	0.3
4	0.0%	0.0%	0.0%	2.6%	0.4%	0.0%	0.0%	0.0%	2.9%	0.0%	0.6%	0.5
5	1.0%	1.4%	1.6%	1.3%	1.0%	0.0%	0.0%	0.0%	1.9%	0.0%	1.8%	1.4
6	4.1%	4.1%	1.6%	6.5%	3.2%	2.5%	2.0%	0.8%	7.6%	0.0%	2.8%	3.3
7	2.0%	1.4%	1.6%	3.9%	1.8%	2.0%	0.8%	2.0%	1.9%	3.1%	1.6%	1.8
8	3.1%	5.4%	0.0%	9.1%	4.8%	4.7%	5.8%	3.0%	7.8%	1.6%	3.1%	3.9
9	10.2%	6.1%	0.0%	9.1%	8.7%	7.2%	6.6%	5.0%	6.8%	5.7%	6.3%	6.9
10	14.3%	6.7%	3.2%	9.1%	7.1%	8.0%	8.3%	10.1%	6.8%	18.1%	9.8%	8.9
11	32.7%	38.5%	24.2%	19.5%	18.3%	27.8%	17.4%	31.0%	29.7%	24.8%	26.2%	27.0
12	19.4%	12.2%	16.1%	5.2%	20.6%	15.1%	17.4%	19.0%	21.2%	12.4%	21.9%	16.8
13	0.0%	0.0%	0.0%	0.0%	0.0%	0.0%	0.0%	0.0%	0.0%	0.0%	0.0%	0.2
14	5.1%	10.8%	19.4%	13.0%	14.3%	11.9%	15.7%	10.0%	12.7%	4.8%	14.1%	11.7
15	0.0%	0.0%	3.2%	0.0%	0.4%	0.0%	0.0%	0.0%	0.8%	1.0%	0.6%	0.5
16	7.1%	12.8%	25.8%	15.6%	18.3%	15.1%	15.7%	14.0%	13.6%	10.5%	13.8%	14.4
17	1.0%	0.0%	1.6%	1.3%	0.0%	0.6%	1.7%	0.0%	0.8%	1.0%	0.8%	0.7
18	0.0%	0.0%	0.0%	0.0%	0.8%	0.2%	3.3%	0.0%	0.0%	0.0%	1.0%	0.6
19	0.0%	0.0%	0.0%	1.3%	0.0%	0.2%	0.8%	0.0%	0.0%	1.0%	0.4%	0.3
20	0.0%	0.0%	0.0%	0.0%	0.0%	0.0%	0.0%	0.0%	0.0%	0.0%	0.0%	0.1
24	0.0%	0.0%	0.0%	0.0%	0.0%	0.0%	0.0%	0.0%	0.0%	0.0%	0.0%	0.1
No answer	0.0%	0.0%	0.0%	0.0%	0.0%	0.0%	0.0%	0.0%	0.0%	0.0%	0.0%	0.1
Total	100.0%	100.0%	100.0%	100.0%	100.0%	100.0%	100.0%	100.0%	100.0%	100.0%	100.0%	100.0%
Average	10.38	11.26	12.85	10.86	11.75	11.46	12.16	11.84	11.83	10.54	12.05	11.69
sample standard deviation	2.32	2.90	2.91	3.80	3.21	3.08	3.43	2.58	2.58	3.48	2.32	3.05

106 Has your husband ever joined an school?

Ass'arah	Mandah	Kulur/Kyila	Abu Hasebi	Al-Khinaheh	Intervention	Natfiah	Makhraba	Saybor	Izmalieh	Esaiah	Control	Total
Yes	100.0%	100.0%	98.4%	98.7%	99.2%	99.4%	100.0%	97.0%	100.0%	96.2%	100.0%	100.9
No	0.0%	0.0%	1.6%	1.3%	0.6%	0.6%	3.0%	3.0%	3.8%	3.8%	0.0%	1.0
Total	100.0%	100.0%	100.0%	100.0%	100.0%	100.0%	100.0%	100.0%	100.0%	100.0%	100.0%	101.9
Average	98	148	62	77	126	511	121	100	118	105	64	508
sample standard deviation	33.07	34.74	35.47	36.69	33.04	34.38	34.49	35.10	33.71	33.77	34.38	34.38

107 What is the highest level of school your husband completed?

Ass'arah	Mandah	Kulur/Kyila	Abu Hasebi	Al-Khinaheh	Intervention	Natfiah	Makhraba	Saybor	Izmalieh	Esaiah	Control	Total
No education	0.0%	0.0%	1.6%	1.3%	0.8%	0.6%	3.0%	3.0%	3.8%	3.8%	0.0%	1.4
Elementary	0.0%	4.1%	0.0%	6.5%	1.6%	2.5%	5.0%	1.7%	6.7%	0.0%	3.3%	3.0
Preparatory	11.2%	11.5%	9.7%	23.4%	6.3%	11.7%	9.9%	7.0%	11.0%	6.7%	8.1%	9.9
Secondary	13.3%	11.5%	16.1%	3.9%	7.1%	10.2%	13.2%	13.0%	16.1%	5.7%	10.9%	11.1
Basic	32.7%	16.9%	3.2%	26.0%	28.6%	19.0%	19.0%	21.0%	7.6%	38.1%	17.2%	21.9
Secondary	34.7%	45.3%	33.9%	24.7%	39.7%	29.8%	36.0%	43.2%	33.3%	42.2%	36.4%	36.8
Intermediate diploma	2.0%	6.8%	9.7%	10.4%	4.0%	6.1%	4.0%	10.2%	1.9%	9.4%	6.9%	6.5
Bachelor	5.1%	4.1%	21.0%	3.9%	7.9%	7.2%	11.6%	10.0%	6.8%	3.8%	14.1%	8.0
Higher	1.0%	0.0%	4.8%	0.0%	4.0%	1.8%	5.0%	1.0%	3.4%	0.0%	2.6%	2.2
Total	100.0%	100.0%	100.0%	100.0%	100.0%	100.0%	100.0%	100.0%	100.0%	100.0%	100.0%	101.9
Average	68	148	62	77	126	511	121	100	118	105	64	508
sample standard deviation	7.00	8.02	7.14	7.48	8.55	7.87	8.57	7.36	8.06	8.28	8.73	8.17

<Husband situations >

108 Is your husband living with you now or is he staying elsewhere?

	Ass'arah	Mandah	Kufur/Kyifa	Abu Habsab	Al-Khabeel	Intervention	Natfiah	Makhraba	Saydoor	Izmalieh	Esaleh	Control	Total
Living with her	96	144	62	77	128	505	120	99	114	105	63	501	1006
	98.0%	97.3%	100.0%	100.0%	100.0%	98.8%	99.2%	99.0%	96.6%	100.0%	98.4%	96.6%	98.7%
Staying elsewhere	2	4	0	0	0	6	1	1	4	0	1	7	13
	2.0%	2.7%	0.0%	0.0%	0.0%	1.2%	0.8%	1.0%	3.4%	0.0%	1.6%	1.4%	1.3%
Total	98	148	62	77	128	511	121	100	118	105	64	508	1019
	100.0%	100.0%	100.0%	100.0%	100.0%	100.0%	100.0%	100.0%	100.0%	100.0%	100.0%	100.0%	100.0%

109 Does your husband have another wife (other wives) besides you?

	Ass'arah	Mandah	Kufur/Kyifa	Abu Habsab	Al-Khabeel	Intervention	Natfiah	Makhraba	Saydoor	Izmalieh	Esaleh	Control	Total
Yes	3	5	2	3	14	3	4	3	2	7	0	16	30
	3.1%	3.4%	3.2%	1.3%	2.4%	2.7%	3.3%	3.0%	1.7%	6.7%	0.0%	3.1%	2.9%
No	95	143	60	76	122	498	117	96	116	96	64	489	985
	96.9%	96.6%	96.8%	98.7%	97.6%	97.1%	96.7%	96.3%	98.3%	91.4%	100.0%	96.3%	96.7%
No answer	0	0	0	0	1	1	0	0	0	1	0	3	4
	0.0%	0.0%	0.0%	0.0%	0.8%	0.2%	0.8%	1.0%	0.0%	1.9%	0.0%	0.6%	0.4%
Total	98	148	62	77	128	511	121	100	118	105	64	508	1019
	100.0%	100.0%	100.0%	100.0%	100.0%	100.0%	100.0%	100.0%	100.0%	100.0%	100.0%	100.0%	100.0%

110 Including yourself, in total, how many wives does your husband have?

	Ass'arah	Mandah	Kufur/Kyifa	Abu Habsab	Al-Khabeel	Intervention	Natfiah	Makhraba	Saydoor	Izmalieh	Esaleh	Control	Total
2	66.7%	40.0%	100.0%	100.0%	71.4%	10	10	10	1	6	0	12	22
	66.7%	40.0%	100.0%	100.0%	71.4%	10.0%	10.0%	10.0%	66.7%	50.0%	0.0%	75.0%	73.3%
3	33.3%	0.0%	0.0%	0.0%	0.0%	0	0	0	0	0	0	0	0
	33.3%	0.0%	0.0%	0.0%	0.0%	0.0%	0.0%	0.0%	0.0%	0.0%	0.0%	0.0%	0.0%
No answer	0	0	0	0	0	0	0	0	0	0	0	0	0
	0.0%	60.0%	0.0%	0.0%	21.4%	25.0%	33.3%	50.0%	14.3%	1.9%	1.9%	25.0%	23.3%
Total	98	148	62	77	128	511	121	100	118	105	64	508	1019
	100.0%	100.0%	100.0%	100.0%	100.0%	100.0%	100.0%	100.0%	100.0%	100.0%	100.0%	100.0%	100.0%

<Women's marital and fertility>

111 How old were you when you first marriage?

	Ass'arah	Mandah	Kufur/Kyifa	Abu Habsab	Al-Khabeel	Intervention	Natfiah	Makhraba	Saydoor	Izmalieh	Esaleh	Control	Total
14-19	40.8%	49.3%	22.8%	27.3%	38.8%	197	45	40	41	43	26	195	392
	40.8%	49.3%	22.8%	27.3%	38.8%	40.0%	34.7%	41.0%	34.7%	41.0%	40.6%	38.4%	38.5%
20-24	45.9%	41.2%	62.9%	45.5%	45.2%	237	48	35	57	38	26	205	443
	45.9%	41.2%	62.9%	45.5%	45.2%	46.4%	37.1%	35.0%	48.3%	37.1%	40.6%	40.4%	43.4%
>=25	12.2%	9.5%	14.5%	27.3%	15.9%	20	26	24	20	23	12	107	183
	12.2%	9.5%	14.5%	27.3%	15.9%	14.9%	23.1%	24.0%	16.9%	21.9%	18.8%	21.1%	18.0%
No answer	1	0	0	0	0	1	0	1	0	0	0	0	2
	1.0%	0.0%	0.0%	0.0%	0.2%	0.2%	0.0%	0.0%	0.0%	0.0%	0.0%	0.2%	0.2%
Total	98	148	62	77	128	511	121	100	118	105	64	508	1019
	100.0%	100.0%	100.0%	100.0%	100.0%	100.0%	100.0%	100.0%	100.0%	100.0%	100.0%	100.0%	100.0%
Average	20.34	20.29	21.73	22.97	20.96	21.05	21.56	21.97	21.81	21.62	21.05	21.61	21.32
sample standard deviation	3.55	3.93	3.54	5.74	4.28	4.32	4.75	5.98	4.25	4.75	3.85	4.80	4.57

112 Have you ever given birth during your life?

	Ass'arah	Mandah	Kufur/Kyifa	Abu Habsab	Al-Khabeel	Intervention	Natfiah	Makhraba	Saydoor	Izmalieh	Esaleh	Control	Total
Yes	92	139	57	70	113	471	115	92	110	94	57	468	939
	93.9%	93.9%	91.5%	90.9%	89.7%	92.2%	95.0%	92.0%	93.2%	89.5%	89.1%	92.1%	92.1%
No	6	9	5	7	13	40	6	8	8	11	7	40	80
	6.1%	6.1%	8.1%	9.1%	10.3%	7.8%	5.0%	8.0%	6.8%	10.5%	10.9%	7.9%	7.9%
Total	98	148	62	77	128	511	121	100	118	105	64	508	1019
	100.0%	100.0%	100.0%	100.0%	100.0%	100.0%	100.0%	100.0%	100.0%	100.0%	100.0%	100.0%	100.0%

113 How old were you at the birth of your first child?

	Ass'arah	Mandah	Kufur/Kyifa	Abu Habsab	Al-Khabeel	Intervention	Natfiah	Makhraba	Saydoor	Izmalieh	Esaleh	Control	Total
15-19	24	37	8	11	32	112	33	24	18	25	15	115	227
	26.1%	26.6%	14.0%	15.7%	28.3%	23.8%	28.7%	26.1%	16.4%	26.6%	26.3%	24.6%	24.2%
20-24	53	81	38	29	57	258	48	42	67	38	29	224	482
	57.6%	58.3%	66.7%	41.4%	50.4%	54.8%	41.7%	45.7%	60.9%	40.4%	50.9%	47.9%	51.3%
25-29	12	16	7	22	16	73	28	21	20	25	10	104	177
	13.0%	11.5%	12.3%	31.4%	14.2%	16.5%	24.3%	22.8%	18.2%	26.6%	17.5%	22.2%	18.8%
30-34	3	5	4	5	6	23	5	2	4	3	2	16	39
	3.3%	3.6%	7.0%	7.1%	5.3%	4.9%	4.3%	2.2%	3.6%	3.2%	3.5%	3.4%	4.2%
>=35	0	0	0	3	1	4	1	2	1	2	1	7	11
	0.0%	0.0%	0.0%	4.3%	0.8%	1.2%	0.9%	0.9%	0.9%	2.1%	1.8%	1.5%	1.1%
No answer	0	0	0	0	1	1	0	1	0	1	0	2	3
	0.0%	0.0%	0.0%	0.0%	0.8%	0.2%	0.8%	1.1%	0.0%	1.1%	0.0%	0.4%	0.3%
Total	92	139	57	70	113	471	115	92	110	94	57	468	939
	100.0%	100.0%	100.0%	100.0%	100.0%	100.0%	100.0%	100.0%	100.0%	100.0%	100.0%	100.0%	100.0%
Average	21.46	21.68	22.86	23.77	22.05	22.19	22.57	22.42	22.80	22.63	22.37	22.53	22.36
sample standard deviation	3.42	3.33	3.65	4.00	3.67	4.00	3.67	4.39	3.54	4.43	3.98	4.14	4.01

114 How many children, whom you have given birth and who are alive?

	Ass'arah	Mandah	Kufur/Kyifa	Abu Habsab	Al-Khabeel	Intervention	Natfiah	Makhraba	Saydoor	Izmalieh	Esaleh	Control	Total
0	6	6	9	5	13	40	6	8	8	11	7	40	80
	6.1%	6.1%	8.1%	9.1%	10.3%	7.8%	5.0%	6.8%	6.8%	10.5%	10.9%	7.9%	7.9%
1	7	15	15	6	19	54	15	11	11	16	5	58	112
	7.1%	10.1%	9.7%	9.1%	15.1%	10.6%	12.4%	11.0%	9.3%	15.2%	7.8%	11.4%	11.4%
2	18	25	25	6	26	86	18	20	20	15	10	83	169
	18.4%	16.9%	16.9%	9.7%	14.3%	16.8%	14.9%	20.0%	16.9%	14.3%	16.6%	16.3%	16.6%
3	14	32	32	10	32	82	21	21	21	15	10	86	168
	14.3%	21.6%	16.1%	10.4%	14.3%	16.0%	17.4%	21.0%	12.7%	9.5%	29.7%	16.9%	16.5%
4	14	25	19	19	19	96	31	18	22	18	13	102	198
	14.3%	16.9%	30.6%	24.7%	15.1%	18.8%	25.6%	18.0%	18.6%	17.1%	20.3%	20.1%	19.4%
5	9	15	13	11	12	54	12	14	14	17	2	63	117
	9.2%	10.1%	11.3%	14.3%	9.5%	10.6%	9.9%	18.0%	11.9%	16.2%	3.1%	12.4%	11.5%
6	18	16	3	5	9	51	9	4	10	10	5	38	89
	18.4%	10.8%	4.8%	6.5%	7.1%	10.0%	7.4%	4.0%	8.5%	9.8%	7.8%	7.5%	8.2%
>7	12	12	7	9	8	46	6	16	16	6	3	37	85
	12.2%	7.4%	9.7%	11.7%	7.8%	9.4%	6.6%	0.0%	15.3%	7.8%	4.7%	7.3%	8.3%
No answer	0	0	0	0	0	0	0	0	0	0	0	0	0
	0.0%	0.0%	0.0%	0.0%	0.0%	0.0%	0.8%	0.0%	0.0%	0.0%	0.0%	0.2%	0.1%
Total	98	148	62	77	128	511	121	100	118	105	64	508	1019
	100.0%	100.0%	100.0%	100.0%	100.0%	100.0%	100.0%	100.0%	100.0%	100.0%	100.0%	100.0%	100.0%
Average	3.92	3.51	3.56	3.78	3.10	3.53	3.47	3.00	3.79	3.37	3.08	3.38	3.46
sample standard deviation	2.21	2.08	2.01	2.45	2.17	2.19	2.00	1.63	2.24	2.23	1.81	2.03	2.11

in given birth

	Ass'arah	Mandah	Kufur/Kyifa	Abu Habsab	Al-Khabeel	Intervention	Natfiah	Makhraba	Saydoor	Izmalieh	Esaleh	Control	Total
Average	4.17	3.73	3.86	4.16	3.46	3.93	3.83	3.26	4.06	3.77	3.42	3.67	3.75
sample standard deviation	2.04	1.93	1.77	2.24	2.00	2.01	1.88	1.42	2.08	2.01			

SECTION 2: Household Conditions

201. What is your nationality?

Assarah	Mandah	Kufur Kyifa	Abu Haseel	Al-Khreef	Intervention	Natfieh	Makhraba	Saydoor	Izmalieh	Esaleh	Control	Total
98	148	62	77	126	511	121	100	118	105	64	508	1019
100.0%	100.0%	100.0%	100.0%	100.0%	100.0%	100.0%	100.0%	100.0%	100.0%	100.0%	100.0%	100.0%
Yes	98	148	62	77	126	511	121	100	118	105	64	508
100.0%	100.0%	100.0%	100.0%	100.0%	100.0%	100.0%	100.0%	100.0%	100.0%	100.0%	100.0%	100.0%
No	0	0	0	0	0	0	0	0	0	0	0	0
0.0%	0.0%	0.0%	0.0%	0.0%	0.0%	0.0%	0.0%	0.0%	0.0%	0.0%	0.0%	0.0%
Total	98	148	62	77	126	511	121	100	118	105	64	508
100.0%	100.0%	100.0%	100.0%	100.0%	100.0%	100.0%	100.0%	100.0%	100.0%	100.0%	100.0%	100.0%

202. Was your family registered by Ministry of Interior (at the police office or other related offices)?

Assarah	Mandah	Kufur Kyifa	Abu Haseel	Al-Khreef	Intervention	Natfieh	Makhraba	Saydoor	Izmalieh	Esaleh	Control	Total
98	148	62	77	126	511	121	100	118	105	64	508	1019
100.0%	100.0%	100.0%	100.0%	100.0%	100.0%	100.0%	100.0%	100.0%	100.0%	100.0%	100.0%	100.0%
Yes	98	148	62	77	126	511	121	100	118	105	64	508
100.0%	100.0%	100.0%	100.0%	100.0%	100.0%	100.0%	100.0%	100.0%	100.0%	100.0%	100.0%	100.0%
No	0	0	0	0	0	0	0	0	0	0	0	0
0.0%	0.0%	0.0%	0.0%	0.0%	0.0%	0.0%	0.0%	0.0%	0.0%	0.0%	0.0%	0.0%
Total	98	148	62	77	126	511	121	100	118	105	64	508
100.0%	100.0%	100.0%	100.0%	100.0%	100.0%	100.0%	100.0%	100.0%	100.0%	100.0%	100.0%	100.0%

203. In which year did you start to live continuously at this current place of residence?

Assarah	Mandah	Kufur Kyifa	Abu Haseel	Al-Khreef	Intervention	Natfieh	Makhraba	Saydoor	Izmalieh	Esaleh	Control	Total
98	148	62	77	126	511	121	100	118	105	64	508	1019
100.0%	100.0%	100.0%	100.0%	100.0%	100.0%	100.0%	100.0%	100.0%	100.0%	100.0%	100.0%	100.0%
<1	50.0%	33.3%	25.0%	100.0%	7.7%	23.1%	66.7%	0.0%	40.0%	47.1%	32.6%	8
1+ <2	0.0%	16.7%	25.0%	0.0%	23.1%	19.2%	33.3%	0.0%	40.0%	29.4%	23.3%	5
2+ <3	0.0%	16.7%	25.0%	0.0%	23.1%	15.4%	0.0%	66.7%	20.0%	17.6%	16.3%	3
3+ <4	0.0%	33.3%	0.0%	0.0%	15.4%	0.0%	0.0%	0.0%	0.0%	0.0%	9.3%	4
4+ <5	50.0%	0.0%	25.0%	0.0%	23.1%	19.2%	0.0%	0.0%	0.0%	0.0%	11.8%	5
6+ <7	0.0%	0.0%	0.0%	0.0%	0.0%	0.0%	0.0%	33.3%	0.0%	0.0%	5.9%	1
Don't know	0.0%	0.0%	0.0%	0.0%	7.7%	0.0%	0.0%	0.0%	0.0%	0.0%	0.0%	2
Total	98	148	62	77	126	511	121	100	118	105	64	508
100.0%	100.0%	100.0%	100.0%	100.0%	100.0%	100.0%	100.0%	100.0%	100.0%	100.0%	100.0%	100.0%

204. How many persons living with you in your house? (Including yourself)

Assarah	Mandah	Kufur Kyifa	Abu Haseel	Al-Khreef	Intervention	Natfieh	Makhraba	Saydoor	Izmalieh	Esaleh	Control	Total
98	148	62	77	126	511	121	100	118	105	64	508	1019
100.0%	100.0%	100.0%	100.0%	100.0%	100.0%	100.0%	100.0%	100.0%	100.0%	100.0%	100.0%	100.0%
2	4.1%	6.1%	9.7%	6.5%	7.0%	1.7%	4.1%	5.1%	8.6%	10.9%	5.5%	64
3	7.1%	9.5%	8.1%	10.4%	13.5%	13.2%	12.0%	9.3%	13.3%	7.8%	11.4%	58
4	17.3%	16.2%	8.1%	14.3%	13.5%	14.5%	17.4%	16.1%	13.3%	17.2%	16.1%	82
5	13.3%	20.3%	16.1%	9.1%	17.5%	16.0%	18.2%	27.0%	14.4%	32.8%	19.5%	181
6	19.2%	18.9%	32.3%	27.3%	15.9%	21.1%	19.0%	22.0%	21.9%	15.6%	21.5%	109
7	12.2%	14.2%	9.7%	10.4%	11.9%	12.1%	10.7%	15.0%	17.1%	6.3%	12.4%	63
8	15.3%	8.1%	9.7%	5.2%	7.9%	9.2%	5.8%	4.0%	8.5%	9.5%	6.9%	82
9	7.1%	0.7%	3.2%	6.5%	2.4%	3.5%	4.1%	0.0%	10.2%	3.1%	3.9%	20
>=10	2.0%	3.4%	1.6%	9.1%	2.4%	3.5%	3.3%	1.0%	1.7%	3.8%	2.2%	11
No answer	2	4	1	7	15	0	1	2	0	0	3	18
Total	98	148	62	77	126	511	121	100	118	105	64	508
100.0%	100.0%	100.0%	100.0%	100.0%	100.0%	100.0%	100.0%	100.0%	100.0%	100.0%	100.0%	100.0%
Average	5.86	5.42	5.49	5.89	5.18	5.53	5.55	5.20	5.70	5.44	4.94	5.41
sample standard deviation	1.98	1.98	1.91	2.45	2.04	2.08	2.01	1.91	2.02	2.09	1.73	1.98

205. Does your house own the followings?

1 Radio

Assarah	Mandah	Kufur Kyifa	Abu Haseel	Al-Khreef	Intervention	Natfieh	Makhraba	Saydoor	Izmalieh	Esaleh	Control	Total
98	148	62	77	126	511	121	100	118	105	64	508	1019
100.0%	100.0%	100.0%	100.0%	100.0%	100.0%	100.0%	100.0%	100.0%	100.0%	100.0%	100.0%	100.0%
Yes	1.0%	3.4%	14.5%	2.6%	8.7%	5.5%	10.7%	14.0%	15.3%	4.8%	11.0%	84
No	99.0%	96.6%	85.5%	97.4%	91.3%	89.3%	85.0%	83.9%	84.3%	90.6%	88.4%	931
No answer	0.0%	0.0%	0.0%	0.0%	0.2%	0.0%	0.0%	0.0%	0.0%	0.0%	0.6%	3
Total	98	148	62	77	126	511	121	100	118	105	64	508
100.0%	100.0%	100.0%	100.0%	100.0%	100.0%	100.0%	100.0%	100.0%	100.0%	100.0%	100.0%	100.0%

2 TV

Assarah	Mandah	Kufur Kyifa	Abu Haseel	Al-Khreef	Intervention	Natfieh	Makhraba	Saydoor	Izmalieh	Esaleh	Control	Total
98	148	62	77	126	511	121	100	118	105	64	508	1019
100.0%	100.0%	100.0%	100.0%	100.0%	100.0%	100.0%	100.0%	100.0%	100.0%	100.0%	100.0%	100.0%
Yes	98	148	62	77	126	511	121	100	118	105	64	508
100.0%	100.0%	100.0%	100.0%	100.0%	100.0%	100.0%	100.0%	100.0%	100.0%	100.0%	100.0%	100.0%
No	0	0	0	0	0	0	0	0	0	0	0	0
0.0%	0.0%	0.0%	0.0%	0.0%	0.0%	0.0%	0.0%	0.0%	0.0%	0.0%	0.0%	0.0%
Total	98	148	62	77	126	511	121	100	118	105	64	508
100.0%	100.0%	100.0%	100.0%	100.0%	100.0%	100.0%	100.0%	100.0%	100.0%	100.0%	100.0%	100.0%

3 Satellite

Assarah	Mandah	Kufur Kyifa	Abu Haseel	Al-Khreef	Intervention	Natfieh	Makhraba	Saydoor	Izmalieh	Esaleh	Control	Total
98	148	61	75	122	504	119	98	116	102	64	489	1003
100.0%	100.0%	98.4%	97.4%	96.8%	96.6%	93.3%	96.3%	96.3%	97.1%	100.0%	98.2%	98.4%
Yes	98	148	61	75	122	504	119	98	116	102	64	489
100.0%	100.0%	98.4%	97.4%	96.8%	96.6%	93.3%	96.3%	96.3%	97.1%	100.0%	98.2%	98.4%
No	0	0	1	2	4	7	2	2	3	0	0	16
0.0%	0.0%	0.0%	1.6%	3.2%	0.8%	1.7%	2.0%	1.7%	2.9%	0.0%	0.0%	1.6%
Total	98	148	62	77	126	511	121	100	118	105	64	508
100.0%	100.0%	100.0%	100.0%	100.0%	100.0%	100.0%	100.0%	100.0%	100.0%	100.0%	100.0%	100.0%

4 Land telephone

Assarah	Mandah	Kufur Kyifa	Abu Haseel	Al-Khreef	Intervention	Natfieh	Makhraba	Saydoor	Izmalieh	Esaleh	Control	Total
98	148	61	75	122	504	119	98	116	102	64	489	1003
100.0%	100.0%	98.4%	97.4%	96.8%	96.6%	93.3%	96.3%	96.3%	97.1%	100.0%	98.2%	98.4%
Yes	98	148	61	75	122	504	119	98	116	102	64	489
100.0%	100.0%	98.4%	97.4%	96.8%	96.6%	93.3%	96.3%	96.3%	97.1%	100.0%	98.2%	98.4%
No	0	0	1	2	4	7	2	2	3	0	0	16
0.0%	0.0%	0.0%	1.6%	3.2%	0.8%	1.7%	2.0%	1.7%	2.9%	0.0%	0.0%	1.6%
Total	98	148	62	77	126	511	121	100	118	105	64	508
100.0%	100.0%	100.0%	100.0%	100.0%	100.0%	100.0%	100.0%	100.0%	100.0%	100.0%	100.0%	100.0%

5 Refrigerator

Assarah	Mandah	Kufur Kyifa	Abu Haseel	Al-Khreef	Intervention	Natfieh	Makhraba	Saydoor	Izmalieh	Esaleh	Control	Total
98	147	77	128	508	117	120	99	117	102	64	501	1009
100.0%	99.3%	98.4%	100.0%	99.2%	99.4%	99.2%	98.0%	96.2%	97.1%	100.0%	98.6%	99.0%
Yes	98	147	77	128	508	117	120	99	117	102	64	501
100.0%	99.3%	98.4%	100.0%	99.2%	99.4%	99.2%	98.0%	96.2%	97.1%	100.0%	98.6%	99.0%
No	0	0	0	0	0	0	0	0	0	0	0	0
0.0%	0.0%	0.0%	0.0%	0.0%	0.0%	0.0%	0.0%	0.0%	0.0%	0.0%	0.0%	0.0%
Total	98	148	62	77	126	511	121	100	118	105	64	508
100.0%	100.0%	100.0%	100.0%	100.0%	100.0%	100.0%	100.0%	100.0%	100.0%	100.0%	100.0%	100.0%

6 Washing machine

Assarah	Mandah	Kufur Kyifa	Abu Haseel
---------	--------	-------------	------------





SECTION 3: FAMILY PLANNING AND REPRODUCTIVE HEALTH

- Family Planning -

301 Are you pregnant now?

Ass'arah	Mandah	Kultur/Kydia	Abu Hasebi	Al-Khiraat	Intervention	Natfiah	Makhraba	Saydoor	Izmaliah	Esaiah	Control	Total
10	15	9	18	54	11	9	11	11	11	11	4	46
10.2%	10.1%	3.2%	11.7%	14.3%	10.6%	9.1%	9.3%	10.5%	10.5%	6.3%	9.1%	100
88	133	68	106	455	109	91	107	93	60	60	89	915
89.8%	89.9%	96.6%	86.3%	84.1%	89.0%	90.1%	90.7%	88.6%	93.8%	93.8%	90.6%	880
0	0	0	0	2	2	1	0	0	0	0	0	2
0.0%	0.0%	0.0%	0.0%	1.6%	0.4%	0.8%	0.0%	1.0%	0.0%	0.0%	0.4%	0.4%
98	148	62	77	128	511	121	100	118	105	64	508	1019
100.0%	100.0%	100.0%	100.0%	100.0%	100.0%	100.0%	100.0%	100.0%	100.0%	100.0%	100.0%	100.0%

<For Women in Pregnancy>

302 When you got pregnant, did you want to get pregnant at that time?

Ass'arah	Mandah	Kultur/Kydia	Abu Hasebi	Al-Khiraat	Intervention	Natfiah	Makhraba	Saydoor	Izmaliah	Esaiah	Control	Total
6	13	15	15	43	9	9	7	8	8	8	34	77
60.0%	87.7%	100.0%	77.8%	83.3%	79.6%	81.8%	63.6%	72.7%	72.7%	25.0%	73.9%	77.0%
4	2	3	3	11	2	0	4	3	3	3	12	23
40.0%	13.3%	0.0%	22.2%	16.7%	20.4%	18.2%	36.4%	27.3%	27.3%	75.0%	26.1%	23.0%
10	15	2	9	54	11	9	11	11	11	4	46	100
100.0%	100.0%	100.0%	100.0%	100.0%	100.0%	100.0%	100.0%	100.0%	100.0%	100.0%	100.0%	100.0%

303 Did you want to have a baby later on or did you not want any (more) children at that time?

Ass'arah	Mandah	Kultur/Kydia	Abu Hasebi	Al-Khiraat	Intervention	Natfiah	Makhraba	Saydoor	Izmaliah	Esaiah	Control	Total
2	1	2	6	15	3	3	3	3	3	3	16	34
50.0%	50.0%	50.0%	66.7%	54.5%	100.0%	100.0%	100.0%	100.0%	100.0%	100.0%	83.3%	69.6%
2	1	1	1	9	0	0	1	1	1	1	6	12
50.0%	50.0%	50.0%	33.3%	45.5%	0.0%	0.0%	25.0%	33.3%	33.3%	0.0%	16.7%	30.4%
4	2	3	11	43	6	6	4	3	3	3	12	23
100.0%	100.0%	100.0%	100.0%	100.0%	100.0%	100.0%	100.0%	100.0%	100.0%	100.0%	100.0%	100.0%

<For Women in not pregnant now>

304 Do you have regular menstruation periods now?

Ass'arah	Mandah	Kultur/Kydia	Abu Hasebi	Al-Khiraat	Intervention	Natfiah	Makhraba	Saydoor	Izmaliah	Esaiah	Control	Total
20	30	17	27	99	10	10	14	17	17	13	70	169
20.5%	15.0%	25.0%	21.7%	9.1%	17.8%	13.1%	18.1%	21.7%	21.7%	15.2%	25.0%	18.4%
65	95	46	81	340	94	79	79	71	71	44	358	669
73.9%	73.7%	83.3%	67.6%	74.4%	85.5%	78.0%	73.8%	75.3%	73.3%	77.7%	76.1%	76.2%
2	2	2	0	4	3	3	6	4	4	1	17	22
2.3%	0.8%	0.0%	2.9%	1.1%	2.7%	3.3%	5.6%	4.3%	4.3%	1.7%	3.7%	2.2%
6	6	3	0	13	3	3	1	1	1	2	15	28
3.4%	4.5%	1.7%	4.4%	0.0%	2.8%	2.7%	1.1%	7.5%	1.1%	3.3%	3.2%	3.0%
0	0	0	0	0	0	0	0	0	0	0	0	1
0.0%	0.0%	0.0%	0.0%	0.0%	0.0%	0.0%	0.0%	0.0%	0.0%	0.0%	0.2%	0.1%
88	133	60	68	108	457	110	107	94	94	60	462	919
100.0%	100.0%	100.0%	100.0%	100.0%	100.0%	100.0%	100.0%	100.0%	100.0%	100.0%	100.0%	100.0%

<About women in Postpartum period>

305 Have you had children within last 2 years?

Ass'arah	Mandah	Kultur/Kydia	Abu Hasebi	Al-Khiraat	Intervention	Natfiah	Makhraba	Saydoor	Izmaliah	Esaiah	Control	Total
18	28	9	17	27	99	10	16	14	17	13	70	169
18.0%	14.0%	9.1%	11.8%	10.4%	10.0%	10.0%	10.0%	10.0%	10.0%	10.0%	10.0%	10.0%
54	84	27	51	207	30	26	42	51	51	39	207	469
54.0%	51.4%	30.0%	42.5%	18.5%	30.0%	26.0%	42.0%	51.0%	51.0%	39.0%	40.0%	40.0%
18	28	9	17	27	99	10	16	14	17	13	70	169
100.0%	100.0%	100.0%	100.0%	100.0%	100.0%	100.0%	100.0%	100.0%	100.0%	100.0%	100.0%	100.0%

306 When you got pregnant with (NAME), did you want to get pregnant at that time?

Ass'arah	Mandah	Kultur/Kydia	Abu Hasebi	Al-Khiraat	Intervention	Natfiah	Makhraba	Saydoor	Izmaliah	Esaiah	Control	Total
12	22	8	14	22	78	10	11	8	9	10	48	126
66.7%	88.9%	82.4%	81.5%	78.8%	100.0%	100.0%	68.8%	57.1%	52.9%	76.9%	66.6%	74.6%
6	6	1	3	5	21	0	5	6	8	3	22	43
33.3%	21.4%	11.1%	17.6%	18.5%	21.2%	0.0%	31.3%	42.9%	47.1%	23.1%	31.4%	25.4%
18	28	9	17	27	99	10	16	14	17	13	70	169
100.0%	100.0%	100.0%	100.0%	100.0%	100.0%	100.0%	100.0%	100.0%	100.0%	100.0%	100.0%	100.0%

307 Did you want to have a baby later on, or did you not want any (more) children?

Ass'arah	Mandah	Kultur/Kydia	Abu Hasebi	Al-Khiraat	Intervention	Natfiah	Makhraba	Saydoor	Izmaliah	Esaiah	Control	Total
2	4	1	3	4	14	5	4	4	8	1	18	32
33.3%	66.7%	100.0%	80.0%	66.7%	100.0%	66.7%	100.0%	66.7%	100.0%	33.3%	81.8%	74.4%
4	2	0	1	7	0	2	0	2	0	2	4	11
66.7%	33.3%	0.0%	20.0%	33.3%	0.0%	33.3%	0.0%	33.3%	0.0%	66.7%	18.2%	25.6%
6	6	1	3	5	21	5	6	6	8	3	22	43
100.0%	100.0%	100.0%	100.0%	100.0%	100.0%	100.0%	100.0%	100.0%	100.0%	100.0%	100.0%	100.0%

<For All - Contraception>

308 Are you currently doing something or using any methods to delay or avoid getting pregnant?

Ass'arah	Mandah	Kultur/Kydia	Abu Hasebi	Al-Khiraat	Intervention	Natfiah	Makhraba	Saydoor	Izmaliah	Esaiah	Control	Total
61	92	48	38	72	311	79	65	61	38	306	617	1317
62.2%	62.2%	77.4%	49.4%	57.1%	60.9%	65.3%	55.1%	56.1%	59.4%	60.2%	60.5%	60.5%
37	37	14	39	54	200	42	53	44	26	202	402	804
37.8%	37.8%	22.6%	50.6%	42.9%	38.1%	34.7%	44.9%	41.9%	40.6%	39.8%	39.5%	39.5%
98	148	62	77	128	511	121	100	118	105	64	508	1019
100.0%	100.0%	100.0%	100.0%	100.0%	100.0%	100.0%	100.0%	100.0%	100.0%	100.0%	100.0%	100.0%

Among women excluding pregnant, sub-fecund/infecund, and Menopausal/ Has had hysterectomy

Ass'arah	Mandah	Kultur/Kydia	Abu Hasebi	Al-Khiraat	Intervention	Natfiah	Makhraba	Saydoor	Izmaliah	Esaiah	Control	Total
37	50	27	28	44	206	54	42	51	35	26	208	414
44.6%	55.6%	45.5%	44.4%	40.7%	46.9%	51.9%	48.5%	54.8%	39.3%	45.6%	48.4%	47.6%
1	0	0	0	0	1	0	0	1	0	0	1	2
1.2%	0.0%	0.0%	0.0%	0.0%	0.2%	0.0%	0.0%	1.1%	0.0%	0.0%	0.2%	0.2%
23	22	21	10	28	104	25	21	13	26	11	96	200
27.7%	17.5%	35.6%	15.9%	25.9%	29.7%	24.0%	24.1%	14.0%	29.9%	19.3%	22.3%	23.0%
61	92	48	38	72	311	76	65	65	61	37	305	616
73.5%	73.0%	81.4%	60.3%	66.7%	70.8%	72.1%	69.9%	68.5%	68.5%	64.9%	70.9%	70.9%
22	34	11	25	36	128	25	27	28	28	20	125	253
26.5%	27.0%	18.6%	39.7%	33.3%	29.2%	24.0%	27.6%	30.1%	31.5%	35.1%	29.1%	29.1%
83	128	59	63	108	439	104	87	93	89	57	430	869
100.0%	100.0%	100.0%	100.0%	100.0%	100.0%	100.0%	100.0%	100.0%	100.0%	100.0%	100.0%	100.0%

309 What is reasons for not using methods to delay or avoid getting pregnancy? (Multiple answers)

Ass'arah	Mandah	Kultur/Kydia	Abu Hasebi	Al-Khiraat	Intervention	Natfiah	Makhraba	Saydoor	Izmaliah	Esaiah	Control	Total
1	5	6	6	9	34	11	9	11	11	4	4	46
21.0%	26.8%	14.3%	23.1%	33.3%	27.0%	24.3%	20.8%	25.0%	25.0%	15.4%	22.8%	24.9%
2	1	1	3	3	9	4	5	8	8	3	3	16
8.1%	19.6%	21.4%	20.5%	20.4%	18.0%	9.5%	21.6%	9.4%	18.2%	23.1%	15.3%	16.7%
3	10	19	8	12	66	13	11	12	15	11	62	128
27.0%	33.9%	57.1%	30.8%	31.5%	33.0%	31.0%	29.7%	22.6%	34.1%	42.3%	30.7%	31.6%
4	5	0	2	7	18	2	3	3	4	2	14	32
10.8%	8.9%	0.0%	5.1%	13.0%	9.0%	4.8%	8.1%	5.7%	9.1%	7.7%	6.9%	8.0%
5	1	4	0	2	7	1	0	2	0	0	3	10
2.7%	7.1%	0.0%	0.0%	3.7%	3.5%	2.4%	0.0%	3.8%	0.0%	0.0%	1.5%	2.5%
6	3	6	1	3	13	3	1	6	1	1	14	27
8.1%	10.7%	7.1%	7.7%	7.7%	6.5%	7.1%	2.7%	15.1%	2.3%	3.8%	6.9%	6.7%
7	2	1	2	2	6	5	3					

311 Where did you obtain CURRENT METHOD the currently using modern methods? (Multiple answers)

	Assarah n=61	Mandah n=92	Kufur Kyia n=48	Abu Haseeb n=38	Al-Khaseeb n=72	Intervention n=311	Natfiah n=79	Makhraba n=63	Saydoor n=65	Izmaliyah n=61	Esaiah n=38	Control n=306	Total n=617
<Public>													
1 Gov. hospital	3.3%	1.1%	2.1%	7.9%	2.8%	2.9%	3.8%	1.5%	1.5%	4.9%	0.0%	0	8
2 University hospital	0.0%	0.0%	0.0%	0.0%	0.0%	0.0%	0.0%	0.0%	0.0%	0.0%	0.0%	0	1
3 Comprehensive health center (CHC)/primary	21.3%	38.0%	31.3%	26.3%	13.9%	26.7%	44.3%	27.0%	47.7%	31.1%	18.4%	19	109
4 Village health center	0.0%	0.0%	0.0%	0.0%	2.8%	0.6%	0.0%	0.0%	0.0%	0.0%	5.3%	0	2
5 Royal medical services	1.6%	2.2%	0.0%	0.0%	2.8%	1.6%	0.0%	0.0%	1.5%	1.6%	2.6%	1	8
6 Other public (Specify)													
<Private>													
7 Private Hospital	1.6%	1.1%	4.2%	0.0%	0.0%	1.3%	0.0%	0.0%	0.0%	0.0%	0.0%	0	0
8 Private clinic	18.0%	15.2%	9.0%	7.9%	27.8%	15.4%	3.8%	12.7%	9.2%	1.8%	10.5%	7	22
9 JAFPP	8.2%	7.6%	12.5%	7.9%	6.9%	8.4%	6.3%	19.0%	16.9%	4.9%	26.3%	3	41
10 UNRWa clinic	0.0%	0.0%	0.0%	18.4%	0.0%	2.3%	0.0%	1.8%	0.0%	9.8%	0.0%	0	7
11 Other non-governmental organization													
12 Pharmacy	6.6%	9.8%	6.3%	5.3%	2.8%	6.4%	10.1%	4.8%	3.1%	3.3%	7.9%	3	18
13 Other Private (Specify)	0.0%	1.1%	0.0%	0.0%	0.0%	0.3%	0.0%	0.0%	0.0%	0.0%	0.0%	0	1

312 Who advised you to use this method? (Multiple answers)

	Assarah n=61	Mandah n=92	Kufur Kyia n=48	Abu Haseeb n=38	Al-Khaseeb n=72	Intervention n=311	Natfiah n=79	Makhraba n=63	Saydoor n=65	Izmaliyah n=61	Esaiah n=38	Control n=306	Total n=617
1 No one (by Myself)	22	41	18	20	33	134	31	28	32	22	19	132	266
2 Doctor	36.1%	44.6%	37.5%	52.6%	45.8%	43.1%	39.2%	44.1%	48.2%	36.1%	50.0%	43.1%	43.1%
3 Nurse	11.5%	15.2%	10.4%	10.5%	11.1%	12.2%	6.3%	9.3%	9.2%	9.8%	5.3%	9.2%	10.7%
4 Midwife	4.9%	4.3%	0.0%	10.5%	4.2%	4.5%	11.4%	4.4%	5.1%	1.6%	2.6%	6.5%	5.5%
5 Husband	1.6%	3.3%	2.1%	2.6%	2.8%	2.6%	3.8%	3.2%	3.1%	1.6%	2.6%	2.9%	2.2%
6 Mother/Mother in law	4.9%	5.4%	8.3%	7.9%	1.4%	5.1%	5.1%	0.0%	6.2%	4.9%	2.6%	3.9%	4.5%
7 Other relative	0.0%	2.2%	0.0%	0.0%	2.8%	1.3%	5.1%	1.6%	4.6%	1.6%	2.6%	3.3%	2.2%
8 Friends	0.0%	7.6%	6.3%	2.6%	8.3%	5.5%	2.5%	1.6%	7.7%	3.3%	2.6%	3.6%	4.5%
9 Neighbors	3.3%	4.3%	0.0%	10.5%	6.9%	4.8%	1.3%	0.0%	3.1%	1.6%	2.6%	1.6%	3.2%
10 Community outreach workers	0.0%	5.4%	0.0%	5.3%	1.4%	2.6%	2.5%	0.0%	4.6%	1.6%	0.0%	2.0%	2.3%
11 Social workers	9.8%	7.6%	2.1%	0.0%	0.0%	4.5%	2.5%	1.6%	7.7%	1.6%	0.0%	2.9%	3.7%
96 Other	0.0%	1.1%	0.0%	0.0%	1.4%	0.6%	0.0%	0.0%	0.0%	0.0%	0.0%	0.0%	0.3%

313 Would you say that using contraception is mainly your decision?

	Assarah n=61	Mandah n=92	Kufur Kyia n=48	Abu Haseeb n=38	Al-Khaseeb n=72	Intervention n=311	Natfiah n=79	Makhraba n=63	Saydoor n=65	Izmaliyah n=61	Esaiah n=38	Control n=306	Total n=617
Mainly myself	11.2%	9.5%	0.0%	6.5%	3.2%	6.7%	14.0%	4.0%	6.8%	7.6%	3.1%	7.7%	39
Mainly husband/partner	2.0%	0.7%	1.6%	2.6%	1.6%	1.6%	0.8%	2.0%	1.7%	0.0%	0.0%	0	5
Joint decision	86.7%	84.5%	93.5%	84.4%	81.7%	85.3%	82.6%	92.0%	86.1%	84.8%	95.3%	87.8%	862
Other	0.0%	5.4%	4.8%	6.5%	13.5%	6.5%	2.5%	2.0%	3.4%	7.6%	1.6%	3.5%	18
Total	100.0%	100.0%	100.0%	100.0%	100.0%	100.0%	100.0%	100.0%	100.0%	100.0%	100.0%	100.0%	1019

314 Does your husband agree with using contraception?

	Assarah n=61	Mandah n=92	Kufur Kyia n=48	Abu Haseeb n=38	Al-Khaseeb n=72	Intervention n=311	Natfiah n=79	Makhraba n=63	Saydoor n=65	Izmaliyah n=61	Esaiah n=38	Control n=306	Total n=617
Yes	84.7%	89.9%	95.2%	84.4%	81.0%	86.5%	86.8%	90.0%	87.3%	86.7%	95.3%	88.6%	875
No	13.3%	6.1%	3.2%	11.7%	12.7%	9.6%	7.4%	5.1%	10.5%	10.5%	3.1%	7.1%	36
Don't know	2.0%	4.1%	1.6%	3.9%	6.3%	3.9%	2.0%	2.9%	2.2%	2.8%	1.6%	4.3%	22
Total	100.0%	100.0%	100.0%	100.0%	100.0%	100.0%	100.0%	100.0%	100.0%	100.0%	100.0%	100.0%	1019

315 Lack of provider/facility reasons>

	Assarah n=61	Mandah n=92	Kufur Kyia n=48	Abu Haseeb n=38	Al-Khaseeb n=72	Intervention n=311	Natfiah n=79	Makhraba n=63	Saydoor n=65	Izmaliyah n=61	Esaiah n=38	Control n=306	Total n=617
Lack of female providers	0	0	0	0	0	0	0	0	0	0	0	0	0
Lack of privacy	0	0	0	0	0	0	0	0	0	0	0	0	0
Provider offers limited methods	0	0	0	0	0	0	0	0	0	0	0	0	0
Provider did not give method requested	0	0	0	0	0	0	0	0	0	0	0	0	0
Requested methods not available	0	0	0	0	0	0	0	0	0	0	0	0	0
Inadequate counseling	0	0	0	0	0	0	0	0	0	0	0	0	0
Negative experience with FP provider	0	0	0	0	0	0	0	0	0	0	0	0	0
Other (Specify)	1	3	0	0	0	1	5	2	1	3	0	0	6
Don't know	2.7%	5.4%	0.0%	0.0%	1.9%	2.5%	4.8%	2.7%	5.7%	0.0%	0.0%	3.0%	2.7%

316 Which method are you using now? (Multiple answers)

	Assarah n=61	Mandah n=92	Kufur Kyia n=48	Abu Haseeb n=38	Al-Khaseeb n=72	Intervention n=311	Natfiah n=79	Makhraba n=63	Saydoor n=65	Izmaliyah n=61	Esaiah n=38	Control n=306	Total n=617
<Modern Methods>													
1 IUD	20	40	16	14	32	122	31	26	31	18	19	125	247
2 Injectables	32.8%	43.5%	33.3%	36.8%	44.4%	39.2%	41.3%	47.7%	47.7%	29.5%	50.0%	40.8%	40.0%
3 Implants	1.6%	2.2%	0.0%	2.6%	2.8%	1.9%	2.5%	0.0%	0.0%	3.3%	0.0%	1.3%	1.6%
4 Pills	0.0%	1.1%	0.0%	7.9%	0.0%	1.3%	0.0%	0.0%	0.0%	0.0%	0.0%	0.0%	0
5 Male Condom	19.7%	16.3%	4.2%	13.2%	8.3%	12.9%	17.7%	13.8%	8.2%	21.1%	15.4%	14.1%	87
6 Female Condom	3.3%	7.6%	10.4%	5.3%	2.8%	6.8%	7.6%	9.5%	15.4%	11.5%	0.0%	9.5%	7.6%
7 Diaphragm													
8 Foam/Jelly													
9 Local Anesthetics Method (LAM)	0	1	0	0	0	1	0	0	0	0	0	0	1
10 Female Sterilization	0.0%	1.1%	0.0%	0.0%	0.0%	0.3%	0.0%	0.0%	0.0%	0.0%	0.0%	0.0%	0.2%
11 Male Sterilization	4.9%	4.3%	6.3%	7.9%	2.8%	4.8%	2.5%	0.0%	3.1%	4.9%	0.0%	2.3%	3.6%
12 Other modern method	0	0	0	0	0	1	0	0	0	0	0	0	1
<Traditional Methods>													
13 Rhythm Method (Calendar/ period)	1.6%	3.3%	2.1%	0.0%	1.4%	1.9%	1.3%	3.2%	0.0%	0.0%	0.0%	1.0%	1.5%
14 Withdrawal	23	18	20	9	26	96	24	18	13	25	11	91	187
15 Breastfeeding (Traditional)	37.7%	19.6%	41.7%	23.7%	36.1%	30.9%	30.4%	28.6%	20.0%	41.0%	28.9%	29.7%	30.3%
16 Other traditional Method	0.0%	1.1%	0.0%	2.6%	1.4%	1.0%	0.0%	1.6%	1.5%	1.6%	0.0%	1.0%	1.0%

320 Which method is most likely to be selected by you in the future?

	Ass'arah n=81	Mandah n=108	Kufur/Kifia n=36	Abu Habel n=51	Al-Khineh n=84	Intervention n=340	Natfiah n=86	Makhraba n=71	Saydoor n=78	Izmalieh n=71	Esaleh n=50	Control n=356	Total n=696
<Modern Methods>													
1 IUD	36 59.0%	65 60.2%	23 63.9%	30 58.8%	64 76.2%	218 63.6%	53 61.5%	43 60.6%	56 71.8%	40 56.3%	37 74.0%	229 64.3%	447 64.2%
2 Injectables	0 0.0%	1 0.9%	5 13.9%	0 0.0%	2 2.4%	6 1.8%	2 2.3%	1 1.4%	1 1.3%	3 4.2%	0 0.0%	7 2.0%	13 1.9%
3 Implants	0 0.0%	0 0.0%	0 0.0%	2 3.9%	2 2.4%	5 1.5%	2 2.3%	7 9.9%	0 0.0%	2 2.8%	0 0.0%	9 2.5%	14 2.0%
4 Pills	15 18.3%	24 22.2%	2 5.6%	10 19.6%	9 10.7%	60 17.6%	15 17.4%	11 15.5%	10 12.8%	10 14.1%	10 20.0%	55 15.7%	116 16.7%
5 Male Condom	6 7.3%	9 8.3%	3 8.3%	2 3.9%	2 2.4%	22 6.5%	7 8.1%	8 11.3%	9 11.5%	5 7.0%	5 10.0%	30 8.4%	52 7.5%
6 Female Condom	1 1.2%	0 0.0%	0 0.0%	0 0.0%	0 0.0%	0 0.0%	1 1.2%	0 0.0%	0 0.0%	0 0.0%	0 0.0%	1 0.3%	2 0.3%
7 Diaphragm	1 1.2%	0 0.0%	0 0.0%	0 0.0%	0 0.0%	0 0.0%	1 1.2%	0 0.0%	0 0.0%	0 0.0%	0 0.0%	1 0.3%	2 0.3%
8 Foam/Jelly	1 1.2%	0 0.0%	0 0.0%	0 0.0%	0 0.0%	0 0.0%	1 1.2%	0 0.0%	0 0.0%	0 0.0%	0 0.0%	1 0.3%	2 0.3%
9 Local anal Amenorrhea	0 0.0%	0 0.0%	0 0.0%	0 0.0%	0 0.0%	0 0.0%	0 0.0%	0 0.0%	0 0.0%	0 0.0%	0 0.0%	0 0.0%	0 0.0%
10 Method (LAM)	0 0.0%	0 0.0%	0 0.0%	0 0.0%	0 0.0%	0 0.0%	0 0.0%	0 0.0%	0 0.0%	0 0.0%	0 0.0%	0 0.0%	0 0.0%
11 Female Sterilization	1 1.2%	4 3.7%	2 5.6%	3 5.9%	2 2.4%	12 3.5%	4 4.7%	1 1.4%	1 1.3%	3 4.2%	0 0.0%	6 1.7%	18 2.6%
12 Male Sterilization	0 0.0%	0 0.0%	0 0.0%	0 0.0%	0 0.0%	0 0.0%	0 0.0%	0 0.0%	0 0.0%	0 0.0%	0 0.0%	0 0.0%	0 0.0%
13 Other modern method	0 0.0%	0 0.0%	0 0.0%	0 0.0%	0 0.0%	0 0.0%	0 0.0%	0 0.0%	0 0.0%	0 0.0%	0 0.0%	0 0.0%	0 0.0%
14 Don't Know	2 2.5%	1 0.9%	0 0.0%	0 0.0%	1 1.2%	4 1.2%	0 0.0%	2 2.8%	1 1.3%	2 2.8%	1 2.0%	6 1.7%	10 1.4%

321 From one menstrual period to the next, are there certain days when a woman is more likely to become pregnant?

	Ass'arah n=81	Mandah n=108	Kufur/Kifia n=36	Abu Habel n=51	Al-Khineh n=84	Intervention n=340	Natfiah n=86	Makhraba n=71	Saydoor n=78	Izmalieh n=71	Esaleh n=50	Control n=356	Total n=696
Yes	71 87.7%	116 107.4%	48 133.3%	63 123.5%	92 176.2%	350 103.0%	90 104.7%	84 118.3%	103 133.3%	76 107.1%	41 82.0%	396 111.8%	786 112.8%
No	7 8.5%	15 13.9%	8 22.2%	5 9.8%	22 41.9%	66 19.4%	22 25.6%	13 18.3%	8 10.3%	15 21.1%	20 28.0%	77 21.9%	144 20.7%
Don't Know	12 14.8%	16 14.8%	6 16.7%	9 17.6%	12 22.6%	55 16.2%	12 14.1%	3 4.2%	7 9.0%	12 16.9%	3 4.0%	34 9.8%	89 12.8%
Total	100.0%	100.0%	100.0%	100.0%	100.0%	100.0%	100.0%	100.0%	100.0%	100.0%	100.0%	100.0%	100.0%

322 If yes, when is this time?

	Ass'arah n=81	Mandah n=108	Kufur/Kifia n=36	Abu Habel n=51	Al-Khineh n=84	Intervention n=340	Natfiah n=86	Makhraba n=71	Saydoor n=78	Izmalieh n=71	Esaleh n=50	Control n=356	Total n=696
Just before her period begins	3 3.7%	2 1.7%	0 0.0%	1 1.6%	0 0.0%	6 1.5%	2 2.2%	5 6.9%	0 0.0%	1 1.3%	0 0.0%	8 2.0%	14 1.9%
During her period	0 0.0%	0 0.0%	0 0.0%	0 0.0%	0 0.0%	0 0.0%	0 0.0%	0 0.0%	0 0.0%	0 0.0%	0 0.0%	0 0.0%	0 0.0%
Right after her period has ended	33 40.6%	28 24.1%	13 36.1%	11 21.6%	21 39.6%	106 31.2%	38 44.2%	25 33.8%	34 43.6%	21 28.3%	5 10.0%	123 34.5%	229 32.9%
Halfway between two periods	34 41.9%	84 72.9%	35 97.2%	51 98.0%	70 129.6%	274 80.6%	50 58.1%	64 88.7%	69 88.5%	56 74.6%	36 47.6%	265 74.4%	539 77.4%
Other	1 1.2%	0 0.0%	0 0.0%	0 0.0%	0 0.0%	2 0.6%	0 0.0%	0 0.0%	0 0.0%	0 0.0%	0 0.0%	0 0.0%	2 0.3%
No answer	0 0.0%	0 0.0%	0 0.0%	0 0.0%	0 0.0%	1 0.3%	0 0.0%	0 0.0%	0 0.0%	0 0.0%	0 0.0%	0 0.0%	1 0.1%
Total	100.0%	100.0%	100.0%	100.0%	100.0%	100.0%	100.0%	100.0%	100.0%	100.0%	100.0%	100.0%	100.0%

323 Do you think that modern methods are more effective or not than traditional methods for preventing pregnancy?

	Ass'arah n=81	Mandah n=108	Kufur/Kifia n=36	Abu Habel n=51	Al-Khineh n=84	Intervention n=340	Natfiah n=86	Makhraba n=71	Saydoor n=78	Izmalieh n=71	Esaleh n=50	Control n=356	Total n=696
Modern methods are less effective	5 6.2%	9 8.3%	10 27.8%	10 19.6%	11 20.6%	41 12.1%	11 12.8%	11 15.5%	14 17.9%	15 21.1%	6 12.0%	47 13.2%	88 12.6%
Modern methods are equally effective	14 17.3%	13 11.9%	1 2.8%	4 7.7%	6 11.1%	38 11.2%	8 9.3%	18 25.4%	11 14.1%	2 2.8%	1 2.0%	42 11.8%	80 11.5%
Modern methods are more effective	72 88.8%	86 79.1%	45 125.0%	53 103.9%	67 126.2%	261 76.8%	65 75.6%	42 57.9%	63 80.8%	54 74.8%	43 85.6%	366 102.8%	741 106.4%
Don't know	6 7.3%	18 16.7%	6 16.7%	6 11.8%	10 18.8%	14 4.1%	7 8.1%	15 21.1%	12 15.4%	13 18.3%	5 10.0%	52 14.6%	106 15.2%
No answer	1 1.2%	2 1.9%	0 0.0%	0 0.0%	0 0.0%	3 0.9%	0 0.0%	0 0.0%	0 0.0%	0 0.0%	0 0.0%	3 0.8%	4 0.6%
Total	100.0%	100.0%	100.0%	100.0%	100.0%	100.0%	100.0%	100.0%	100.0%	100.0%	100.0%	100.0%	100.0%

324 Do you think that you will use a modern FP method to delay or avoid pregnancy in the future?

	Ass'arah n=81	Mandah n=108	Kufur/Kifia n=36	Abu Habel n=51	Al-Khineh n=84	Intervention n=340	Natfiah n=86	Makhraba n=71	Saydoor n=78	Izmalieh n=71	Esaleh n=50	Control n=356	Total n=696
Yes	61 75.3%	51 47.2%	34 94.4%	51 100.0%	64 120.5%	240 70.6%	86 100.0%	86 121.1%	78 100.0%	71 100.0%	50 100.0%	356 100.0%	696 100.0%
No	35 43.1%	25 23.1%	2 5.6%	0 0.0%	20 38.1%	151 44.4%	31 36.0%	31 43.1%	37 47.4%	32 43.8%	11 22.0%	138 38.8%	287 41.2%
Don't Know	2 2.5%	5 4.6%	1 2.8%	2 3.9%	4 7.6%	10 2.9%	4 4.7%	4 5.5%	4 5.1%	3 4.1%	3 6.0%	16 4.5%	36 5.2%
Total	100.0%	100.0%	100.0%	100.0%	100.0%	100.0%	100.0%	100.0%	100.0%	100.0%	100.0%	100.0%	100.0%

325 What number of children (son / daughter) do you think suitable for your family?

	Ass'arah n=81	Mandah n=108	Kufur/Kifia n=36	Abu Habel n=51	Al-Khineh n=84	Intervention n=340	Natfiah n=86	Makhraba n=71	Saydoor n=78	Izmalieh n=71	Esaleh n=50	Control n=356	Total n=696
1-2	13 16.1%	14 12.9%	15 41.7%	4 7.8%	15 28.6%	47 13.8%	8 9.3%	8 11.1%	8 10.3%	12 15.8%	7 14.0%	48 13.2%	95 13.7%
3	14 17.3%	25 23.1%	8 22.2%	8 15.7%	18 34.1%	80 23.5%	18 20.9%	16 22.1%	16 20.6%	16 21.4%	10 20.0%	64 18.0%	144 20.7%
4	42 51.9%	66 61.1%	37 102.8%	37 72.7%	52 98.0%	223 65.6%	42 48.8%	49 66.1%	49 62.8%	49 64.6%	28 56.0%	225 63.2%	448 64.4%
5	11 13.6%	15 13.9%	9 25.0%	9 17.6%	17 32.1%	75 22.1%	19 22.1%	19 25.5%	19 24.4%	21 27.1%	8 16.0%	82 23.0%	157 22.6%
6	11 13.6%	10 9.3%	13 36.1%	13 25.5%	10 18.8%	57 16.5%	13 15.0%	13 17.7%	13 16.7%	12 15.6%	6 12.0%	53 14.9%	110 15.8%
>=7	7 8.7%	4 3.7%	5 13.9%	8 15.7%	6 11.1%	27 7.9%	6 7.0%	6 8.2%	6 7.7%	7 9.1%	4 8.0%	31 8.7%	58 8.3%
96	0 0.0%	0 0.0%	0 0.0%	0 0.0%	0 0.0%	0 0.0%	0 0.0%	0 0.0%	0 0.0%	0 0.0%	0 0.0%	0 0.0%	0 0.0%
98	0 0.0%	0 0.0%	0 0.0%	0 0.0%	0 0.0%	0 0.0%	0 0.0%	0 0.0%	0 0.0%	0 0.0%	0 0.0%	0 0.0%	0 0.0%
No answer	0 0.0%	0 0.0%	0 0.0%	0 0.0%	0 0.0%	0 0.0%	0 0.0%	0 0.0%	0 0.0%	0 0.0%	0 0.0%	0 0.0%	0 0.0%
Total	100.0%	100.0%	100.0%	100.0%	100.0%	100.0%	100.0%	100.0%	100.0%	100.0%	100.0%	100.0%	100.0%

326 Does your husband want the same number of children that you want?

	Ass'arah n=81	Mandah n=108	Kufur/Kifia n=36	Abu Habel n=51	Al-Khineh n=84	Intervention n=340	Natfiah n=86	Makhraba n=71	Saydoor n=78	Izmalieh n=71	Esaleh n=50	Control n=356	Total n=696
Same number	54 66.7%	74 68.5%	38 105.6%	60 117.6%	62 117.6%	239 70.3%	82 95.3%	62 84.5%	62 79.5%	75 98.5%	43 86.0%	325 91.3%	601 86.3%
More children	38 46.9%	29 26.9%	6 16.7%	11 21.6%	16 30.2%	99 29.1%	38 44.2%	32 43.7%	32 41.0%	27 35.4%	8 16.0%	133 37.4%	229 32.9%
Fewer children	7 8.7%	5 4.6%	2 5.6%	2 3.9%	3 5.6%	25 7.3%	18 20.9%	18 24.1%	18 23.1%	19 24.4%	4 8.0%	38 10.7%	61 8.7%
Don't Know	0 0.0%	2 1.9%	2 5.6%	2 3.9%	2 3.8%	10 2.9%	5 5.8%	5 6.6%	5 6.4%	1 1.3%	3 6.0%	17 4.8%	27 3.9%
No answer	0 0.0%	0 0.0%	0 0.0%	0 0.0%	0 0.0%	0 0.0%	0 0.0%	0 0.0%	0 0.0%	0 0.0%	0 0.0%	0 0.0%	0 0.0%
Total	100.0%	100.0%	100.0%	100.0%	100.0%	100.0%	100.0%	100.0%	100.0%	100.0%	100.0%	100.0%	100.0%

327 Do you want to have a baby in the future?

	Ass'arah n=81	Mandah n=108	Kufur/Kifia n=36	Abu Habel n=51	Al-Khineh n=84	Intervention n=340	Natfiah n=86	Makhraba n=71	Saydoor n=78	Izmalieh n=71	Esaleh n=50	Control n=356	Total n=696
Yes	38 46.9%	63 58.3%	28 77.8%	38 74.5%	42 79.6%	172 50.6%	52 60.5%	52 70.6%	52 66.7%	48 63.4%	34 68.0%	246 69.1%	485 69.7%
No	58 71.6%	84 77.8%	39 108.3%	53 103.9%	61 115.2%	268 78.8%	61 70.8%	64 87.1%	64 82.1%	54 71.2%	30 60.0%	254 71.4%	522 74.9%
Don't Know	2 2.5%	1 0.9%	0 0.0%	0 0.0%	0 0.0%	4 1.2%	3 3.5%	3 4.1%	2 2.6%	2 2.7%	0 0.0%	8 2.2%	12 1.7%</

354. What are the personal, family or social reasons that prevent women from using a modern method of FP?

	Assarah	Mandah	Kulur Kytia	Abu Hasebi	Al-Khasebi	Intervention	Natfiah	Makhraba	Saydoor	Izmaliah	Esaiah	Control	Total
1 Fear of health problem	85	131	50	62	109	437	108	85	99	78	54	424	861
2 Want to more children to fulfill maternal role	15	27	16	23	15	96	19	21	29	24	6	6	195
3 Proception of self as fertile and desirable	2	0	0	1	0	3	5	2	2	3	1	13	16
4 Fear of being abandoned by the husband	3	2	0	0	1	6	2	0	0	1	2	7	13
5 Husband may take another wife	6	9	5	5	1	26	5	5	7	3	3	20	46
6 Other	4	15	2	3	0	14	2	6	6	6	0	23	37
98 Don't know	6	7	2	5	10	30	6	5	6	10	6	33	63
Average	52.5%	65.2%	50%	55.8%	53.9%	56.6%	61.6%	54.5%	56.4%	45.7%	51.2%	54.5%	55.5%
Sample standard deviation	3.18	2.93	1.77	3.05	3.16	3.31	2.15	2.55	2.90	2.12	2.98	2.43	2.80

355. About delivery in the last 12 months, where did you give birth?

	Assarah	Mandah	Kulur Kytia	Abu Hasebi	Al-Khasebi	Intervention	Natfiah	Makhraba	Saydoor	Izmaliah	Esaiah	Control	Total
1 Your home / Other home	23	30	13	16	27	109	24	21	24	23	14	108	215
2 Gov. hospital	56.5%	66.7%	53.8%	63.8%	93.8%	48.4%	62.4%	58.3%	81.0%	45.8%	57.1%	61.3%	61.9%
3 University hospital	0.0%	0.0%	0.0%	6.3%	3.7%	1.8%	0.0%	0.0%	0.0%	0.0%	0.0%	0.0%	0.0%
4 Royal medical services	26.1%	20.0%	38.5%	0.0%	29.6%	22.9%	20.8%	14.3%	29.2%	21.7%	0.0%	18.9%	20.9%
5 Private public	4	4	1	0	5	14	5	1	5	3	6	20	34
6 Private hospital	17.4%	13.3%	7.7%	0.0%	18.5%	12.8%	20.8%	4.8%	20.8%	13.0%	42.9%	18.9%	15.8%
7 NGO hospital													
8 NGO clinic													
9 Others private													
Total	23	30	13	16	27	109	24	21	24	23	14	108	215

356. During the 6 weeks after birth, did you see anyone for postnatal care?

	Assarah	Mandah	Kulur Kytia	Abu Hasebi	Al-Khasebi	Intervention	Natfiah	Makhraba	Saydoor	Izmaliah	Esaiah	Control	Total
Yes	13	20	7	15	13	68	14	17	11	15	15	6	133
Gov. hospital	56.5%	66.7%	53.8%	63.8%	93.8%	48.4%	62.4%	58.3%	81.0%	45.8%	57.1%	61.3%	61.9%
University hospital	0.0%	0.0%	0.0%	6.3%	3.7%	1.8%	0.0%	0.0%	0.0%	0.0%	0.0%	0.0%	0.0%
Royal medical services	26.1%	20.0%	38.5%	0.0%	29.6%	22.9%	20.8%	14.3%	29.2%	21.7%	0.0%	18.9%	20.9%
Private public	4	4	1	0	5	14	5	1	5	3	6	20	34
Private hospital	17.4%	13.3%	7.7%	0.0%	18.5%	12.8%	20.8%	4.8%	20.8%	13.0%	42.9%	18.9%	15.8%
NGO hospital													
NGO clinic													
Others private													
Total	23	30	13	16	27	109	24	21	24	23	14	108	215

357. How long after delivery did the first check take place?

	Assarah	Mandah	Kulur Kytia	Abu Hasebi	Al-Khasebi	Intervention	Natfiah	Makhraba	Saydoor	Izmaliah	Esaiah	Control	Total
<=7	9	1	3	3	3	33	3	3	3	3	1	3	13
8 <=14	6	6	1	0	4	1	12	4	2	1	2	1	10
>=15	4	5	2	1	2	14	5	5	5	6	1	18	32
Total	11	9	3	3	8	4	35	13	4	10	9	5	41

358. During this check-ups, did you receive information or counseling about family planning?

	Assarah	Mandah	Kulur Kytia	Abu Hasebi	Al-Khasebi	Intervention	Natfiah	Makhraba	Saydoor	Izmaliah	Esaiah	Control	Total
Yes	63.6%	66.7%	33.3%	75.0%	75.0%	65.7%	69.2%	50.0%	50.0%	55.6%	60.0%	58.5%	61.9%
No	36.4%	33.3%	66.7%	25.0%	25.0%	34.3%	30.8%	50.0%	50.0%	44.4%	40.0%	41.5%	38.2%
Total	100.0%	100.0%	100.0%	100.0%	100.0%	100.0%	100.0%	100.0%	100.0%	100.0%	100.0%	100.0%	100.0%

354. What are the personal, family or social reasons that prevent women from using a modern method of FP?

	Assarah	Mandah	Kulur Kytia	Abu Hasebi	Al-Khasebi	Intervention	Natfiah	Makhraba	Saydoor	Izmaliah	Esaiah	Control	Total
1 Fear of health problem	85	131	50	62	109	437	108	85	99	78	54	424	861
2 Want to more children to fulfill maternal role	15	27	16	23	15	96	19	21	29	24	6	6	195
3 Proception of self as fertile and desirable	2	0	0	1	0	3	5	2	2	3	1	13	16
4 Fear of being abandoned by the husband	3	2	0	0	1	6	2	0	0	1	2	7	13
5 Husband may take another wife	6	9	5	5	1	26	5	5	7	3	3	20	46
6 Other	4	15	2	3	0	14	2	6	6	6	0	23	37
98 Don't know	6	7	2	5	10	30	6	5	6	10	6	33	63
Average	52.5%	65.2%	50%	55.8%	53.9%	56.6%	61.6%	54.5%	56.4%	45.7%	51.2%	54.5%	55.5%
Sample standard deviation	3.18	2.93	1.77	3.05	3.16	3.31	2.15	2.55	2.90	2.12	2.98	2.43	2.80

355. About delivery in the last 12 months, where did you give birth?

	Assarah	Mandah	Kulur Kytia	Abu Hasebi	Al-Khasebi	Intervention	Natfiah	Makhraba	Saydoor	Izmaliah	Esaiah	Control	Total
1 Your home / Other home	23	30	13	16	27	109	24	21	24	23	14	108	215
2 Gov. hospital	56.5%	66.7%	53.8%	63.8%	93.8%	48.4%	62.4%	58.3%	81.0%	45.8%	57.1%	61.3%	61.9%
3 University hospital	0.0%	0.0%	0.0%	6.3%	3.7%	1.8%	0.0%	0.0%	0.0%	0.0%	0.0%	0.0%	0.0%
4 Royal medical services	26.1%	20.0%	38.5%	0.0%	29.6%	22.9%	20.8%	14.3%	29.2%	21.7%	0.0%	18.9%	20.9%
5 Private public	4	4	1	0	5	14	5	1	5	3	6	20	34
6 Private hospital	17.4%	13.3%	7.7%	0.0%	18.5%	12.8%	20.8%	4.8%	20.8%	13.0%	42.9%	18.9%	15.8%
7 NGO hospital													
8 NGO clinic													
9 Others private													
Total	23	30	13	16	27	109	24	21	24	23	14	108	215

356. During the 6 weeks after birth, did you see anyone for postnatal care?

	Assarah	Mandah	Kulur Kytia	Abu Hasebi	Al-Khasebi	Intervention	Natfiah	Makhraba	Saydoor	Izmaliah	Esaiah	Control	Total
Yes	13	20	7	15	13	68	14	17	11	15	15	6	133
Gov. hospital	56.5%	66.7%	53.8%	63.8%	93.8%	48.4%	62.4%	58.3%	81.0%	45.8%	57.1%	61.3%	61.9%
University hospital	0.0%	0.0%	0.0%	6.3%	3.7%	1.8%	0.0%	0.0%	0.0%	0.0%	0.0%	0.0%	0.0%
Royal medical services	26.1%	20.0%	38.5%	0.0%	29.6%	22.9%	20.8%	14.3%	29.2%	21.7%	0.0%	18.9%	20.9%
Private public	4	4	1	0	5	14	5	1	5	3	6	20	34
Private hospital	17.4%	13.3%	7.7%	0.0%	18.5%	12.8%	20.8%	4.8%	20.8%	13.0%	42.9%	18.9%	15.8%
NGO hospital													
NGO clinic													
Others private													
Total	23	30	13	16	27	109	24	21	24	23	14	108	215

357. How long after delivery did the first check take place?

	Assarah	Mandah	Kulur Kytia	Abu Hasebi	Al-Khasebi	Intervention	Natfiah	Makhraba	Saydoor	Izmaliah	Esaiah	Control	Total
<=7	9	1	3	3	3	33	3	3	3	3	1	3	13
8 <=14	6	6	1	0	4	1	12	4	2	1	2	1	10
>=15	4	5	2	1	2	14	5	5	5	6	1	18	32
Total	11	9	3	3	8	4	35	13	4	10	9	5	41

358. During this check-ups, did you receive information or counseling about family planning?

	Assarah	Mandah	Kulur Kytia	Abu Hasebi	Al-Khasebi	Intervention	Natfiah	Makhraba	Saydoor	Izmaliah	Esaiah	Control	Total
Yes	63.6%	66.7%	33.3%	75.0%	75.0%	65.7%	69.2%	50.0%	50.0%	55.6%	60.0%	58.5%	61.9%
No	36.4%	33.3%	66.7%	25.0%	25.0%	34.3%	30.8%	50.0%	50.0%	44.4%	40.0%	41.5%	38.2%
Total	100.0%	100.0%	100.0%	100.0%	100.0%	100.0%	100.0%	100.0%	100.0%	100.0%	100.0%	100.0%	100.0%

354. What are the personal, family or social reasons that prevent women from using a modern method of FP?

	Assarah	Mandah	Kulur Kytia	Abu Hasebi	Al-Khasebi	Intervention	Natfiah	Makhraba	Saydoor	Izmaliah	Esaiah	Control	Total
1 Fear of health problem	85	131	50	62	109	437	108	85	99	78	54	424	861
2 Want to more children to fulfill maternal role	15	27	16	23	15	96	19	21	29	24	6	6	195
3 Proception of self as fertile and desirable	2	0	0	1	0	3	5	2	2	3	1	13	16
4 Fear of being abandoned by the husband	3	2	0	0	1	6	2	0	0	1	2	7	13
5 Husband may take another wife	6	9	5	5	1	26	5	5	7	3	3	20	46
6 Other	4	15	2	3	0	14	2	6	6	6	0	23	37
98 Don't know	6	7	2	5	10	30	6	5	6	10	6	33	63
Average	52.5%	65.2%	50%	55.8%	53.9%	56.6%	61.6%	54.5%	56.4%	45.7%	51.2%	54.5%	55.5%
Sample standard deviation	3.18	2.93	1.77	3.05	3.16	3.31	2.15	2.55	2.90	2.12	2.98	2.43	2.80

355. About delivery in the last 12 months, where did you give birth?

	Assarah	Mandah	Kulur Kytia	Abu Hasebi	Al-Khasebi	Intervention	Natfiah	Makhraba	Saydoor	Izmaliah	Esaiah	Control	Total
1 Your home / Other home	23	30	13	16	27	109	24	21	24	23	14	108	215
2 Gov. hospital	56.5%	66.7%	53.8%	63.8%	93.8%	48.4%	62.4%	58.3					

SECTION 4: Use of Village Health Center

401 Who usually makes the decisions about your visits related to RH care and FP services?

	Assarah	Mandah	Kufur Kyifa	Abu Habab	Al-Khabeib	Intervention	Natfiah	Makhrabat	Saydoor	Izmalah	Esalah	Control	Total
	n=32	n=42	n=124	n=62	n=90	n=391	n=65	n=74	n=52	n=84	n=51	n=366	n=577
Respondent	32.7%	55.4%	29.0%	45.5%	34.9%	41.3%	43.0%	32.0%	42.4%	42.9%	29.7%	38.0%	40.1%
Husband	12.2%	4.7%	5.4%	5.2%	5.6%	6.8%	6.6%	9.0%	9.3%	4.8%	4.7%	7.1%	7.0%
Respondent and husband jointly	54.7%	37.1%	31.7%	37.1%	37.1%	37.1%	37.1%	37.1%	37.1%	37.1%	37.1%	37.1%	37.1%
Senior male family member	55.1%	39.9%	59.7%	49.4%	56.3%	50.7%	50.4%	58.0%	47.5%	52.4%	65.6%	53.5%	52.1%
Senior female family member	0.0%	0.0%	0.0%	0.0%	0.0%	0.0%	0.0%	0.0%	0.0%	0.0%	0.0%	0.0%	0.0%
Other	0.0%	0.0%	0.0%	0.0%	0.0%	0.0%	0.0%	0.0%	0.0%	0.0%	0.0%	0.0%	0.0%
No answer	0.0%	0.0%	0.0%	0.0%	0.0%	0.0%	0.0%	0.0%	0.0%	0.0%	0.0%	0.0%	0.0%
Total	100.0%	100.0%	100.0%	100.0%	100.0%	100.0%	100.0%	100.0%	100.0%	100.0%	100.0%	100.0%	100.0%

402 Do you know (NAME of VHC) nearest to the respondent?

	Assarah	Mandah	Kufur Kyifa	Abu Habab	Al-Khabeib	Intervention	Natfiah	Makhrabat	Saydoor	Izmalah	Esalah	Control	Total
	n=18	n=19	n=14	n=14	n=31	n=103	n=40	n=22	n=17	n=19	n=13	n=111	n=214
Yes	95.9%	95.9%	98.4%	98.7%	96.5%	96.7%	86.8%	96.0%	92.4%	98.1%	100.0%	93.9%	95.3%
No	4.1%	4.1%	1.6%	1.3%	3.5%	3.3%	13.2%	4.0%	7.6%	1.9%	0.0%	6.1%	4.7%
Total	100.0%	100.0%	100.0%	100.0%	100.0%	100.0%	100.0%	100.0%	100.0%	100.0%	100.0%	100.0%	100.0%

404 Have you used (NAME of VHC) in the last 4 years?

	Assarah	Mandah	Kufur Kyifa	Abu Habab	Al-Khabeib	Intervention	Natfiah	Makhrabat	Saydoor	Izmalah	Esalah	Control	Total
	n=21	n=18	n=19	n=14	n=31	n=103	n=40	n=22	n=17	n=19	n=13	n=111	n=214
Yes	77.3%	87.3%	68.9%	81.6%	74.4%	79.1%	61.9%	77.1%	84.4%	81.6%	79.7%	76.7%	78.0%
No	22.3%	12.7%	31.1%	18.4%	25.6%	20.9%	38.1%	22.9%	15.6%	18.4%	20.3%	23.3%	22.0%
Total	100.0%	100.0%	100.0%	100.0%	100.0%	100.0%	100.0%	100.0%	100.0%	100.0%	100.0%	100.0%	100.0%

405 Why do not you use the VHC? (Multiple answer) (n=153)

	Assarah	Mandah	Kufur Kyifa	Abu Habab	Al-Khabeib	Intervention	Natfiah	Makhrabat	Saydoor	Izmalah	Esalah	Control	Total
	n=21	n=18	n=19	n=14	n=31	n=103	n=40	n=22	n=17	n=19	n=13	n=111	n=214
1 I don't know what kinds of services they are	0.0%	0.0%	0.0%	0.0%	0.0%	0.0%	2.5%	4.5%	0.0%	0.0%	15.4%	3.6%	1.9%
2 There are no services I need	28.6%	27.8%	36.8%	28.6%	32.3%	31.1%	30.0%	40.9%	29.4%	31.6%	46.2%	34.2%	32.7%
3 There is no medical doctor	14.3%	0.0%	21.1%	21.4%	3.2%	10.7%	17.5%	9.1%	5.9%	10.5%	7.7%	11.7%	11.2%
4 Attitude of staff at the VHC is not good	0.0%	0.0%	0.0%	7.1%	3.2%	1.9%	0.0%	4.5%	0.0%	5.3%	15.4%	3.6%	2.8%
5 Far from home	0.0%	0.0%	0.0%	0.0%	9.7%	3.9%	0.0%	0.0%	0.0%	0.0%	0.0%	0.9%	2.3%
6 Services are limited	23.8%	27.8%	57.9%	21.4%	38.7%	35.0%	40.0%	13.6%	35.3%	42.1%	46.2%	35.1%	35.0%
7 Drugs are limited	14.3%	38.9%	0.0%	0.0%	38.7%	21.4%	7.5%	31.8%	11.8%	5.3%	53.8%	18.0%	19.6%
8 I am using Comprehensive Center	0.0%	0.0%	0.0%	0.0%	0.0%	24.3%	40.0%	4.5%	17.6%	31.6%	15.4%	25.2%	24.8%
9 I am using Primary Health Center nearby	9.5%	0.0%	10.5%	0.0%	9.7%	6.8%	0.0%	0.0%	11.8%	5.3%	7.7%	3.6%	5.1%
10 I am using a Hospital	9.5%	0.0%	0.0%	14.3%	0.0%	3.9%	0.0%	0.0%	0.0%	0.0%	0.0%	0.0%	1.9%
11 I am using a NGO's Health facility	0.0%	5.6%	21.1%	28.6%	19.4%	14.6%	15.0%	4.5%	11.8%	21.1%	7.7%	12.6%	13.6%
12 I am using a private hospital/clinic	14.3%	22.2%	10.5%	0.0%	16.1%	13.6%	17.5%	27.3%	11.8%	10.5%	61.5%	22.5%	18.2%
96 Others	33.3%	16.7%	0.0%	28.6%	12.8%	17.5%	12.5%	9.1%	23.5%	36.8%	7.7%	17.1%	17.3%
98 Don't know	0.0%	0.0%	0.0%	0.0%	3.2%	1.0%	0.0%	4.5%	0.0%	0.0%	0.0%	0.9%	2.0%

406 Have you ever used the following services in the HC?

	Assarah	Mandah	Kufur Kyifa	Abu Habab	Al-Khabeib	Intervention	Natfiah	Makhrabat	Saydoor	Izmalah	Esalah	Control	Total
	n=32	n=42	n=124	n=62	n=90	n=391	n=65	n=74	n=52	n=84	n=51	n=366	n=577
1 Vaccination for children	43.8%	37.1%	33.3%	29.0%	37.8%	36.8%	55.4%	39.2%	44.6%	9.5%	51.0%	38.3%	37.5%
2 FP counseling	0.0%	0.0%	0.0%	0.0%	0.0%	0.3%	4.6%	2.7%	0.0%	0.0%	3.9%	1.9%	1.1%
3 FP methods	0.0%	0.8%	0.0%	1.6%	1.3%	3.3%	3.1%	0.0%	2.2%	0.0%	0.0%	1.1%	1.2%
4 ANC	0.0%	0.0%	0.0%	1.6%	0.8%	2.2%	4.6%	4.1%	2.2%	0.0%	2.0%	2.5%	1.6%
5 PNC	2.7%	0.8%	0.0%	0.0%	0.8%	0.8%	0.0%	0.0%	0.0%	0.0%	0.0%	0.0%	0.4%
6 Women's disease	16.4%	0.8%	2.4%	4.8%	0.0%	4.3%	4.6%	5.4%	8.7%	0.0%	4.1%	4.2%	4.2%
7 General medical examination	66.5%	81.9%	85.7%	90.3%	93.3%	83.6%	60.7%	63.5%	85.9%	86.9%	100.0%	79.0%	81.4%
8 Counseling	5.5%	0.8%	4.8%	0.0%	0.0%	1.8%	9.2%	10.8%	3.3%	0.0%	3.9%	5.2%	3.4%
9 Health education session	1.4%	13.7%	11.9%	11.3%	1.1%	3.1%	0.0%	8.1%	2.2%	13.1%	5.9%	6.0%	7.9%
96 Others	1.4%	13.7%	11.9%	11.3%	1.1%	3.1%	0.0%	8.1%	2.2%	13.1%	5.9%	6.0%	7.9%

407 How do you go to the HC you used or the nearest HC from your house if you try to go?

	Assarah	Mandah	Kufur Kyifa	Abu Habab	Al-Khabeib	Intervention	Natfiah	Makhrabat	Saydoor	Izmalah	Esalah	Control	Total
	n=32	n=42	n=124	n=62	n=90	n=391	n=65	n=74	n=52	n=84	n=51	n=366	n=577
On foot	83.6%	87.1%	66.7%	98.4%	54.4%	73.8%	79.3%	79.3%	79.3%	97.6%	76.5%	84.2%	81.2%
Private car	15.1%	11.3%	28.6%	0.0%	43.3%	19.4%	20.0%	17.4%	1.2%	23.5%	13.4%	16.5%	16.5%
Taxi	0.0%	1.6%	4.8%	0.0%	1.1%	1.3%	0.0%	0.0%	2.2%	0.0%	0.0%	0.5%	0.9%
Bus/minibus (service)	1.4%	0.0%	0.0%	1.6%	0.0%	0.5%	6.2%	1.4%	1.1%	1.2%	0.0%	1.9%	1.2%
Others	0.0%	0.0%	0.0%	0.0%	0.0%	0.3%	0.0%	0.0%	0.0%	0.0%	0.0%	0.0%	0.1%
Don't know	0.0%	0.0%	0.0%	0.0%	0.0%	0.0%	0.0%	0.0%	0.0%	0.0%	0.0%	0.0%	0.1%
Total	73	124	42	62	90	391	65	74	92	84	51	366	757
	100.0%	100.0%	100.0%	100.0%	100.0%	100.0%	100.0%	100.0%	100.0%	100.0%	100.0%	100.0%	100.0%

408 How many minutes does it take by above mean?

	Assarah	Mandah	Kufur Kyifa	Abu Habab	Al-Khabeib	Intervention	Natfiah	Makhrabat	Saydoor	Izmalah	Esalah	Control	Total
	n=32	n=42	n=124	n=62	n=90	n=391	n=65	n=74	n=52	n=84	n=51	n=366	n=577
<5	52.1%	46.8%	71.4%	74.2%	54.4%	56.5%	47.7%	56.8%	57.6%	40.5%	54.9%	51.4%	54.0%
<10	26.0%	31.5%	14.3%	16.1%	21.1%	23.8%	30.8%	27.0%	28.3%	38.1%	21.6%	29.8%	26.7%
>10	21.9%	21.8%	14.3%	9.7%	24.4%	19.7%	21.5%	16.2%	14.1%	21.4%	21.6%	18.6%	19.2%
Don't know	0.0%	0.0%	0.0%	0.0%	0.0%	0.0%	0.0%	0.0%	0.0%	0.0%	0.0%	0.3%	0.1%
Total	73	124	42	62	90	391	65	74	92	84	51	366	757
	100.0%	100.0%	100.0%	100.0%	100.0%	100.0%	100.0%	100.0%	100.0%	100.0%	100.0%	100.0%	100.0%
Average sample standard deviation	9.23	9.43	6.93	6.15	8.40	8.37	10.23	7.50	7.96	9.05	8.64	8.61	8.49
	6.96	6.19	4.81	3.85	6.70	6.13	9.38	4.19	5.31	4.25	6.51	6.06	6.09

409 How much does it cost by above mean? <Note: for one way>

	Assarah	Mandah	Kufur Kyifa	Abu Habab	Al-Khabeib	Intervention	Natfiah	Makhrabat	Saydoor	Izmalah	Esalah	Control	Total
	n=32	n=42	n=124	n=62	n=90	n=391	n=65	n=74	n=52	n=84	n=51	n=366	n=577
0	64	108	29	61	56	318	52	68	75	82	40	317	635
<= 1 JD	87.7%	87.1%	69.0%	98.4%	62.2%	81.3%	80.0%	91.9%	81.5%	97.6%	78.4%	86.6%	83.9%
Using private car	1.4%	1.6%	4.8%	1.6%	1.1%	1.8%	6.2%	1.4%	3.3%	1.2%	2.0%	2.7%	2.2%
Don't know (including using private car)	11.0%	11.3%	26.2%	0.0%	36.7%	16.9%	13.8%	6.5%	15.2%	1.2%	19.6%	10.7%	13.9%
Total	73	124	42	62	90	391	65	74	92	84	51	366	757
	100.0%	100.0%	100.0%	100.0%	100.0%	100.0%	100.0%	100.0%	100.0%	100.0%	100.0%	100.0%	100.0%
Average sample standard deviation	0.25	0.65	0.75	0.30	0.30	0.52	0.50	0.30	0.73	0.25	1.00	0.58	0.85
	0.49	0.35	0.37	0.30	0.34	0.37	0.37	0.46	0.46	0.37	0.46	0.38	0.35



410 Have you received any outreach services by mobile clinic?

Ass'arah	Mandah	Kulur/Kyifa	Abu Haseeb	Al-Khiraat	Intervention	Nattfiah	Makhraba	Saydoor	Izmaaleh	Esaleeh	Control	Total
n=98	n=148	n=77	n=126	n=511	n=121	n=100	n=118	n=105	n=64	n=508	n=1019	
1	85	142	57	76	486	108	97	118	89	64	476	982
No, never received	86.7%	95.9%	91.9%	96.7%	100.0%	89.3%	97.0%	100.0%	84.8%	100.0%	93.7%	94.4%
2	5	4	4	0	13	3	0	0	8	0	14	27
Vaccination services	5.1%	2.7%	6.5%	0.0%	2.5%	3.0%	0.0%	0.0%	7.6%	0.0%	2.8%	2.8%
3	0	0	0	0	0	0	0	0	0	0	0	0
Maternal care	0.0%	0.0%	0.0%	0.0%	0.0%	0.0%	0.0%	0.0%	0.0%	0.0%	0.0%	0.0%
4	5	0	0	0	5	3	0	0	0	0	3	8
Baby care	5.1%	0.0%	0.0%	0.0%	1.0%	2.5%	0.0%	0.0%	0.0%	0.0%	0.6%	0.8%
5	1	0	0	0	1	1	0	0	0	0	1	2
Family planning	1.0%	0.0%	0.0%	0.0%	0.2%	0.8%	0.0%	0.0%	0.0%	0.0%	0.2%	0.2%
6	5	1	3	9	9	6	0	0	8	0	16	29
General medical services	5.1%	0.7%	4.8%	0.0%	1.8%	6.6%	0.0%	0.0%	7.6%	0.0%	3.1%	2.5%
7	0	0	0	0	0	0	0	0	1.9%	0.0%	0.4%	0.3%
Dental services	0.0%	0.0%	0.0%	0.0%	0.2%	0.0%	0.0%	0.0%	1.9%	0.0%	0.4%	0.3%
8	0	0	0	0	0	0	0	0	0.0%	0.0%	0.0%	0.0%
Health Education	0.0%	0.0%	0.0%	0.0%	0.2%	0.0%	0.0%	0.0%	0.0%	0.0%	0.0%	0.1%
98	148	82	77	511	121	100	118	105	64	508	1019	
Total	100.0%	100.0%	100.0%	100.0%	100.0%	100.0%	100.0%	100.0%	100.0%	100.0%	100.0%	100.0%

SECTION 5: Health Promotion (for the last 12 months)

501 Have you attended any health education sessions at VHCs in the last 12 months?

Ass'arah	Mandah	Kulur/Kyifa	Abu Haseeb	Al-Khiraat	Intervention	Nattfiah	Makhraba	Saydoor	Izmaaleh	Esaleeh	Control	Total
n=98	n=148	n=77	n=126	n=511	n=121	n=100	n=118	n=105	n=64	n=508	n=1019	
Yes	2	0	1	0	4	0	0	0	2	0	2	6
	2.0%	0.7%	1.3%	0.0%	0.8%	0.0%	0.0%	0.0%	1.9%	0.0%	0.4%	0.6%
No	96	147	62	76	507	121	100	118	103	64	506	1013
	98.0%	99.3%	100.0%	98.7%	100.0%	100.0%	100.0%	100.0%	98.1%	100.0%	99.6%	99.4%
Total	98	148	82	77	511	121	100	118	105	64	508	1019
	100.0%	100.0%	100.0%	100.0%	100.0%	100.0%	100.0%	100.0%	100.0%	100.0%	100.0%	100.0%

502 Have you attended any group education sessions in your current communities?

Ass'arah	Mandah	Kulur/Kyifa	Abu Haseeb	Al-Khiraat	Intervention	Nattfiah	Makhraba	Saydoor	Izmaaleh	Esaleeh	Control	Total
n=98	n=148	n=77	n=126	n=511	n=121	n=100	n=118	n=105	n=64	n=508	n=1019	
Yes	5	7	2	0	15	2	3	2	5	0	12	27
	5.1%	4.7%	3.2%	0.0%	2.9%	1.7%	3.0%	1.7%	4.8%	0.0%	2.4%	2.6%
No	93	141	60	76	496	119	115	116	100	64	496	992
	94.9%	95.3%	96.8%	98.7%	100.0%	98.3%	97.0%	98.3%	95.2%	100.0%	97.6%	97.4%
Total	98	148	82	77	511	121	100	118	105	64	508	1019
	100.0%	100.0%	100.0%	100.0%	100.0%	100.0%	100.0%	100.0%	100.0%	100.0%	100.0%	100.0%

503 Have you received any home-visits by HC's staffs in your current places?

Ass'arah	Mandah	Kulur/Kyifa	Abu Haseeb	Al-Khiraat	Intervention	Nattfiah	Makhraba	Saydoor	Izmaaleh	Esaleeh	Control	Total
n=98	n=148	n=77	n=126	n=511	n=121	n=100	n=118	n=105	n=64	n=508	n=1019	
Yes	3	0	0	0	4	0	1	0	1	0	3	7
	3.1%	0.7%	0.0%	0.0%	0.8%	0.0%	0.8%	0.0%	1.0%	0.0%	0.6%	0.7%
No	95	147	62	77	507	120	99	116	104	64	505	1010
	96.9%	99.3%	100.0%	100.0%	99.2%	99.2%	99.0%	98.3%	99.0%	100.0%	99.4%	99.1%
No answer	0	0	0	0	0	0	0	0	0	0	0	0
	0.0%	0.0%	0.0%	0.0%	0.0%	0.0%	0.0%	0.0%	0.0%	0.0%	0.0%	0.0%
Total	98	148	82	77	511	121	100	118	105	64	508	1019
	100.0%	100.0%	100.0%	100.0%	100.0%	100.0%	100.0%	100.0%	100.0%	100.0%	100.0%	100.0%

504 Have you received any home-visits by other organization in your current place (including volunteers, etc.)?

Ass'arah	Mandah	Kulur/Kyifa	Abu Haseeb	Al-Khiraat	Intervention	Nattfiah	Makhraba	Saydoor	Izmaaleh	Esaleeh	Control	Total
n=98	n=148	n=77	n=126	n=511	n=121	n=100	n=118	n=105	n=64	n=508	n=1019	
Yes	14	33	0	1	48	3	1	8	0	1	13	61
	14.3%	22.3%	0.0%	1.3%	9.4%	2.5%	1.0%	6.8%	0.0%	1.6%	2.6%	6.0%
No	84	115	62	76	463	118	99	110	105	63	495	958
	85.7%	77.7%	100.0%	98.7%	100.0%	97.5%	99.0%	93.2%	100.0%	98.4%	97.4%	94.0%
Total	98	148	82	77	511	121	100	118	105	64	508	1019
	100.0%	100.0%	100.0%	100.0%	100.0%	100.0%	100.0%	100.0%	100.0%	100.0%	100.0%	100.0%

505 Have you involved a community health committee in your current community?

Ass'arah	Mandah	Kulur/Kyifa	Abu Haseeb	Al-Khiraat	Intervention	Nattfiah	Makhraba	Saydoor	Izmaaleh	Esaleeh	Control	Total
n=98	n=148	n=77	n=126	n=511	n=121	n=100	n=118	n=105	n=64	n=508	n=1019	
Yes	0	0	0	0	0	0	1	0	0	0	1	1
	0.0%	0.0%	0.0%	0.0%	0.0%	0.0%	0.8%	0.0%	0.0%	0.0%	0.2%	0.1%
No	98	147	62	77	510	121	99	118	104	64	507	1018
	100.0%	99.3%	100.0%	100.0%	99.8%	100.0%	99.0%	100.0%	99.0%	100.0%	99.8%	99.9%
No answer	0	1	0	0	1	0	0	0	0	0	0	2
	0.0%	0.7%	0.0%	0.0%	0.2%	0.0%	0.0%	0.0%	0.0%	0.0%	0.0%	0.2%
Total	98	148	82	77	511	121	100	118	105	64	508	1019
	100.0%	100.0%	100.0%	100.0%	100.0%	100.0%	100.0%	100.0%	100.0%	100.0%	100.0%	100.0%

506 Are there any NGOs/collaborated charity working in health issues in your current community?

Ass'arah	Mandah	Kulur/Kyifa	Abu Haseeb	Al-Khiraat	Intervention	Nattfiah	Makhraba	Saydoor	Izmaaleh	Esaleeh	Control	Total
n=98	n=148	n=77	n=126	n=511	n=121	n=100	n=118	n=105	n=64	n=508	n=1019	
Yes	0	28	9	0	38	4	0	2	10	0	16	54
	0.0%	18.9%	14.5%	0.0%	7.4%	3.3%	0.0%	1.7%	9.5%	0.0%	3.1%	5.3%
No	92	110	45	77	449	111	92	112	88	64	467	916
	93.9%	74.3%	72.5%	100.0%	87.9%	91.7%	92.0%	94.9%	83.8%	100.0%	91.9%	89.9%
Don't know	6	10	8	0	24	6	7	4	7	0	24	48
	6.1%	6.8%	12.9%	0.0%	4.7%	5.0%	7.0%	3.4%	6.7%	0.0%	4.7%	4.7%
No answer	0	0	0	0	0	0	0	0	0	0	0	0
	0.0%	0.0%	0.0%	0.0%	0.0%	0.0%	0.0%	0.0%	0.0%	0.0%	0.0%	0.0%
Total	98	148	82	77	511	121	100	118	105	64	508	1019
	100.0%	100.0%	100.0%	100.0%	100.0%	100.0%	100.0%	100.0%	100.0%	100.0%	100.0%	100.0%

507 Please indicate any sources of RH information you obtained? (Multiple answers)

Ass'arah	Mandah	Kulur/Kyifa	Abu Haseeb	Al-Khiraat	Intervention	Nattfiah	Makhraba	Saydoor	Izmaaleh	Esaleeh	Control	Total
n=98	n=148	n=77	n=126	n=511	n=121	n=100	n=118	n=105	n=64	n=508	n=1019	
1	15	4	5	4	28	6	5	3	0	2	16	44
Counseling by staff at VHC	15.3%	2.7%	6.5%	0.8%	5.5%	5.0%	4.2%	2.5%	0.0%	3.1%	3.1%	4.3%
2	15	56	19	13	117	41	28	43	39	6	157	274
Community centers/religious centers	15.3%	37.8%	30.6%	16.9%	22.9%	33.9%	28.0%	36.4%	37.1%	9.4%	30.9%	26.9%
3	48	59	30	24	215	45	52	61	31	29	218	433
Counseling by private doctor	49.0%	39.9%	48.4%	31.2%	42.1%	37.2%	52.1%	51.7%	29.5%	45.3%	42.9%	42.4%
4	22	18	3	6	52	8	2	12	10	0	32	84
Health staff	22.4%	12.2%	4.8%	7.8%	10.2%	6.6%	2.0%	10.2%	9.5%	0.0%	6.3%	8.2%
5	7	14	5	2	35	1	3	3	4	3	14	49
Group lecture in the community	7.1%	9.5%	8.1%	2.6%	6.8%	0.8%	3.0%	2.5%	3.8%	4.7%	2.8%	4.8%
6	0	0	0	0	0	0	0	0	0	0	0	0
Community awareness event	0.0%	0.7%	0.0%	0.0%	0.0%	0.0%	0.0%	0.0%	0.0%	0.0%	0.0%	0.0%
7	1	0	0	0	1	0	0	0	0	0	0	1
Sermon	1.0%	0.0%	0.0%	0.0%	0.4%	0.0%	0.0%	0.0%	0.0%	0.0%	0.0%	0.1%
8	0	0	0	0	0	0	0	0	0	0	0	0
Media (radio, television, magazines, flyers, newspapers)	0.0%	0.0%	0.0%	0.0%	0.0%	0.0%	0.0%	0.0%	0.0%	0.0%	0.0%	0.0%
9	11	24	33	23	49	19	20	23	28	25	24	73
Internet	11.2%	24.3%	33.5%	23.4%	24.1%	19.8%	29.6%	20.3%	28.6%	25.0%	24.2%	24.1%







Project for Improvement of Services at  
Village Health Centers (VHCs) in Rural Host  
Communities of Syrian Refugees



مشروع تحسين الخدمات في المراكز الصحية الفرعية في  
المناطق الريفية المستضيفة للاجئين السوريين

## Endline Survey for Married Women (15-49) in Rural Areas in Irbid, Jordan 2018

المسح النهائي للسكان والمساكن للنساء المتزوجات ما بين عمر (15-49)  
في المناطق الريفية ضمن محافظة اربد، الأردن 2018

March, 2018



Ministry of Health  
Japan International Cooperation Agency  
Earth and Human Corporation Inc.  
Nagasaki University

SV 4

## Table of Contents

1. Purpose of Endline Household Survey.....	1
2. Methodology .....	1
3. Target and Sampling .....	1
3-1 Target .....	1
3-2 Sampling.....	1
4. Key Outcomes .....	2
5. Survey Questions.....	2
6. Results .....	2
6-1 Basic Characteristics of the Respondents.....	2
1) Age.....	2
2) Education.....	3
3) Marital Status .....	4
4) Fertility Trends.....	4
5) Working Status.....	5
6-2 Household Conditions.....	6
1) Nationality.....	6
2) Status of Household .....	6
3) Economic Status.....	7
6-3 Family Planning and Reproductive Health .....	8
1) Pregnancy and Unwanted Pregnancy.....	8
2) Family Planning .....	9
6-4 Antenatal and Postnatal Care .....	15
1) Antenatal Care.....	15
2) Delivery.....	15
3) Postnatal Care.....	16
6-5 Knowledge of VHCs and their Usage.....	17
1) Knowledge of VHCs in Their Villages.....	17
2) Usage of VHCs <Key Outcome>.....	17
6-6 Health Promotion .....	19
1) Health Education Sessions .....	19
2) Home Visits.....	20
3) Health Promotion Activities in Their Villages.....	22
4) Sources of Reproductive Health Information.....	23
ANNEXES .....	25
ANNEX 1 Questionnaire.....	A-1
ANNEX 2 All Data.....	A-29

## 1. Purpose of Endline Household Survey

- To understand current situations at the project site.
- To evaluate the project's effectiveness by comparing the situation before and after the project's intervention.
- To measure the impact of the health promotion interventions by comparing focus VHCs and non-focus VHCs.

## 2. Methodology

- Quasi-experimental study.
- Two round repeated cross-sectional household surveys, before and after the project's intervention at both intervention and its matched comparison sites.
- The survey will be administered by using a structured questionnaire.
- Systematic random sampling was employed to access eligible married women between 15-49 years old.

## 3. Target and Sampling

### 3-1 Target

The target population are currently married women of reproductive age (MWRA) aged 15-49 years old, residing in 10 villages where Village Health Centers (VHCs) are located in Irbid. Out of those, 5 intervention villages were selected from the project focus VHCs, while 5 comparison villages were selected from villages where non-focus VHCs exist, both in the same health districts.

The project focus VHCs were set in five health districts, namely Irbid, Al-Taybeh, Al-Koura, Al-Aghwar Al-Shamallyeh and Bani Kinanah districts. To select comparison villages, a matching method was employed. In each health district, one or two comparisons were selected according to the size of the population. Other matching criteria are the number of households in villages, the mean number of household members, the number of Syrian residences, the provision of services by VHCs and the mean numbers of VHC clients per month.

### 3-2 Sampling

The survey team estimated that the contraceptive prevalence rate (CPR) using modern methods would be 41% in rural area based on the Jordan Population and Family Health Survey 2012 (JPFHS 2012), and estimated a 9% increase since then, up to 50%. The team estimated that we would need at least 421 . In consideration of the stratification effect as well as the availability of eligible women, the team will increase our sample size to 500 from each cluster. For the baseline survey, to be implemented prior to intervention, we will collect 500 from intervention sites and another 500 from comparison sites.

Table 1 shows expected sample number and actual numbers by village.

Table 1: Sampling Numbers

Intervention Villages	Expected Sample Numbers	Baseline Actual Numbers	Endline Actual Numbers	Comparison Villages	Expected Sample Numbers	Baseline Actual Numbers	Endline Actual Numbers
A: Assa'ara	85	98	106	F: Natfieh	123	121	137

B: Mandah	125	147	133	G: Makhraba	94	100	102
C: Kufor Keifa	63	62	52	H: Saydoor	116	119	123
D: Abu Habil	92	77	82	I: Izmalieh	91	105	93
E: Al-khrabeh	135	126	135	J: Esalleh	76	64	79
Total	500	510	508		500	509	534

It should be noted that the intervention and comparison villages are preselected and are not random. As a result, the overall features in this survey do not reflect the entire Irbid governorate.

#### 4. Key Outcomes

- Demand for family planning is satisfied with modern methods (based on "Global Reference List of 100 Core Health Indicators, 2015," WHO)
- Usage of VHCs

#### 5. Survey Questions

The survey questions consists of five (5) sections as follows.

- Respondent's Background
- Household Conditions
- Family Planning and Reproductive Health
- Use of Village Health Centers
- Health Promotion

#### 6. Results

As Table 1 shows, the total number of the samples the survey team collected. For the baseline 1,019 in total with 511 from the intervention villages, 508 from the comparison villages. For the endline, 1,042 in total with 504 from the intervention villages, 534 from the comparison villages. The following are the results of the survey.

##### 6-1 Basic Characteristics of the Respondents

- 1) Age**
- In the baseline survey, the mean age of respondents was 34.38 years (SD: 8.02), with 34.35 years (SD:7.86) for Intervention and 34.41 years (SD:8.18) for Comparison. The age categories are distributed as shown in the Table below (Q102).
  - In the endline survey, the mean age of respondents was 34.44 years (SD: 8.31), with 34.51 years (SD:7.97) for Intervention and 34.37 years (SD:8.62) for Comparison. The age categories are distributed as shown in the Table below (Q102).
  - There are no big differences in the age between the baseline and the endline surveys (0.06 years older in the endline survey).

Q102 Age Distribution (N=1,019) (N=1,042)

	Baseline			Endline		
	Inter-vention	Comp- arison	Total	Inter-vention	Comp- arison	Total
15-19	9	11	20	8	15	23
	1.8%	2.2%	2.0%	1.6%	2.8%	2.2%
20-24	43	51	94	51	59	110
	8.4%	10.0%	9.2%	10.0%	11.0%	10.6%

	109	99	208	93	114	207
25-29	21.4%	19.4%	20.4%	18.3%	21.3%	19.9%
30-34	98	92	190	106	79	185
	19.2%	18.1%	18.6%	20.9%	14.8%	17.8%
35-39	117	97	214	105	100	205
	22.9%	19.1%	21.0%	20.7%	18.7%	19.7%
40-44	64	94	158	76	80	156
	12.5%	18.5%	15.5%	15.0%	15.0%	15.0%
45-49	70	65	135	69	87	156
	13.7%	12.8%	13.2%	13.6%	16.3%	15.0%
Total	510	509	1019	508	534	1042
	100.0%	100.0%	100.0%	100.0%	100.0%	100.0%
Average sample standard deviation	34.35	34.41	34.38	34.51	34.37	34.44
	7.86	8.18	8.02	7.97	8.62	8.31

#### 2) Education

- Percent distribution of completed educational levels is shown in the Table below (Q104).

Q104: Education Level Attended (N=1,019) (N=1,042)

	Baseline			Endline		
	Inter-vention	Comp- arison	Total	Inter-vention	Comp- arison	Total
No education	5	2	7	6	5	11
	1.0%	0.4%	0.7%	1.2%	0.9%	1.1%
Old system						
Elementary	15	10	25	5	11	16
	2.9%	2.0%	2.5%	1.0%	2.1%	1.5%
Preparatory	24	26	50	24	25	49
	4.7%	5.1%	4.9%	4.7%	4.7%	4.7%
Secondary	33	49	82	20	36	56
	6.5%	9.6%	8.0%	3.9%	6.7%	5.4%
New system						
Basic	99	92	191	106	123	229
	19.4%	18.1%	18.7%	20.9%	23.0%	22.0%
Secondary	187	182	369	185	178	363
	36.7%	35.8%	36.2%	36.4%	33.3%	34.8%
Intermediate diploma	61	62	123	55	55	110
	12.0%	12.2%	12.1%	10.8%	10.3%	10.6%
Bachelor	84	75	159	104	95	199
	16.5%	14.7%	15.6%	20.5%	17.8%	19.1%
Higher	2	11	13	3	6	9
	0.4%	2.2%	1.3%	0.6%	1.1%	0.9%
Total	510	509	1019	508	534	1042
	100.0%	100.0%	100.0%	100.0%	100.0%	100.0%

- The total number of years of completed education in the baseline survey was 11.57 years (11.47 years for intervention and 11.68 years for comparison), while it was 11.64 years (11.68 years for intervention and 11.60 years for comparison) in the endline survey (Q105). It indicates that most women successfully completed secondary education (10 years in the new system) and tend to drop out in the second year of higher education.

Q105: Education Years Completed (N=1,019) (N=1,042)

	Baseline			Endline		
	Inter-vention	Comp- arison	Total	Inter-vention	Comp- arison	Total
Average sample standard deviation	11.47	11.68	11.57	11.68	11.60	11.64
	3.07	3.03	3.05	3.23	3.16	3.19

### 3) Marital Status

- Almost all respondents (98.7% in baseline and 98.2% in endline survey) live with their husbands (Q108). A few (2.9%, 30 women for both surveys) respondents answered that their husbands have other wives (Q109).
- The mean age of first marriage in the baseline survey was 21.32 years old (21.05 years for intervention and 21.60 years for comparison), whereas it was 21.14 years old (21.04 years for intervention and 21.25 years for comparison) in the endline survey (Q111).

Q111: Age at First Marriage (N=1,019) (N=1,042)

	Baseline			Endline		
	Inter-vention	Compa-ri-son	Total	Inter-vention	Compa-ri-son	Total
13-19	196 38.4%	196 38.5%	392 38.5%	216 42.5%	206 38.6%	422 40.5%
20-24	237 46.5%	205 40.3%	442 43.4%	211 41.5%	239 44.8%	450 43.2%
>=25	76 14.9%	107 21.0%	183 18.0%	81 15.9%	89 16.7%	170 16.3%
No answer	1 0.2%	1 0.2%	2 0.2%	0 0.0%	0 0.0%	0 0.0%
Total	510 100.0%	509 100.0%	1019 100.0%	508 100.0%	534 100.0%	1042 100.0%
Average	21.05	21.60	21.32	21.04	21.25	21.14
sample standard deviation	4.32	4.80	4.57	4.35	4.46	4.41

### 4) Fertility Trends

- More than ninety percent of respondents in the baseline survey (92.1%) had ever given birth (92.2% for intervention and 92.1% for comparison), and almost the same number of respondents (91.4%) had given birth in the endline survey (91.9% for intervention and 90.8% for comparison)(Q112).
- The mean age of respondent's first delivery was 22.36 years old in the baseline survey and 22.26 years old in the endline survey (Q113).

Q113: Age at First Delivery (n=939) (n=952)

	Baseline			Endline		
	Inter-vention	Compa-ri-son	Total	Inter-vention	Compa-ri-son	Total
15-19	111 23.6%	116 24.7%	227 24.2%	122 26.1%	120 24.7%	242 25.4%
20-24	258 54.9%	224 47.8%	482 51.3%	237 50.7%	253 52.2%	490 51.5%
25-29	73 15.5%	104 22.2%	177 18.8%	83 17.8%	86 17.7%	169 17.8%
30-34	23 4.9%	16 3.4%	39 4.2%	20 4.3%	17 3.5%	37 3.9%
>=35	4 0.9%	7 1.5%	11 1.2%	4 0.9%	9 1.9%	13 1.4%
No answer	1 0.2%	2 0.4%	3 0.3%	1 0.2%	0 0.0%	1 0.1%
Total	470 100.0%	469 100.0%	939 100.0%	467 100.0%	485 100.0%	952 100.0%
Average	22.20	22.52	22.36	22.17	22.34	22.26
sample standard deviation	3.87	4.15	4.01	3.93	4.13	4.03

- The mean number of live children was 3.46 (3.53 for intervention and 3.38 for comparison) in the baseline survey and 3.39 (3.51 for intervention and 3.28 for comparison) in the

endline survey (Q114). Among women who have children, the mean number of children was 3.75 (3.83 for intervention and 3.67 for comparison) in the baseline, and 3.71 (3.81 for intervention and 3.61 for comparison) in the endline survey.

Q114: Average Number of Children (N=1,019) (N=1,042)

	Baseline			Endline		
	Inter-vention	Compa-ri-son	Total	Inter-vention	Compa-ri-son	Total
0	40 7.8%	40 7.9%	80 7.9%	42 8.3%	50 9.4%	92 8.8%
1	54 10.6%	58 11.4%	112 11.0%	45 8.9%	55 10.3%	100 9.6%
2	86 16.9%	83 16.3%	169 16.6%	81 15.9%	89 16.7%	170 16.3%
3	82 16.1%	86 16.9%	168 16.5%	97 19.1%	93 17.4%	190 18.2%
4	96 18.8%	102 20.0%	198 19.4%	101 19.9%	105 19.7%	206 19.8%
5	54 10.6%	63 12.4%	117 11.5%	55 10.8%	71 13.3%	126 12.1%
6	51 10.0%	38 7.5%	89 8.7%	38 7.5%	42 7.9%	80 7.7%
>=7	47 9.2%	38 7.5%	85 8.3%	49 9.6%	29 5.4%	78 7.5%
No answer	0 0.0%	1 0.2%	1 0.1%	0 0.0%	0 0.0%	0 0.0%
Total	510 100.0%	509 100.0%	1019 100.0%	508 100.0%	534 100.0%	1042 100.0%
Average	3.53	3.38	3.46	3.51	3.28	3.39
sample standard deviation	2.18	2.04	2.11	2.13	1.96	2.05

- About 8.0% (75 women, out of 939) of the respondents had children who died after live births in baseline survey, while about 9.3% (89 women, out of 952) of the respondents had children who died after live births in the endline survey. (Q115).

### 5) Working Status

- In the baseline survey, the percentage of women who have worked in the last 12 months was 13.0% (Q116). Among them, 74.2% as employees, 12.9% as employers or Self-employed while 12.9% as unpaid workers (Q117). The major areas of occupation were in Education (mainly as school teachers) 38.6%, followed by agriculture 25.0% and professional /scientific and as technicians 9.8% (Q118).
- In the endline survey, the percentage of women who have worked in the last 12 months was 23.5%, which was much larger than in the baseline survey (Q116). This increase in the percentage could be explained by the high season for olives which are famous in Irbid, and many households in the area own such trees. Among those who have worked in the previous year, 51.8% as employees, 7.7% as employers or as Self-employed while 40.4% as unpaid workers (Q117). The major areas of occupation were in agriculture 44.5%, followed by education (mainly as school teachers) 29.0%, and as service workers, shop and market traders and in sales 7.3% (Q118).

## 6-2 Household Conditions

### 1) Nationality

- The number of Syrian nationals was 43 (4.2%) in the baseline and 47 (4.5%) in the endline survey (Q201).
- Both percentages are very low compared with the Syrian refugee percentages in Irbid from the 2015 National Census.

Q201: Nationality (N=1,019) (N=1,042)

	Baseline			Endline		
	Inter-vention	Com-parison	Total	Inter-vention	Com-parison	Total
Jordanian	483 94.7%	490 95.3%	973 94.9%	482 94.9%	507 94.9%	989 94.9%
Syrian	26 5.1%	17 3.3%	43 4.2%	25 4.9%	22 4.1%	47 4.5%
Other	1 0.2%	2 0.4%	3 0.3%	1 0.2%	5 0.9%	6 0.6%
Total	510 100.0%	509 100.0%	1019 100.0%	508 100.0%	534 100.0%	1042 100.0%

### 2) Status of Household

- The mean number of years residence in the current place was 8.71 years (9.08 for intervention areas and 8.35 for comparison areas) in the baseline, and 9.29 years (9.20 for intervention areas and 9.37 for comparison areas) in the endline survey (Q203).

Q203: Starting year of residence in the current place.

	Baseline			Endline		
	Inter-vention	Com-parison	Total	Inter-vention	Com-parison	Total
<1	46 9.0%	51 10.0%	97 9.5%	44 8.7%	31 5.8%	75 7.2%
1-5	174 34.1%	185 36.3%	359 35.2%	174 34.3%	198 37.1%	372 35.7%
6-10	88 17.3%	106 20.8%	194 19.0%	96 18.9%	109 20.4%	205 19.7%
11-15	77 15.1%	65 12.8%	142 13.9%	80 15.7%	77 14.4%	157 15.1%
16-20	54 10.6%	38 7.5%	92 9.0%	48 9.4%	50 9.4%	98 9.4%
>=21	55 10.8%	56 11.0%	111 10.9%	61 12.0%	66 12.4%	127 12.2%
Don't know	14 2.7%	7 1.4%	21 2.1%	5 1.0%	3 0.6%	8 0.8%
No answer	2 0.4%	1 0.2%	3 0.3%	0 0.0%	0 0.0%	0 0.0%
Total	510 100.0%	509 100.0%	1019 100.0%	508 100.0%	534 100.0%	1042 100.0%
Average	9.08	8.35	8.71	9.20	9.37	9.29
sample standard deviation	7.89	7.69	7.80	7.88	8.05	7.97

- The mean number of household members was 5.47 (5.53 for intervention areas and 5.41 for comparison areas) in the baseline, and 5.38 (5.45 for intervention areas and 5.33 for comparison areas) in the endline survey (Q204).

- The numbers for both surveys were bigger than the mean for Irbid (4.72) from the 2015 Census (to be confirmed) (Q204), and the comparison areas for both surveys had slightly

lower numbers of household members when compared to the intervention areas.

Q204: Number of People Living with the Respondents (Including herself) (N=1,019) (N=1,042)

	Baseline			Endline		
	Inter-vention	Com-parison	Total	Inter-vention	Com-parison	Total
2	36 7.1%	28 5.5%	64 6.3%	39 7.7%	42 7.9%	81 7.8%
3	51 10.0%	58 11.4%	109 10.7%	42 8.3%	55 10.3%	97 9.3%
4	74 14.5%	82 16.1%	156 15.3%	86 16.9%	87 16.3%	173 16.6%
5	81 15.9%	100 19.6%	181 17.8%	99 19.5%	100 18.7%	199 19.1%
6	108 21.2%	109 21.4%	217 21.3%	93 18.3%	115 21.5%	208 20.0%
7	62 12.2%	63 12.4%	125 12.3%	66 13.0%	67 12.5%	133 12.8%
8	47 9.2%	35 6.9%	82 8.0%	41 8.1%	36 6.7%	77 7.4%
9	18 3.5%	20 3.9%	38 3.7%	21 4.1%	17 3.2%	38 3.6%
>=10	18 3.5%	11 2.2%	29 2.8%	14 2.8%	12 2.2%	26 2.5%
No answer	15 2.9%	3 0.6%	18 1.8%	7 1.4%	3 0.6%	10 1.0%
Total	510 100.0%	509 100.0%	1019 100.0%	508 100.0%	534 100.0%	1042 100.0%
Average	5.53	5.41	5.47	5.45	5.33	5.38
sample standard deviation	2.08	1.98	2.03	2.01	1.97	1.99

### 3) Economic Status

- The mean household monthly income was 386.44JD (380.28JD for Intervention and 392.53JD for comparison) in the baseline and 383.11JD (391.83JD for Intervention and 374.79JD for comparison) in the endline survey (Q206).

Q206: Monthly Household Income (N=1,019) (N=1,042)

	Baseline			Endline		
	Inter-vention	Com-parison	Total	Inter-vention	Com-parison	Total
<200	36 7.1%	46 9.0%	82 8.0%	35 6.9%	48 9.0%	83 8.0%
200+ <300	70 13.7%	72 14.1%	142 13.9%	77 15.2%	77 14.4%	154 14.8%
300+ <400	190 37.3%	168 33.0%	358 35.1%	163 32.1%	171 32.0%	334 32.1%
400+ <500	106 20.8%	107 21.0%	213 20.9%	113 22.2%	129 24.2%	242 23.2%
>=500	85 16.7%	100 19.6%	185 18.2%	109 21.5%	96 18.0%	205 19.7%
Don't know	23 4.5%	15 2.9%	38 3.7%	11 2.2%	12 2.2%	23 2.2%
Don't want to answer	0 0.0%	1 0.2%	1 0.1%	0 0.0%	1 0.2%	1 0.1%
Total	510 100.0%	509 100.0%	1019 100.0%	508 100.0%	534 100.0%	1042 100.0%
Average	380.28	392.53	386.44	391.83	374.79	383.11
sample standard deviation	175.92	295.59	243.54	204.31	177.73	191.26



- The average monthly household expenditure 446.37JD (439.62JD for intervention and 453.05JD for comparison) in the baseline, and 441.66JD (452.45JD for intervention and 431.33JD for comparison) in the endline survey (Q207).
- The average monthly household expenditure in the endline survey was 4.71JD less than in the baseline survey.

Q207: Monthly Household Expenditure (N=1,019) (N=1,042)

	Baseline			Endline		
	Inter-vention	Comp- arison	Total	Inter-vention	Comp- arison	Total
<300	82 16.1%	74 14.5%	156 15.3%	80 15.7%	88 16.5%	168 16.1%
300+ <400	128 25.1%	135 26.5%	263 25.8%	107 21.1%	118 22.1%	225 21.6%
400+ <500	103 20.2%	105 20.6%	208 20.4%	121 23.8%	133 24.9%	254 24.4%
500+ <600	67 13.1%	75 14.7%	142 13.9%	82 16.1%	80 15.0%	162 15.5%
>=600	100 19.6%	96 18.9%	196 19.2%	104 20.5%	97 18.2%	201 19.3%
Don't know	29 5.7%	24 4.7%	53 5.2%	14 2.8%	16 3.0%	30 2.9%
Don't want to answer	1 0.2%	0 0.0%	1 0.1%	0 0.0%	2 0.4%	2 0.2%
Total	510 100.0%	509 100.0%	1019 100.0%	508 100.0%	534 100.0%	1042 100.0%
Average	439.62	453.05	446.37	452.45	431.33	441.66
sample standard deviation	208.26	310.52	264.59	226.23	198.65	212.74

### 6-3 Family Planning and Reproductive Health

#### 1) Pregnancy and Unwanted Pregnancy

- As for the baseline survey, 9.8% (n=100) of respondents were currently pregnant (Q301). Among them, 23.0% of them did not want to be pregnant, with 20.4% for Intervention and 26.1% for comparison (Q302). Among those who had not intended to be pregnant, 69.6% of them thought that this was not good timing and 30.4% of them did not want any more children (Q303).
- In the endline survey, 9.5% (n=99) of respondents were currently pregnant (Q301). Among them, 29.3% of them had not wanted to be pregnant, with 23.9% for Intervention and 34.0% for comparison (Q302). Among those who had not intended to be pregnant, 72.4% of them thought that this was not good timing and 27.6% of them did not want any more children (Q303).

Q302: Met/Unmet Pregnancy for Current Pregnancy (n=100) (n=99)

	Baseline			Endline		
	Inter-vention	Comp- arison	Total	Inter-vention	Comp- arison	Total
Yes	43 79.6%	34 73.9%	77 77.0%	35 76.1%	35 66.0%	70 70.7%
No	11 20.4%	12 26.1%	23 23.0%	11 23.9%	18 34.0%	29 29.3%
Total	54 100.0%	46 100.0%	100 100.0%	46 100.0%	53 100.0%	99 100.0%

Q303: Timing or Limitation (n=23) (n=29)

	Baseline			Endline		
	Inter-vention	Comp- arison	Total	Inter-vention	Comp- arison	Total
Later	6 54.5%	10 83.3%	16 69.6%	9 81.8%	12 66.7%	21 72.4%
No more	5 45.5%	2 16.7%	7 30.4%	2 18.2%	6 33.3%	8 27.6%
Total	11 100.0%	12 100.0%	23 100.0%	11 100.0%	18 100.0%	29 100.0%

- Among all respondents, 18.4% (n=169) in the baseline and 3.9% (n=37) in the endline survey were suffering from postpartum (Q304). The percentage dropped greatly from the baseline survey to the endline survey because the endline researchers kept the postpartum period strictly to within 40 days after delivery.
- Among those who had delivered within the last 2 years, 25.4% (baseline) and 27.0% (endline) of respondents saw these pregnancies as unwanted pregnancies (Q306).

Q306: Met/Unmet Pregnancy in the last 2 years (n=169) (n=37)

	Baseline			Endline		
	Inter-vention	Comp- arison	Total	Inter-vention	Comp- arison	Total
Yes	78 78.8%	48 68.6%	126 74.6%	10 76.9%	17 70.8%	27 73.0%
No	21 21.2%	22 31.4%	43 25.4%	3 23.1%	7 29.2%	10 27.0%
Total	99 100.0%	70 100.0%	169 100.0%	13 100.0%	24 100.0%	37 100.0%

- In the baseline survey, among those who had not wanted their last pregnancy (n=43), 74.4% said that the timing of this pregnancy had not been suitable, that it would have been better later, while 25.6% had not wanted any more children at all (Q307).
- In the endline survey, the number of those who had not wanted their last pregnancy became much smaller than in the baseline survey (n=10), and among them, 70.0% said that the timing of the pregnancy had not been suitable, that it would have been better later, while 30.0% had not wanted any more children at all (Q307).

Q307: Timing or Limitation (n=43) (n=10)

	Baseline			Endline		
	Inter-vention	Comp- arison	Total	Inter-vention	Comp- arison	Total
Later	14 66.7%	18 81.8%	32 74.4%	2 66.7%	5 71.4%	7 70.0%
No more	7 33.3%	4 18.2%	11 25.6%	1 33.3%	2 28.6%	3 30.0%
Total	21 100.0%	22 100.0%	43 100.0%	3 100.0%	7 100.0%	10 100.0%

#### 2) Family Planning

- Table 2 shows the trend of currently using various contraceptive methods among fecund women. The contraceptive prevalence rate (CPR) by modern methods (only modern method + both modern and traditional methods) was 47.9% for the baseline and 50.6% for the endline survey, while traditional methods was 23.0% for the baseline and 24.9% for the endline survey. No use of contraceptives was 29.1% in the baseline and 24.5% in the endline

survey.

Table 2: Contraceptive Prevalence Rate (among fecund women, n=870, n=861)

	Baseline			Endline		
	Inter-vention	Comp- arison	Total	Inter-vention	Comp- arison	Total
Modern method (include Modern + Traditional method)	206 47.0%	211 48.8%	417 47.9%	221 51.9%	215 49.4%	436 50.6%
Traditional method	104 23.7%	96 22.2%	200 23.0%	108 25.4%	106 24.4%	214 24.9%
Sub-total	310 70.8%	307 71.1%	617 70.9%	329 77.2%	321 73.8%	650 75.5%
No contraception	128 29.2%	125 28.9%	253 29.1%	97 22.8%	114 26.2%	211 24.5%
Total	438 100.0%	432 100.0%	870 100.0%	426 100.0%	435 100.0%	861 100.0%

• Among women who were currently practicing family planning, the kinds of contraceptives used are IUDs (40.0% for the baseline and 38.0% for the endline), withdrawal (30.3% for baseline and 32.0% for the endline), Pills (14.1% for the baseline and 14.3% for the endline) (Q310). These results were much higher than the results of JCAP's survey in 2015, which presented 22.8 % for IUDs, 12.3% for withdrawal, 9.6% for Pills in the Northern region. Regarding male condoms, the user rate was 7.6%, which was a little higher than expected (JCAP results, 6.0%).

Q310: Contraceptive Methods (Multiple answers) (n=617) (n=650)

	Baseline			Endline		
	Inter-vention	Comp- arison	Total	Inter-vention	Comp- arison	Total
<Modern Methods>	n=310	n=307	n=617	n=329	n=321	n=650
IUD	122 39.4%	125 40.7%	247 40.0%	124 37.7%	123 38.3%	247 38.0%
Injectables	6 1.9%	4 1.3%	10 1.6%	6 1.8%	8 2.5%	14 2.2%
Implants	4 1.3%	0 0.0%	4 0.6%	2 0.6%	0 0.0%	2 0.3%
Pills	40 12.9%	47 15.3%	87 14.1%	45 13.7%	48 15.0%	93 14.3%
Male Condom	18 5.8%	25 9.4%	47 7.6%	28 8.5%	26 8.1%	54 8.3%
Female Condom	0 0.0%	0 0.0%	0 0.0%	0 0.0%	0 0.0%	0 0.0%
Diaphragm	0 0.0%	0 0.0%	0 0.0%	0 0.0%	0 0.0%	0 0.0%
Foam/Jelly	0 0.0%	0 0.0%	0 0.0%	0 0.0%	0 0.0%	0 0.0%
Local/amenorrhea Method (LAM)	1 0.3%	0 0.0%	1 0.2%	4 1.2%	5 1.6%	9 1.4%
Female Sterilization	14 4.5%	8 2.6%	22 3.6%	15 4.6%	5 1.6%	20 3.1%
Male Sterilization	0 0.0%	0 0.0%	0 0.0%	0 0.0%	1 0.3%	1 0.2%
Other modern method	1 0.3%	0 0.0%	1 0.2%	0 0.0%	0 0.0%	0 0.0%
<Traditional Methods>	n=310	n=307	n=617	n=329	n=321	n=650
Rhythm Method (Calendar/period method)	6 1.9%	3 1.0%	9 1.5%	5 1.5%	3 0.9%	8 1.2%

Withdrawal	96 31.0%	91 29.6%	187 30.3%	101 30.7%	107 33.3%	208 32.0%
Breastfeeding (Traditional Method)	3 1.0%	3 1.0%	6 1.0%	9 2.7%	4 1.2%	13 2.0%
Other traditional Method	0 0.0%	0 0.0%	0 0.0%	0 0.0%	0 0.0%	0 0.0%

• Among women who currently practice family planning, the most common facilities where they obtain it are from comprehensive health centers/primary health centers (CHCs/PHCs) (31.1% for the baseline and 25.5% for the endline survey), followed by private clinics (11.3% for the baseline and 10.0% for the endline), and from JAFPP (Jordan Association for Family Planning and Protection) (10.9% for baseline and 10.8% for the endline) (Q311). The CHCs/PHCs seem to be playing an important role in delivering FP methods.

Q311: Sources of Modern Contraceptive Methods (Multiple answers) (n=617) (n=650)

	Baseline			Endline		
	Inter-vention	Comp- arison	Total	Inter-vention	Comp- arison	Total
<Public>	n=310	n=307	n=617	n=329	n=321	n=650
Gov. hospital	9 2.9%	8 2.6%	17 2.8%	16 4.9%	6 1.9%	22 3.4%
University hospital	0 0.0%	1 0.3%	1 0.2%	0 0.0%	0 0.0%	0 0.0%
Comprehensive health center (CHC) /primary health center (PHC)	83 26.8%	109 35.5%	192 31.1%	69 21.0%	97 30.2%	166 25.5%
Village health center	2 0.6%	2 0.7%	4 0.6%	38 11.6%	11 3.4%	49 7.5%
Royal medical services	4 1.3%	4 1.3%	8 1.3%	0 0.0%	2 0.6%	2 0.3%
Other public (Specify)	0 0.0%	0 0.0%	0 0.0%	0 0.0%	2 0.6%	2 0.3%
<Private>	n=310	n=307	n=617	n=329	n=321	n=650
Private Hospital	4 1.3%	1 0.3%	5 0.8%	2 0.6%	1 0.3%	3 0.5%
Private clinic	48 15.5%	22 7.2%	70 11.3%	34 10.3%	31 9.7%	65 10.0%
JAFPP	26 8.4%	41 13.4%	67 10.9%	33 10.0%	37 11.5%	70 10.8%
UNRWA clinic	7 2.3%	7 2.3%	14 2.3%	9 2.7%	9 2.8%	18 2.8%
Other non-governmental organization	0 0.0%	0 0.0%	0 0.0%	0 0.0%	0 0.0%	0 0.0%
Pharmacy	20 6.5%	18 5.9%	38 6.2%	19 5.8%	19 5.9%	38 5.8%
Other Private (Specify)	1 0.3%	0 0.0%	1 0.2%	4 1.2%	4 1.2%	8 1.2%

• For both the baseline and endline surveys, the decision to use contraceptives tends to be made jointly by women themselves and their husbands (86.6% for the baseline and 86.0% for the endline survey)(Q313).

Q313: Decision of Using Contraception (N=1,019) (N=1,042)

	Baseline			Endline		
	Inter-vention	Comp- arison	Total	Inter-vention	Comp- arison	Total
Mainly myself	34 6.7%	39 7.7%	73 7.2%	58 11.4%	68 12.7%	126 12.1%



	8	5	13	6	10	16
Mainly husband/partner	1.6%	1.0%	1.3%	1.2%	1.9%	1.5%
Joint decision	435	447	882	443	453	896
	85.3%	87.8%	86.6%	87.2%	84.8%	86.0%
Other	33	18	51	1	3	4
	6.5%	3.5%	5.0%	0.2%	0.6%	0.4%
Total	510	509	1019	508	534	1042
	100.0%	100.0%	100.0%	100.0%	100.0%	100.0%

- Most husbands (87.5% for the baseline and 91.0% for the endline survey) agree with the use of contraception while some husbands do not agree to their use (8.3% for the baseline and 4.0% for the endline survey) (Q314).

Q314: Husband's Agreement with Using Contraception (N=1,019) (N=1,042)

	Baseline			Endline		
	Inter-vention	Comp-arison	Total	Inter-vention	Comp-arison	Total
Yes	441	451	892	470	478	948
	86.5%	88.6%	87.5%	92.5%	89.5%	91.0%
No	49	36	85	19	23	42
	9.6%	7.1%	8.3%	3.7%	4.3%	4.0%
Don't Know	20	22	42	19	33	52
	3.9%	4.3%	4.1%	3.7%	6.2%	5.0%
Total	510	509	1019	508	534	1042
	100.0%	100.0%	100.0%	100.0%	100.0%	100.0%

- The mean ideal number of children was 4.25 for the baseline and 4.09 for the endline survey, both of which are more than the current number of children (3.46 for the baseline and 3.39 for the endline survey) (Q315).
- Both are also higher than the results of the JCAP's survey in 2015 (3.7).

Q315: Ideal Number of Children for Your Family (N=1,019) (N=1,042)

	Baseline			Endline		
	Inter-vention	Comp-arison	Total	Inter-vention	Comp-arison	Total
1-2	47	48	95	44	66	110
	9.2%	9.4%	9.3%	8.7%	12.4%	10.6%
3	80	64	144	96	85	181
	15.7%	12.6%	14.1%	18.9%	15.9%	17.4%
4	222	226	448	208	220	428
	43.5%	44.4%	44.0%	40.9%	41.2%	41.1%
5	75	82	157	84	93	177
	14.7%	16.1%	15.4%	16.5%	17.4%	17.0%
6	57	53	110	40	49	89
	11.2%	10.4%	10.8%	7.9%	9.2%	8.5%
>=7	27	31	58	27	13	40
	5.3%	6.1%	5.7%	5.3%	2.4%	3.8%
Others	0	2	2	1	0	1
	0.0%	0.4%	0.2%	0.2%	0.0%	0.1%
Don't Know	1	3	4	8	8	16
	0.2%	0.6%	0.4%	1.6%	1.5%	1.5%
No answer	1	0	1	0	0	0
	0.2%	0.0%	0.1%	0.0%	0.0%	0.0%
Total	510	509	1019	508	534	1042
	100.0%	100.0%	100.0%	100.0%	100.0%	100.0%
Average	4.22	4.27	4.25	4.16	4.02	4.09
sample standard deviation	1.42	1.43	1.42	1.37	1.24	1.31

- Nearly half (47.6% for the baseline and 46.6% for the endline survey) of the respondents wanted to have children in the future. The current number of children (3.46 for the baseline and 3.39 for the endline survey), and the results of Q315 and Q317 indicate that many of the women were still in their reproduction phase.

Q317: Desire to Have Children in the Future (N=1,019) (N=1,042)

	Baseline			Endline		
	Inter-vention	Comp-arison	Total	Inter-vention	Comp-arison	Total
Yes	239	246	485	237	249	486
	46.9%	48.3%	47.6%	46.7%	46.6%	46.6%
No	267	255	522	260	272	532
	52.4%	50.1%	51.2%	51.2%	50.9%	51.1%
Don't Know	4	8	12	11	13	24
	0.8%	1.6%	1.2%	2.2%	2.4%	2.3%
Total	510	509	1019	508	534	1042
	100.0%	100.0%	100.0%	100.0%	100.0%	100.0%

- Among women who wanted to have more children, 35.7% (baseline) and 31.5% (endline) wanted to have them within the next year, while 20.6% (baseline) and 20.8% (endline) wanted to have them after 3 or more years.
- 17.7% (baseline) and 11.9% (endline) of women wanted to have children within the next 1-2 years and 9.3% (baseline) and 11.7% (endline) said they would prefer to have children after 2 or more years (Q318).

Q318: Timing to Have the Next Child (n=485) (n=486)

	Baseline			Endline		
	Inter-vention	Comp-arison	Total	Inter-vention	Comp-arison	Total
Within the next 12 months	76	97	173	85	68	153
	31.8%	39.4%	35.7%	35.9%	27.3%	31.5%
Within 1-2 years	47	39	86	28	30	58
	19.7%	15.9%	17.7%	11.8%	12.0%	11.9%
After 2 or more years	23	22	45	27	30	57
	9.6%	8.9%	9.3%	11.4%	12.0%	11.7%
After 3 or more years	48	52	100	42	59	101
	20.1%	21.1%	20.6%	17.7%	23.7%	20.8%
When God wants	44	36	80	53	62	115
	18.4%	14.6%	16.5%	22.4%	24.9%	23.7%
Don't Know	1	0	1	2	0	2
	0.4%	0.0%	0.2%	0.8%	0.0%	0.4%
Total	239	246	485	237	249	486
	100.0%	100.0%	100.0%	100.0%	100.0%	100.0%

- Among all women, more than half (68.3% for the baseline and 63.3% for the endline survey) thought that they were going to use modern FP methods in the future (Q319). Among them, the most preferred method was IUDs (64.2% for the baseline and 61.4% for the endline survey), followed by Pills (16.7% for the baseline and 20.3% for the endline survey) (Q320).

Q319: Future Use of Modern Contraceptive Methods (N=1,019) (N=1,042)

	Baseline			Endline		
	Inter-vention	Comp-arison	Total	Inter-vention	Comp-arison	Total
Yes	339	357	696	330	330	660
	66.5%	70.1%	68.3%	65.0%	61.8%	63.3%
No	151	136	287	153	163	316
	29.6%	26.7%	28.2%	30.1%	30.5%	30.3%

Don't know	20	16	36	25	41	66
	3.9%	3.1%	3.5%	4.9%	7.7%	6.3%
Total	510	509	1019	508	534	1042
	100.0%	100.0%	100.0%	100.0%	100.0%	100.0%

- The survey team asked about the recognition of the effectiveness of modern contraceptive methods. More than 70% (72.7% for the baseline and 70.2% for the endline survey) of the respondents thought that modern methods were more effective than traditional methods (Q323). On the contrary, around 8% of respondents believed that modern methods were less effective than traditional methods in both surveys and 7.9% (baseline) and 9.8% (endline) of respondents thought that these methods were equally effective. Women's recognition of preferring traditional methods probably came from a fear of infertility or a fear of the side effects of modern methods.

Q323: Knowledge of the Effectiveness of FP Methods (N=1,019) (N=1,042)

	Baseline			Endline		
	Inter-vention	Comp- arison	Total	Inter-vention	Comp- arison	Total
Modern methods are less effective	41	47	88	44	42	86
	8.0%	9.2%	8.6%	8.7%	7.9%	8.3%
Modern methods are equally effective	37	43	80	40	62	102
	7.3%	8.4%	7.9%	7.9%	11.6%	9.8%
Modern methods are more effective	375	366	741	370	362	732
	73.5%	71.9%	72.7%	72.8%	67.8%	70.2%
Don't know	54	52	106	54	66	120
	10.6%	10.2%	10.4%	10.6%	12.4%	11.5%
No answer	3	1	4	0	2	2
	0.6%	0.2%	0.4%	0.0%	0.4%	0.2%
Total	510	509	1019	508	534	1042
	100.0%	100.0%	100.0%	100.0%	100.0%	100.0%

- Related to Q324, the survey team also asked what were the obstacles to using modern FP methods by women surrounding them. The most significant obstacle was a fear of health problems (84.5% for the baseline and 70.2% for the endline survey)(Q324). In the endline survey, the willingness to have more children to fulfill their maternal role was the second most common answer at 29.8%.

Q324: Recognition of Reasons for Not-using Modern Contraception (N=1,019) (N=1,042)

	Baseline			Endline		
	Inter-vention	Comp- arison	Total	Inter-vention	Comp- arison	Total
Fear of health problems	436	425	861	339	392	731
	85.5%	83.5%	84.5%	66.7%	73.4%	70.2%
Want to more children to fulfill maternal role	96	95	195	154	157	311
	18.8%	19.4%	19.1%	30.3%	29.4%	29.8%
Perception of self as fertile and desirable	3	13	16	18	12	30
	0.6%	2.6%	1.6%	3.5%	2.2%	2.9%
Fear of being abandoned by the husband	5	8	13	22	25	47
	1.0%	1.6%	1.3%	4.3%	4.7%	4.5%
Husband may take another wife	26	20	46	28	34	62
	5.1%	3.9%	4.5%	5.5%	6.4%	6.0%
Other	14	23	37	48	52	100
	2.7%	4.5%	3.6%	9.4%	9.7%	9.6%
Don't know	30	33	63	67	55	122
	5.9%	6.5%	6.2%	13.2%	10.3%	11.7%

- <Key Outcome>According to the "100 Core Health Indicators" issued by WHO, a new indicator "Demand for family planning satisfied with modern method" was calculated. The result is shown in Table 3. As for the baseline survey, 54.7% for all and 53.9% for Intervention and 55.5% for Comparison, and 56.0% for all and 58.5% for Intervention and 53.8% for Comparison in the endline survey.

Table 3: Demand for family planning satisfied with modern method (n=762) (n=778)

	Baseline		Endline	
	Inter-vention	Total	Inter-vention	Total
	53.9%	55.5%	54.7%	56.0%
			58.5%	53.8%
				56.0%

## 6-4 Antenatal and Postnatal Care

### 1) Antenatal Care

- The percentage of women who had had live births in the last year was 21.1% for the baseline survey and 17.9% for the endline survey (Q350).
- About Antenatal care (ANC), for both the baseline and the endline survey, around 99% of respondents had received ANC during their last pregnancy during the last year (Q351). Mean numbers of ANC frequencies was 7.85 times for the baseline and 8.95 for the endline survey (Q354). The timing for receiving the first ANC was around 2 months of pregnancy for both surveys (Q353).

### 2) Delivery

- In both surveys, almost all women had delivered at hospitals over the last year (Q355). The majority of delivery places are governmental hospitals (61.9% for the baseline and 56.5% for the endline survey). In the baseline survey, it was followed by the Royal medical services facilities (20.9%) and by private hospitals (18.3%) in the endline survey. No deliveries occurred at home during both surveys..

Q355: Place of Delivery in the Last 12 months (n=215) (n=186)

	Baseline			Endline		
	Inter-vention	Comp- arison	Total	Inter-vention	Comp- arison	Total
Your home / Other home	0	0	0	0	0	0
	0.0%	0.0%	0.0%	0.0%	0.0%	0.0%
<Public>						
Gov. hospital	68	65	133	56	49	105
	62.4%	61.3%	61.9%	60.9%	52.1%	56.5%
University hospital	2	1	3	0	3	3
	1.8%	0.9%	1.4%	0.0%	3.2%	1.6%
Royal medical services	25	20	45	12	19	31
	22.9%	18.9%	20.9%	13.0%	20.2%	16.7%
Others public	0	0	0	5	7	12
	0.0%	0.0%	0.0%	5.4%	7.4%	6.5%
<Private>						
Private hospital	14	20	34	18	16	34
	12.8%	18.9%	15.8%	19.6%	17.0%	18.3%
NGO hospital	0	0	0	1	0	1
	0.0%	0.0%	0.0%	1.1%	0.0%	0.5%
NGO clinic	0	0	0	0	0	0
	0.0%	0.0%	0.0%	0.0%	0.0%	0.0%
Others private	0	0	0	0	0	0
	0.0%	0.0%	0.0%	0.0%	0.0%	0.0%
Total	109	106	215	92	94	186
	100.0%	100.0%	100.0%	100.0%	100.0%	100.0%

### 3) Postnatal Care

- Among women who had delivered in the last year, the percentage of those who had received postnatal care (PNC) within 6 weeks after delivery was only 35.3% in the baseline survey, while it was 50.5% in the endline survey (Q356). Compared with JPFHS in 2012, our results for both surveys were much lower than the result of 89.0% in Irbid by JPFHS in 2012.

Q356: Postnatal Care during 6 weeks after Delivery (n=215) (n=186)

	Baseline			Endline		
	Inter-vention	Compa-ri-son	Total	Inter-vention	Compa-ri-son	Total
Yes	35 32.1%	41 38.7%	76 35.3%	42 45.7%	52 55.3%	94 50.5%
No	74 67.9%	65 61.3%	139 64.7%	49 53.3%	42 44.7%	91 48.9%
Don't know	0 0.0%	0 0.0%	0 0.0%	1 1.1%	0 0.0%	1 0.5%
Total	109 100.0%	106 100.0%	215 100.0%	92 100.0%	94 100.0%	186 100.0%

- Regarding the timing of receiving their first PNC, there were big differences between the baseline and the endline surveys. In the endline survey, 48.9% of respondents had received their first PNC within 1 day after delivery, whereas only 3.9% of respondents had done so in the baseline survey.
- Fifteen days or later occupied 42.1% in baseline survey, while it was only 11.7% in the endline survey (Q357).

Q357: Timing of the First PNC (n=76) (n=94)

	Baseline			Endline		
	Inter-vention	Compa-ri-son	Total	Inter-vention	Compa-ri-son	Total
<=1 day	2 5.7%	1 2.4%	3 3.9%	19 45.2%	27 51.9%	46 48.9%
<=7 days	7 20.0%	12 29.3%	19 25.0%	15 35.7%	14 26.9%	29 30.9%
8+ <=14 days	12 34.3%	10 24.4%	22 28.9%	2 4.8%	5 9.6%	7 7.4%
>=15 days	14 40.0%	18 43.9%	32 42.1%	6 14.3%	5 9.6%	11 11.7%
No answer	0 0.0%	0 0.0%	0 0.0%	0 0.0%	1 1.9%	1 1.1%
Total	35 100.0%	41 100.0%	76 100.0%	42 100.0%	52 100.0%	94 100.0%

- During PNC check-ups, 51.1% of respondents in the endline survey received information or counseling on family planning, which is much less than that of the baseline survey 61.8% (Q358). Since provision of family planning counseling is one of most important national strategies to promote the appropriate use of family planning methods, this omission needs to be addressed.

Q358: Receiving FP Information or Counseling at PNC (n=76) (n=94)

	Baseline			Endline		
	Inter-vention	Compa-ri-son	Total	Inter-vention	Compa-ri-son	Total
Yes	23 65.7%	24 58.5%	47 61.8%	22 52.4%	26 50.0%	48 51.1%

No	12 34.3%	17 41.5%	29 38.2%	20 47.6%	25 48.1%	45 47.9%
Don't know	0 0.0%	0 0.0%	0 0.0%	0 0.0%	1 1.9%	1 1.1%
Total	35 100.0%	41 100.0%	76 100.0%	42 100.0%	52 100.0%	94 100.0%

### 6-5 Knowledge of VHCs and their Usage

#### 1) Knowledge of VHCs in Their Villages

- The percentage of the respondents who know the CHC/PHC in their village is 94.4% in the endline survey (Q401A).
- The percentage of the respondents who know the VHC in their village is very high (95.3% for the baseline and 97.7% for the endline survey) (Q402). It is much higher than the survey team expected.

Q401A: CHC/PHC (N=1,042)

	Endline			Total
	Inter-vention	Compa-ri-son	Total	
Yes	483 95.1%	501 93.8%	984 94.4%	984
No	25 4.9%	33 6.2%	58 5.6%	58
Total	508 100.0%	534 100.0%	1042 100.0%	1042

Q402: Recognition of the VHC in Community (N=1,019) (N=1,042)

	Baseline			Endline		
	Inter-vention	Compa-ri-son	Total	Inter-vention	Compa-ri-son	Total
Yes	493 96.7%	478 93.9%	971 95.3%	498 98.0%	520 97.4%	1018 97.7%
No	17 3.3%	31 6.1%	48 4.7%	10 2.0%	14 2.6%	24 2.3%
Total	510 100.0%	509 100.0%	1019 100.0%	508 100.0%	534 100.0%	1042 100.0%

#### 2) Usage of VHCs <Key Outcome>

- The percentage of the respondents who have used the CHC/PHC in their village during the last year is 53.9% (Q401B).

Q401B: CHC/PHC (N=1,042)

	Baseline			Endline		
	Inter-vention	Compa-ri-son	Total	Inter-vention	Compa-ri-son	Total
Yes	290 57.1%	272 50.9%	562 53.9%	272 53.9%	272 50.9%	544 51.8%
No	193 38.0%	229 42.9%	422 40.5%	229 44.5%	272 50.9%	501 47.7%
Don't know CHC/PHC	25 4.9%	33 6.2%	58 5.6%	33 6.2%	58 11.0%	91 8.7%
Total	508 100.0%	534 100.0%	1042 100.0%	534 100.0%	1042 100.0%	1042 100.0%

- The percentage of the respondents who have used the VHC in their village in the last year is more than 70% for both surveys (74.3% for the baseline and 71.7% for the endline survey) (Q404). It is also higher than the survey team's expectation.

- However, there is a slight decrease in the percentage (2.6%) from the baseline to the endline survey. This is probably because the baseline researchers did not have a clearly defined differentiation between VHCs and CHC/PHCs, which consequently led them to wrongly add CHC/PHC users into VHC users in the baseline survey, so contamination of the results.

Q404: Usage of the VHC in the last 1 Year (N=1,019) (N=1,042)

	Baseline			Endline		
	Inter-vention	Compa-ri-son	Total	Inter-vention	Compa-ri-son	Total
Yes	391 76.7%	366 71.9%	757 74.3%	386 76.0%	361 67.6%	747 71.7%
No	102 20.0%	112 22.0%	214 21.0%	112 22.0%	159 29.8%	271 26.0%
Don't know VHC	17 3.3%	31 6.1%	48 4.7%	10 2.0%	14 2.6%	24 2.3%
Total	510 100.0%	509 100.0%	1019 100.0%	508 100.0%	534 100.0%	1042 100.0%

- Among those who have used the VHCs in the last year, the most common services they used are general medical examination by practitioners (81.4% for the baseline and 78.8% for the endline survey) and vaccinations for children (37.5% for the baseline and 36.8% for the endline survey)(Q406). Since RH services are only provided at a very few HCs, the respondents who received those services are correspondingly few.

Q406: Services Used in the VHC (n=757) (n=747)

	Baseline			Endline		
	Inter-vention	Compa-ri-son	Total	Inter-vention	Compa-ri-son	Total
Vaccinations for children	144 36.8%	140 38.3%	284 37.5%	123 31.9%	152 42.1%	275 36.8%
FP counseling	1 0.3%	7 1.9%	8 1.1%	25 6.5%	16 4.4%	41 5.5%
FP methods	5 1.3%	4 1.1%	9 1.2%	45 11.7%	11 3.0%	56 7.5%
ANC	3 0.8%	9 2.5%	12 1.6%	11 2.8%	4 1.1%	15 2.0%
PNC	3 0.8%	0 0.0%	3 0.4%	7 1.8%	5 1.4%	12 1.6%
Women's diseases	17 4.3%	15 4.1%	32 4.2%	30 7.8%	27 7.5%	57 7.6%
General medical examination	327 83.6%	289 79.0%	616 81.4%	312 80.8%	277 76.7%	589 78.8%
Counseling	7 1.8%	19 5.2%	26 3.4%	32 8.3%	25 6.9%	57 7.6%
Health education sessions	0 0.0%	0 0.0%	0 0.0%	15 3.9%	0 0.0%	15 2.0%
Other services	31 7.9%	22 6.0%	53 7.0%	38 9.8%	24 6.6%	62 8.3%

- In the endline survey, 36.4% of respondents from Intervention thought the services at VHCs had improved, while only 13.5% from Comparison thought so (Q406A). Among the services that have improved according to those respondents, an increased variety of services (30.1%)

- and a better attitude of a midwife or a nurse (18.7%) were the high percentages, followed by improved equipment, furniture, or atmosphere (12.8%) and More IEC materials (flip chart, poster, brushes, etc) (12.6%)(Q406B)

Q406A: (N=1,042) Improvement of quality of services

	Endline		
	Inter-vention	Compa-ri-son	Total
Yes	185 36.4%	72 13.5%	257 24.7%
No	173 34.1%	259 48.5%	432 41.5%
Don't know	28 5.5%	30 5.6%	58 5.6%
Haven't used VHC	112 22.0%	159 29.8%	271 26.0%
Don't Know VHC	10 2.0%	14 2.6%	24 2.3%
Total	508 100.0%	534 100.0%	1042 100.0%

Q406B: (N=1,042) Aspect of the improved services

	Endline		
	Inter-vention	Compa-ri-son	Total
Increased Variety of services	153 30.1%	46 8.6%	199 19.1%
Improved equipment, furniture, or atmosphere	65 12.8%	24 4.5%	89 8.5%
More IEC materials (flip chart, poster, brushes, etc)	64 12.6%	13 2.4%	77 7.4%
Midwife was newly assigned or coming more frequently	56 11.0%	15 2.8%	71 6.8%
Better attitude of a midwife or a nurse	95 18.7%	29 5.4%	124 11.9%
Better counseling	49 9.6%	22 4.1%	71 6.8%
Providing health education sessions	33 6.5%	2 0.4%	35 3.4%
Others (Specify)	17 3.3%	9 1.7%	26 2.5%

## 6-6 Health Promotion

### 1) Health Education Sessions

- The respondents who had attended a health education session at a VHC in the last 12 months was only 6 people (0.6%) in the baseline survey. However, the number increased up to 45 people (44 for Intervention and 1 for Comparison)(4.3% in the endline survey (Q501).

Q 501: Attended Health Education Sessions at VHCs in the Last 12 months (N=1,019) (N=1,042)

	Baseline			Endline		
	Inter-vention	Compa-ri-son	Total	Inter-vention	Compa-ri-son	Total
Yes	4 0.8%	2 0.4%	6 0.6%	44 8.7%	1 0.2%	45 4.3%
No	506 99.2%	507 99.6%	1013 99.4%	464 91.3%	533 99.8%	997 95.7%
Total	510 100.0%	509 100.0%	1019 100.0%	508 100.0%	534 100.0%	1042 100.0%

- While the number attending group education sessions in their community was 27 people (2.6%) in the baseline survey, it increased to 133 people (12.8%) (96 for Intervention and 37 for Comparison) in the endline survey (Q502).

Q502: Attended Group Education Sessions in Your Community (N=1,019) (N=1,042)

	Baseline			Endline		
	Inter-vention	Comp- arison	Total	Inter- vention	Comp- arison	Total
Yes	15 2.9%	12 2.4%	27 2.6%	96 18.9%	37 6.9%	133 12.8%
No	495 97.1%	497 97.6%	992 97.4%	412 81.1%	497 93.1%	909 87.2%
Total	510 100.0%	509 100.0%	1019 100.0%	508 100.0%	534 100.0%	1042 100.0%

## 2) Home Visits

- Home visits by HC staff was received by only 7 people (0.7%) in the baseline survey, which increased to 19 people (1.8%) (14 for Intervention and 5 for Comparison) in the endline survey (Q503).

Q503: Received Home-visits by HC staff (N=1,019) (N=1,042)

	Baseline			Endline		
	Inter- vention	Comp- arison	Total	Inter- vention	Comp- arison	Total
Yes	4 0.8%	3 0.6%	7 0.7%	14 2.8%	5 0.9%	19 1.8%
No	506 99.2%	504 99.0%	1010 99.1%	490 96.5%	525 98.3%	1015 97.4%
No answer	0 0.0%	2 0.4%	2 0.2%	4 0.8%	4 0.7%	8 0.8%
Total	510 100.0%	509 100.0%	1019 100.0%	508 100.0%	534 100.0%	1042 100.0%

- In the baseline survey, 61 people (6.0%) had home visits from other organizations, while the equivalent figure was only 35 people (3.4%) in endline survey (Q504).

Q504: Received Home-visits by Other Organization in Your Community (N=1,019) (N=1,042)

	Baseline			Endline		
	Inter- vention	Comp- arison	Total	Inter- vention	Comp- arison	Total
Yes	48 9.4%	13 2.6%	61 6.0%	21 4.1%	14 2.6%	35 3.4%
No	462 90.6%	496 97.4%	958 94.0%	487 95.9%	520 97.4%	1007 96.6%
Total	510 100.0%	509 100.0%	1019 100.0%	508 100.0%	534 100.0%	1042 100.0%

- In the endline survey, 75 people in intervention areas have attended health promotion activities (53 people for a HP opening ceremony, 14 people for a health festival, and 8 people for free medical days), while only 19 people in comparison areas have attended such activities (Q504A).

Q504A: Attended Other Health Promotion Activities in Your Community in the last 12 months (N=1,042)

	Endline		
	Inter- vention	Comp- arison	Total

- Among what influenced the respondents' attitudinal changes, group sessions in their communities (22.0% for intervention and 8.3 for comparison), a HP opening ceremony

Yes, HP opening ceremony	53 10.4%	2 0.4%	55 5.3%
Yes, Health festival	14 2.8%	7 1.3%	21 2.0%
Yes, Free medical day	8 1.6%	9 1.7%	17 1.6%
Others	0 0.0%	1 0.2%	1 0.1%
No attend	440 86.6%	515 96.4%	955 91.7%

- In intervention areas, more people have changed their attitudes toward health-related topics; 32.3% for breast cancer, 25.2 % for ANC, followed by 24.2% for childcare and FP practices (Q504B).
- Compared to intervention areas, less people had attitude changes toward the same topics in comparison areas; 25.5% for breast cancer, 20.0% for ANC, 18.7% for childcare, and 16.7% for obesity (Q504B).

Q504B: Items toward which Attitudes Changed in the Last 12 months (N=1,042)

	Endline		
	Inter- vention	Comp- arison	Total
Use of VHCs	45 8.9%	13 2.4%	58 5.6%
Personal hygiene	106 20.9%	70 13.1%	176 16.9%
ANC	128 25.2%	107 20.0%	235 22.6%
PNC	98 19.3%	78 14.6%	176 16.9%
Childcare	123 24.2%	100 18.7%	223 21.4%
FP practice	123 24.2%	79 14.8%	202 19.4%
Vaccination for children	0 0.0%	0 0.0%	0 0.0%
Breast feeding	0 0.0%	0 0.0%	0 0.0%
Oral hygiene	76 15.0%	79 14.8%	155 14.9%
Anemia	80 15.7%	87 16.3%	167 16.0%
Obesity	80 15.7%	89 16.7%	169 16.2%
Breast cancer	164 32.3%	136 25.5%	300 28.8%
Nutrition	96 18.9%	80 15.0%	176 16.9%
Smoking	68 13.4%	72 13.5%	140 13.4%
Others	12 2.4%	3 0.6%	15 1.4%
Don't Know	1 0.2%	2 0.4%	3 0.3%
No change	213 41.9%	281 52.6%	494 47.4%



(11.5% for intervention) and health education sessions (10.8% for intervention) occupy the highest percentages (Q504C).

Q504C: Health Promotion Activities which Influenced Attitude Changes (n=548)

	Endline		
	Intervention	Comparison	Total
Health education sessions at VHCs	n=295 32 10.8%	n=253 1 0.4%	n=548 33 6.0%
Group session in your communities	65 22.0%	21 8.3%	86 15.7%
Home-visits by HC's staff	7 2.4%	2 0.8%	9 1.6%
Home-visits by other organizations	11 3.7%	6 2.4%	17 3.1%
HP opening ceremony	34 11.5%	1 0.4%	35 6.4%
Health festival	12 4.1%	8 3.2%	20 3.6%
Free medical day	3 1.0%	6 2.4%	9 1.6%
Others	210 71.2%	228 90.1%	438 79.9%
Don't know	1 0.3%	1 0.4%	2 0.4%

The majority of the respondents (90.9% for intervention and 96.6% for comparison) had not heard about the community health committee in their current community (Q504D).

Q504D: Recognition of Community Health Committee (N=1,042)

	Endline		
	Intervention	Comparison	Total
Yes	46 9.1%	16 3.4%	64 6.1%
No	462 90.9%	516 96.6%	978 93.9%
Total	508 100.0%	534 100.0%	1042 100.0%

### 3) Health Promotion Activities in Their Villages

- Women who have been involved in a community health committee in their own community was only one (0.1%) in the baseline survey, while 6 women (0.6%) had done so in the endline survey (Q505)
- Women who know NGOs/Collaborated with charities working in health issues in their own communities were 54 people (5.3%) in the baseline survey and 72 people (6.9%) in the endline survey (Q506).

Q506: Availability of NGOs/Charities Working in Health Issues in Your Community (N=1,019) (N=1,042)

	Baseline			Endline		
	Intervention	Comparison	Total	Intervention	Comparison	Total
Yes	38 7.5%	16 3.1%	54 5.3%	51 10.0%	21 3.9%	72 6.9%
No	448 87.8%	468 91.9%	916 89.9%	381 75.0%	440 82.4%	821 78.8%
Don't know	24 4.7%	24 4.7%	48 4.7%	76 15.0%	73 13.7%	149 14.3%

	Baseline			Endline		
	Intervention	Comparison	Total	Intervention	Comparison	Total
No answer	0 0.0%	1 0.2%	1 0.1%	1 0.0%	0 0.0%	0 0.0%
Total	510 100.0%	509 100.0%	1019 100.0%	508 100.0%	534 100.0%	1042 100.0%

#### 4) Sources of Reproductive Health Information

- In the baseline survey, the most common source of RH information was TV (67.0%), followed by Counseling by private doctors (42.5%), Internet (37.6%), and Counseling by staff at Comprehensive/Primary Health Centers (CHCs/PHCs) (26.9%) and Relatives/Family (22.9%). The CHCs/PHCs seem to play an important role as RH information delivery points.
- In the endline survey, Relatives/Family (69.8%) was the most common source of RH information, followed by TV (53.0%), Internet (52.4%), and Friends/Neighbors (49.4%).

Q507: Sources of RH Information (Multiple answers) (N=1,019) (N=1,042)

	Baseline			Endline		
	Intervention	Comparison	Total	Intervention	Comparison	Total
Counseling by staff at VHC	28 5.5%	16 3.1%	44 4.3%	72 14.2%	33 6.2%	105 10.1%
Counseling by staff at Comprehensive/Primary health center	117 22.9%	157 30.8%	274 26.9%	94 18.5%	110 20.6%	204 19.6%
Counseling by private doctor	214 42.0%	219 43.0%	433 42.5%	181 35.6%	184 34.5%	365 35.0%
Counseling by NGO health staff	52 10.2%	32 6.3%	84 8.2%	12 2.4%	3 0.6%	15 1.4%
Group lecture in the community	35 6.9%	14 2.8%	49 4.8%	42 8.3%	16 3.0%	58 5.6%
Community awareness event	4 0.8%	2 0.4%	6 0.6%	22 4.3%	11 2.1%	33 3.2%
Sermon	2 0.4%	0 0.0%	2 0.2%	10 2.0%	4 0.7%	14 1.3%
Written material (brochures, magazines, flyers, newspapers)	123 24.1%	123 24.2%	246 24.1%	130 25.6%	151 28.3%	281 27.0%
Internet	196 38.4%	187 36.7%	383 37.6%	264 52.0%	282 52.8%	546 52.4%
Radio	12 2.4%	14 2.8%	26 2.6%	10 2.0%	5 0.9%	15 1.4%
TV	336 65.9%	347 68.2%	683 67.0%	264 52.0%	288 53.9%	552 53.0%
SMS/text	23 4.5%	20 3.9%	43 4.2%	30 5.9%	22 4.1%	52 5.0%
Relatives /Family	117 22.9%	116 22.8%	233 22.9%	369 72.6%	358 67.0%	727 69.8%
Friends /Neighbors	49 9.6%	41 8.1%	90 8.8%	266 52.4%	249 46.6%	515 49.4%
Studying /Courses	9 1.8%	14 2.8%	23 2.3%	66 13.0%	63 11.8%	129 12.4%
UNRWA	7 1.4%	7 1.4%	14 1.4%	44 8.7%	40 7.5%	84 8.1%
Hospital	0 0.0%	0 0.0%	0 0.0%	125 24.6%	139 26.0%	264 25.3%
Never	6 1.2%	5 1.0%	11 1.1%	0 0.0%	7 1.3%	7 0.7%
Others	13 2.5%	3 0.6%	16 1.6%	6 1.2%	11 2.1%	17 1.6%
Don't know	1 0.2%	1 0.2%	2 0.2%	0 0.0%	1 0.2%	1 0.1%

**ANNEXES**

ANNEX 1 Questionnaire ..... A-1  
ANNEX 2 All Data ..... A-29



**Project for Improvement of Services at Village Health Centers  
(VHCs) in Rural Host Communities of Syrian Refugees**

**Endline Household Survey among  
Married Women of Reproductive Age (15-49) in  
Rural Areas of Irbid, Jordan**

**2018**



Hello, my name is ..... I am a researcher of the Ministry of Health/JICA project for Improvement of Services at Village Health Center in Rural Host Communities of Syrian Refugees with technical advice of Juntendo University in Japan. We are conducting a survey on women's health in Irbid. The information we collect will help the Ministry measure the outcome of our project.

Your family has been randomly selected to participate in this study. I would like to ask you some questions about your family, your thoughts and behaviors concerning reproduction. Questions normally take about 15 to 20 minutes. All answers you will provide us will be kept anonymous and confidential. Furthermore, your answers will be compiled with answers from other respondents and will not be shared with anyone other than members of our survey team.

You are not obligated to participate in this study, but we hope you agree to answer the questions, as your opinion is very important. We would highly appreciate your participation and your cooperation in answering questions concerning you. If I ask you any question you don't want to answer, just let me know. I will go on to the next question or you can stop the interview at any time. In case you need more information about the survey, you can contact the person listed on the leaflet.

Do you have any questions?

May I begin the interview now?

TO: Researchers:

=> Please get the lady's signature in BOX of "Signature of the Interviewee" on the Cover page

NOW START INTERVIEW,

➡ GO ON the FIRST PAGE

## JICA Project for Improvement of Services at Village Health Centers in Rural Host Communities of Syrian Refugees

END2018

Total serial number

District and Village

Al-Aghwar Al Shamaliyyeh 4: Abu Habeeb	Koura	Al-Taybeh	Irbid capital
Al-Khriabeh	3: Kutfur Kyfia	2: Mandah	1: Ass'arah
Esalleh	8: Izmaaleh	6: Makhraba	5: Natfieh
	7: Savdoor (Al-Westyyah)		

الرقم التسلسلي للتجمع السكاني	Serial No. of Cluster
رقم الأسرة في منطقة العد	Serial number of House Hold
اسم رب الأسرة	Name of the head of House Hold
رقم هاتف	Contact Mobile Number
رقم هاتف الزوج في حال عدم الاستجابة	

الوكالة اليابانية للتعاون الدولي

جিকা

Japan International Cooperation Agency  
JICA



المملكة الأردنية الهاشمية  
وزارة الصحة  
The Hashemite Kingdom of Jordan  
MOH



### استبيان مسح السكان والمساكن Household Survey Questionnaire

عدد النساء المتزوجات الموجودات في المنزل أثناء الزيارة (سنة 49 – 15)	Available number of married women in household (15-49 years old)
--	--

تاريخ الزيارة Date of visit	تاريخ الزيارة Date of visit
اسم الباحثة Research name	اسم الباحثة Research name
وقيع القاد الميداني Field Supervisor's sign	تاريخ الزيارة Date of visit

1. Completed	تمت الإجابة	Result Codes
2. No eligible Women (married aged 15-49) exist	المرأة المستهدفة غير موجودة	
3. No eligible Women (married aged 15-49) at home	المرأة ليست بالمنزل	
4. Nobody Home	لا يوجد أحد في المنزل	
5. Housing Unit Vacant	المسكن خال	
6. Refused by husband	الزوج رفض	
7. Refused by wife	الزوجة رفضت	
8. Other (Specify)	أخرى (حدد)	

Signature of the Interviewee توقيع الباحثة	I received the explanation and agree to cooperate the survey. تلقيت شرح وأوافق على التعاون في المسح
---	--

اسم مدخل البيانات Data entry person	(التاريخ) Date
--	-------------------

000	Record the time.	Hour ..... ( ) Minutes ..... ( )
-----	------------------	-------------------------------------

### SECTION 1: RESPONDENT'S BACKGROUND

NO.	QUESTIONS AND FILTERS	CODING CATEGORIES	SKIP
101	<Age> In what month and year were you born?	( ) month ( ) year If the woman doesn't know the month, if the woman doesn't know the year. Please use the family book as much as possible.	
102	How old were you at your last birthday?	Age in completed years ( ) year Don't know 98	
103	<Education of woman and her husband> Have you ever attended school?	Yes 1 No 2	104 106
104	What is the highest level of school you attended: old elementary, old preparatory, old secondary, new basic, new secondary, intermediate diploma, bachelor, or higher?	Old system Elementary (1-6) 1 Preparatory (7-9) 2 Secondary (10-12) 3 New system (for one born after 1973) ) Basic (1-10) 4 Secondary (11-12) 5 Intermediate diploma 6 Bachelor 7 Higher 8 Grade ( ) years Yes 1 No 2	
105	What is the highest grade you completed?	1 107	
106	Has your husband ever joined any school?	2 108	
1073A	What is the highest level of school your husband completed?	Old system Elementary (1-6) 1 Preparatory (7-9) 2 Secondary (10-12) 3 Other 3A New system Basic (1-10) 4 Secondary (11-12) 5 Intermediate diploma 6 Bachelor 7 Higher 8 Others 8A	
108	<Husband situations> Is your husband living with you now or is he staying elsewhere?	Living with her (If the husband live outside Jordan, means staying elsewhere) 1 Staying elsewhere (Live in Jordan even living in another governorate means living with her) 2	
109	Does your husband have another wife (other wives) besides you?	Yes 1 No 2	110 111
110	Including yourself, in total, how many wives does your husband have?	Total number of wives ( ) persons	
111	<Women's marital and fertility> How old were you when you first marriage?	Age ( ) years old	
112	Have you ever given birth during your life?	Yes 1 No 2	113 116
113	How old were you at the birth of your first child?	( ) years old	
114	How many sons and daughters, whom you have given birth and who are alive?	Don't know 98 Son ( ) persons Daughter ( ) persons	
115	Have you ever given birth to a boy and girl who was born alive but later died?	Yes 1 No 2	

116	<Women's working status> Have you done any work in the last 12 months, even for one hour? By "work", I mean any paid work, any work in a business completely or partially owned by yourself, any work in a business owned by the household without payment, or work in other business?	Yes 1 No 2	117 201
117	What is your employment status: are you an employee, an employer, are you self-employed, are you working for your family without payment, or are you working for someone else without payment? (Circle one)	Employee 1 Employer 2 Self-Employed 3 Unpaid family worker 4 Unpaid worker 5	
118	What is your current occupation, that is, what kind of work do you mainly do? (Circle one)	Public administration 1 Service workers, shop and market, sales workers 2 Education 3 Professional, scientific and technical activities 4 Manufacturing 5 Agricultural 6 Accommodation and food services 7 Other 96 (Specify)	

### SECTION 2: Household Conditions

NO.	QUESTIONS AND FILTERS	CODING CATEGORIES	SKIP
201	What is your nationality	Jordanian 1 Syrian 2 Other, Specify: ( ) 96	202 203
202	Was your family registered by Ministry of Interior (at the polls office or other related offices) ?	Yes 1 No 2	203
203	In which month and year did you start to live continuously at this current place of residence?	( ) month ( ) year Others (specify) 96 Don't know 98	
204	How many persons living with you in your house? (Including yourself)	( ) persons	
205	Does your house own the followings? <Please Read out>	1. Radio 1. Yes 2. No 2. TV 1. Yes 2. No 3. Satellite 1. Yes 2. No 4. Land telephone 1. Yes 2. No 5. Refrigerator 1. Yes 2. No 6. Washing machine 1. Yes 2. No 7. Dish washer 1. Yes 2. No 8. Solar heater 1. Yes 2. No 9. Air conditioner 1. Yes 2. No 10. Fan 1. Yes 2. No 11. Water cooler 1. Yes 2. No 12. Microwave 1. Yes 2. No 13. Digital camera 1. Yes 2. No 14. Mobile phone =>How many? ( ) 15. Computer => How many? ( ) 16. Internet access at house 1. Yes 2. No 17. Car (for personal use) =>how many? ( ) 18. Credit cards (any members) 1. Yes 2. No	
206	What would you estimate is your total monthly household income from all sources?	Don't know 98 Don't want to answer 99	
207	What would you estimate is your total monthly household expenditure?	Don't know 98 Don't want to answer 99	

**SECTION 3: FAMILY PLANNING AND REPRODUCTIVE HEALTH**

**- Family Planning -**

NO.	QUESTIONS AND FILTERS	CODING CATEGORIES						SKIP	
		1	2	3	4	5	6		
301	Are you pregnant now? (Circle one)	Yes	No	Unsure				302 304	
302	<For Women in Pregnancy> When you got pregnant, did you want to get pregnant at that time? (Circle one)	Yes	No					308 303	
303	Did you want to have a baby later on or did you not want any (more) children at that time? (Circle one)	Later	No more					308	
304	<For Women in not pregnant now> Do you have regular menstruation periods now? (Circle one)	No, In Postpartum amenorrhea	Yes	Yes, but sub-fecund/ infecund	No, In Menopausal/ Has had hysterectomy	Never menstruated	Others (specify)	305 308	
305	<About women in Postpartum period> Have you had children within last 2 years? (Circle one) If Yes, record NAME( )	Yes	No					306 308	
306	When you got pregnant with (NAME), did you want to get pregnant at that time? (Circle one)	Yes	No					308 307	
307	Did you want to have a baby later on, or did you not want any (more) children? (Circle one)	Later	No more					308	
308	<For All Contraception> Are you currently doing something or using any methods to delay or avoid getting pregnant? (Circle one)	Yes	No					310 309	
309	<Note: Breast feeding, LAM, and Female sterilization are as considered FP methods > What is the main reason for not using methods to delay or avoid getting pregnancy? (Circle all mentioned) <Read- out>	In pregnancy	In postpartum period	Wants to more children	Fear of infertility	Not having sex/ Infrequent sex	<Fertility –related reason> Menopausal/ Hysterectomy Sub fecund/ infecund <Opposition to use> Respondent opposed Husband opposed Others opposed Religious prohibition <Side effects> Interferes with body processes Mood changes Bloat & weight gain Headaches, dizzy Bleeding irregularity Risk of cancer Dangerous to health Can't use because of pre-existing health issues Fear of side effects <Use related reasons> Forget to take Method failure risk Difficult to use Interferes with sexual experience <Lack of Knowledge> Knows no method Knows no source	1 2 3 4 5 6 7 8 9 10 11 12 13 14 15 16 17 18 19 20 21 22 23 24 25 26	313

NO.	QUESTIONS AND FILTERS	CODING CATEGORIES						SKIP
		1	2	3	4	5	6	
310	Which method are you using now? (Circle all mentioned)	<Access reasons> Lack of access/ too far / inconvenient to get Too much time to obtain Cost too much to use <Provider/facility reasons> Lack of female providers Lack of privacy Provider offers limited methods Provider did not give method requested Requested methods not available Inadequate counseling Negative experience with FP provider Other (Specify) Don't know						27 28 29 30 31 32 33 34 35 36 96 98
311	Where did you obtain (CURRENT METHOD), the current methods? <Only for modern methods> (Circle all mentioned)  For Researcher: Please check Health facilities list	<Modern Methods> IUD Injectables Implants Pills Male Condom Female Condom Diaphragm Foam/Jelly Local/amenorrhea Method (LAM) Female Sterilization Male Sterilization Other modern method (Specify)						1 2 3 4 5 6 7 8 9 10 11 12
312	Who advised you to use this method? (Circle all mentioned) <To researcher: Don't read out>	<Traditional Methods> Rhythm Method (Calendar/ period method) Withdrawal Breastfeeding (Traditional) Other traditional Method (Specify) <Public> Gov. hospital University hospital Comprehensive health center (CHC) /primary health center (PHC) Village health center Royal medical services Other public (Specify) <Private> Private Hospital Private clinic JAFPP UNRWA clinic Other non-governmental organization Pharmacy Other Private (Specify) No one (by Myself) Doctor Nurse Midwife Husband Mother/Mother in law Other relative Friends Neighbors Community outreach workers Social workers Other (Specify)						13 14 15 16 1 2 3 4 5 6 7 8 9 10 11 12 13 1 2 3 4 5 6 7 8 9 10 11 96

NO.	QUESTIONS AND FILTERS	CODING CATEGORIES	SKIP
313	<For All Women> Would you say that using contraception is mainly your decision, mainly your husband's decision, or you both decide together? (Circle one)	1 Mainly myself 2 Mainly husband/partner 3 Joint decision 96 Other (Specify)	351
314	Does your husband agree with using contraception? (Circle one)	1 Yes 2 No 98 Don't know	401
315	What number of children (son / daughter) do you think suitable for your family? (Circle one)	1 Same number 2 More children 3 Fewer children 98 Don't know	352
316	Does your husband want the same number of children that you want, or does he want more or fewer than you want? (Circle one)	1 Same number 2 More children 3 Fewer children 98 Don't know	355
317	<For future> Do you want to have a baby in the future? (Circle one)	1 Yes 2 No 98 Don't know	351
318	When do you want to have your next baby? (Circle one)	1 Within the next 12 months 2 Within 1-2 years 3 After 2 years 4 After 3 years and more 5 When God wants 96 Other (specify) 98 Don't know	319
319	Do you think that you will use a modern FP method to delay or avoid pregnancy in the future? (Circle one)	1 Yes, will use 2 No, will not use 98 Don't know	320
320	Which modern method is most likely to be selected by you in the future? (Circle all mentioned)	<Modern Methods> 1 IUD 2 Injectables 3 Implants 4 Pills 5 Male Condom 6 Female Condom 7 Diaphragm 8 Foam/Jelly 9 Local/anal Amenorrhea Method (LAM) 10 Female Sterilization 11 Male Sterilization 12 Other modern method (Specify: ) 98 Don't know	321
321	<Knowledge of FP> From one menstrual period to the next, are there certain days when a woman is more likely to become pregnant? (Circle one)	1 Yes 2 No 98 Don't know	322
322	If yes, when is this time? (Circle one)	1 Just before her period begins 2 During her period 3 Right after her period has ended 4 Halfway between two periods 96 Other (Specify: )	323
323	Do you think that modern methods are less effective, equally effective or more effective than traditional methods for preventing pregnancy? (Circle one)	1 Modern methods are less effective 2 Modern methods are equally effective 3 Modern methods are more effective 98 Don't know	98
324	In your observation, what are the personal, family or social reasons that prevent women from using a modern method of FP? (Circle all mentioned)	1 Fear of health problem 2 Want to more children to fulfill maternal role 3 Perception of self as fertile and desirable 4 Fear of being abandoned by the husband 5 Husband may take another wife 96 Others (Specify) 98 Don't know	350

NO.	QUESTIONS AND FILTERS	CODING CATEGORIES	SKIP
350	Have you had live births in the last 12 months before now? (Circle one)	1 Yes 2 No	351
351	During the pregnancy in the last 12 months, did you see anyone for antenatal care? (Circle one)	1 Yes 2 No	352
352	If yes: Where did you go to receive antenatal care? (Circle one) Anyone else? (Circle one) For Researcher: Please check Health facilities list	<Public> Go. hospital University hospital Comprehensive health center (CHC) /primary health center (PHC) Village health center Royal medical services Other public (Specify: ) <Private> Private Hospital Private Clinic JAFFP Other private (Specify: ) Number of months ( ) months Don't know	355
353	How many months pregnant were you when you first received antenatal care for this pregnancy?	Number of times ( ) times Don't know	98
354	How many times did you receive antenatal care during this pregnancy?	Your home / Other home <Public> Gov. hospital University hospital Royal medical services Others public (Specify: ) <Private> Private hospital NGO hospital NGO clinic Others private (Specify: )	1
355	About delivery in the last 12 months, where did you give birth? (Circle one)	1 Yes 2 No 98 Don't know	357
356	During the 6 weeks after birth, did you go to the health facilities (see doctors) or did health workers come to your home to check your health? (Circle one)	( ) hours ( ) days Don't know	401
357	How long after delivery did the first check-up take place?	Yes No Don't know	98
358	During this check-ups, did you receive information or counseling about family planning? (Circle one)	1 Yes 2 No 98 Don't know	98

**SECTION 4: Use of Health Center**

NO.	QUESTIONS AND FILTERS	CODING CATEGORIES	SKIP
401	Who usually makes the decisions about your visits related to RH care and FP services? <Don't read answers> (Circle one)	Respondent Husband Respondent and husband jointly Senior male family member Senior female family member Other (Specify: )	1 2 3 4 5 96
401A	Do you know comprehensive health center (CHC) / Primary health center (PHC) nearby? (Circle one)	Yes No	1 2
401B	For researcher: please mention the name of HC, from the list		402
401B	Have you used (NAME of CHC/PHC) in the last 1 year? (Circle one)	Yes No	1 2
402	Do you know (NAME of the VHC nearest to the respondent) ? (Circle one)	Yes No	1 2
404	Have you used (NAME of VHC) in the last 1 year? (Circle one)	Yes No	1 2
405	<For who did not use VHCs > Why do not you use the HC? (Circle all mentioned)	I don't know what kinds of services they are providing There are no services I need There is no medical doctor Attitude of staff at the VHC is not good Far from home Services are limited Drugs are limited I am using Comprehensive Center nearby I am using Primary Health Center nearby I am using a Hospital I am using a NGO's Health facility I am using a private hospital/clinic Others (Specify) Don't know	1 2 3 4 5 6 7 8 9 10 11 12 96 98
406	<For who use VHCs > Have you ever used the following services in the VHC in the last year? (Circle all mentioned) <Please Read out>	Vaccination for children FP counseling FP methods ANC PNC Women's disease, General medical examination Counseling Health education session Others (Specify)	1 2 3 4 5 6 7 8 9 96

406A	Do you think services in VHC have been improved during the last year? (Circle one)	Yes No	1 2	406B 407
406B	In which aspect do you think its service improved? (Circle all mentioned) <Read-out> ★ "Others" includes "Child care."	Increased Variety of services Improved equipment, furniture, or atmosphere More IEC materials (flip chart, poster, brushers, etc) Midwife was newly assigned or coming more frequently Better attitude of a midwife or a nurse Better counseling Providing health education session Others (Specify)	1 2 3 4 5 6 7 96	407
407	How do you go to the VHC you used or the nearest VHC from your house if you try to go? Please answer your main means. (circle one)	On foot Private car Taxi/Renting a car Bus/ minibus (service) Others (specify)	1 2 3 4 96	
408	How many minutes does it take by above mean?	( ) minutes	98	
409	How much does it cost by above mean? <Note: for one way> If the answer of Q407 On foot, the answer is 0 Private Car, the answer is Don't know	( ) JD Don't know	98	501





مشروع تحسين الخدمات في المراكز الصحية الفرعية في  
المناطق الريفية المستضيفة للاجئين السوريين

Project for Improvement of Services at Village  
Health Centers (VHCs) in Rural Host Communities  
of Syrian Refugees

مسودة

مسح دراسي للسكان والمساكن (النهائي)  
للنساء المتزوجات ما بين عمر (15-49)  
في المناطق الريفية ضمن محافظة اربد ، الأردن.

Endline Household Survey for Married Women (15-49)  
in the Rural Areas of Irbid, Jordan

2018



مشروع تحسين الخدمات في المراكز الصحية  
القرعية في المناطق الريفية المستضيفة للاجئين  
السوريين/ جليكا

**Total serial number**

الأولية والقرى	الطبية	الكورة	الأغوار الشمالية	فني كتابة
1. اسعرة	2. مناج	3. كفر كيفا	4. ابو هانبل	9. الخريبة
5. ناطفة	6. محربة	7. صيدور (الوسطية)	8. الزملة	10. السيلة

Serial No. of Cluster	الرقم التسلسلي للتجمع السكاني
Serial number of House Hold	رقم الأسرة في منطقة العد
Name of the head of House Hold	اسم رب الأسرة
Contact Mobile Number	رقم هاتف الزوج في حال عدم الاستجابة



المملكة الأردنية الهاشمية  
وزارة الصحة  
MOH  
The Hashemite Kingdom of Jordan



الوكالة اليابانية للتعاون الدولي  
جليكا  
Japan International Cooperation Agency  
JICA

### استبيان مسح السكان والمساكن Household Survey Questionnaire

عدد النساء المتزوجات الموجودات في المنزل أثناء الزيارة (15- 49 سنة)	Available number of married women in household (15-49 years old)
---	--

تاريخ الزيارة الأولى	تاريخ الزيارة الأولى
Date of visit	Date of visit
اسم الباحثة	اسم الباحثة
Research name	Research name
توقيع المشرف الميداني	توقيع المشرف الميداني
Field Supervisor's sign	Field Supervisor's sign

Result Codes	نتيجة شرح ووافق على التعاون في المسح
1. تمت الإجابة 2. المرأة المستهدفة غير موجودة (لا يوجد سيدة تنطبق عليها الشروط) 3. المرأة التي تنطبق عليها الشروط ليست بالمنزل 4. لا يوجد أحد في المنزل 5. المسكن حال 6. الزوج رفض 7. الزوجة رفضت 8. أخرى (حدد)	I received the explanation and agree to cooperate the survey.

اسم مشغل البيانات	التاريخ (Date)
Data entry person	Date
	A-17

مرحباً أنا ..... باحثة في وزارة الصحة الأردنية/ مشروع تحسين الخدمات في المراكز الصحية القرعية في المناطق الريفية المستضيفة للاجئين السوريين. نقوم بعمل دراسة عن صحة المرأة في اربد بدعم ومشورة تقنية من جامعة جونتيلندو في اليابان، وستساعد المعلومات التي جمعها، وزارة الصحة في قياس أثر المشروع.

قد تم اختيار أسرتك بشكل عشوائي للمشاركة في هذه الدراسة، وأود أن أشرح عليك بعض الأسئلة فيما يتعلق بعائلتك، وأفكارك وسلوكياتك المتعلقة بالصحة الإيجابية. تستغرق المقابلة عادة حوالي 15 إلى 20 دقيقة. جميع الإجابات سيتم الاحتفاظ بها بشكل سري، وعلاوة على ذلك، سيتم تجميع إجاباتك مع إجابات المشاركين الآخرين، ولن تتم مشاركتها مع أي شخص آخر دون أعضاء فريق المسح.

إن مشاركتك في هذه الدراسة هي مشاركة طوعية، وأنت لست ملزمة بالمشاركة بها، ولكننا نأمل أن نوافقي على إجابة الأسئلة، لأن رأيك مهم جداً بالنسبة لنا. ونحن نقدر تقديراً عالياً مشاركتكم وتعاونكم في الإجابة على الأسئلة في هذا الاستطلاع. إذا كنت هناك أي سؤال لا تريد الإجابة، فقط أخبرني وسوف أنتقل إلى السؤال التالي، كما ويمكنك إنهاء المقابلة في أي وقت. في حال كنت بحاجة إلى مزيد من المعلومات حول المسح، يمكنك الاتصال بال شخص المعني المذكور في البطاقة.

هل لديك أي أسئلة؟

هل يمكنك بدء المقابلة الآن؟

للإجابة:  
=> يرجى أخذ توقيع السيدة في المربع المخصص على الصفحة الرئيسية للاستبيان

بدا المقابلة



الساعة	0000
دقيقة	
ثانية	

**القسم الأول: خلفية عامة عن السيدة**

الرقم	البيانات والترميز	الأسئلة
101	العمر تاريخ ميلادك ( الشهر والسنة ) ؟ ( ) ( ) إذا لم تعرف المرأة الشهر..... إذا لم تعرف المرأة السنة الرجاء الاستشارة بنقطة العائلة قدر الإمكان	
102	ما هو عمرك في آخر عيد ميلاد لك ؟ (البسطة: يرجى التأكد من صحة عمر السيدة بالرجوع لسؤال 101)	98
103	الدرجة التعليمية للمرأة وزوجها هل سبق لك الالتحاق بالمدرسة؟	لا اعرف نعم لا
104	ما هي أعلى مرحلة دراسية التحقت بها: هل هي ابتدائي، عادي، ثانوي قديم، أساسي، ثانوي جديد، دبلوم متوسط، بكالوريوس، دراسات عليا؟	النظام المسبق (القديم) ابتدائي (6-1) إعدادي (7-9) ثانوي (10-12) النظام الجديد (الحالي) لمراتب 1973 ويعد: أساسي (1-10) ثانوي (11-12) الدبلوم المتوسط بكالوريوس دراسات عليا
105	ما هو عدد السنوات الدراسية التي أتممت بها أعلى مرحلة دراسية نجح؟	( ) نعم لا
106	هل التحق زوجك بالمدرسة؟	لا
107	ما هي أعلى درجة علمية أكملها زوجك ؟	النظام المسبق (القديم) 1 ابتدائي (6-1) 2 إعدادي (7-9) 3 ثانوي (10-12) 3A أخرى ( ) النظام الجديد (الحالي) لمراتب 1973 ويعد: 4 أساسي (10-1) 5 ثانوي (11-12) 6 الدبلوم المتوسط 7 بكالوريوس 8 دراسات عليا 8A أخرى ( )
108	وضع الزوج هل يعيش زوجك عادة معك في هذا المسكن أم في مكان آخر؟ للبيحة: إذا كان يعيش داخل الأبن حتى لو كان يعمل في مهنة أخرى تعتبر الإجابة يعيش معها. إذا كان الزوج يعيش خارج الأبن، تعتبر الإجابة يعيش في مكان آخر	يعيش معها يعيش في مكان آخر نعم لا
109	هل لدى زوجك زوجة / زوجات بالأضفة لك؟	نعم لا
110	بما قيمته انت، ما هو العدد الكلي للزوجات ؟ خصوية المرأة	( ) عدد الزوجات
111	ما هو عدد عمرك عندما تم الزواج لأول مرة؟	( ) سنرات
112	هل سبق لك الإنجاب في حياتك؟	نعم لا
113	ما هو عمرك عند انجاب الطفل الأول ؟	( ) سنرات لا اعرف
114	ما هو عدد أولادك وبناتك الأحياء ؟	( ) سنرات لا اعرف
115	هل لديك أطفال متوفاين ؟ إنجبتهم ثم توفا بعد ذلك؟	( ) البنات نعم لا

الرقم	البيانات والترميز	الأسئلة
116	حالة العمل المرأة هل كان لديك عمل خلال الـ 12 شهر الماضية حتى ولو ساعة واحدة؟ - في أي عمل مقال آخر - أو في مهنة خاصة بتعليمها أو تمكنك جزءا منها - أو في مهنة الأسرة دون أجر ( مثال: كالمعلم في مزرعة، بقالة) - أو في أي عمل آخر	نعم لا
117	ما هي حالتك العملية ؟ هل أنت مستخدمة بأجر صاحبة عمل مع وجود مستخدمين، تعملين لحسابك دون وجود مستخدمين، تعملين لدى الأسرة دون أجر أو تعملين لدى غيرك دون أجر؟ (اجبة واحدة)	موظف بأجر صاحبة عمل مع وجود موظفين آخرين تعمل لحسابها دون وجود موظفين آخرين تعمل لدى الأسرة دون أجر تعمل دون أجر
118	ما هي مهنتك الرئيسية؟ أي ما نوع العمل الذي تقومين به بشكل رئيسي؟ (اجبة واحدة)	الإدارة العامة عمال الخدمات، متاجر، سوق، والعمالين في مجال البيوعات قطاع التعليم الأنشطة المهنية والعلمية والتقنية الصناعة مزارعين قطاع الخدمات وأنشطة الخدمات الغذائية أخرى حدد ( )

**القسم الثاني: خصائص المسكن**

الرقم	البيانات والترميز	الأسئلة
201	أرثية سورية أخرى ( حدد ) 96 203	ما هي جنسيتك؟ هل تم تسجيل عائلتك في وزارة الداخلية ( أو في مكتب / منظر شرطة )؟ لا
202	نعم لا	هل تم تسجيل عائلتك في وزارة الداخلية ( أو في مكتب / منظر شرطة )؟
203	( ) الشهر ( ) السنة ( ) 96 98	في أي شهر وسنة بدأت العيش في مسكنك الحالي الذي تقيمين فيه؟
204	( ) الأشخاص ( )	كم شخص يعيش معك في المنزل؟ (من ضمنهم أنت)
205	1. زائبو 2. تلاميذ 3. طيق لأط (معالجات) 4. تقنون أرضي 5. تلاجة 6. عسالة 7. جلابة صحون 8. سخان شمسي 9. مكيف 10. مروحة 11. مبرد مياه (كولر) 12. ميكرويف 13. كمبرا ريفية 14. هاتف نقال العدد؟ 15. كمبيوتر ثابت، كمبيوتر محمول العدد؟ 16. اشتراك انترنت 17. سيارة خاصة للاستخدام الشخصي العدد؟ 18. بطاقة ائتمانية (أي فرد من أفراد الأسرة) نعم لا	هل تتوفر الاجهزة المنزلية التالية في منزلك؟ 1. زائبو 2. تلاميذ 3. طيق لأط (معالجات) 4. تقنون أرضي 5. تلاجة 6. عسالة 7. جلابة صحون 8. سخان شمسي 9. مكيف 10. مروحة 11. مبرد مياه (كولر) 12. ميكرويف 13. كمبرا ريفية 14. هاتف نقال العدد؟ 15. كمبيوتر ثابت، كمبيوتر محمول العدد؟ 16. اشتراك انترنت 17. سيارة خاصة للاستخدام الشخصي العدد؟ 18. بطاقة ائتمانية (أي فرد من أفراد الأسرة) نعم لا
206	المبلغ ( ) لا تعرف 98 99	كم تقدرين مجموع دخل الأسرة الشهري من جميع المصادر ؟ لا تعرف لا تعرف الاجابة
207	المبلغ ( ) لا تعرف 98 99	كم تقدرين مجموع ائقاق الأسرة الشهري ؟ لا تعرف لا تعرف الاجابة

القسم الثالث : الصحة الإنجابية وتنظيم الأسرة

الرقم	الاسئلة	البدايل والترميز	الانتقالات
301	هل أنت حامل حالياً؟ (اجابة واحدة)	1 نعم 2 لا 3 غير متأكد	
302	المرأة الحامل في الوقت الذي أصبحت فيه حاملاً، هل كنت راجية في الحمل آنذاك؟ (اجابة واحدة)	1 نعم 2 لا	
303	هل كنتي راجية في الانتظار لبعض الوقت، ام كنت غير راجية في انجاب المزيد من الأطفال؟ (اجابة واحدة)	1 راجية في الانتظار 2 غير راجية في المزيد	
304	هل ما زلت تحيضين ( الدورة الشهرية ) ؟ (اجابة واحدة)	1 لا ، في مرحلة النفاس 2 نعم، لديها حيض 3 نعم، لكن عظم أو، عظم ثانوي 4 لا، سن اليأس أو استحداث الرحم 5 لا، لا يوجد دورة شهرية ابداً 96 أخرى حدد ( )	
305	النساء في مرحلة النفاس		
306	هل لديك أطفال بعمر الستين أو أقل ؟	1 نعم 2 لا	
307	عندما تم العمل بالظلم (المذكور في السؤال السابق)، هل كنتي تريدون ان تصبحي حامل في ذلك الوقت؟ (اجابة واحدة)	1 نعم 2 لا	
308	هل كنتي تريدين الطفل المذكور بالسؤال السابق 305 في وقت لاحق أو لا تريدين بالمزيد من الأطفال في ذلك الوقت؟ (اجابة واحدة)	1 لاحقاً 2 غير راجية في المزيد	
309	نساء كلغة ( وسائل منع الحمل ) في الوقت الحالي هل تعلمين شيئاً أو تستخدمي أي وسيلة لتأخير أو تجنب الحمل ؟ اجابة واحدة	1 نعم 2 لا	
310	الليحة: ملاحظة: الرضاعة الطبيعية، وسيلة قطع الطمث بالإرضاع، والتعقيم الجراحي للرحم تعتبر وسائل تنظيم أسرة	1 حامل 2 فترة النفاس 3 اريد المزيد من الأطفال 4 الخوف من فقد القدرة على الحمل 5 انقطاع المعاشرة / معاشرة منقطعة 6 اسباب مرتبطة بعدم الخصوبة 7 توقف الطمث / استئصال الرحم عقم أولي/ عقم ثانوي معارضه الاستعمال	
311	معارضه الاستميدة معارضه الزواج معارضه الآخرين اسباب دينية الأعراض الجينية تؤثر على وظائف الجسم تغييرات على المزاج زيادة الوزن والانتفاخ أوجاع الرأس والوجه نزيف أو عدم انتظام الحيض خطر الإصابة بالسرطان	1 2 3 4 5 6 7 8 9 10 11 12 13 14 15 16 17	
312	من أين تم الحصول على الوسيلة الحالية ؟ فقط الوسائل الحديثة *اختيار من متعدد	1 مستشفى حكومي 2 مستشفى الجامعة 3 مركز صحي شامل / مركز صحي أولي 4 مركز صحي فرعي 5 الخدمات الطبية المنكية 6 أخرى ( حدد ) 7 مستشفى خاص 8 عيادة خاصة 9 الجمعية الأردنية لتنظيم وحماية الأسرة 10 عيادة الأورورا - UNRWA 11 منظمة غير حكومية أخرى 12 صيدلانية 13 أخرى ( حدد ) 14 لا احد فردي (أنا فقط) 15 طبيب 16 المرسلة	313 311 312

الرقم	الاسئلة	البدايل والترميز	الانتقالات
18	خطير على الصحة		
19	لا تستطيع الاستعمال بسبب مخاطر صحية سابقة		
20	الخوف من الأعراض الجانبية		
21	اسباب مرتبطة بالاستعمال		
22	تسبب تناولها		
23	مخاطر فشل استعمال الوسيلة/عدم الفعالية		
24	صعوبة الاستعمال		
25	عدم الملائمة (تعارض مع المعاشرة)		
26	صعف المعرفة		
27	عدم المعرفة بأي وسيلة		
28	عدم معرفة أي مصدر للخدمة		
29	اسباب ترتبط بالوصول		
30	ضعف الوضوء/ بعد المسافة للحصول على الخدمة		
31	الوقت اللازم طويل للحصول على الوسيلة		
32	الكلفة عالية		
33	اسباب ترتبط بمزودة الخدمة/العرق		
34	عدم وجود نساء مزودات للخدمة		
35	عدم وجود خصوصية		
36	الوسائل المتوفرة لدى مزود الخدمة محدودة		
37	مزود الخدمة لا يقدم الوسيلة المطلوبة		
38	الوسيلة المطلوبة غير متوفرة		
39	عدم كفاية خدمات المشورة		
40	الخبرة والتجربة سلبية مع مزود وسائل تنظيم الأسرة		
41	أخرى ( حدد )		
42	لا اعرف		
310	ما الوسيلة التي تستخدمها حالياً؟ *اختيار من متعدد	1 الوال 2 حن منع الحمل 3 العرسه 4 الحبوب 5 الواقي الذكري 6 الواقي الأنثوي 7 عطاء عقق الرحم 8 الرغوة / الجلبي/التحاميل 9 الرضاعة الطبيعية المطلقة 10 التعقيم الأنثوي 11 التعقيم الذكري 12 وسائل حديثة أخرى ( حدد ) 13 الامتناع البروي 14 القذف الخارجي/العرل 15 الرضاعة الطبيعية ( تقليدية ) 16 وسائل تقليدية أخرى حدد ( ) 17 مستشفى حكومي 18 مستشفى الجامعة 19 مركز صحي شامل / مركز صحي أولي 20 مركز صحي فرعي 21 الخدمات الطبية المنكية 22 أخرى ( حدد ) 23 مستشفى خاص 24 عيادة خاصة 25 الجمعية الأردنية لتنظيم وحماية الأسرة 26 عيادة الأورورا - UNRWA 27 منظمة غير حكومية أخرى 28 صيدلانية 29 أخرى ( حدد ) 30 لا احد فردي (أنا فقط) 31 طبيب 32 المرسلة	310 311 312

الرقم	الاستئلة	البدائل والترميز	الافتقالات
	<b>** اختيار من متعدد</b>	4 القبلة القانونية 5 الزوج 6 الام / ام الزوج 7 قارب اخرون 8 اصداق 9 جيران 10 العاملين في مجال التوعية المجتمعية / المرشدة الصحية 11 اخصائي اجتماعي 96 اخرى ( حدد )	
	<b>للبيحة: لا تقاري الخيارات**</b>		
	<b>لجميع السيدات</b>		
313	هل يمكن القول ان استخدام وسائل منع الحمل هو قرار فردي، او قرار زوجك، او قرار مشترك ؟	1 قرار السيدة لوحدها 2 قرار الزوج 3 قرار مشترك 96 اخرى ( حدد )	
314	هل زوجك موافق على استخدام وسائل منع الحمل ؟	1 نعم 2 لا 98 لا اعرف ( حدد )	
315	ما هو عدد الاطفال الذي تعتقدن انه مناسب لعائلتك ؟	96 اخرى ( حدد ) 98 لا اعرف ( حدد )	
316	هل تعتقدن ان زوجك يرغب في نفس عدد الاطفال الذين ترغبين بانجابهم، ام اكثر، ام اقل مما ترغبين ؟	1 نفس العدد 2 اطفال اكثر 3 اطفال اقل 98 لا اعرف	
	<b>اسئلة في المستقبل</b>		
317	هل ترغبين بمرزب من الاطفال ؟	1 نعم 2 لا 98 لا اعرف	
318	متى تفضلين انجاب الطفل القادم ؟	1 خلال السنة القادمة 2 بعد سنتين 3 بعد ثلاث سنوات 4 مشيئة الله 5 اخرى ( حدد ) 96 لا اعرف	
319	هل سوف تستخدمين وسائل منع او تاخير الحمل الحديثة؟	1 نعم سوف استخدم 2 لن استخدم 98 لا اعرف	
320	ما هي الوسيلة التي ترغبين في استخدامها في المستقبل؟	1 اللاب 2 حقن منع الحمل 3 الغرسة 4 الجيوب 5 الواقي الذكرى 6 الواقي الانثوي 7 عطاء علق الرحم 8 الرغوة / الجلي / التحاميل 9 الرضاة الطبيعية المطلقة 10 التعقيم الانثوي 11 التعقيم الذكرى 12 وسائل حديثة اخرى حدد ( ) 98 لا اعرف	
321	معرفة وسائل تنظيم الأسرة		
322	من بدء الدورة الشهرية لبدء الدورة التي تليها، هل هنالك ايام معينة تكون فيها المرأة معرضة للحمل اكثر	1 نعم 2 لا	

الرقم	الاستئلة	البدائل والترميز	الافتقالات
	<b>من اي وقت اخر ؟ اجابة واحدة</b>	لا اعرف	
322	اذا كان الجواب نعم في السؤال السابق ، متى يكون هذا الوقت ؟ للبيحة: اقراي جميع الخيارات (اجابة واحدة)	1 قبل الحيض 2 خلال الحيض 3 مباشرة بعد انتهاء فترة الحيض 4 في الفترة المتتصلة بين الدورتين الشهريتين 96 اخرى ( حدد )	
323	هل تعتقدن ان وسائل تنظيم الأسرة الحديثة اقل فعالية ذات الفعالية، اكثر فعالية من وسائل تنظيم الأسرة التقليدية ؟	1 الوسائل الحديثة اقل فعالية 2 الوسائل الحديثة نفس الفعالية 3 الوسائل الحديثة اكثر فعالية 98 لا اعرف	
324	بريك ما هي الاسباب الشخصية او العائلية او الاجتماعية التي تمنع النساء من استعمال وسائل حديثة لتنظيم الأسرة ؟ <b>اختيار من متعدد</b> <b>للبيحة: لا تقاري الخيارات**</b>	1 الخوف من مشاكل صحية 2 الرغبة بتجاب مزيد من الاطفال لتلبية عطفة الامومة 3 النظرة الشخصية الي انها امرأة ولودة ومرغوب فيها 4 الخوف من هجر الزوج 5 الخوف من قيام الزوج بالزواج من امرأة اخرى لانجاب المزيد 96 اخرى، حدد ( ) 98 لا اعرف	350

القسم الرابع : مراجعة المركز الصحي

الرقم	الاسئلة	البدائل والتبريز	الانتقالات
401	عادة من الذي يتخذ القرار بشأن زيارتك الى مرافق خدمات الصحة الاجابية وتنظيم الاسرة؟  (اجابة واحدة)  (الباحثة: لا تقرا الخيارات)**	السيدة	1
		الزوج	2
		السيدة وزوجها معا	3
		افراد العائلة الاكبر ( الكبار)	4
		افراد العائلة الاكبر ( الكبار)	5
		اخرى (حدد)	96
401 A	هل تعرفين "اسم" مركز صحي شامل/ مركز صحي اولي لك؟	نعم	1
402	«الباحثة: راجعي قائمة المراكز الصحية»  (اجابة واحدة)	لا	2
		نعم	1
402 B	هل قمتي بمراجعة المركز الصحي الاقرب (المذكور في السؤال السابق) خلال السنة الماضية؟	لا	2
		نعم	1
402	هل تعرف "اسم" اقرب مركز صحي فرعي لك؟	نعم	1
501	«الباحثة: راجعي قائمة المراكز الصحية»  (اجابة واحدة)	لا	2
404	هل قمتي بمراجعة المركز الصحي (المذكور بالسؤال السابق) خلال السنة الماضية؟	نعم	1
404	(اجابة واحدة)	لا	2
405	التساءل الثاني لا تراجع في المراكز الصحية الفرعية: الذكري سبب عدم مراجعة المراكز الصحية؟ <u>اختيار من متعدد</u>	لا اعرف ما هي انواع الخدمات التي تقدم بالمركز لا يوجد طبيب معاملة مقلمي الخدمة بالمركز غير جيدة المركز بعيد عن المنزل محدودية الخدمة المتوفرة محدودية الادوية المتوفرة استخدم المركز الصحي الشامل القريب استخدم المركز الصحي الاولي القريب استخدم مشاة صحية غير حكومية استخدم المستشفى استخدم عيادة/ مستشفى خاص اخرى (حدد)	1 2 3 4 5 6 7 8 9 10 11 12 96 98
406	التساءل الثاني تراجع في المراكز الصحية الفرعية: هل قمتي باستخدام الخدمات التالية في المركز الصحي؟  <u>اختيار من متعدد</u>  (الباحثة: اقرأ جميع الاجابات)	تعليم الاطفال	1
		مشورة تنظيم الاسرة	2
		وسائل تنظيم الاسرة	3
		رعالية ما قبل الولادة	4
		رعالية ما بعد الولادة	5
		امراض النساء	6
الفحص الطبي العام	7		
مشورة عامة	8		
محاضرة تثقيفية صحية	9		
اخرى (حدد)	96		
406 B	نعم	1	
407	لا	2	
407	لا اعرف	98	
407	تتروغ في الخدمات المقدمة	1	

ملاحظة للباحثة: تعبأ فقط للسيدات اللواتي لديهن طفل السنة الماضية. (أي عمره سنة فما اقل)

العناية اثناء الحمل وبعد الولادة -

الرقم	الاسئلة	البدائل والتبريز	الانتقالات
350	هل لديك مولود حي خلال اخر 12 شهر؟  (اجابة واحدة)	نعم	1
		لا	2
351	خلال حملك الاخير، هل راجعت أي أحد لتلقي الرعاية الصحية؟  (اجابة واحدة)	نعم	1
		لا	2
352	إذا كانت الاجابة نعم في السؤال السابق 351 أين تمت المراجعات؟  (أي مكان آخر؟)  (اجابة واحدة)  «الباحثة: راجعي قائمة المراكز الصحية»	مستشفى حكومي	1
		مستشفى الجامعة	2
		مركز صحي شامل / مركز صحي اولي	3
		مركز صحي فرعي	4
		الخدمات الطبية المتبعية	5
		اخرى (حدد)	6
353	ما هي عدد مرات تلقي خدمة رعاية الحامل اثناء الحمل؟	مستشفى خاص	7
		عيادة خاصة	8
		الجمعية الاردنية لتنظيم وحماية الاسرة	9
		مراكز خاصة اخرى	96
		شهر الحمل ( )	98
		لا اعرف ( )	98
354	أين الجبتي مولودك الاخير؟  (اجابة واحدة)	مستشفى حكومي	1
		مستشفى الجامعة	2
		الخدمات الطبية الملكية	3
		اخرى عام (حدد)	4
		مستشفى خاص	5
		مستشفى تابعة لمنظمات غير حكومية	6
عيادة تابعة لمنظمات غير حكومية	7		
اخرى (حدد)	8		
356	خلال 6 اسابيع بعد الولادة، هل ذهبت إلى مرافق صحي (زيادة طبيب) أو تلقيت زيارة في منزلك لتأكد من صحتك؟  (اجابة واحدة)	نعم	1
357	متى تلقيت اول فحص طبي لك بعد الولادة؟  (اجابة واحدة)	لا اعرف	2
		لا اعرف	98
358	خلال هذا الفحص، هل تلقيت معلومات ومشورة حول تنظيم الاسرة؟  (اجابة واحدة)	نعم	1
		لا اعرف	2
98	لا اعرف	98	

القسم الخامس : تعزيز الصحة (خلال 12 شهر الماضية)

الرقم	الاسئلة	البيانات والترميز	الانتقالات		
501	هل حضرت أي دورات التنقيف الصحي في المركز الصحي الفرعي خلال 12 شهر الماضية؟ (اجابة واحدة)	نعم	1		
		لا	2		
502	هل حضرت أي دورات تنقيف صحي في مجتمعك الحالي؟ (اجابة واحدة)	نعم	1		
		لا	2		
503	هل تقيت أي زيارة منزلية من كادر المركز الصحي خلال اقامتك في المسكن الحالي؟ (اجابة واحدة)	نعم	1		
		لا	2		
504	هل تقيت أي من الزيارات المنزلية من قبل منطو عين الصحة (ما في ذلك المنظمات غير الحكومية وغيرها) خلال اقامتك في المسكن الحالي؟ (اجابة واحدة)	نعم	1		
		لا	2		
504A	هل حضرت أي نشاط من أنشطة تعزيز الصحة ( مثل حفل افتتاح أنشطة تعزيز الصحة، حملات صحية، أيام طبية مجانية..... وغيرها) في مجتمعك الحالي خلال 12 شهر الماضية؟ (اختيار من متعدد)	نعم، حفل افتتاح أنشطة تعزيز الصحة	1		
		نعم، حفل طبي وصحي	2		
		نعم، يوم طبي مجاني	3		
		أخرى، ( )	4		
		لا أعرف	5		
504 C	لجميع السيات هل تغيرت أرائك، موقفك، معتقداتك تجاه أي من المواضيع التالية خلال ال 12 شهر الماضية؟ <u>اختيار من متعدد</u> <b>(البياحة: أقرأي جميع الاجابات)</b>	مراجعة واستخدام المركز الصحي الفرعي	1		
		التقائفة الشخصية	2		
		رعاية الحامل	3		
		رعاية النفس	4		
		رعاية الأطفال	5		
		ممارسات تنظيم الأسرة	6		
		تعليم الأطفال	7		
		الرضاعة الطبيعية	8		
		تغذية النعم والأمنان	9		
		فقر الدم	10		
		السممة	11		
		سوائل الثدي	12		
		التخنية	13		
		التخزين	14		
		أخرى ( )	96		
لا أعرف	98				
504 D	ما هي أنشطة تعزيز الصحة التي أثرت على تغيير موقفك ؟	لم يتغير موقفي اتجاه أي شيء	15		
		محاضرات التنقيف الصحي في المرآكر الصحية	1		
		محاضرات صحية جماعية في مجتمعك	2		
		الزيارات المنزلية من قبل كادر المرآكر الصحي	3		
		زيارات منزلية من قبل منطو عي الصحة أو منظمات غير حكومية	4		
		حفل افتتاح أنشطة تعزيز الصحة	5		
		حفل طبي	6		
		يوم طبي مجاني	7		
		أخرى، حدد ( )	96		
		لا أعرف	98		
		504D	هل سمعتي عن لجنة صحة المجتمع في مجتمعك الحالي؟ (اجابة واحدة)	نعم	1
				لا	2
		505	هل تشارك مع لجنة صحة المجتمع في مجتمعك؟ (اجابة واحدة)	نعم	1
				لا	2
		506	هل يوجد جمعيات تعاونية /منظمات تعمل على مواضيع الصحة في القرية؟	نعم ، اسم الجمعية المنظمة ( )	1
لا	2				
		لا أعرف	98		

الرقم	الاسئلة	البيانات والترميز	
407	<u>اختيار من متعدد</u> <b>(البياحة: أقرأي جميع الاجابات)</b> ما هي وسيلة النقل التي تستخدمها للوصول إلى المرآكر الصحي الفرعي ؟ الرجاء الإجابة بالوسائل الرئيسية الخاصة بك. (اجابة واحدة)	سيارة على الأقدام	1
		سيارة خاصة	2
		تاكسي/سيارة مستأجرة	3
		مواصلات العامة (الباصات، السرفيس)	4
		أخرى ( )	96
		لا أعرف	98
		لا أعرف	98
408	كم تستغرق في من الوقت بالتقائف للوصول إلى المرآكر المذكور حسب الوسيلة التي تم ذكرها في سؤال رقم 407 <u>لا أعرف</u>	( )	98
		لا أعرف	98
409	<u>لا أعرف</u> كم هي الكلفة من استخدام الوسيلة السابقة؟ <b>(أذا كانت اجابة سؤال 407 : سيارة خاصة، فإن الاجابة لهذا السؤال تكون "لا أعرف" إذا كانت الاجابة سيرا على الأقدام، فإن اجابة هذا السؤال تكون "0"</b>	( )	98
		لا أعرف	98

SECTION 1: RESPONDENT'S BACKGROUND

<Age>

102 How old were you at your last birthday?

	Baseline		Endline	
	Intervention	Comparison	Intervention	Comparison
15-19	9	11	20	15
	1.8%	2.2%	2.0%	1.6%
20-24	43	51	94	59
	8.4%	10.0%	9.2%	11.0%
25-29	109	99	208	93
	21.4%	19.4%	20.4%	18.3%
30-34	98	92	190	106
	19.2%	18.1%	18.6%	20.9%
35-39	117	97	214	105
	22.9%	19.1%	21.0%	20.7%
40-44	64	94	158	76
	12.5%	18.5%	15.5%	15.0%
45-49	70	65	135	69
	13.7%	12.8%	13.2%	13.6%
Total	510	509	1019	508
	100.0%	100.0%	100.0%	100.0%
Average	34.35	34.41	34.38	34.37
sample standard deviation	7.86	8.18	8.02	7.97
			8.62	8.31

<Education of woman and her husband>

103 Have you ever attended school?

	Baseline		Endline	
	Intervention	Comparison	Intervention	Comparison
Yes	505	507	1012	529
	99.0%	99.6%	98.8%	99.1%
No	5	2	7	5
	1.0%	0.4%	0.7%	1.2%
Total	510	509	1019	534
	100.0%	100.0%	100.0%	100.0%

104 What is the highest level of school you attended?

	Baseline		Endline	
	Intervention	Comparison	Intervention	Comparison
No education	5	2	7	5
	1.0%	0.4%	0.7%	1.2%
	Old system			
Elementary	15	10	25	5
	2.9%	2.0%	2.5%	1.0%
Preparatory	24	26	50	24
	4.7%	5.1%	4.9%	4.7%
Secondary	33	49	82	20
	6.5%	9.6%	8.0%	3.9%
	New system			
Basic	99	92	191	106
	19.4%	18.1%	18.7%	20.9%
Secondary	187	182	369	185
	36.7%	35.8%	36.2%	33.3%
Intermediate diploma	61	62	123	55
	12.0%	12.2%	12.1%	10.8%
Bachelor	84	75	159	104
	16.5%	14.7%	15.6%	20.5%
Higher	2	11	13	3
	0.4%	2.2%	1.3%	0.6%
Total	510	509	1019	534
	100.0%	100.0%	100.0%	100.0%

مصدر معلومات الصحة الاجابية

1	موظف المركز الصحي الفرعي	507
2	موظف المركز صحي شامل، موظف المركز الصحي الاولي	
3	مشورة من قبل طبيب خاص	
4	موظف المنظمات غير الحكومية / المتطوعين	
5	دورة تثقيفية صحية في مجتمعك	
6	جلسات توعوية مجتمعية	
7	خطبة/ اوعظة	
8	مشورات، جزاءات، محاضرات	
9	التلفز	
10	راديو	
11	تلفزيون	
12	رسالة نصية قصيرة / اسبح	
12 A	الأقارب/ العائلة	
12 B	الأصدقاء/ الجيران	
12 C	حلال فترة الدراسة و التعلم/ دورات تدريبية	
12 D	وكالة النورث UNRWA	
12 E	المستشفى	
13	لا احد	
96	اخرى (حدد)	
98	لا اعرف	

سجني الوقت.	900
الساعة.....	
دقيقة.....	

105 What is the highest grade you completed?

	Baseline			Endline		
	Intervention	Comparison	Total	Intervention	Comparison	Total
0	5	2	7	6	5	11
	1.0%	0.4%	0.7%	1.2%	0.9%	1.1%
1	0	1	1	3	0	3
	0.0%	0.2%	0.1%	0.6%	0.0%	0.3%
2	1	0	1	1	1	2
	0.2%	0.0%	0.1%	0.2%	0.2%	0.2%
3	2	1	3	2	1	3
	0.4%	0.2%	0.3%	0.4%	0.2%	0.3%
4	2	3	5	2	3	5
	0.4%	0.6%	0.5%	0.4%	0.6%	0.5%
5	4	10	14	4	10	14
	0.8%	2.0%	1.4%	0.8%	1.9%	1.3%
6	20	14	34	14	17	31
	3.9%	2.8%	3.3%	2.8%	3.2%	3.0%
7	10	8	18	11	13	24
	2.0%	1.6%	1.8%	2.2%	2.4%	2.3%
8	24	16	40	14	15	29
	4.7%	3.1%	3.9%	2.8%	2.8%	2.8%
9	37	32	69	33	36	69
	7.3%	6.3%	6.8%	6.5%	6.7%	6.6%
10	41	50	91	55	63	118
	8.0%	9.8%	8.9%	10.8%	11.8%	11.3%
11	142	133	275	101	102	203
	27.8%	26.1%	27.0%	19.9%	19.1%	19.5%
12	77	92	169	109	113	222
	15.1%	18.1%	16.6%	21.5%	21.2%	21.3%
13	0	2	2	0	0	0
	0.0%	0.4%	0.2%	0.0%	0.0%	0.0%
14	61	58	119	47	54	101
	12.0%	11.4%	11.7%	9.3%	10.1%	9.7%
15	2	3	5	1	0	1
	0.4%	0.6%	0.5%	0.2%	0.0%	0.1%
16	77	70	147	101	94	195
	15.1%	13.8%	14.4%	19.9%	17.6%	18.7%
17	3	4	7	1	1	2
	0.6%	0.8%	0.7%	0.2%	0.2%	0.2%
18	1	5	6	2	6	8
	0.2%	1.0%	0.6%	0.4%	1.1%	0.8%
19	1	2	3	0	0	0
	0.2%	0.4%	0.3%	0.0%	0.0%	0.0%
20	0	1	1	0	0	0
	0.0%	0.2%	0.1%	0.0%	0.0%	0.0%
24	0	1	1	0	0	0
	0.0%	0.2%	0.1%	0.0%	0.0%	0.0%
No answer	0	1	1	1	0	1
	0.0%	0.2%	0.1%	0.2%	0.0%	0.1%
Total	510	509	1019	508	534	1042
	100.0%	100.0%	100.0%	100.0%	100.0%	100.0%
Average	11.47	11.68	11.57	11.68	11.60	11.64
sample standard deviation	3.07	3.03	3.05	3.23	3.16	3.19

106 Has your husband ever joined any school?

	Baseline			Endline		
	Intervention	Comparison	Total	Intervention	Comparison	Total
Yes	507	502	1009	499	523	1022
	99.4%	98.6%	99.0%	98.2%	97.9%	98.1%
No	3	7	10	9	11	20
	0.6%	1.4%	1.0%	1.8%	2.1%	1.9%
Total	510	509	1019	508	534	1042
	100.0%	100.0%	100.0%	100.0%	100.0%	100.0%

107 What is the highest level of school your husband completed?

	Baseline			Endline		
	Intervention	Comparison	Total	Intervention	Comparison	Total
No education	3	7	10	8	11	19
	0.6%	1.4%	1.0%	1.6%	2.1%	1.8%
Elementary	13	17	30	26	32	58
	2.5%	3.3%	2.9%	5.1%	6.0%	5.6%
Preparatory	60	41	101	45	52	97
	11.8%	8.1%	9.9%	8.9%	9.7%	9.3%
Secondary	52	61	113	27	38	65
	10.2%	12.0%	11.1%	5.3%	7.1%	6.2%
Basic	115	104	219	207	183	390
	22.5%	20.4%	21.5%	40.7%	34.3%	37.4%
Secondary	191	185	376	122	117	239
	37.5%	36.3%	36.9%	24.0%	21.9%	22.9%
Intermediate diploma	30	36	66	30	41	71
	5.9%	7.1%	6.5%	5.9%	7.7%	6.8%
Bachelor	37	45	82	40	51	91
	7.3%	8.8%	8.0%	7.9%	9.6%	8.7%
Higher	9	13	22	3	9	12
	1.8%	2.6%	2.2%	0.6%	1.7%	1.2%
Total	510	509	1019	508	534	1042
	100.0%	100.0%	100.0%	100.0%	100.0%	100.0%

<Husband situations>

108 Is your husband living with you now or is he staying elsewhere?

	Baseline			Endline		
	Intervention	Comparison	Total	Intervention	Comparison	Total
Living with her	504	502	1006	498	525	1023
	98.8%	98.6%	98.7%	98.0%	98.3%	98.2%
Staying elsewhere	6	7	13	10	9	19
	1.2%	1.4%	1.3%	2.0%	1.7%	1.8%
Total	510	509	1019	508	534	1042
	100.0%	100.0%	100.0%	100.0%	100.0%	100.0%

109 Does your husband have another wife (other wives) besides you?

	Baseline			Endline		
	Intervention	Comparison	Total	Intervention	Comparison	Total
Yes	14	16	30	15	15	30
	2.7%	3.1%	2.9%	3.0%	2.8%	2.9%
No	495	490	985	493	519	1012
	97.1%	96.3%	96.7%	97.0%	97.2%	97.1%
No answer	1	3	4	0	0	0
	0.2%	0.6%	0.4%	0.0%	0.0%	0.0%
Total	510	509	1019	508	534	1042
	100.0%	100.0%	100.0%	100.0%	100.0%	100.0%

110 Including yourself, in total, how many wives does your husband have?

	Baseline			Endline		
	Intervention	Comparison	Total	Intervention	Comparison	Total
2	10	12	22	13	15	28
	71.4%	75.0%	73.3%	86.7%	100.0%	93.3%
3	1	0	1	2	0	2
	7.1%	0.0%	3.3%	13.3%	0.0%	6.7%
No answer	3	4	7	0	0	0
	21.4%	25.0%	23.3%	0.0%	0.0%	0.0%
Total	14	16	30	15	15	30
	100.0%	100.0%	100.0%	100.0%	100.0%	100.0%

<Women's marital and fertility>

	Baseline			Endline		
	Intervention	Comparison	Total	Intervention	Comparison	Total
13-19	196	392	216	206	422	242
	38.4%	38.5%	38.5%	42.5%	38.6%	40.5%
20-24	237	205	442	211	239	450
	46.5%	40.3%	43.4%	41.5%	44.8%	43.2%
>=25	76	107	183	81	89	170
	14.9%	21.0%	18.0%	15.9%	16.7%	16.3%
No answer	1	1	2	0	0	0
	0.2%	0.2%	0.2%	0.0%	0.0%	0.0%
Total	510	509	1019	508	534	1042
	100.0%	100.0%	100.0%	100.0%	100.0%	100.0%
Average	21.05	21.60	21.32	21.04	21.25	21.14
sample standard deviation	4.32	4.80	4.57	4.35	4.46	4.41

112 Have you ever given birth during your life?

	Baseline			Endline		
	Intervention	Comparison	Total	Intervention	Comparison	Total
Yes	470	469	939	467	485	952
	92.2%	92.1%	92.1%	91.9%	90.8%	91.4%
No	40	40	80	41	49	90
	7.8%	7.9%	7.9%	8.1%	9.2%	8.6%
Total	510	509	1019	508	534	1042
	100.0%	100.0%	100.0%	100.0%	100.0%	100.0%

113 How old were you at the birth of your first child?

	Baseline			Endline		
	Intervention	Comparison	Total	Intervention	Comparison	Total
15-19	111	116	227	122	120	242
	23.6%	24.7%	24.2%	26.1%	24.7%	25.4%
20-24	258	224	482	237	253	490
	54.9%	47.8%	51.3%	50.7%	52.2%	51.5%
25-29	73	104	177	83	86	169
	15.5%	22.2%	18.8%	17.8%	17.7%	17.8%
30-34	23	16	39	20	17	37
	4.9%	3.4%	4.2%	4.3%	3.5%	3.9%
>=35	4	7	11	4	9	13
	0.9%	1.5%	1.2%	0.9%	1.9%	1.4%
No answer	1	2	3	1	0	1
	0.2%	0.4%	0.3%	0.2%	0.0%	0.1%
Total	470	469	939	467	485	952
	100.0%	100.0%	100.0%	100.0%	100.0%	100.0%
Average	22.20	22.52	22.36	22.17	22.34	22.26
sample standard deviation	3.87	4.15	4.01	3.93	4.13	4.03

114 How many children, whom you have given birth and who are alive?

	Baseline			Endline		
	Intervention	Comparison	Total	Intervention	Comparison	Total
0	40	40	80	42	50	92
	7.8%	7.9%	7.9%	8.3%	9.4%	8.8%
1	54	56	112	45	55	100
	10.6%	11.4%	11.0%	8.9%	10.3%	9.6%
2	86	83	169	81	89	170
	16.9%	16.3%	16.6%	15.9%	16.7%	16.3%
3	82	86	168	97	93	190
	16.1%	16.9%	16.5%	19.1%	17.4%	18.2%
4	96	102	198	101	105	206
	18.8%	20.0%	19.4%	19.9%	19.7%	19.8%
5	54	63	117	55	71	126
	10.6%	12.4%	11.5%	10.8%	13.3%	12.1%
6	51	38	89	38	42	80
	10.0%	7.5%	8.7%	7.5%	7.9%	7.7%
>=7	47	38	85	49	29	78
	9.2%	7.5%	8.3%	9.6%	5.4%	7.5%
No answer	0	1	1	0	0	0
	0.0%	0.2%	0.1%	0.0%	0.0%	0.0%
Total	510	509	1019	508	534	1042
	100.0%	100.0%	100.0%	100.0%	100.0%	100.0%
Average	3.53	3.38	3.46	3.51	3.28	3.39
sample standard deviation	2.18	2.04	2.11	2.13	1.96	2.05

in given birth

	Baseline			Endline		
	Intervention	Comparison	Total	Intervention	Comparison	Total
Average	3.83	3.67	3.75	3.81	3.61	3.71
sample standard deviation	2.01	1.85	1.93	1.93	1.75	1.84

115 Have you ever given birth to a boy and girl who was born alive but later died?

	Baseline			Endline		
	Intervention	Comparison	Total	Intervention	Comparison	Total
Yes	46	29	75	51	38	89
	9.8%	6.2%	8.0%	10.9%	7.8%	9.3%
No	418	440	858	415	447	862
	88.9%	93.8%	91.4%	88.9%	92.2%	90.5%
No answer	6	0	6	1	0	1
	1.3%	0.0%	0.6%	0.2%	0.0%	0.1%
Total	470	469	939	467	485	952
	100.0%	100.0%	100.0%	100.0%	100.0%	100.0%

<Women's working status>

116 Have you done any work in the last 12 months, even for one hour?

	Baseline			Endline		
	Intervention	Comparison	Total	Intervention	Comparison	Total
Yes	60	72	132	128	117	245
	11.8%	14.1%	13.0%	25.2%	21.9%	23.5%
No	450	437	887	380	417	797
	88.2%	85.9%	87.0%	74.8%	78.1%	76.5%
Total	510	509	1019	508	534	1042
	100.0%	100.0%	100.0%	100.0%	100.0%	100.0%

117 What is your employment status?

	Baseline			Endline		
	Intervention	Comparison	Total	Intervention	Comparison	Total
Employee	48	50	98	71	56	127
	80.0%	69.4%	74.2%	55.5%	47.9%	51.8%
Employer	0	2	2	1	4	5
	0.0%	2.8%	1.5%	0.8%	3.4%	2.0%
Self-Employed	6	9	15	7	7	14
	10.0%	12.5%	11.4%	5.5%	6.0%	5.7%
Unpaid family worker	6	8	14	47	48	95
	10.0%	11.1%	10.6%	36.7%	41.0%	38.8%
Unpaid worker	0	3	3	2	2	4
	0.0%	4.2%	2.3%	1.6%	1.7%	1.6%
Total	60	72	132	128	117	245
	100.0%	100.0%	100.0%	100.0%	100.0%	100.0%



118 What is your current occupation, that is, what kind of work do you mainly do?

	Baseline			Endline		
	Intervention	Comparison	Total	Intervention	Comparison	Total
Public administration	5.0%	1.4%	3.0%	2	4	6
Service workers, shop and market, sales	6.7%	11.1%	9.1%	7	11	18
Education	40.0%	37.5%	38.6%	39	32	71
Professional scientific and technical activities	6.7%	12.5%	9.8%	7	7	14
Manufacturing	0.0%	0.0%	0.0%	0	0	0
Agricultural	23.3%	26.4%	25.0%	33	51	109
Accommodation and food services	1.7%	1.4%	1.5%	2	8	13
Other	16.7%	9.7%	12.9%	17	7	14
Total	100.0%	100.0%	100.0%	128	117	245

SECTION 2: Household Conditions

201 What is your nationality

	Baseline			Endline		
	Intervention	Comparison	Total	Intervention	Comparison	Total
Jordanian	48.3%	49.0%	48.7%	482	507	989
Syrian	26	17	43	25	22	47
Other	0.2%	0.4%	0.3%	1	5	6
Total	100.0%	100.0%	100.0%	508	534	1042

202 Was your family registered by Ministry of Interior (at the polis office or other related offices) ?

	Baseline			Endline		
	Intervention	Comparison	Total	Intervention	Comparison	Total
Yes	22	17	39	23	19	42
No	84.6%	100.0%	90.7%	92.0%	86.4%	89.4%
No answer	2	0	2	1	1	2
Total	7.7%	0.0%	4.7%	4.0%	4.5%	4.3%
Total	26	17	43	25	22	47

203 In which year did you start to live continuously at this current place of residence?

	Baseline			Endline		
	Intervention	Comparison	Total	Intervention	Comparison	Total
<1	46	51	97	44	31	75
1-5	174	183	359	174	198	372
6-10	88	106	194	96	109	205
11-15	77	63	142	80	77	157
16-20	54	38	92	48	50	98
>=21	55	56	111	61	66	127
Don't know	14	7	21	5	3	8
No answer	2	1	3	0	0	0
Total	510	509	1019	508	534	1042
Average sample standard deviation	9.08	8.35	8.71	9.20	9.37	9.29

204 How many persons living with you in your house? (Including yourself)

	Baseline			Endline		
	Intervention	Comparison	Total	Intervention	Comparison	Total
2	36	28	64	39	42	81
3	51	58	109	42	55	97
4	74	82	156	86	87	173
5	81	100	181	99	100	199
6	108	109	217	93	115	208
7	62	63	125	66	67	133
8	47	35	82	41	36	77
9	18	20	38	21	17	38
>=10	18	11	29	14	12	26
No answer	15	3	18	7	3	10
Total	510	509	1019	508	534	1042
Average sample standard deviation	5.53	5.41	5.47	5.45	5.33	5.38

205 Does your house own the followings?

	Baseline			Endline		
	Intervention	Comparison	Total	Intervention	Comparison	Total
Yes	28	56	84	26	26	52
No	481	450	931	482	508	990
No answer	1	3	4	0	0	0
Total	510	509	1019	508	534	1042

2 TV

	Baseline			Endline		
	Intervention	Comparison	Total	Intervention	Comparison	Total
Yes	506	504	1010	498	529	1027
No	4	5	9	10	5	15
Total	510	509	1019	508	534	1042

3 Satellite

	Baseline			Endline		
	Intervention	Comparison	Total	Intervention	Comparison	Total
Yes	503	500	1003	499	526	1025
No	7	9	16	9	7	16
No answer	0	0	0	0	0	0
Total	510	509	1019	508	534	1042

4 Land telephone

	Baseline			Endline		
	Intervention	Comparison	Total	Intervention	Comparison	Total
Yes	10	8	18	7	5	12
	2.0%	1.6%	1.8%	1.4%	0.9%	1.2%
No	498	501	999	501	529	1030
	97.6%	98.4%	98.0%	98.6%	99.1%	98.8%
No answer	2	0	2	0	0	0
	0.4%	0.0%	0.2%	0.0%	0.0%	0.0%
Total	510	509	1019	508	534	1042
	100.0%	100.0%	100.0%	100.0%	100.0%	100.0%

5 Refrigerator

	Baseline			Endline		
	Intervention	Comparison	Total	Intervention	Comparison	Total
Yes	507	502	1009	499	528	1027
	99.4%	98.6%	99.0%	98.2%	98.9%	98.6%
No	3	7	10	9	6	15
	0.6%	1.4%	1.0%	1.8%	1.1%	1.4%
Total	510	509	1019	508	534	1042
	100.0%	100.0%	100.0%	100.0%	100.0%	100.0%

6 Washing machine

	Baseline			Endline		
	Intervention	Comparison	Total	Intervention	Comparison	Total
Yes	504	503	1007	495	523	1018
	98.8%	98.8%	98.8%	97.4%	97.9%	97.7%
No	6	5	11	12	11	23
	1.2%	1.0%	1.1%	2.4%	2.1%	2.2%
No answer	0	1	1	1	0	1
	0.0%	0.2%	0.1%	0.2%	0.0%	0.1%
Total	510	509	1019	508	534	1042
	100.0%	100.0%	100.0%	100.0%	100.0%	100.0%

7 Dish washer

	Baseline			Endline		
	Intervention	Comparison	Total	Intervention	Comparison	Total
Yes	6	5	11	13	13	26
	1.2%	1.0%	1.1%	2.6%	2.4%	2.5%
No	504	503	1007	495	521	1016
	98.8%	98.8%	98.8%	97.4%	97.6%	97.5%
No answer	0	1	1	0	0	0
	0.0%	0.2%	0.1%	0.0%	0.0%	0.0%
Total	510	509	1019	508	534	1042
	100.0%	100.0%	100.0%	100.0%	100.0%	100.0%

8 Solar heater

	Baseline			Endline		
	Intervention	Comparison	Total	Intervention	Comparison	Total
Yes	37	40	77	31	51	82
	7.3%	7.9%	7.6%	6.1%	9.6%	7.9%
No	473	468	941	477	483	960
	92.7%	91.9%	92.3%	93.9%	90.4%	92.1%
No answer	0	1	1	0	0	0
	0.0%	0.2%	0.1%	0.0%	0.0%	0.0%
Total	510	509	1019	508	534	1042
	100.0%	100.0%	100.0%	100.0%	100.0%	100.0%

9 Air conditioner

	Baseline			Endline		
	Intervention	Comparison	Total	Intervention	Comparison	Total
Yes	153	166	319	191	192	383
	30.0%	32.6%	31.3%	37.6%	36.0%	36.8%
No	356	342	698	317	342	659
	69.8%	67.2%	68.5%	62.4%	64.0%	63.2%
No answer	1	1	2	0	0	0
	0.2%	0.2%	0.2%	0.0%	0.0%	0.0%
Total	510	509	1019	508	534	1042
	100.0%	100.0%	100.0%	100.0%	100.0%	100.0%

10 Fan

	Baseline			Endline		
	Intervention	Comparison	Total	Intervention	Comparison	Total
Yes	499	498	997	483	504	987
	97.8%	97.8%	97.8%	95.1%	94.4%	94.7%
No	10	10	20	25	30	55
	2.0%	2.0%	2.0%	4.9%	5.6%	5.3%
No answer	1	1	2	0	0	0
	0.2%	0.2%	0.2%	0.0%	0.0%	0.0%
Total	510	509	1019	508	534	1042
	100.0%	100.0%	100.0%	100.0%	100.0%	100.0%

11 Water cooler

	Baseline			Endline		
	Intervention	Comparison	Total	Intervention	Comparison	Total
Yes	292	264	556	323	317	640
	57.3%	51.9%	54.6%	63.6%	59.4%	61.4%
No	218	245	463	185	217	402
	42.7%	48.1%	45.4%	36.4%	40.6%	38.6%
Total	510	509	1019	508	534	1042
	100.0%	100.0%	100.0%	100.0%	100.0%	100.0%

12 Microwave

	Baseline			Endline		
	Intervention	Comparison	Total	Intervention	Comparison	Total
Yes	292	272	564	277	289	566
	57.3%	53.4%	55.3%	54.5%	54.1%	54.3%
No	218	237	455	231	245	476
	42.7%	46.6%	44.7%	45.5%	45.9%	45.7%
Total	510	509	1019	508	534	1042
	100.0%	100.0%	100.0%	100.0%	100.0%	100.0%

13 Digital camera

	Baseline			Endline		
	Intervention	Comparison	Total	Intervention	Comparison	Total
Yes	27	34	61	23	19	42
	5.3%	6.7%	6.0%	4.5%	3.6%	4.0%
No	480	474	954	485	515	1000
	94.1%	93.1%	93.6%	95.5%	96.4%	96.0%
No answer	3	1	4	0	0	0
	0.6%	0.2%	0.4%	0.0%	0.0%	0.0%
Total	510	509	1019	508	534	1042
	100.0%	100.0%	100.0%	100.0%	100.0%	100.0%

14 Mobile phone

	Baseline			Endline		
	Intervention	Comparison	Total	Intervention	Comparison	Total
Yes	508	507	1015	504	531	1035
	99.6%	99.6%	99.6%	99.2%	98.4%	99.3%
No	2	2	4	4	3	7
	0.4%	0.4%	0.4%	0.8%	0.6%	0.7%
Total	510	509	1019	508	534	1042
	100.0%	100.0%	100.0%	100.0%	100.0%	100.0%

How many?

	Baseline			Endline		
	Intervention	Comparison	Total	Intervention	Comparison	Total
1	33	60	93	34	43	77
	6.5%	11.8%	9.2%	6.7%	8.1%	7.4%
2	324	312	636	340	356	696
	63.8%	61.5%	62.7%	67.5%	67.0%	67.2%
3	60	61	121	54	51	105
	11.8%	12.0%	11.9%	10.7%	9.6%	10.1%
>=4	88	69	157	73	79	152
	17.3%	13.6%	15.5%	14.5%	14.9%	14.7%
No answer	3	5	8	3	2	5
	0.6%	1.0%	0.8%	0.6%	0.4%	0.5%
Total	508	507	1015	504	531	1035
	100.0%	100.0%	100.0%	100.0%	100.0%	100.0%

15 Computer

	Baseline			Endline		
	Intervention	Comparison	Total	Intervention	Comparison	Total
Yes	175	160	335	115	148	263
	34.3%	31.4%	32.9%	22.6%	27.7%	25.2%
No	334	348	682	393	386	779
	65.5%	68.4%	66.9%	77.4%	72.3%	74.8%
No answer	1	1	2	0	0	0
	0.2%	0.2%	0.2%	0.0%	0.0%	0.0%
Total	510	509	1019	508	534	1042
	100.0%	100.0%	100.0%	100.0%	100.0%	100.0%

How many?

	Baseline			Endline		
	Intervention	Comparison	Total	Intervention	Comparison	Total
1	150	127	277	100	128	226
	85.7%	79.4%	82.7%	87.0%	85.1%	85.9%
2	22	23	45	11	20	31
	12.6%	14.4%	13.4%	9.6%	13.5%	11.8%
3	3	4	7	1	0	1
	1.7%	2.5%	2.1%	0.9%	0.0%	0.4%
>=4	0	1	1	3	2	5
	0.0%	0.6%	0.3%	2.6%	1.4%	1.9%
No answer	0	5	5	0	0	0
	0.0%	3.1%	1.5%	0.0%	0.0%	0.0%
Total	175	160	335	115	148	263
	100.0%	100.0%	100.0%	100.0%	100.0%	100.0%

16 Internet access at house

	Baseline			Endline		
	Intervention	Comparison	Total	Intervention	Comparison	Total
Yes	28	35	63	21	23	44
	5.5%	6.9%	6.2%	4.1%	4.3%	4.2%
No	478	470	948	483	510	993
	93.7%	92.3%	93.0%	95.1%	95.5%	95.3%
No answer	4	4	8	4	1	5
	0.8%	0.8%	0.8%	0.8%	0.2%	0.5%
Total	510	509	1019	508	534	1042
	100.0%	100.0%	100.0%	100.0%	100.0%	100.0%

17 Car (for personal use)

	Baseline			Endline		
	Intervention	Comparison	Total	Intervention	Comparison	Total
Yes	260	256	516	265	248	513
	51.0%	50.3%	50.6%	52.2%	46.4%	49.2%
No	248	251	499	243	285	528
	48.6%	49.3%	49.0%	47.8%	53.4%	50.7%
No answer	2	2	4	0	1	1
	0.4%	0.4%	0.4%	0.0%	0.2%	0.1%
Total	510	509	1019	508	534	1042
	100.0%	100.0%	100.0%	100.0%	100.0%	100.0%

How many?

	Baseline			Endline		
	Intervention	Comparison	Total	Intervention	Comparison	Total
1	253	239	492	254	236	490
	97.3%	93.4%	95.3%	95.8%	95.2%	95.5%
2	4	12	16	7	10	17
	1.5%	4.7%	3.1%	2.6%	4.0%	3.3%
3	1	1	2	2	0	2
	0.4%	0.4%	0.4%	0.8%	0.0%	0.4%
4	0	1	1	0	0	0
	0.0%	0.4%	0.2%	0.0%	0.0%	0.0%
No answer	2	3	5	2	2	4
	0.8%	1.2%	1.0%	0.8%	0.8%	0.8%
Total	260	256	516	265	248	513
	100.0%	100.0%	100.0%	100.0%	100.0%	100.0%

18 Credit cards (any members)

	Baseline			Endline		
	Intervention	Comparison	Total	Intervention	Comparison	Total
Yes	77	118	195	16	13	29
	15.1%	23.2%	19.1%	3.1%	2.4%	2.8%
No	433	390	823	490	521	1011
	84.9%	76.6%	80.8%	96.5%	97.6%	97.0%
No answer	0	1	1	2	0	2
	0.0%	0.2%	0.1%	0.4%	0.0%	0.2%
Total	510	509	1019	508	534	1042
	100.0%	100.0%	100.0%	100.0%	100.0%	100.0%

206 What would you estimate is your total monthly household income from all sources?

	Baseline			Endline		
	Intervention	Comparison	Total	Intervention	Comparison	Total
<200	36	46	82	35	48	83
	7.1%	9.0%	8.0%	6.9%	9.0%	8.0%
200+ <300	70	72	142	77	77	154
	13.7%	14.1%	13.9%	15.2%	14.4%	14.8%
300+ <400	190	168	358	163	171	334
	37.3%	33.0%	35.1%	32.1%	32.0%	32.1%
400+ <500	106	107	213	113	129	242
	20.8%	21.0%	20.9%	22.2%	24.2%	23.2%
>=500	85	100	185	109	96	205
	16.7%	19.6%	18.2%	21.5%	18.0%	19.7%
Don't know	23	15	38	11	12	23
	4.5%	2.9%	3.7%	2.2%	2.2%	2.2%
Don't want to answer	0	1	1	0	1	1
	0.0%	0.2%	0.1%	0.0%	0.2%	0.1%
Total	510	509	1019	508	534	1042
	100.0%	100.0%	100.0%	100.0%	100.0%	100.0%
Average	380.28	392.53	386.44	391.83	374.79	383.11
sample standard deviation	175.92	295.59	243.54	204.31	177.73	191.26

207 What would you estimate is your total monthly household expenditure?

	Baseline			Endline		
	Intervention	Comparison	Total	Intervention	Comparison	Total
<300	82	74	156	80	88	168
	16.1%	14.5%	15.3%	15.7%	16.5%	16.1%
300+ <400	128	135	263	107	118	225
	25.1%	26.5%	25.8%	21.1%	22.1%	21.6%
400+ <500	103	105	208	121	133	254
	20.2%	20.6%	20.4%	23.8%	24.9%	24.4%
500+ <600	67	75	142	82	80	162
	13.1%	14.7%	13.9%	16.1%	15.0%	15.5%
>=600	100	96	196	104	97	201
	19.6%	18.9%	19.2%	20.5%	18.2%	19.3%
Don't know	29	24	53	14	16	30
	5.7%	4.7%	5.2%	2.8%	3.0%	2.9%
Don't want to answer	1	0	1	0	2	2
	0.2%	0.0%	0.1%	0.0%	0.4%	0.2%
Total	510	509	1019	508	534	1042
	100.0%	100.0%	100.0%	100.0%	100.0%	100.0%
Average	439.62	453.05	446.37	452.45	431.33	441.66
sample standard deviation	208.26	310.52	264.59	226.23	198.65	212.74

SECTION 3: FAMILY PLANNING AND REPRODUCTIVE HEALTH

- Family Planning -

301 Are you pregnant now?

	Baseline			Endline		
	Intervention	Comparison	Total	Intervention	Comparison	Total
Yes	54	46	100	46	53	99
	10.6%	9.0%	9.8%	9.1%	9.9%	9.5%
No	454	461	915	460	473	933
	89.0%	90.6%	89.8%	90.6%	88.6%	89.5%
Unsure	2	2	4	2	8	10
	0.4%	0.4%	0.4%	0.4%	1.5%	1.0%
Total	510	509	1019	508	534	1042
	100.0%	100.0%	100.0%	100.0%	100.0%	100.0%

<For Women in Pregnancy>

302 When you got pregnant, did you want to get pregnant at that time?

	Baseline			Endline		
	Intervention	Comparison	Total	Intervention	Comparison	Total
Yes	43	34	77	35	35	70
	79.6%	73.9%	77.0%	76.1%	66.0%	70.7%
No	11	12	23	11	18	29
	20.4%	26.1%	23.0%	23.9%	34.0%	29.3%
Total	54	46	100	46	53	99
	100.0%	100.0%	100.0%	100.0%	100.0%	100.0%

303 Did you want to have a baby later on or did you not want any (more) children at that time?

	Baseline			Endline		
	Intervention	Comparison	Total	Intervention	Comparison	Total
Later	6	10	16	9	12	21
	54.5%	83.3%	69.6%	81.8%	66.7%	72.4%
No more	5	2	7	2	6	8
	45.5%	16.7%	30.4%	18.2%	33.3%	27.6%
Total	11	12	23	11	18	29
	100.0%	100.0%	100.0%	100.0%	100.0%	100.0%

<For Women in not pregnant now>

304 Do you have regular menstruation periods now?

	Baseline			Endline		
	Intervention	Comparison	Total	Intervention	Comparison	Total
No, in Postpartum amenorrhea	99	70	169	13	24	37
	21.7%	15.1%	18.4%	2.8%	5.0%	3.9%
Yes	339	361	700	402	407	809
	74.3%	78.0%	76.2%	87.0%	84.6%	85.8%
Yes, but sub-fecund/infecund	5	17	22	23	32	55
	1.1%	3.7%	2.4%	5.0%	6.7%	5.8%
No, in Menopausal/ Has had hysterectomy	13	14	27	13	14	27
	2.9%	3.0%	2.9%	2.8%	2.9%	2.9%
Never menstruated	0	0	0	0	0	0
	0.0%	0.0%	0.0%	0.0%	0.0%	0.0%
Others	0	1	1	11	4	15
	0.0%	0.2%	0.1%	2.4%	0.8%	1.6%
Total	456	463	919	462	481	943
	100.0%	100.0%	100.0%	100.0%	100.0%	100.0%

<About women in Postpartum period>

305 Have you had children within last 2 years?

	Baseline			Endline		
	Intervention	Comparison	Total	Intervention	Comparison	Total
Yes	99	70	169	13	24	37
	100.0%	100.0%	100.0%	100.0%	100.0%	100.0%
Total	99	70	169	13	24	37
	100.0%	100.0%	100.0%	100.0%	100.0%	100.0%

306 When you got pregnant with (NAME), did you want to get pregnant at that time?

	Baseline			Endline		
	Intervention	Comparison	Total	Intervention	Comparison	Total
Yes	78	48	126	10	17	27
	78.8%	68.6%	74.6%	76.9%	70.8%	73.0%
No	21	22	43	3	7	10
	21.2%	31.4%	25.4%	23.1%	29.2%	27.0%
Total	99	70	169	13	24	37
	100.0%	100.0%	100.0%	100.0%	100.0%	100.0%

307 Did you want to have a baby later on, or did you not want any (more) children?

	Baseline			Endline		
	Intervention	Comparison	Total	Intervention	Comparison	Total
Later	14	18	32	2	5	7
	66.7%	81.8%	74.4%	66.7%	71.4%	70.0%
No more	7	4	11	1	2	3
	33.3%	18.2%	25.6%	33.3%	28.6%	30.0%
Total	21	22	43	3	7	10
	100.0%	100.0%	100.0%	100.0%	100.0%	100.0%

<For All - Contraception>

308 Are you currently doing something or using any methods to delay or avoid getting pregnant?

	Baseline			Endline		
	Intervention	Comparison	Total	Intervention	Comparison	Total
Yes	310	307	617	329	321	650
	60.8%	60.3%	60.5%	64.8%	60.1%	62.4%
No	200	202	402	179	213	392
	39.2%	39.7%	39.5%	35.2%	39.9%	37.6%
Total	510	509	1019	508	534	1042
	100.0%	100.0%	100.0%	100.0%	100.0%	100.0%

Among women excluding pregnant, sub-fecund/infecund, and Menopausal/ Has had hysterectomy

	Baseline			Endline		
	Intervention	Comparison	Total	Intervention	Comparison	Total
Modern method (excludes Modern + Traditional method)	206	211	417	221	215	436
	47.0%	48.8%	47.9%	51.9%	49.4%	50.6%
Traditional method	104	96	200	108	106	214
	23.7%	22.2%	23.0%	25.4%	24.4%	24.9%
Sub-total	310	307	617	329	321	650
	70.8%	71.1%	70.9%	77.2%	73.8%	75.5%
No contraception	128	125	253	97	114	211
	29.2%	28.9%	29.1%	22.8%	26.2%	24.5%
Total	438	432	870	426	435	861
	100.0%	100.0%	100.0%	100.0%	100.0%	100.0%

Demand for family planning satisfied with modern methods (WHO indicator)

	Baseline			Endline		
	Intervention	Comparison	Total	Intervention	Comparison	Total
	53.9%	55.5%	54.7%	58.5%	53.8%	56.0%

309 What is reasons for not using methods to delay or avoid getting pregnancy? (Multiple answers)

	Baseline			Endline		
	Intervention	Comparison	Total	Intervention	Comparison	Total
1 In pregnancy	54	46	100	46	53	99
	27.0%	22.8%	24.9%	25.7%	24.9%	25.3%
2 In postpartum period	36	31	67	10	19	29
	18.0%	15.3%	16.7%	5.6%	8.9%	7.4%
3 Wants to more children	66	62	128	64	68	132
	33.0%	30.7%	31.8%	35.8%	31.9%	33.7%
4 Fear of infertility	18	14	32	15	9	24
	9.0%	6.9%	8.0%	8.4%	4.2%	6.1%
5 Not having sex/ Infrequent sex	7	3	10	8	7	15
	3.5%	1.5%	2.5%	4.5%	3.3%	3.8%
<Fertility-related reason>						
6 Menopausal/ Hysterectomy	13	14	27	14	16	30
	6.5%	6.9%	6.7%	7.8%	7.5%	7.7%
7 Sub fecund/ infecund	8	19	27	30	34	64
	4.0%	9.4%	6.7%	16.8%	16.0%	16.3%
<Opposition to use>						
8 Respondent opposed	2	5	7	3	8	11
	1.0%	2.5%	1.7%	1.7%	3.8%	2.8%
9 Husband opposed	8	10	18	5	9	14
	4.0%	5.0%	4.5%	2.8%	4.2%	3.6%
10 Others opposed	1	1	2	2	1	3
	0.5%	0.5%	0.5%	1.1%	0.5%	0.8%
11 Religious prohibition	0	1	1	0	1	1
	0.0%	0.5%	0.2%	0.0%	0.5%	0.3%

	<Side effects>				Baseline				Endline			
	Intervention n=310	Comparison n=307	Total n=617	Total n=650	Intervention n=310	Comparison n=307	Total n=617	Total n=650	Intervention n=329	Comparison n=321	Total n=650	Total n=650
12 Interferes with body processes	15	9	24	41	7.5%	4.5%	6.0%	10.5%	15	9	24	41
13 Mood changes	8	3	11	32	4.0%	1.5%	2.7%	8.2%	8	3	11	32
14 Bloat & weight gain	8	6	14	24	4.0%	3.0%	3.5%	6.1%	8	6	14	24
15 Headaches, dizzy	11	7	18	35	5.5%	3.5%	4.5%	8.9%	11	7	18	35
16 Bleeding irregularity	4	12	16	23	2.0%	5.9%	4.0%	5.9%	4	12	16	23
17 Risk of cancer	2	3	5	11	1.0%	1.5%	1.2%	2.8%	2	3	5	11
18 Dangerous to health	12	9	21	31	6.0%	4.5%	5.2%	7.9%	12	9	21	31
19 Can't use because of pre-existing health issues	3	9	12	11	1.5%	4.5%	3.0%	2.8%	3	9	12	11
20 Fear of side effects	4	4	8	22	2.0%	2.0%	2.0%	5.6%	4	4	8	22
<Use related reasons>												
21 Forget to take	0	2	2	11	0.0%	1.0%	0.5%	2.8%	0	2	2	11
22 Method failure risk	0	0	0	4	0.0%	0.0%	0.0%	1.0%	0	0	0	4
23 Difficult to use	0	0	0	1	0.0%	0.0%	0.0%	0.3%	0	0	0	1
24 Interferes with sexual experience	1	0	1	4	0.5%	0.0%	0.2%	1.0%	1	0	1	4
<Lack of knowledge>												
25 Knows no method	0	2	2	1	0.0%	1.0%	0.5%	0.3%	0	2	2	1
26 Knows no source	0	0	0	1	0.0%	0.0%	0.0%	0.3%	0	0	0	1
<Access reasons>												
27 Lack of access/ too far / inconvenient to get	0	1	1	2	0.0%	0.5%	0.2%	0.5%	0	1	1	2
28 Too much time to obtain	0	0	0	1	0.0%	0.0%	0.0%	0.3%	0	0	0	1
29 Cost too much to use	0	0	0	3	0.0%	0.0%	0.0%	0.8%	0	0	0	3
<Provider/facility reasons>												
30 Lack of female providers	0	0	0	2	0.0%	0.0%	0.0%	0.5%	0	0	0	2
31 Lack of privacy	0	0	0	1	0.0%	0.0%	0.0%	0.3%	0	0	0	1
32 Provider offers limited methods	0	0	0	0	0.0%	0.0%	0.0%	0.0%	0	0	0	0
33 Provider did not give method requested	0	0	0	3	0.0%	0.0%	0.0%	0.8%	0	0	0	3
34 Requested methods not available	0	1	1	2	0.0%	0.5%	0.2%	0.5%	0	1	1	2
35 Inadequate counseling	0	0	0	1	0.0%	0.0%	0.0%	0.3%	0	0	0	1
36 Negative experience with FP provider	0	0	0	2	0.0%	0.0%	0.0%	0.5%	0	0	0	2
96 Other (Specify)	5	6	11	29	2.5%	3.0%	2.7%	7.4%	5	6	11	29
98 Don't know	0	0	0	2	0.0%	0.0%	0.0%	0.5%	0	0	0	2

	Baseline				Endline			
	Intervention n=310	Comparison n=307	Total n=617	Total n=650	Intervention n=329	Comparison n=321	Total n=650	Total n=650
<Modern Methods>								
1 IUD	122	125	247	247	124	123	247	247
2 Injectables	39.4%	40.7%	40.0%	40.0%	37.7%	38.3%	38.0%	38.0%
3 Implants	1.9%	1.3%	1.6%	1.6%	1.8%	2.5%	2.2%	2.2%
4 Pills	1.3%	0.0%	0.6%	0.6%	0.6%	0.0%	0.3%	0.3%
5 Male Condom	40	47	87	87	45	48	93	93
6 Female Condom	18	29	47	47	28	26	54	54
7 Diaphragm	0.0%	0.0%	0.0%	0.0%	0.0%	0.0%	0.0%	0.0%
8 Foam/Jelly	0.0%	0.0%	0.0%	0.0%	0.0%	0.0%	0.0%	0.0%
9 Local/amenorrhea Method (LAM)	1	0	1	1	4	5	9	9
10 Female Sterilization	14	8	22	22	15	5	20	20
11 Male Sterilization	0	0	0	0	0	1	1	1
12 Other modern method	1	0	1	1	0	0	0	0
<Traditional Methods>								
13 Rhythm Method (Calendar/ period)	6	3	9	9	5	3	8	8
14 Withdrawal	96	91	187	187	101	107	208	208
15 Breastfeeding (Traditional)	3	3	6	6	9	4	13	13
16 Other traditional Method	0	0	0	0	0	0	0	0

311 Where did you obtain (CURRENT METHOD) the currently using modern methods? (Multiple answers)

	Baseline				Endline			
	Intervention n=310	Comparison n=307	Total n=617	Total n=650	Intervention n=329	Comparison n=321	Total n=650	Total n=650
<Public>								
1 Gov. hospital	9	8	17	17	16	6	22	22
2 University hospital	0	1	1	1	0	0	0	0
3 Comprehensive health center (CHC) / primary health center (PHC)	83	109	192	192	69	97	166	166
4 Village health center	26.8%	35.5%	31.1%	31.1%	21.0%	30.2%	25.5%	25.5%
5 Royal medical services	0.6%	0.7%	0.6%	0.6%	11.6%	3.4%	7.5%	7.5%
6 Other public (Specify)	1.3%	1.3%	1.3%	1.3%	0.0%	0.6%	0.3%	0.3%
<Private>								
7 Private Hospital	4	1	5	5	2	1	3	3
8 Private clinic	48	22	70	70	34	31	65	65
9 JAFPP	26	41	67	67	33	37	70	70
10 UNRWA clinic	8.4%	13.4%	10.9%	10.9%	10.0%	11.5%	10.8%	10.8%
11 Other non-governmental organization	2.3%	2.3%	2.3%	2.3%	2.7%	2.8%	2.8%	2.8%
12 Pharmacy	0.0%	0.0%	0.0%	0.0%	0.0%	0.0%	0.0%	0.0%
13 Other Private (Specify)	20	18	38	38	19	19	38	38
	6.5%	5.9%	6.2%	6.2%	5.8%	5.9%	5.8%	5.8%
	1	0	1	1	4	4	8	8
	0.3%	0.0%	0.2%	0.2%	1.2%	1.2%	1.2%	1.2%

315 What number of children (son / daughter) do you think suitable for your family?

	Baseline			Endline		
	Intervention n=329	Comparison n=650	Total	Intervention n=321	Comparison n=650	Total
1-2	47 9.2%	48 9.4%	95 9.3%	44 8.7%	66 12.4%	110 10.6%
3	80 15.7%	64 12.6%	144 14.1%	96 18.9%	85 15.9%	181 17.4%
4	222 43.5%	226 44.4%	448 44.0%	208 40.9%	220 41.2%	428 41.1%
5	75 14.7%	82 16.1%	157 15.4%	84 16.5%	93 17.4%	177 17.0%
6	57 11.2%	53 10.4%	110 10.8%	40 7.9%	49 9.2%	89 8.5%
>=7	27 5.3%	31 6.1%	58 5.7%	27 5.3%	13 2.4%	40 3.8%
Others	0 0.0%	2 0.4%	2 0.2%	1 0.2%	0 0.0%	1 0.1%
Don't Know	1 0.2%	3 0.6%	4 0.4%	8 1.6%	8 1.5%	16 1.5%
No answer	1 0.2%	0 0.0%	1 0.1%	0 0.0%	0 0.0%	0 0.0%
Total	510 100.0%	509 100.0%	1019 100.0%	508 100.0%	534 100.0%	1042 100.0%
Average	4.22	4.27	4.25	4.16	4.02	4.09
sample standard deviation	1.42	1.43	1.42	1.37	1.24	1.31

316 Does your husband want the same number of children that you want?

	Baseline			Endline		
	Intervention n=329	Comparison n=650	Total	Intervention n=321	Comparison n=650	Total
Same number	376 73.7%	325 63.9%	701 68.8%	320 63.0%	333 62.4%	653 62.7%
More children	98 19.2%	131 25.7%	229 22.5%	126 24.8%	128 24.0%	254 24.4%
Fewer children	25 4.9%	36 7.1%	61 6.0%	33 6.5%	39 7.3%	72 6.9%
Don't Know	10 2.0%	17 3.3%	27 2.6%	29 5.7%	34 6.4%	63 6.0%
No answer	1 0.2%	0 0.0%	1 0.1%	0 0.0%	0 0.0%	0 0.0%
Total	510 100.0%	509 100.0%	1019 100.0%	508 100.0%	534 100.0%	1042 100.0%

317 Do you want to have a baby in the future?

	Baseline			Endline		
	Intervention n=329	Comparison n=650	Total	Intervention n=321	Comparison n=650	Total
Yes	239 46.9%	246 48.3%	485 47.6%	237 46.7%	249 46.6%	486 46.6%
No	267 52.4%	255 50.1%	522 51.2%	260 51.2%	272 50.9%	532 51.1%
Don't Know	4 0.8%	8 1.6%	12 1.2%	11 2.2%	13 2.4%	24 2.3%
Total	510 100.0%	509 100.0%	1019 100.0%	508 100.0%	534 100.0%	1042 100.0%

<For future>

312 Who advised you to use this method? (Multiple answers)

	Baseline			Endline		
	Intervention n=310	Comparison n=617	Total	Intervention n=321	Comparison n=650	Total
1 No one (by Myself)	134 43.2%	266 43.1%	400 42.5%	146 44.4%	130 40.5%	276 42.5%
2 Doctor	37 11.9%	29 10.7%	66 10.7%	17 5.2%	15 4.7%	32 4.9%
3 Nurse	14 4.5%	20 6.5%	34 5.5%	7 2.1%	14 4.4%	21 3.2%
4 Midwife	8 2.6%	9 2.8%	17 2.8%	12 3.6%	12 3.7%	24 3.7%
5 Husband	16 5.2%	12 3.9%	28 4.5%	21 6.4%	20 6.2%	41 6.3%
6 Mother/Mother in law	4 1.3%	10 3.3%	14 2.3%	7 2.1%	7 3.7%	14 2.9%
7 Other relative	17 5.5%	11 3.6%	28 4.5%	9 2.7%	13 4.0%	22 3.4%
8 Friends	15 4.8%	5 1.6%	20 3.2%	3 0.9%	3 0.9%	6 0.9%
9 Neighbors	8 2.6%	6 2.0%	14 2.3%	6 1.8%	4 1.2%	10 1.5%
10 Community outreach workers	14 4.5%	9 2.9%	23 3.7%	7 2.1%	10 3.1%	17 2.6%
11 Social workers	2 0.6%	0 0.0%	2 0.3%	0 0.0%	0 0.0%	0 0.0%
96 Other	2 0.6%	1 0.3%	3 0.5%	6 1.8%	2 0.6%	8 1.2%

313 Would you say that using contraception is mainly your decision?

	Baseline			Endline		
	Intervention n=310	Comparison n=617	Total	Intervention n=321	Comparison n=650	Total
Mainly myself	34 6.7%	39 7.7%	73 11.4%	58 11.4%	68 12.7%	126 12.1%
Mainly husband/partner	8 1.6%	5 1.3%	13 1.3%	6 1.2%	10 1.9%	16 1.5%
Joint decision	435 85.3%	447 87.8%	882 86.6%	443 87.2%	453 84.8%	896 86.0%
Other	33 6.5%	18 3.5%	51 5.0%	1 0.2%	3 0.6%	4 0.4%
Total	510 100.0%	509 100.0%	1019 100.0%	508 100.0%	534 100.0%	1042 100.0%

314 Does your husband agree with using contraception?

	Baseline			Endline		
	Intervention n=310	Comparison n=617	Total	Intervention n=321	Comparison n=650	Total
Yes	441 86.5%	451 88.5%	892 87.5%	470 92.5%	478 89.5%	948 91.0%
No	49 9.6%	36 7.1%	85 8.3%	19 3.7%	23 4.3%	42 4.0%
Don't Know	20 3.9%	22 4.3%	42 4.1%	19 3.7%	33 6.2%	52 5.0%
Total	510 100.0%	509 100.0%	1019 100.0%	508 100.0%	534 100.0%	1042 100.0%

318 When do you want to have your next baby?

	Baseline			Endline		
	Intervention	Comparison	Total	Intervention	Comparison	Total
Within the next 12 months	76 31.8%	97 39.4%	173 35.7%	85 35.9%	68 27.3%	153 31.5%
Within 1-2 years	47 19.7%	39 15.9%	86 17.7%	28 11.8%	30 12.0%	58 11.9%
After 2 years and more	23 9.6%	22 8.9%	45 9.3%	27 11.4%	30 12.0%	57 11.7%
After 3 years and more	48 20.1%	52 21.1%	100 20.6%	42 17.7%	59 23.7%	101 20.8%
When God wants	44 18.4%	36 14.6%	80 16.5%	53 22.4%	62 24.9%	115 23.7%
Don't Know	1 0.4%	0 0.0%	1 0.2%	2 0.8%	0 0.0%	2 0.4%
Total	239 100.0%	246 100.0%	485 100.0%	237 100.0%	249 100.0%	486 100.0%

319 Do you think that you will use a modern FP method to delay or avoid pregnancy in the future?

	Baseline			Endline		
	Intervention	Comparison	Total	Intervention	Comparison	Total
Yes	339 66.5%	357 70.1%	696 68.3%	330 65.0%	330 61.8%	660 63.3%
No	151 29.6%	136 26.7%	287 28.2%	153 30.1%	163 30.5%	316 30.3%
Don't Know	20 3.9%	16 3.1%	36 3.5%	25 4.9%	41 7.7%	66 6.3%
Total	510 100.0%	509 100.0%	1019 100.0%	508 100.0%	534 100.0%	1042 100.0%

320 Which method is most likely to be selected by you in the future?

	Baseline			Endline		
	Intervention	Comparison	Total	Intervention	Comparison	Total
<Modern Methods>	n=339	n=357	n=696	n=330	n=330	n=660
1 IUD	218 64.3%	229 64.1%	447 64.2%	196 59.4%	209 63.3%	405 61.4%
2 Injectables	6 1.8%	7 2.0%	13 1.9%	12 3.6%	10 3.0%	22 3.3%
3 Implants	5 1.5%	9 2.5%	14 2.0%	6 1.8%	6 1.8%	12 1.8%
4 Pills	60 17.7%	56 15.7%	116 16.7%	69 20.9%	65 19.7%	134 20.3%
5 Male Condom	22 6.5%	30 8.4%	52 7.5%	30 9.1%	23 7.0%	53 8.0%
6 Female Condom	0 0.0%	0 0.0%	0 0.0%	0 0.0%	0 0.0%	0 0.0%
7 Diaphragm	1 0.3%	1 0.3%	2 0.3%	0 0.0%	0 0.0%	0 0.0%
8 Foam/Jelly	1 0.3%	0 0.0%	1 0.1%	0 0.0%	2 0.6%	2 0.3%
9 Local anal Amenorrhea Method (LAM)	0 0.0%	1 0.3%	1 0.1%	0 0.0%	0 0.0%	0 0.0%
10 Female Sterilization	11 3.2%	7 2.0%	18 2.6%	14 4.2%	8 2.4%	22 3.3%
11 Male Sterilization	0 0.0%	0 0.0%	0 0.0%	0 0.0%	0 0.0%	0 0.0%
12 Other modern method	0 0.0%	0 0.0%	0 0.0%	0 0.0%	0 0.0%	0 0.0%
Don't Know	4 1.2%	6 1.7%	10 1.4%	18 5.5%	21 6.4%	39 5.9%

<Knowledge of FP>

321 From one menstrual period to the next, are there certain days when a woman is more likely to become p

	Baseline			Endline		
	Intervention	Comparison	Total	Intervention	Comparison	Total
Yes	389 76.3%	397 78.0%	786 77.1%	459 90.4%	442 82.8%	901 86.5%
No	66 12.9%	78 15.3%	144 14.1%	16 3.1%	42 7.9%	58 5.6%
Don't Know	55 10.8%	34 6.7%	89 8.7%	33 6.5%	50 9.4%	83 8.0%
Total	510 100.0%	509 100.0%	1019 100.0%	508 100.0%	534 100.0%	1042 100.0%

322 If yes, when is this time?

	Baseline			Endline		
	Intervention	Comparison	Total	Intervention	Comparison	Total
Just before her period begins	6 1.5%	8 2.0%	14 1.8%	7 1.5%	4 0.9%	11 1.2%
During her period	0 0.0%	0 0.0%	0 0.0%	2 0.4%	1 0.2%	3 0.3%
Right after her period has ended	106 27.2%	123 31.0%	229 29.1%	131 28.5%	141 31.9%	272 30.2%
Halfway between two periods	273 70.2%	266 67.0%	539 68.6%	283 61.7%	260 58.8%	543 60.3%
Other	2 0.5%	0 0.0%	2 0.3%	36 7.8%	36 8.1%	72 8.0%
No answer	2 0.5%	0 0.0%	2 0.3%	0 0.0%	0 0.0%	0 0.0%
Total	389 100.0%	397 100.0%	786 100.0%	459 100.0%	442 100.0%	901 100.0%

323 Do you think that modern methods are more effective or not than traditional methods for preventing preg

	Baseline			Endline		
	Intervention	Comparison	Total	Intervention	Comparison	Total
Modern methods are less effective	41 8.0%	47 9.2%	88 8.6%	44 8.7%	42 7.9%	86 8.3%
Modern methods are equally effective	37 7.3%	43 8.4%	80 7.9%	40 7.9%	62 11.6%	102 9.8%
Modern methods are more effective	375 73.5%	366 71.9%	741 72.7%	370 72.8%	362 67.8%	732 70.2%
Don't know	54 10.6%	52 10.2%	106 10.4%	54 10.6%	66 12.4%	120 11.5%
No answer	3 0.6%	1 0.2%	4 0.4%	0 0.0%	2 0.4%	2 0.2%
Total	510 100.0%	509 100.0%	1019 100.0%	508 100.0%	534 100.0%	1042 100.0%

324 What are the personal, family or social reasons that prevent women from using a modern method of FP?

	Baseline			Endline		
	Intervention	Comparison	Total	Intervention	Comparison	Total
1 Fear of health problem	436 85.5%	425 83.5%	861 84.5%	339 66.7%	392 73.4%	731 70.2%
2 Want to more children to fulfill maternal role	96 18.8%	99 19.4%	195 19.1%	154 30.3%	157 29.4%	311 29.8%
3 Perception of self as fertile and desirable	3 0.6%	13 2.6%	16 1.6%	18 3.5%	12 2.2%	30 2.9%
4 Fear of being abandoned by the husband	5 1.0%	8 1.6%	13 1.3%	22 4.3%	25 4.7%	47 4.5%
5 Husband may take another wife	26 5.1%	20 3.9%	46 4.5%	28 5.5%	34 6.4%	62 6.0%
6 Other	14 2.7%	23 4.5%	37 3.6%	48 9.4%	52 9.7%	100 9.6%
98 Don't know	30 5.9%	33 6.5%	63 6.2%	67 13.2%	55 10.3%	122 11.7%

- Antenatal and Postnatal Care -  
SHOULD BE FILLED ONLY FOR WOMEN WHO GAVE BIRTH IN THE LAST 12 MONTHS.

350 Have you had live births in the last 12 months before now?

	Baseline			Endline		
	Intervention	Comparison	Total	Intervention	Comparison	Total
Yes	109	106	215	92	94	186
	21.4%	20.8%	21.1%	18.1%	17.6%	17.9%
No	401	403	804	416	440	856
	78.6%	79.2%	78.9%	81.9%	82.4%	82.1%
Total	510	509	1019	508	534	1042
	100.0%	100.0%	100.0%	100.0%	100.0%	100.0%

351 During the pregnancy in the last 12 months, did you see anyone for antenatal care?

	Baseline			Endline		
	Intervention	Comparison	Total	Intervention	Comparison	Total
Yes	108	105	213	90	93	183
	99.1%	99.1%	99.1%	97.8%	98.9%	98.4%
No	1	1	2	2	1	3
	0.9%	0.9%	0.9%	2.2%	1.1%	1.6%
Total	109	106	215	92	94	186
	100.0%	100.0%	100.0%	100.0%	100.0%	100.0%

352 If yes: Where did you go to receive antenatal care mainly? (Circle one)

	Baseline			Endline		
	Intervention	Comparison	Total	Intervention	Comparison	Total
<Public>						
1 Go. Hospital	22	27	49	16	12	28
	20.4%	25.7%	23.0%	17.8%	12.9%	15.3%
2 University hospital	1	0	1	1	2	3
	0.9%	0.0%	0.5%	1.1%	2.2%	1.6%
3 Comprehensive health center (CHC) (primary health center (PHC))	8	11	19	9	11	20
	7.4%	10.5%	8.9%	10.0%	11.8%	10.9%
4 Village health center	0	0	0	1	0	1
	0.0%	0.0%	0.0%	1.1%	0.0%	0.5%
5 Royal medical services	0	0	0	1	0	1
	0.0%	0.0%	0.0%	1.1%	0.0%	0.5%
6 Other public	9	6	15	5	3	8
	8.3%	5.7%	7.0%	5.6%	3.2%	4.4%
<Private>						
7 Private Hospital	0	2	2	4	2	6
	0.0%	1.9%	0.9%	4.4%	2.2%	3.3%
8 Private Clinic	5	7	12	6	3	9
	4.6%	6.7%	5.6%	6.7%	3.2%	4.9%
9 JIAFPP	60	47	107	40	57	97
	55.6%	44.8%	50.2%	44.4%	61.3%	53.0%
96 Other private	0	2	2	1	0	1
	0.0%	1.9%	0.9%	1.1%	0.0%	0.5%
No answer	2	2	4	7	3	10
	1.9%	1.9%	1.9%	7.8%	3.2%	5.5%
Total	1	1	2	0	0	0
	0.9%	1.0%	0.9%	0.0%	0.0%	0.0%

353 How many months pregnant were you when you first received antenatal care for this pregnancy?

	Baseline			Endline		
	Intervention	Comparison	Total	Intervention	Comparison	Total
1	43	51	94	45	52	97
	39.8%	48.6%	44.1%	50.0%	55.9%	53.0%
2	32	30	62	23	22	45
	29.6%	28.6%	29.1%	25.6%	23.7%	24.6%
3	17	19	36	16	11	27
	15.7%	18.1%	16.9%	17.8%	11.8%	14.8%
4	11	3	14	3	6	9
	10.2%	2.9%	6.6%	3.3%	6.5%	4.9%
>=5	5	2	7	3	2	5
	4.6%	1.9%	3.3%	3.3%	2.2%	2.7%
Total	108	105	213	90	93	183
	100.0%	100.0%	100.0%	100.0%	100.0%	100.0%
Average	2.17	1.86	2.01	1.88	1.75	1.81
sample standard deviation	1.40	1.18	1.30	1.17	1.04	1.10

354 How many times did you receive antenatal care during this pregnancy?

	Baseline			Endline		
	Intervention	Comparison	Total	Intervention	Comparison	Total
<=4	14	11	25	9	9	18
	13.0%	10.5%	11.7%	10.0%	9.7%	9.8%
5	12	10	22	7	4	11
	11.1%	9.5%	10.3%	7.8%	4.3%	6.0%
6	5	8	13	8	5	13
	4.6%	7.6%	6.1%	8.9%	5.4%	7.1%
7	13	17	30	5	4	9
	12.0%	16.2%	14.1%	5.6%	4.3%	4.9%
8	11	9	20	3	10	13
	10.2%	8.6%	9.4%	3.3%	10.8%	7.1%
9	31	34	65	39	25	64
	28.7%	32.4%	30.5%	43.3%	26.9%	35.0%
>=10	21	15	36	19	36	55
	19.4%	14.3%	16.9%	21.1%	38.7%	30.1%
Don't know	1	1	2	0	0	0
	0.9%	1.0%	0.9%	0.0%	0.0%	0.0%
Total	108	105	213	90	93	183
	100.0%	100.0%	100.0%	100.0%	100.0%	100.0%
Average	8.00	7.69	7.85	8.70	9.18	8.95
sample standard deviation	3.31	2.43	2.90	3.58	3.40	3.49

355 About delivery in the last 12 months, where did you give birth ?

	Baseline			Endline		
	Intervention	Comparison	Total	Intervention	Comparison	Total
1 Your home / Other home	0	0	0	0	0	0
	0.0%	0.0%	0.0%	0.0%	0.0%	0.0%
<Public>						
2 Gov. hospital	68	65	133	56	49	105
	62.4%	61.3%	61.9%	60.9%	52.1%	56.5%
3 University hospital	2	1	3	0	3	3
	1.8%	0.9%	1.4%	0.0%	3.2%	1.6%
4 Royal medical services	25	20	45	12	19	31
	22.9%	18.9%	20.9%	13.0%	20.2%	16.7%
5 Others public	0	0	0	5	7	12
	0.0%	0.0%	0.0%	5.4%	7.4%	6.5%
<Private>						
6 Private hospital	14	20	34	18	16	34
	12.8%	18.9%	15.8%	19.6%	17.0%	18.3%
7 NGO hospital	0	0	0	1	0	1
	0.0%	0.0%	0.0%	1.1%	0.0%	0.5%
8 NGO clinic	0	0	0	0	0	0
	0.0%	0.0%	0.0%	0.0%	0.0%	0.0%
9 Others private	0	0	0	0	0	0
	0.0%	0.0%	0.0%	0.0%	0.0%	0.0%
Total	109	106	215	92	94	186
	100.0%	100.0%	100.0%	100.0%	100.0%	100.0%

356 During the 6 weeks after birth, did you see anyone for postnatal care?

	Baseline			Endline		
	Intervention	Comparison	Total	Intervention	Comparison	Total
Yes	35	41	76	42	52	94
	32.1%	38.7%	35.3%	45.7%	55.3%	50.5%
No	74	65	139	49	42	91
	67.9%	61.3%	64.7%	53.3%	44.7%	48.9%
Don't know	0	0	0	1	0	1
	0.0%	0.0%	0.0%	1.1%	0.0%	0.5%
Total	109	106	215	92	94	186
	100.0%	100.0%	100.0%	100.0%	100.0%	100.0%



357 How long after delivery did the first check take place?

	Baseline			Endline		
	Intervention	Comparison	Total	Intervention	Comparison	Total
<=1 day	2	1	3	19	27	46
	5.7%	2.4%	3.9%	45.2%	51.9%	48.9%
<=7 days	7	12	19	15	14	29
	20.0%	29.3%	25.0%	35.7%	26.9%	30.9%
8+ <=14 days	12	10	22	2	5	7
	34.3%	24.4%	28.9%	4.8%	9.6%	7.4%
>=15 days	14	18	32	6	5	11
	40.0%	43.9%	42.1%	14.3%	9.6%	11.7%
No answer	0	0	0	0	1	1
	0.0%	0.0%	0.0%	0.0%	1.9%	1.1%
Total	35	41	76	42	52	94
	100.0%	100.0%	100.0%	100.0%	100.0%	100.0%

358 During this check-ups, did you receive information or counseling about family planning?

	Baseline			Endline		
	Intervention	Comparison	Total	Intervention	Comparison	Total
Yes	23	24	47	22	26	48
	65.7%	58.5%	61.8%	52.4%	50.0%	51.1%
No	12	17	29	20	25	45
	34.3%	41.5%	38.2%	47.6%	48.1%	47.9%
Don't know	0	0	0	0	1	1
	0.0%	0.0%	0.0%	0.0%	1.9%	1.1%
Total	35	41	76	42	52	94
	100.0%	100.0%	100.0%	100.0%	100.0%	100.0%

SECTION 4: Use of Village Health Center

401 Who usually makes the decisions about your visits related to RH care and FP services?

	Baseline			Endline		
	Intervention	Comparison	Total	Intervention	Comparison	Total
Respondent	211	198	409	219	222	441
	41.4%	38.9%	40.1%	43.1%	41.6%	42.3%
Husband	34	37	71	32	31	63
	6.7%	7.3%	7.0%	6.3%	5.8%	6.0%
Respondent and husband jointly	259	272	531	256	279	535
	50.8%	53.4%	52.1%	50.4%	52.2%	51.3%
Senior male family member	0	0	0	1	0	1
	0.0%	0.0%	0.0%	0.2%	0.0%	0.1%
Senior female family member	0	0	0	0	0	0
	0.0%	0.0%	0.0%	0.0%	0.0%	0.0%
Other	4	2	6	0	1	1
	0.8%	0.4%	0.6%	0.0%	0.2%	0.1%
No answer	2	0	2	0	1	1
	0.4%	0.0%	0.2%	0.0%	0.2%	0.1%
Total	510	509	1019	508	534	1042
	100.0%	100.0%	100.0%	100.0%	100.0%	100.0%

401A Do you know comprehensive health center (CHC) / Primary health center (PHC) nearby?

	Baseline			Endline		
	Intervention	Comparison	Total	Intervention	Comparison	Total
Yes	483	501	984	483	501	984
	95.1%	93.8%	94.4%	95.1%	93.8%	94.4%
No	25	33	58	25	33	58
	4.9%	6.2%	5.6%	4.9%	6.2%	5.6%
Total	508	534	1042	508	534	1042
	100.0%	100.0%	100.0%	100.0%	100.0%	100.0%

401B Have you used (NAME of CHC/PHC) in the last 1 year?

	Baseline			Endline		
	Intervention	Comparison	Total	Intervention	Comparison	Total
Yes	290	272	562	290	272	562
	57.1%	50.9%	53.9%	57.1%	50.9%	53.9%
No	193	229	422	193	229	422
	38.0%	42.9%	40.5%	38.0%	42.9%	40.5%
Don't know CHC/PHC	25	33	58	25	33	58
	4.9%	6.2%	5.6%	4.9%	6.2%	5.6%
Total	508	534	1042	508	534	1042
	100.0%	100.0%	100.0%	100.0%	100.0%	100.0%

402 Do you know (NAME of VHC) nearest to the respondent) ?

	Baseline			Endline		
	Intervention	Comparison	Total	Intervention	Comparison	Total
Yes	493	478	971	498	520	1018
	96.7%	93.9%	95.3%	98.0%	97.4%	97.7%
No	17	31	48	10	14	24
	3.3%	6.1%	4.7%	2.0%	2.6%	2.3%
Total	510	509	1019	508	534	1042
	100.0%	100.0%	100.0%	100.0%	100.0%	100.0%

404 Have you used (NAME of VHC) in the last 1 year?

	Baseline			Endline		
	Intervention	Comparison	Total	Intervention	Comparison	Total
Yes	391	366	757	386	361	747
	76.7%	71.9%	74.3%	76.0%	67.6%	71.7%
No	102	112	214	112	159	271
	20.0%	22.0%	21.0%	22.0%	29.8%	26.0%
Don't know VHC	17	31	48	10	14	24
	3.3%	6.1%	4.7%	2.0%	2.6%	2.3%
Total	510	509	1019	508	534	1042
	100.0%	100.0%	100.0%	100.0%	100.0%	100.0%

405 Why do not you use the VHC? (Multiple answer)

	Baseline			Endline		
	Intervention	Comparison	Total	Intervention	Comparison	Total
1 I don't know what kinds of services they are	0	4	4	4	2	6
	0.0%	3.6%	1.9%	3.6%	1.3%	2.2%
2 There are no services I need	32	38	70	23	48	71
	31.4%	33.9%	32.7%	20.5%	30.2%	26.2%
3 There is no medical doctor	11	13	24	24	52	76
	10.8%	11.6%	11.2%	21.4%	32.7%	28.0%
4 Attitude of staff at the VHC is not good	2	4	6	4	5	9
	2.0%	3.6%	2.8%	3.6%	3.1%	3.3%
5 Far from home	4	1	5	7	1	8
	3.9%	0.9%	2.3%	6.3%	0.6%	3.0%
6 Services are limited	36	39	75	22	36	58
	35.3%	34.8%	35.0%	19.6%	22.6%	21.4%
7 Drugs are limited	22	20	42	16	39	55
	21.6%	17.9%	19.6%	14.3%	24.5%	20.3%
8 I am using Comprehensive Center	25	28	53	25	28	53
	24.5%	25.0%	24.8%	22.3%	17.6%	19.6%
9 I am using Primary Health Center nearby	7	4	11	21	12	33
	6.9%	3.6%	5.1%	18.8%	7.5%	12.2%
10 I am using a Hospital	4	0	4	0	5	5
	3.9%	0.0%	1.9%	0.0%	3.1%	1.8%
11 I am using a NGO's Health facility	15	14	29	15	23	38
	14.7%	12.5%	13.6%	13.4%	14.5%	14.0%
12 I am using a private hospital/clinic	14	25	39	19	29	48
	13.7%	22.3%	18.2%	17.0%	18.2%	17.7%
96 Others	17	20	37	24	26	50
	16.7%	17.9%	17.3%	21.4%	16.4%	18.5%
98 Don't know	1	1	2	0	2	2
	1.0%	0.9%	0.9%	0.0%	1.3%	0.7%

406 Have you ever used the following services in the HC?

	Baseline			Endline		
	Intervention n=391	Comparison n=366	Total n=757	Intervention n=386	Comparison n=361	Total n=747
1 Vaccination for children	144 36.8%	140 38.3%	284 37.5%	123 31.9%	152 42.1%	275 36.8%
2 FP counseling	1 0.3%	4 1.1%	5 0.7%	8 2.1%	16 4.4%	24 3.2%
3 FP methods	5 1.3%	4 1.1%	9 1.2%	9 2.3%	11 3.0%	20 2.7%
4 ANC	3 0.8%	9 2.5%	12 1.6%	11 2.8%	4 1.1%	15 2.0%
5 PNC	3 0.8%	0 0.0%	3 0.4%	7 1.8%	5 1.4%	12 1.6%
6 Women's disease,	17 4.3%	15 4.1%	32 4.2%	30 7.8%	27 7.5%	57 7.6%
7 General medical examination	327 83.6%	289 79.0%	616 81.4%	312 80.8%	277 76.7%	589 78.8%
8 Counseling	7 1.8%	19 5.2%	26 3.4%	32 8.3%	25 6.9%	57 7.6%
9 Health education session	0 0.0%	0 0.0%	0 0.0%	15 3.9%	0 0.0%	15 2.0%
96 Others	31 7.9%	22 6.0%	53 7.0%	38 9.8%	24 6.6%	62 8.3%

406A Do you think services in VHC have been improved during the last year?

	Endline		
	Intervention n=386	Comparison n=361	Total n=747
Yes	185 47.9%	72 19.9%	257 34.4%
No	173 44.8%	259 71.7%	432 57.8%
Don't know	28 7.3%	30 8.3%	58 7.8%
Total	386 100.0%	361 100.0%	747 100.0%

	Endline		
	Intervention n=386	Comparison n=361	Total n=747
Yes	185 36.4%	72 13.5%	257 24.7%
No	173 34.1%	259 48.5%	432 41.5%
Don't know	28 5.5%	30 5.6%	58 5.6%
Haven't used VHC	112 22.0%	159 29.8%	271 26.0%
Don't Know VHC	10 2.0%	14 2.6%	24 2.3%
Total	508 100.0%	534 100.0%	1042 100.0%

406B In which aspect do you think its service improved?

	Baseline			Endline		
	Intervention n=185	Comparison n=172	Total n=357	Intervention n=153	Comparison n=146	Total n=299
1 Increased Variety of services	82.7%	63.9%	77.4%	82.7%	63.9%	77.4%
2 Improved equipment, furniture, or atmosphere	35.1%	33.3%	34.6%	35.1%	33.3%	34.6%
3 More IEC materials (flip chart, poster, brushers,	34.6%	18.1%	30.0%	34.6%	18.1%	30.0%
4 Midwife was newly assigned or coming more	30.3%	20.8%	27.6%	30.3%	20.8%	27.6%
5 Better attitude of a midwife or a nurse	51.4%	40.3%	48.2%	51.4%	40.3%	48.2%
6 Better counseling	26.5%	30.6%	27.6%	26.5%	30.6%	27.6%
7 Providing health education session	17.8%	2.8%	13.6%	17.8%	2.8%	13.6%
96 Others (Specify)	9.2%	12.5%	10.1%	9.2%	12.5%	10.1%

	Baseline			Endline		
	Intervention n=508	Comparison n=534	Total n=1042	Intervention n=508	Comparison n=534	Total n=1042
1 Increased Variety of services	30.1%	8.6%	19.1%	30.1%	8.6%	19.1%
2 Improved equipment, furniture, or atmosphere	12.8%	4.5%	8.5%	12.8%	4.5%	8.5%
3 More IEC materials (flip chart, poster, brushers,	12.6%	2.4%	7.4%	12.6%	2.4%	7.4%
4 Midwife was newly assigned or coming more	11.0%	2.8%	6.8%	11.0%	2.8%	6.8%
5 Better attitude of a midwife or a nurse	18.7%	5.4%	11.9%	18.7%	5.4%	11.9%
6 Better counseling	9.6%	4.1%	6.8%	9.6%	4.1%	6.8%
7 Providing health education session	6.5%	0.4%	3.4%	6.5%	0.4%	3.4%
96 Others (Specify)	3.3%	1.7%	2.5%	3.3%	1.7%	2.5%

407 How do you go to the HC you used or the nearest HC from your house if you try to go?

	Baseline			Endline		
	Intervention n=307	Comparison n=306	Total n=613	Intervention n=323	Comparison n=313	Total n=636
On foot	78.5%	84.2%	81.2%	83.7%	86.7%	85.1%
Private car	19.4%	13.4%	16.5%	14.8%	11.9%	13.4%
Taxi	1.3%	0.5%	0.9%	0.8%	0.6%	0.7%
Bus/ minibus (service)	0.5%	1.9%	1.2%	0.8%	0.8%	0.8%
Others	0.3%	0.0%	0.1%	0.0%	0.0%	0.0%
Don't know	0.0%	0.0%	0.0%	0.0%	0.0%	0.0%
Total	100.0%	100.0%	100.0%	100.0%	100.0%	100.0%

408 How many minutes does it take by above mean?

	Baseline			Endline		
	Intervention	Comparison	Total	Intervention	Comparison	Total
<=5	221	188	409	239	199	438
	56.5%	51.4%	54.0%	61.9%	55.1%	58.6%
<=10	93	109	202	76	102	178
	23.8%	29.8%	26.7%	19.7%	28.3%	23.8%
>10	77	68	145	71	60	131
	19.7%	18.6%	19.2%	18.4%	16.6%	17.5%
Don't know	0	1	1	0	0	0
	0.0%	0.3%	0.1%	0.0%	0.0%	0.0%
Total	391	366	757	386	361	747
	100.0%	100.0%	100.0%	100.0%	100.0%	100.0%
Average	8.37	8.62	8.49	7.97	8.10	8.03
sample standard deviation	6.13	6.05	6.09	6.51	5.67	6.11

409 How much does it cost by above mean? <Note: for one way?

	Baseline			Endline		
	Intervention	Comparison	Total	Intervention	Comparison	Total
0	318	317	635	323	314	637
	81.3%	86.6%	83.9%	83.7%	87.0%	85.3%
<=2 JD	7	10	17	3	5	8
	1.8%	2.7%	2.2%	0.8%	1.4%	1.1%
Don't know (including using private car)	66	39	105	60	42	102
	16.9%	10.7%	13.9%	15.5%	11.6%	13.7%
Total	391	366	757	386	361	747
	100.0%	100.0%	100.0%	100.0%	100.0%	100.0%
Average	0.52	0.58	0.55	0.45	0.72	0.62
sample standard deviation	0.34	0.38	0.35	0.48	0.80	0.67

SECTION 5: Health Promotion (for the Last 12 months)

501 Have you attended any health education sessions at VHCs in the last 12 months?

	Baseline			Endline		
	Intervention	Comparison	Total	Intervention	Comparison	Total
Yes	4	2	6	44	1	45
	0.8%	0.4%	0.6%	8.7%	0.2%	4.3%
No	506	507	1013	464	533	997
	99.2%	99.6%	99.4%	91.3%	99.8%	95.7%
Total	510	509	1019	508	534	1042
	100.0%	100.0%	100.0%	100.0%	100.0%	100.0%

502 Have you attended any group education sessions in your current communities?

	Baseline			Endline		
	Intervention	Comparison	Total	Intervention	Comparison	Total
Yes	15	12	27	96	37	133
	2.9%	2.4%	2.6%	18.9%	6.9%	12.8%
No	495	497	992	412	497	909
	97.1%	97.6%	97.4%	81.1%	93.1%	87.2%
Total	510	509	1019	508	534	1042
	100.0%	100.0%	100.0%	100.0%	100.0%	100.0%

503 Have you received any home-visits by HC's staffs in your current place?

	Baseline			Endline		
	Intervention	Comparison	Total	Intervention	Comparison	Total
Yes	4	3	7	14	5	19
	0.8%	0.6%	0.7%	2.8%	0.9%	1.8%
No	506	504	1010	490	525	1015
	99.2%	99.0%	99.1%	96.5%	98.3%	97.4%
No answer	0	2	2	4	4	8
	0.0%	0.4%	0.2%	0.8%	0.7%	0.8%
Total	510	509	1019	508	534	1042
	100.0%	100.0%	100.0%	100.0%	100.0%	100.0%

504 Have you received any home-visits by other organization in your current place?

	Baseline			Endline		
	Intervention	Comparison	Total	Intervention	Comparison	Total
Yes	48	13	61	21	14	35
	9.4%	2.6%	6.0%	4.1%	2.6%	3.4%
No	462	496	958	487	520	1007
	90.6%	97.4%	94.0%	95.9%	97.4%	96.6%
Total	510	509	1019	508	534	1042
	100.0%	100.0%	100.0%	100.0%	100.0%	100.0%

504A Have you attended any other health promotion activities (such as HP opening ceremony, health festival, free medical days, so on) in your current communities in the last 12 months?

	Baseline			Endline		
	Intervention	Comparison	Total	Intervention	Comparison	Total
Yes, HP opening ceremony	53	2	55	10	2	12
	10.4%	0.4%	5.3%	1.9%	0.4%	1.2%
Yes, Health festival	14	7	21	7	21	28
	2.8%	1.3%	2.0%	1.3%	3.9%	3.6%
Yes, Free medical day	8	9	17	1	1	2
	1.6%	1.7%	1.6%	0.2%	0.2%	0.2%
Others	0	1	1	0	1	1
	0.0%	0.2%	0.1%	0.0%	0.2%	0.1%
No attend	440	515	955	440	515	955
	86.6%	96.4%	91.7%	86.6%	96.4%	91.7%

504B Have you changed your attitude toward any of items listed in the last 12 months?

	Baseline			Endline		
	Intervention	Comparison	Total	Intervention	Comparison	Total
1 Use of VHCs	45	13	58	45	13	58
	8.9%	2.4%	5.6%	8.9%	2.4%	5.6%
2 Personal hygiene	106	70	176	106	70	176
	20.9%	13.1%	16.9%	20.9%	13.1%	16.9%
3 ANC	128	107	235	128	107	235
	25.2%	20.0%	22.6%	25.2%	20.0%	22.6%
4 PNC	98	78	176	98	78	176
	19.3%	14.6%	16.9%	19.3%	14.6%	16.9%
5 Child care	123	100	223	123	100	223
	24.2%	18.7%	21.4%	24.2%	18.7%	21.4%
6 FP practice	123	79	202	123	79	202
	24.2%	14.8%	19.4%	24.2%	14.8%	19.4%
7 Vaccination for children	0	0	0	0	0	0
	0.0%	0.0%	0.0%	0.0%	0.0%	0.0%
8 Breast feeding	0	0	0	0	0	0
	0.0%	0.0%	0.0%	0.0%	0.0%	0.0%
9 Oral hygiene	76	79	155	76	79	155
	15.0%	14.8%	14.9%	15.0%	14.8%	14.9%
10 Anemia	80	87	167	80	87	167
	15.7%	16.3%	16.0%	15.7%	16.3%	16.0%
11 Obesity	80	89	169	80	89	169
	15.7%	16.7%	16.2%	15.7%	16.7%	16.2%
12 Breast cancer	164	136	300	164	136	300
	32.3%	25.5%	28.8%	32.3%	25.5%	28.8%
13 Nutrition	96	80	176	96	80	176
	18.9%	15.0%	16.9%	18.9%	15.0%	16.9%
14 Smoking	68	72	140	68	72	140
	13.4%	13.5%	13.4%	13.4%	13.5%	13.4%
96 Others	12	3	15	12	3	15
	2.4%	0.6%	1.4%	2.4%	0.6%	1.4%
98 Don't Know	1	2	3	1	2	3
	0.2%	0.4%	0.3%	0.2%	0.4%	0.3%
15 No change	213	281	494	213	281	494
	41.9%	52.6%	47.4%	41.9%	52.6%	47.4%

504C Which health promotion activities above mentioned influenced your attitude changes?

	Endline		
	Intervention n=295	Comparison n=253	Total n=548
1 Health education sessions at VHCs	32	1	33
2 Group session in your communities	65	21	86
3 Home-visits by HC's staff	7	2	9
4 Home-visits by other organization	11	6	17
5 HP opening ceremony	34	1	35
6 Health festival	12	8	20
7 Free medical day	3	6	9
Internet	106	109	215
TV	81	104	185
Relatives/Family	23	30	53
Written Materials	14	21	35
Friends/Neighbors	21	12	33
Private Doctor	2	17	19
Others	42	21	63
96	14.2%	8.3%	11.5%
98	0.3%	0.4%	0.4%

504B Have you changed your attitude toward any of items listed in the last 12 months by project health promotion (Health education sessions at VHCs, Group session in your communities, Home-visits by HC's staff, HP opening ceremony, Health festival)?

	Endline		
	Intervention	Comparison	Total
1 Use of VHCs	21	1	22
2 Personal hygiene	47	8	55
3 ANC	51	8	59
4 PNC	39	8	47
5 Child care	53	15	68
6 FP practice	56	13	69
7 Vaccination for children	31	5	36
8 Breast feeding	35	8	43
9 Oral hygiene	27	9	36
10 Anemia	25	10	35
11 Obesity	23	9	32
12 Breast cancer	68	24	92
13 Nutrition	40	11	51
14 Smoking	27	11	38
96	5.3%	2.1%	3.6%
98	1.8%	0.2%	1.0%

98	Don't Know	1	0	1
		0.2%	0.0%	0.1%
15	Any change	116	29	145
		22.8%	5.4%	13.9%

504D Have you heard about the community health committee in your current community?

	Endline		
	Intervention	Comparison	Total
Yes	46	18	64
	9.1%	3.4%	6.1%
No	462	516	978
	90.9%	96.6%	93.9%
Total	508	534	1042
	100.0%	100.0%	100.0%

505 Have you involved a community health committee in your current community?

	Baseline			Endline		
	Intervention	Comparison	Total	Intervention	Comparison	Total
Yes	0	1	1	5	1	6
	0.0%	0.2%	0.1%	1.0%	0.2%	0.6%
No	509	507	1016	503	532	1035
	99.8%	99.6%	99.7%	99.0%	99.6%	99.3%
No answer	1	1	2	0	1	1
	0.2%	0.2%	0.2%	0.0%	0.2%	0.1%
Total	510	509	1019	508	534	1042
	100.0%	100.0%	100.0%	100.0%	100.0%	100.0%

506 Are there any NGOs/Colaborated charity working in health issues in your current community?

	Baseline			Endline		
	Intervention	Comparison	Total	Intervention	Comparison	Total
Yes	38	16	54	51	21	72
	7.5%	3.1%	5.3%	10.0%	3.9%	6.9%
No	448	468	916	381	440	821
	87.8%	91.9%	89.9%	75.0%	82.4%	78.8%
Don't know	24	24	48	76	73	149
	4.7%	4.7%	4.7%	15.0%	13.7%	14.3%
No answer	0	1	1	0	0	0
	0.0%	0.2%	0.1%	0.0%	0.0%	0.0%
Total	510	509	1019	508	534	1042
	100.0%	100.0%	100.0%	100.0%	100.0%	100.0%

507 Please indicate any sources of RH information you obtained? (Multiple answers)

	Baseline			Endline			
	Intervention	Comparison	Total	Intervention	Comparison	Total	
1	Counseling by staff at VHC	28 5.5%	16 3.1%	44 4.3%	72 14.2%	33 6.2%	105 10.1%
2	Counseling by staff at Comprehensive/Primary health center	117 22.9%	157 30.8%	274 26.9%	94 18.5%	110 20.6%	204 19.6%
3	Counseling by private doctor	214 42.0%	219 43.0%	433 42.5%	181 35.6%	184 34.5%	365 35.0%
4	Counseling by NGO health staff	52 10.2%	32 6.3%	84 8.2%	12 2.4%	3 0.6%	15 1.4%
5	Group lecture in the community	35 6.9%	14 2.8%	49 4.8%	42 8.3%	16 3.0%	58 5.6%
6	Community awareness event	4 0.8%	2 0.4%	6 0.6%	22 4.3%	11 2.1%	33 3.2%
7	Sermon	2 0.4%	0 0.0%	2 0.2%	10 2.0%	4 0.7%	14 1.3%
8	Written material (brochure, magazine, flyer, newspaper)	123 24.1%	123 24.2%	246 24.1%	130 25.6%	151 28.3%	281 27.0%
9	Internet	196 38.4%	187 36.7%	383 37.6%	264 52.0%	282 52.8%	546 52.4%
10	Radio	12 2.4%	14 2.8%	26 2.6%	10 2.0%	5 0.9%	15 1.4%
11	TV	336 65.9%	347 68.2%	683 67.0%	264 52.0%	288 53.9%	552 53.0%
12	SMS/text	23 4.5%	20 3.9%	43 4.2%	30 5.9%	22 4.1%	52 5.0%
12A	Relative / Family	117 22.9%	116 22.8%	233 22.9%	369 72.6%	358 67.0%	727 69.8%
12B	Friends / Neighbors	49 9.6%	41 8.1%	90 8.8%	266 52.4%	249 46.6%	515 49.4%
12C	Studying / Courses	9 1.8%	14 2.8%	23 2.3%	66 13.0%	63 11.8%	129 12.4%
12D	UNRWA	7 1.4%	7 1.4%	14 1.4%	44 8.7%	40 7.5%	84 8.1%
12E	Hospital	0 0.0%	0 0.0%	0 0.0%	125 24.6%	139 26.0%	264 25.3%
13	Never	6 1.2%	5 1.0%	11 1.1%	0 0.0%	7 1.3%	7 0.7%
96	Others	13 2.5%	3 0.6%	16 1.6%	6 1.2%	11 2.1%	17 1.6%
98	Don't know	1 0.2%	1 0.2%	2 0.2%	0 0.0%	1 0.2%	1 0.1%

