



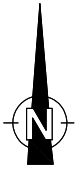
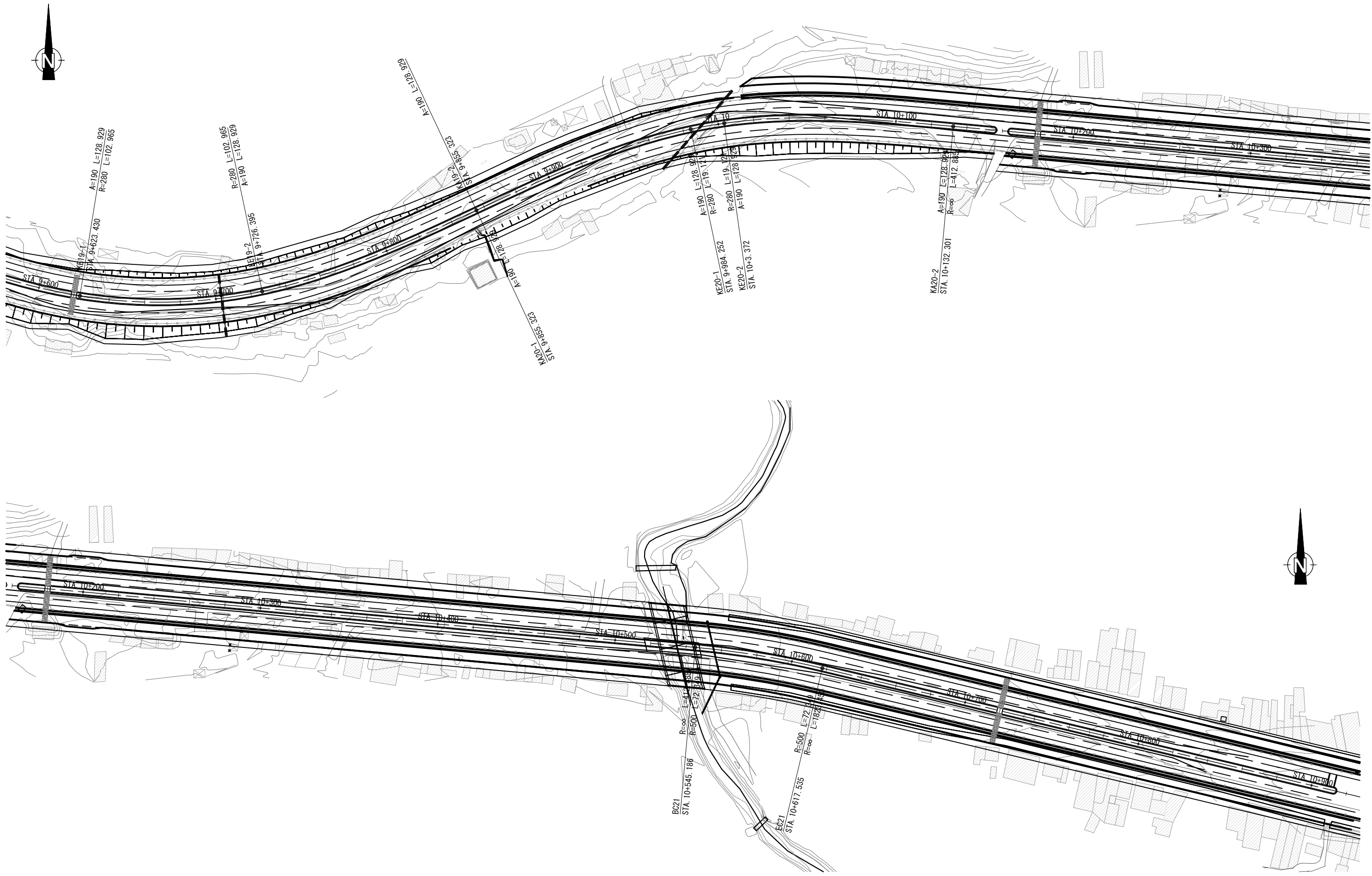




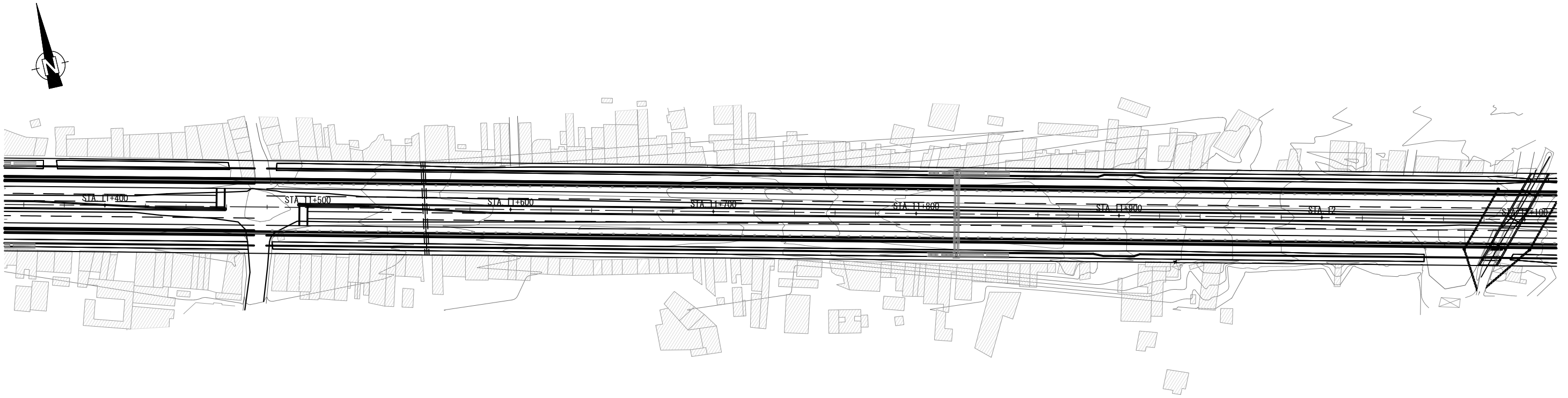
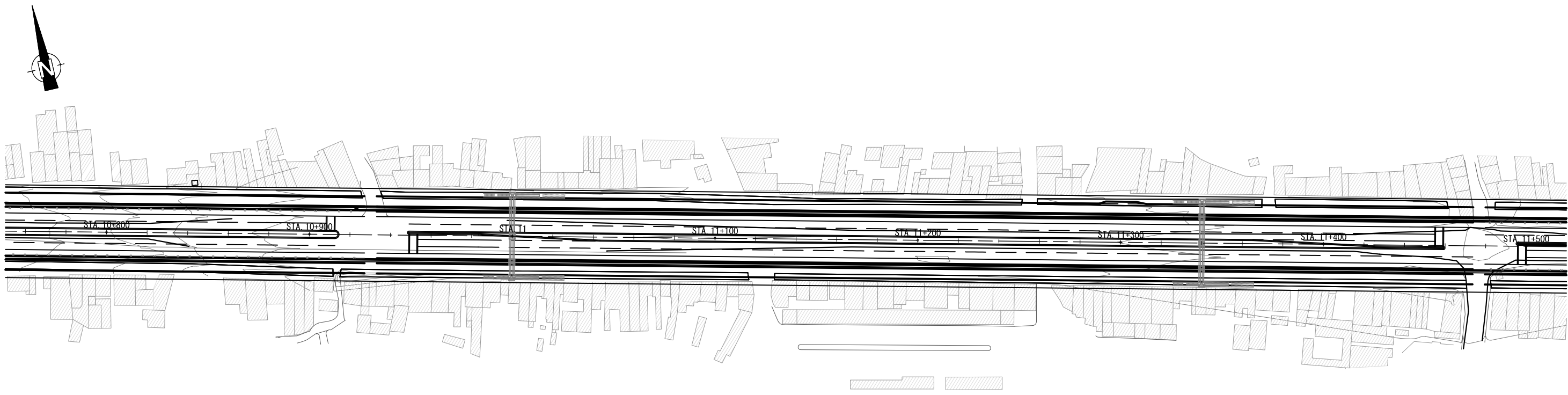






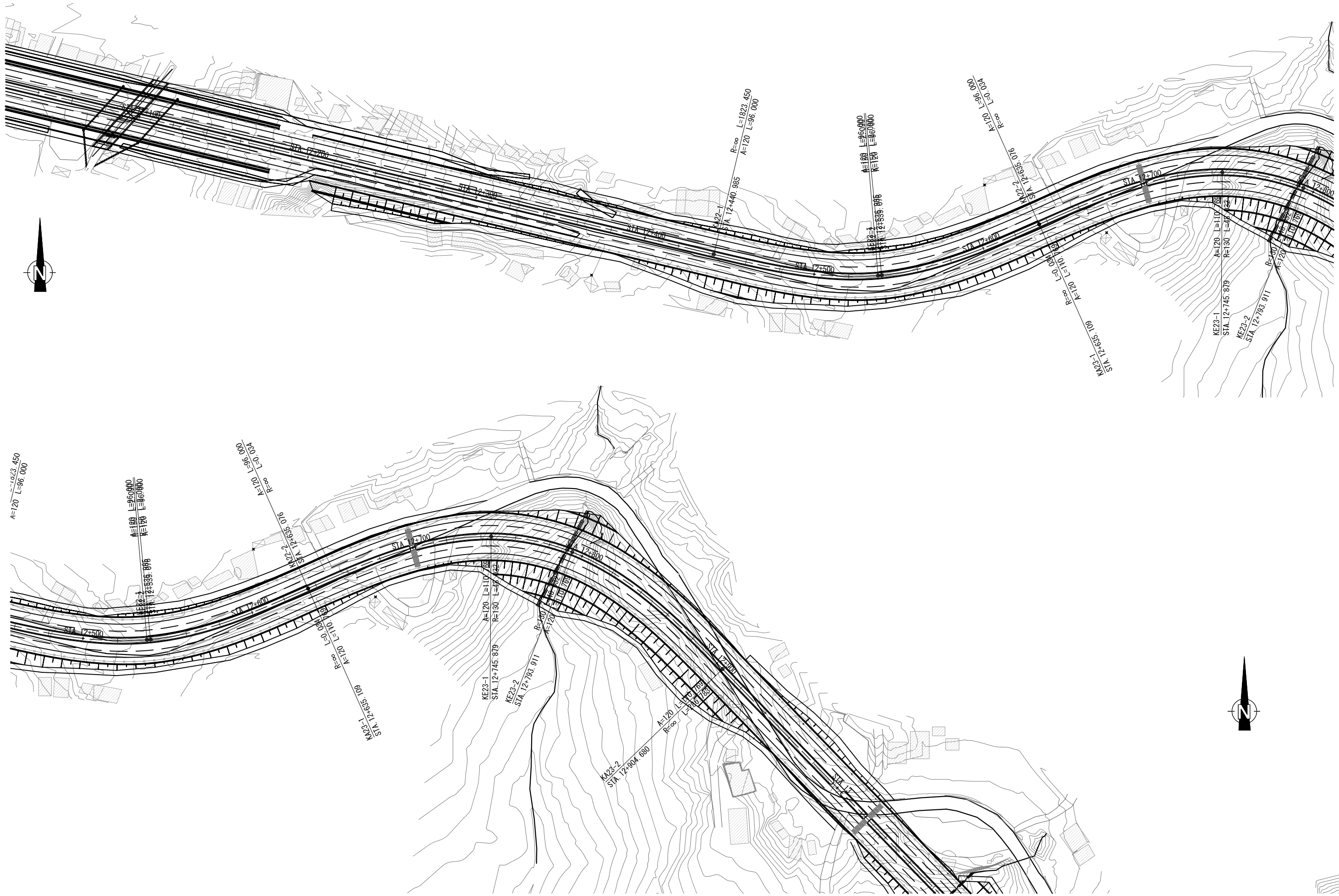
Clients:  Japan International Cooperation Agency	 Department of Roads Ministry of Physical Infrastructure and Transport Federal Democratic Republic of Nepal	Consultants:  CTI Engineering International Co., Ltd.  CTI Engineering Co., Ltd.	Project Title: Additional Study of the Suryabinayak-Dhulikhel Road Improvement Project	Sheet Contents: PLAN	Scale: (A1size) 1:1000 Submission Date March, 2018	SHT. NO. PL-07
---	--	--	--	-------------------------	---	-------------------



Clients:  Japan International Cooperation Agency	 Department of Roads Ministry of Physical Infrastructure and Transport Federal Democratic Republic of Nepal	Consultants:  CTI Engineering International Co., Ltd.  CTI Engineering Co., Ltd.	Project Title: Additional Study of the Suryabinayak-Dhulikhel Road Improvement Project	Sheet Contents: PLAN	Scale: (A1size) 1:1000 Submission Date March, 2018 SHT. NO. PL-08
---	--	--	--	-------------------------	--





Clients:  Japan International Cooperation Agency	 Department of Roads Ministry of Physical Infrastructure and Transport Federal Democratic Republic of Nepal	Consultants:  CTI Engineering International Co., Ltd.  CTI Engineering Co., Ltd.	Project Title: Additional Study of the Suryabinayak-Dhulikhel Road Improvement Project	Sheet Contents: PLAN	Scale: (A1size) 1:1000 Submission Date March, 2018 SHT. NO. PL-09
---	--	--	--	-------------------------	--



Clients:
 Japan International Cooperation Agency

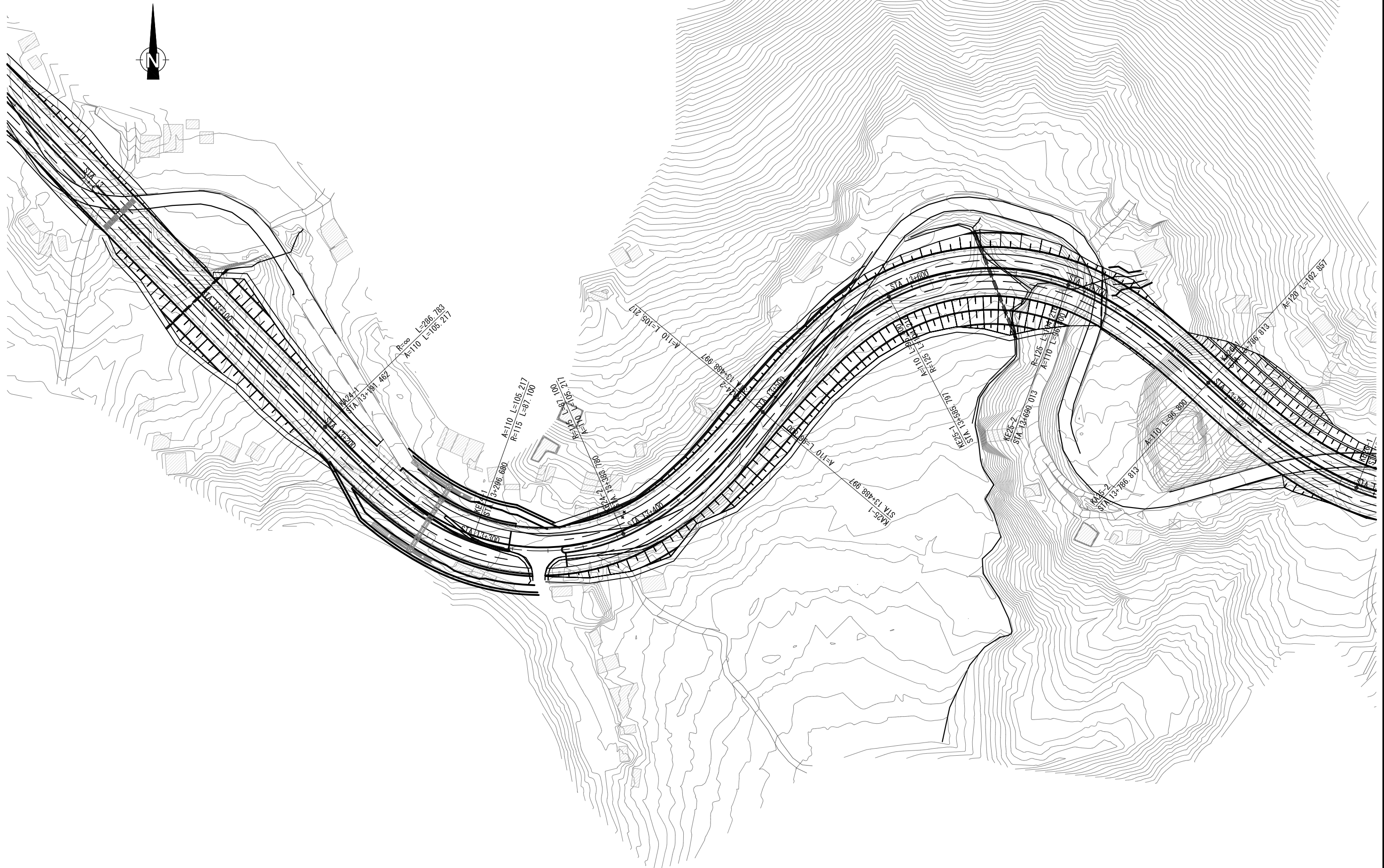
 Department of Roads
 Ministry of Physical Infrastructure and Transport
 Federal Democratic Republic of Nepal





Consultants:
 CTI Engineering International Co., Ltd.
 CTI Engineering Co., Ltd.

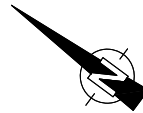
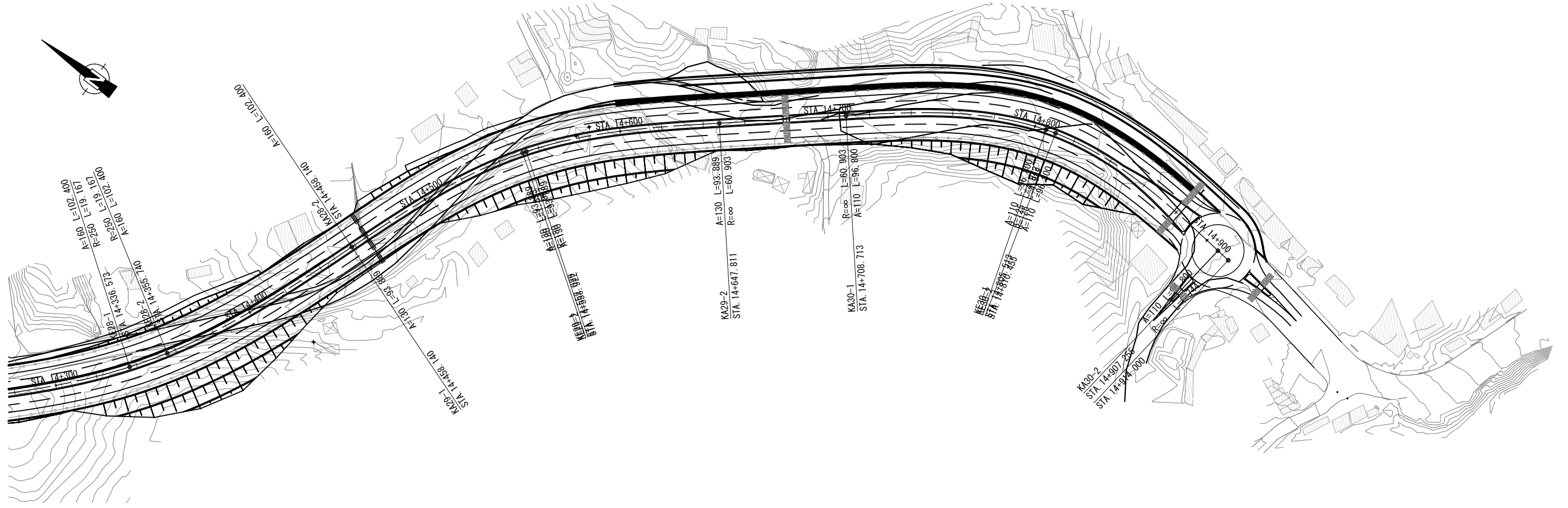
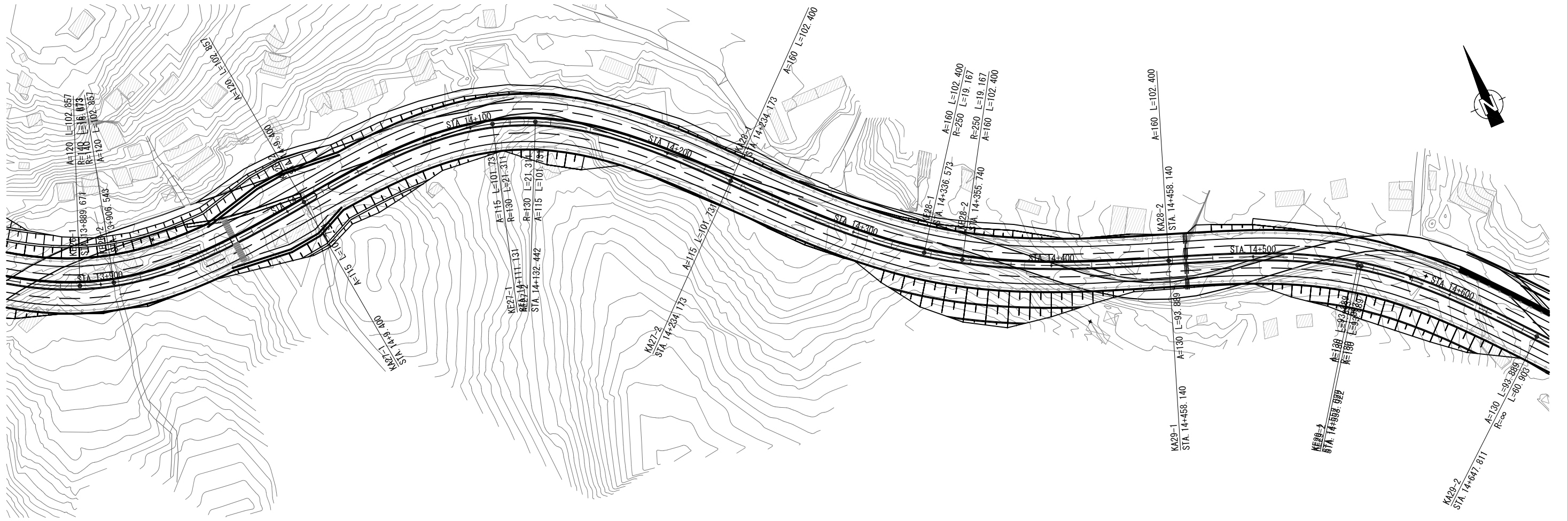
Project Title:
 Additional Study of the Suryabinayak-Dhulikhel Road
 Improvement Project





Sheet Contents:
 PLAN

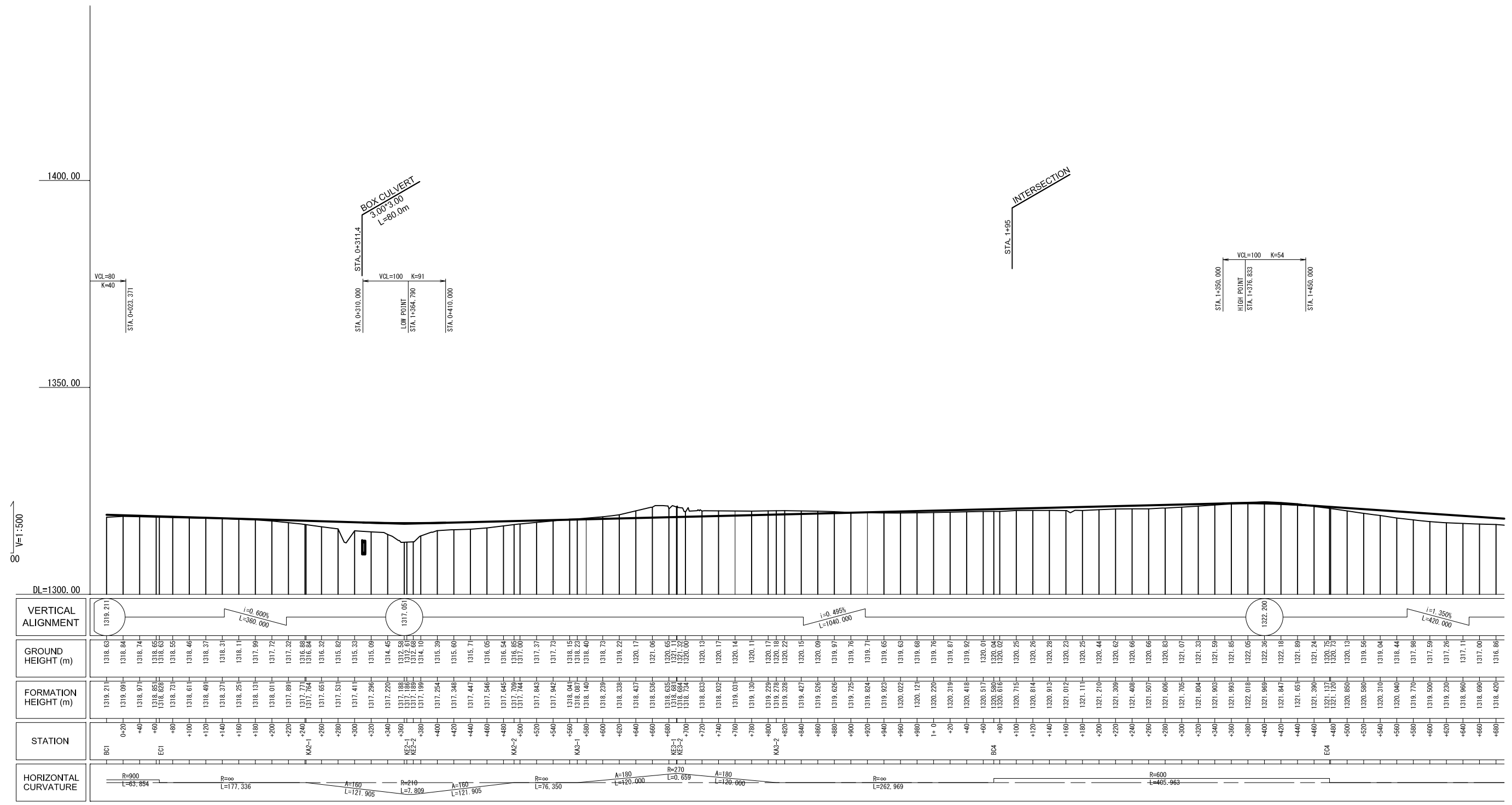
Scale: (A1size)
 1:1000
 Submission Date
 March, 2018
 SHT. NO.
 PL-10



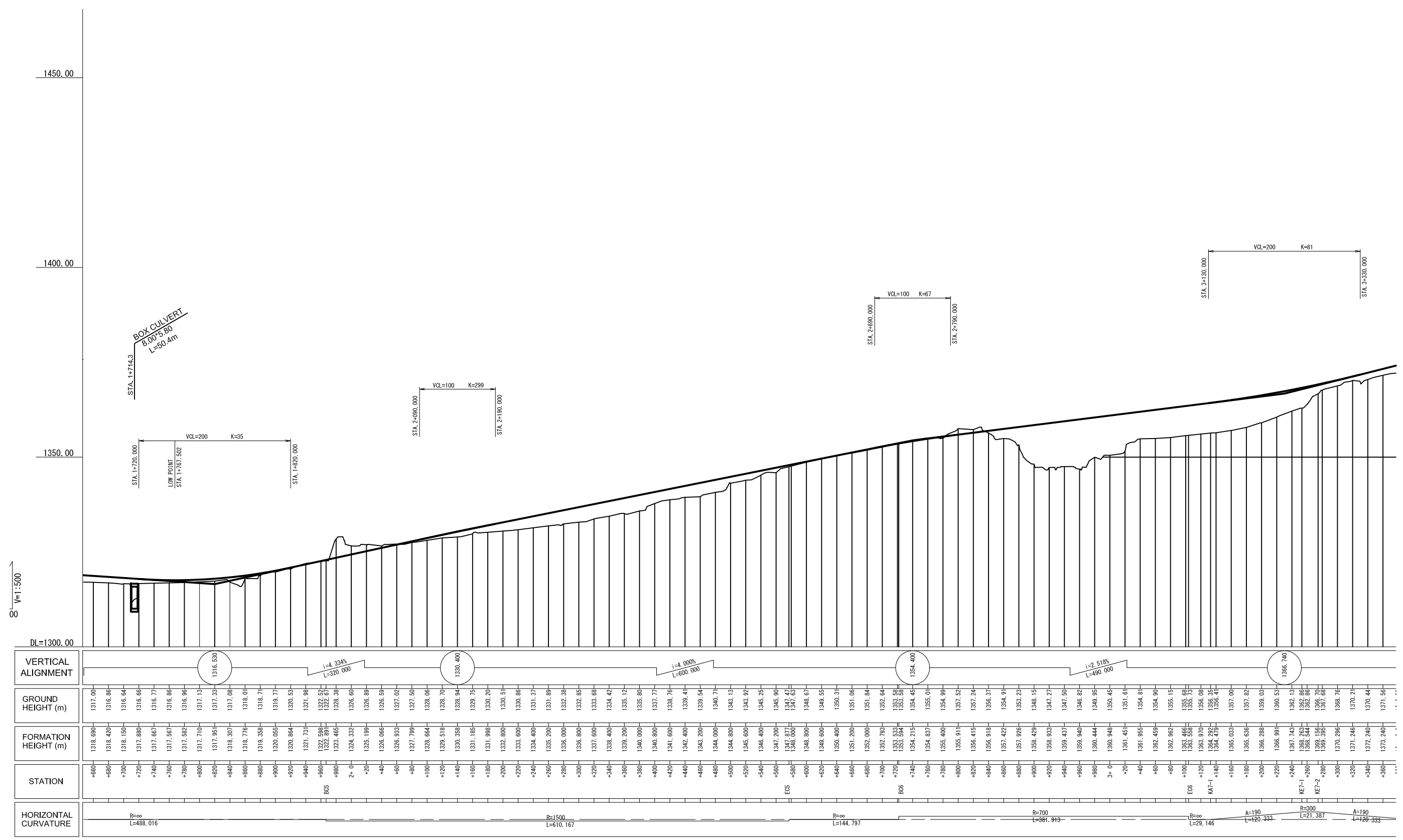
Clients:  Japan International Cooperation Agency	 Department of Roads Ministry of Physical Infrastructure and Transport Federal Democratic Republic of Nepal	Consultants:  CTI Engineering International Co., Ltd.  CTI Engineering Co., Ltd.	Project Title: Additional Study of the Suryabinayak-Dhulikhel Road Improvement Project	Sheet Contents: PLAN	Scale: (A1size) 1:1000 Submission Date March, 2018 SHT. NO. PL-11
---	--	--	--	-------------------------	--



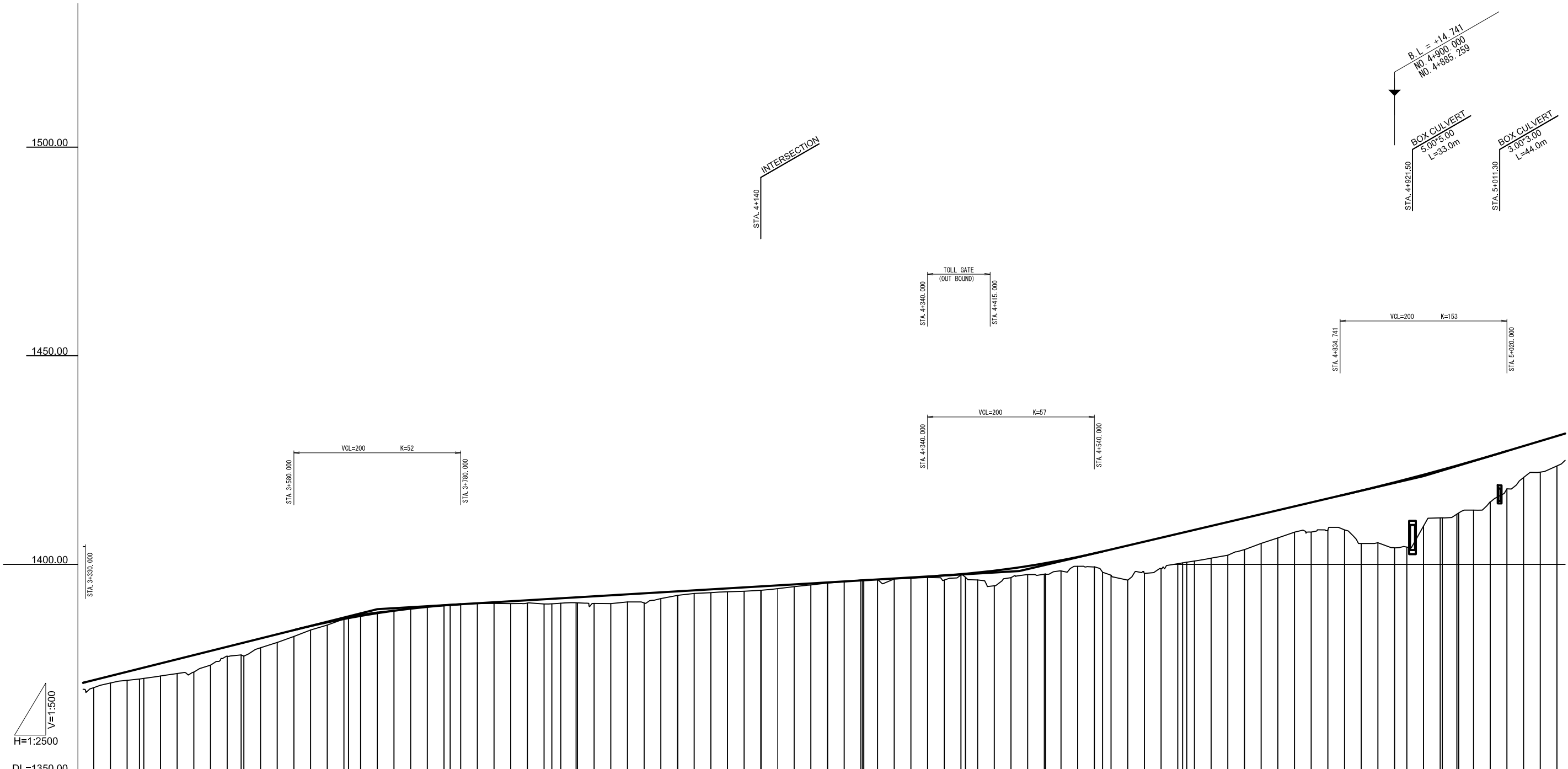
Clients:  Japan International Cooperation Agency	 Department of Roads Ministry of Physical Infrastructure and Transport Federal Democratic Republic of Nepal	Consultants:  CTI Engineering International Co., Ltd.  CTI Engineering Co., Ltd.	Project Title: Additional Study of the Suryabinayak-Dhulikhel Road Improvement Project	Sheet Contents: PLAN	Scale: (A1size) S=1:1000 Submission Date March, 2018 SHT. NO. PL-12
---	--	--	--	-------------------------	--



Clients: Japan International Cooperation Agency	Department of Roads Ministry of Physical Infrastructure and Transport Federal Democratic Republic of Nepal	Consultants: CTI Engineering International Co., Ltd. CTI Engineering Co., Ltd.	Project Title: Additional Study of the Suryabinayak-Dhulikhel Road Improvement Project	Sheet Contents: PROFILE	Scale: (A1size)	SHT. NO.	
					AS SHOWN		PF-01
					Submission Date March, 2018		

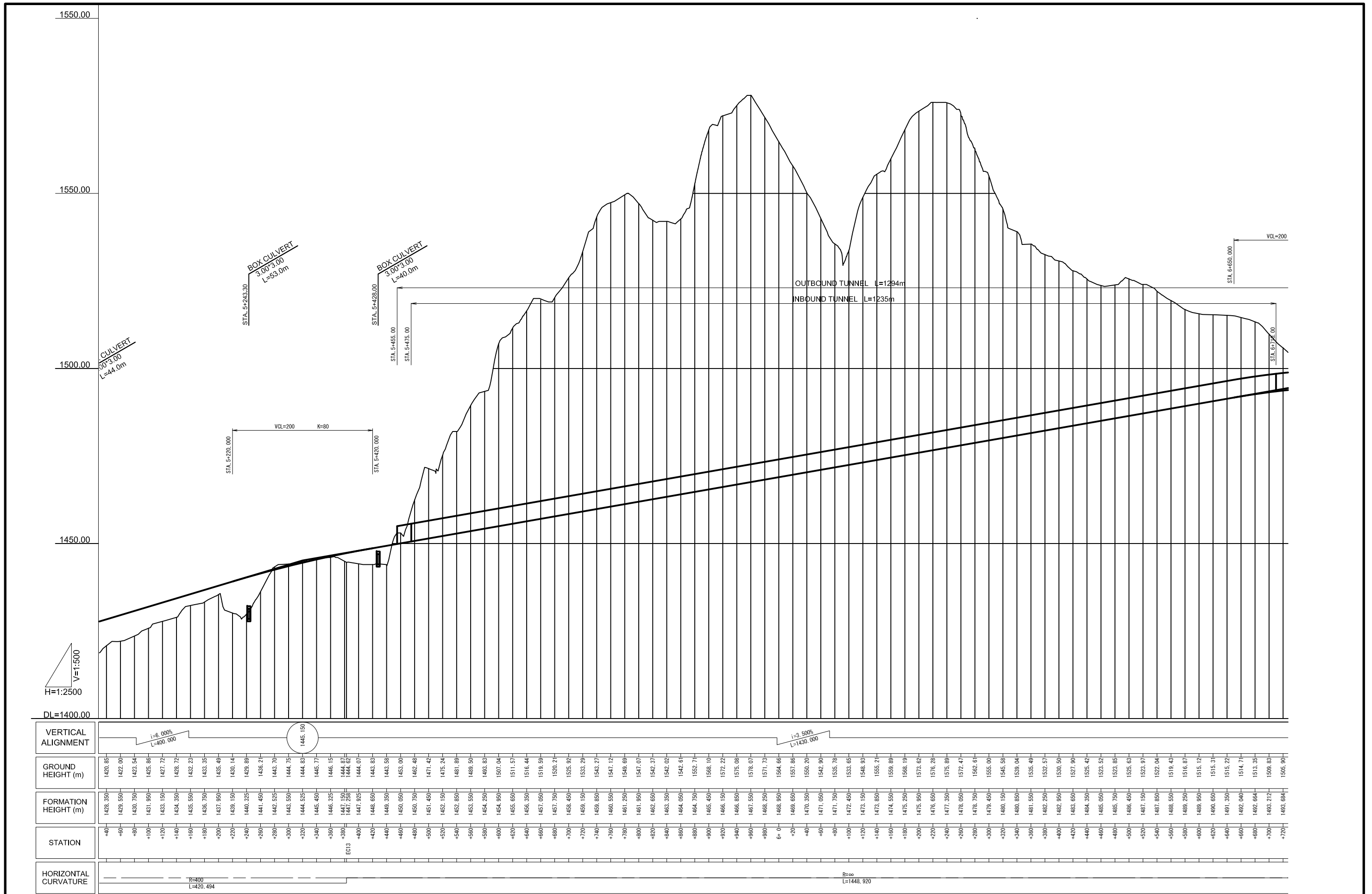


Clients: Japan International Cooperation Agency	Department of Roads Ministry of Physical Infrastructure and Transport Federal Democratic Republic of Nepal	Consultants: CTI Engineering International Co., Ltd. CTI Engineering Co., Ltd.	Project Title: Additional Study of the Suryabinayak-Dhulikhel Road Improvement Project	Sheet Contents: PROFILE	Scale: (A1size)	SHT. NO.
					AS SHOWN	PF-02
					Submission Date March, 2018	



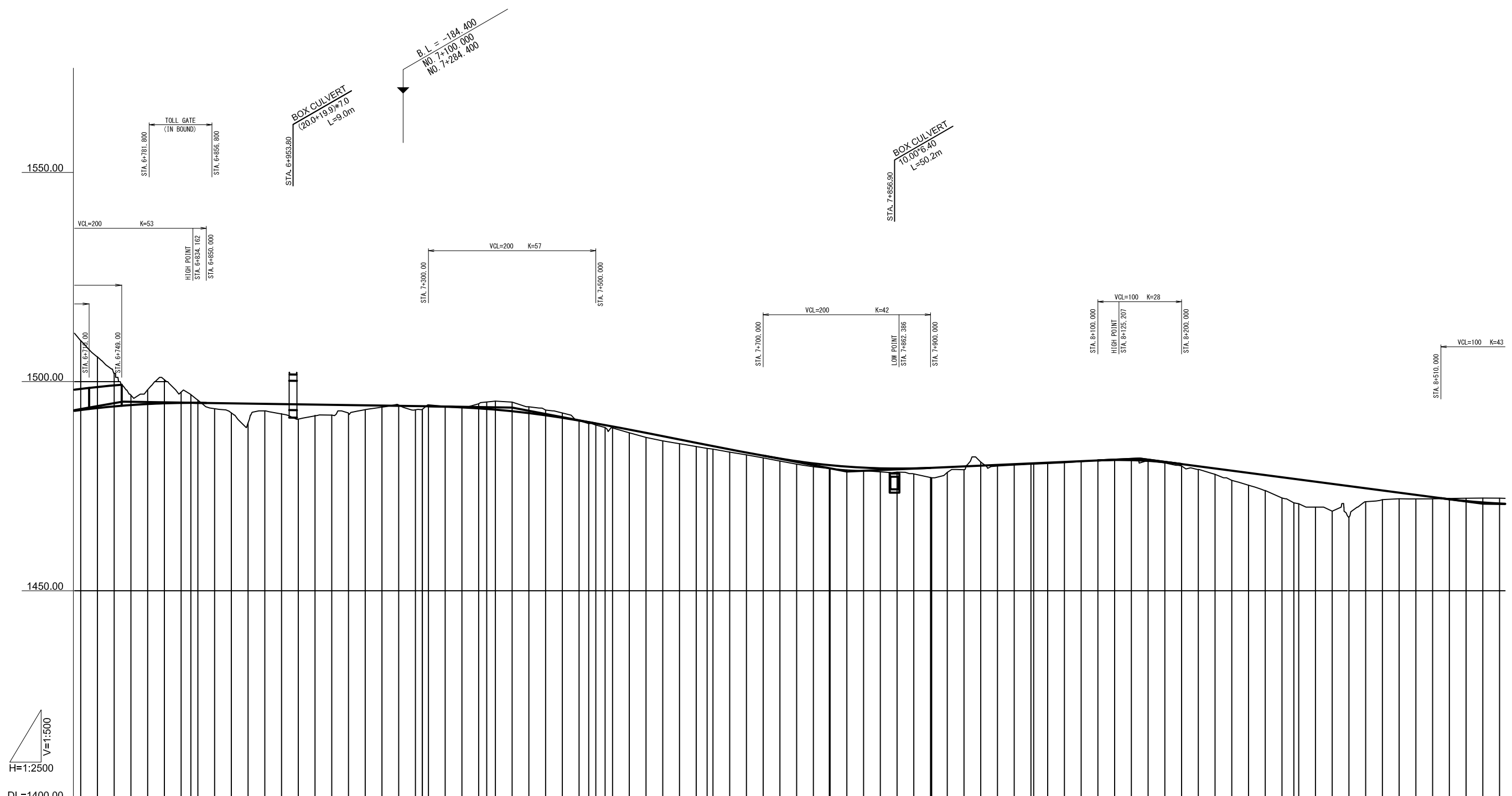
STATION	FORMATION HEIGHT (m)	GROUND HEIGHT (m)	VERTICAL ALIGNMENT
+340	1372.240	1370.44	i=5.000% L=450.000
+360	1373.240	1371.56	
+380	1374.240	1372.20	i=1.90% L=170.000
+400	1375.240	1373.24	
+420	1376.240	1374.24	i=4.693% L=484.741
+440	1377.240	1375.24	
+460	1378.240	1376.24	i=1.50%
+480	1379.240	1377.24	
+500	1380.240	1378.24	1389.240
+520	1381.240	1379.24	
+540	1382.240	1380.24	1398.400
+560	1383.240	1381.24	
+580	1384.240	1382.24	1398.400
+600	1385.240	1383.24	
+620	1386.240	1384.24	1398.400
+640	1387.240	1385.24	
+660	1388.240	1386.24	1398.400
+680	1389.240	1387.24	
+700	1390.240	1388.24	1398.400
+720	1391.240	1389.24	
+740	1392.240	1390.24	1398.400
+760	1393.240	1391.24	
+780	1394.240	1392.24	1398.400
+800	1395.240	1393.24	
+820	1396.240	1394.24	1398.400
+840	1397.240	1395.24	
+860	1398.240	1396.24	1398.400
+880	1399.240	1397.24	
+900	1400.240	1398.24	1398.400

HORIZONTAL CURVATURE
A=160, L=121.905
R=210, L=29.102
A=160, L=121.905
R=∞, L=99.921
A=160, L=121.905
R=210, L=1.314
A=160, L=121.905
A=120, L=96.000
R=150, L=68.404
A=120, L=96.000
R=∞, L=19.106
R=280, L=306.476



STATION	FORMATION HEIGHT (m)	GROUND HEIGHT (m)	VERTICAL ALIGNMENT
+40	1428.350	1428.85	
+60	1429.550	1422.00	
+80	1430.750	1423.54	
+100	1431.950	1425.86	
+120	1433.150	1427.72	
+140	1434.350	1428.72	
+160	1435.550	1432.23	
+180	1436.750	1433.35	
+200	1437.950	1435.49	
+220	1439.150	1430.14	
+240	1440.350	1429.89	
+260	1441.550	1436.21	
+280	1442.750	1443.70	
+300	1443.950	1444.75	
+320	1444.525	1444.83	
+340	1445.450	1445.77	
+360	1446.325	1446.15	
+380	1447.150	1444.87	
+400	1447.258	1444.62	
+420	1447.925	1444.07	
+440	1448.650	1443.83	
+460	1449.350	1443.58	
+480	1450.050	1453.00	
+500	1450.750	1462.48	
+520	1451.450	1471.42	
+540	1452.150	1475.24	
+560	1452.850	1481.89	
+580	1453.550	1489.50	
+600	1454.250	1493.83	
+620	1454.950	1507.04	
+640	1455.650	1511.57	
+660	1456.350	1516.44	
+680	1457.050	1519.59	
+700	1457.750	1520.21	
+720	1458.450	1525.92	
+740	1459.150	1533.29	
+760	1459.850	1543.27	
+780	1460.550	1547.12	
+800	1461.250	1549.69	
+820	1461.950	1547.07	
+840	1462.650	1542.37	
+860	1463.350	1542.02	
+880	1464.050	1542.61	
+900	1464.750	1552.71	
+920	1465.450	1568.10	
+940	1466.150	1572.22	
+960	1466.850	1575.08	
+980	1467.550	1578.07	
+1000	1468.250	1571.73	
+1020	1468.950	1564.66	
+1040	1469.650	1557.86	
+1060	1470.350	1550.20	
+1080	1471.050	1542.90	
+1100	1471.750	1535.78	
+1120	1472.450	1533.65	
+1140	1473.150	1548.93	
+1160	1473.850	1555.21	
+1180	1474.550	1558.89	
+1200	1475.250	1568.19	
+1220	1475.950	1573.62	
+1240	1476.650	1576.28	
+1260	1477.350	1575.89	
+1280	1478.050	1572.47	
+1300	1478.750	1562.61	
+1320	1479.450	1555.00	
+1340	1480.150	1545.59	
+1360	1480.850	1539.04	
+1380	1481.550	1535.48	
+1400	1482.250	1532.57	
+1420	1482.950	1530.50	
+1440	1483.650	1527.90	
+1460	1484.350	1525.42	
+1480	1485.050	1523.52	
+1500	1485.750	1523.85	
+1520	1486.450	1525.63	
+1540	1487.150	1523.97	
+1560	1487.850	1522.04	
+1580	1488.550	1519.43	
+1600	1489.250	1516.87	
+1620	1489.950	1515.12	
+1640	1490.650	1515.31	
+1660	1491.350	1515.22	
+1680	1492.040	1514.71	
+1700	1492.664	1513.35	
+1720	1493.212	1509.83	
+1740	1493.684	1505.90	


Clients: Japan International Cooperation Agency	Department of Roads Ministry of Physical Infrastructure and Transport Federal Democratic Republic of Nepal	Consultants: CTI Engineering International Co., Ltd. CTI Engineering Co., Ltd.	Project Title: Additional Study of the Suryabinayak-Dhulikhel Road Improvement Project	Sheet Contents: PROFILE	Scale: (A1size)	SHT. NO.
					AS SHOWN	PF-04
					Submission Date March, 2018	



V=1:500
H=1:2500

DL=1400.00

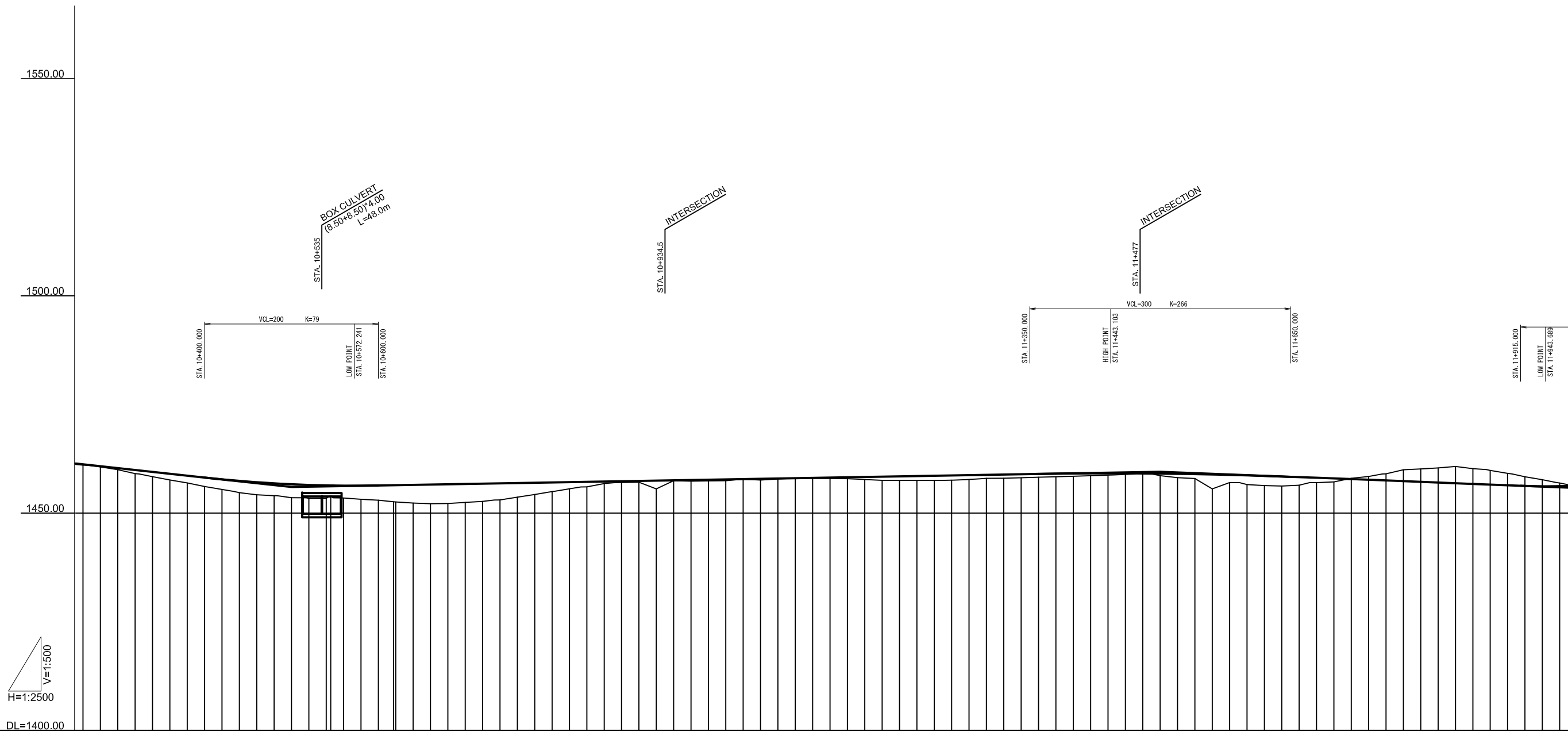
VERTICAL ALIGNMENT	GROUND HEIGHT (m)	FORMATION HEIGHT (m)	STATION	HORIZONTAL CURVATURE
1495.200	1509.83	1493.212	+700	R=500
	1505.90	1493.684	+770	L=276.566
	1502.00	1494.080	+740	
	1496.70	1494.400	+780	
	1498.05	1494.644	+790	
	1500.44	1494.812	+800	
	1497.46	1494.904	+820	
	1495.88	1494.922	+840	
	1495.57	1494.919	+840	
	1493.52	1494.869	+880	
	1492.58	1494.809	+890	
	1490.10	1494.749	+900	
	1493.00	1494.689	+920	
	1492.36	1494.629	+940	
	1491.06	1494.569	+960	
	1491.95	1494.508	+980	
	1492.01	1494.448	+990	
	1492.40	1494.388	+990	
	1493.50	1494.328	+40	
	1493.91	1494.268	+60	
	1494.61	1494.208	+80	
	1493.27	1494.148	+100	
	1494.45	1494.123	+100	
	1494.10	1494.101	+300	
	1494.14	1494.000	+320	
	1493.91	1493.839	+340	
	1494.70	1493.603	+360	
	1495.13	1493.466	+380	
	1495.33	1493.296	+400	
	1495.11	1492.919	+420	
	1493.97	1492.471	+440	
	1493.19	1491.953	+460	
	1492.50	1491.364	+480	
	1490.65	1490.705	+500	
	1489.97	1490.296	+520	
	1488.62	1489.975	+540	
	1488.03	1489.548	+560	
	1488.32	1489.210	+580	
	1487.77	1488.845	+600	
	1486.67	1488.467	+620	
	1485.83	1488.091	+640	
	1485.15	1487.715	+660	
	1484.48	1487.340	+680	
	1483.86	1486.964	+700	
	1483.15	1486.588	+720	
	1482.49	1486.212	+740	
	1481.76	1485.836	+760	
	1481.00	1485.460	+780	
	1480.28	1485.084	+800	
	1479.65	1484.708	+820	
	1479.23	1484.332	+840	
	1479.21	1483.956	+860	
	1478.90	1483.580	+880	
	1478.67	1483.204	+900	
	1478.42	1482.828	+920	
	1478.35	1482.452	+940	
	1477.94	1482.076	+960	
	1477.07	1481.700	+980	
	1477.01	1481.324	+990	
	1478.29	1480.948	+990	
	1478.03	1480.572	+990	
	1480.78	1480.196	+990	
	1479.82	1479.820	+990	
	1479.82	1479.444	+990	
	1480.04	1479.068	+990	
	1480.05	1478.692	+990	
	1480.24	1478.316	+990	
	1480.27	1477.940	+990	
	1480.42	1477.564	+990	
	1480.60	1477.188	+990	
	1480.87	1476.812	+990	
	1481.09	1476.436	+990	
	1481.34	1476.060	+990	
	1481.28	1475.684	+990	
	1481.00	1475.308	+990	
	1480.57	1474.932	+990	
	1479.84	1474.556	+990	
	1479.84	1474.180	+990	
	1479.00	1473.804	+990	
	1479.83	1473.428	+990	
	1477.83	1473.052	+990	
	1476.39	1472.676	+990	
	1475.22	1472.300	+990	
	1473.95	1471.924	+990	
	1472.18	1471.548	+990	
	1471.01	1471.172	+990	
	1470.80	1470.796	+990	
	1470.01	1470.420	+990	
	1469.03	1470.044	+990	
	1467.58	1469.668	+990	
	1467.00	1469.292	+990	
	1467.11	1468.916	+990	
	1467.15	1468.540	+990	
	1467.13	1468.164	+990	



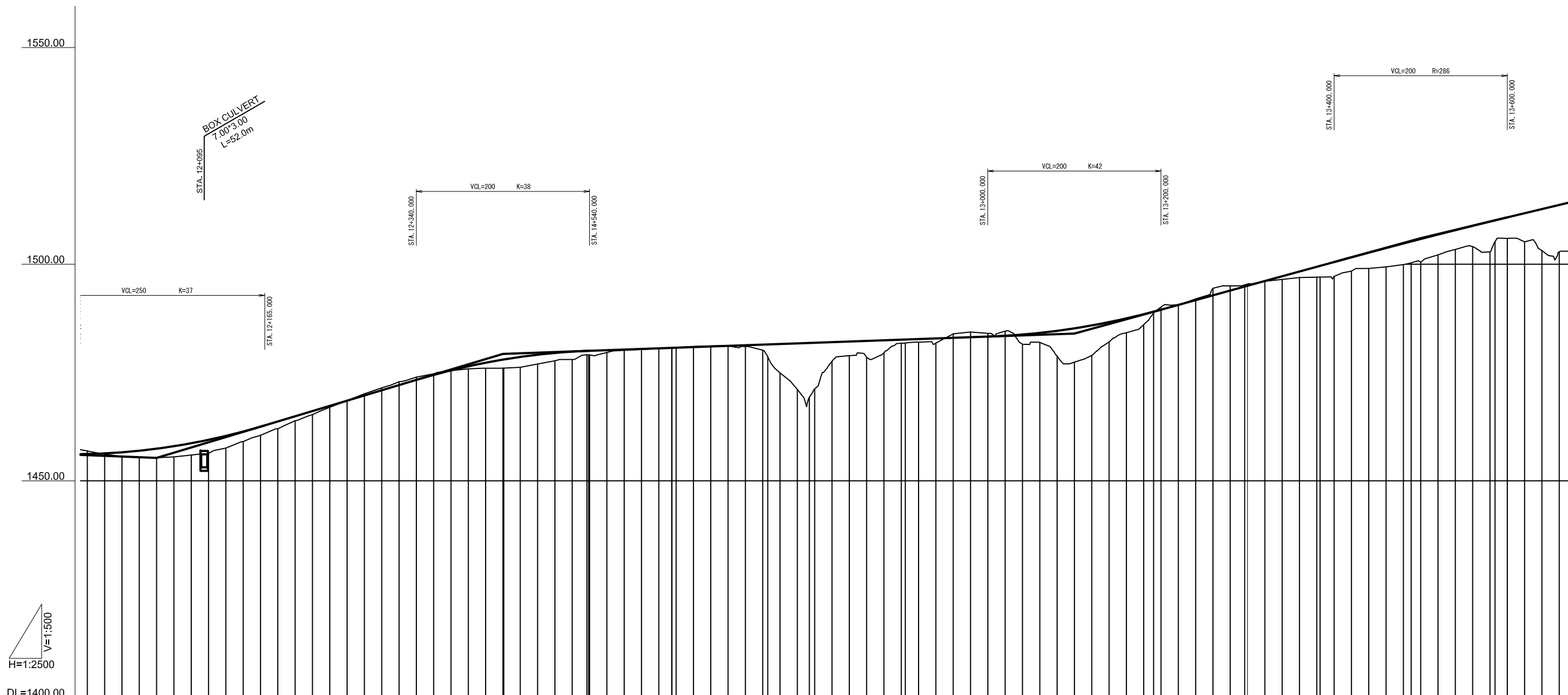
STATION	FORMATION HEIGHT (m)	GROUND HEIGHT (m)	VERTICAL ALIGNMENT
+580	1471.13	1472.15	1470.895
+580	1470.864	1472.13	
+600	1470.706	1472.05	
+620	1470.629	1472.04	
+640	1470.564	1471.92	
+660	1470.498	1471.65	
+680	1470.433	1471.45	
+700	1470.368	1471.18	
+720	1470.302	1470.81	
+740	1470.237	1470.73	
+760	1470.172	1470.46	
+780	1470.106	1470.12	
+800	1470.041	1469.57	
+820	1469.976	1468.78	
+840	1469.910	1468.17	
+860	1469.845	1467.97	
+880	1469.780	1468.05	
+900	1469.714	1468.07	
+920	1469.649	1468.34	
+940	1469.584	1468.78	
+960	1469.518	1468.13	
+980	1469.453	1467.15	
+1000	1469.388	1468.77	
+1020	1469.322	1470.03	
+1040	1469.257	1471.00	
+1060	1469.192	1469.33	
+1080	1469.126	1468.76	
+1100	1469.061	1468.56	
+1120	1468.995	1468.57	
+1140	1468.930	1468.12	
+1160	1468.865	1467.77	
+1180	1468.800	1467.39	
+1200	1468.734	1467.14	
+1220	1468.669	1467.22	
+1240	1468.604	1467.46	
+1260	1468.538	1468.00	
+1280	1468.473	1468.41	
+1300	1468.408	1468.45	
+1320	1468.342	1468.44	
+1340	1468.277	1468.31	
+1360	1468.211	1468.05	
+1380	1468.146	1467.97	
+1400	1468.081	1467.28	
+1420	1468.015	1467.00	
+1440	1467.950	1466.30	
+1460	1467.885	1466.68	
+1480	1467.819	1466.53	
+1500	1467.754	1466.36	
+1520	1467.689	1466.30	
+1540	1467.623	1466.32	
+1560	1467.558	1466.27	
+1580	1467.493	1466.28	
+1600	1467.427	1466.48	
+1620	1467.362	1466.80	
+1640	1467.297	1467.05	
+1660	1467.231	1467.35	
+1680	1467.166	1467.75	
+1700	1467.101	1467.73	
+1720	1467.035	1467.67	
+1740	1466.970	1467.52	
+1760	1466.905	1468.04	
+1780	1466.839	1468.81	
+1800	1466.774	1467.92	
+1820	1466.709	1467.51	
+1840	1466.643	1467.40	
+1860	1466.578	1466.90	
+1880	1466.513	1466.03	
+1900	1466.447	1466.37	
+1920	1466.382	1466.82	
+1940	1466.317	1467.40	
+1960	1466.253	1466.29	
+1980	1466.187	1466.55	
+2000	1466.122	1466.82	
+2020	1466.057	1466.82	
+2040	1465.992	1466.82	
+2060	1465.927	1466.82	
+2080	1465.862	1466.82	
+2100	1465.797	1466.82	
+2120	1465.732	1466.82	
+2140	1465.667	1466.82	
+2160	1465.602	1466.82	
+2180	1465.537	1466.82	
+2200	1465.472	1466.82	
+2220	1465.407	1466.82	
+2240	1465.342	1466.82	
+2260	1465.277	1466.82	
+2280	1465.212	1466.82	
+2300	1465.147	1466.82	
+2320	1465.082	1466.82	
+2340	1465.017	1466.82	
+2360	1464.952	1466.82	
+2380	1464.887	1466.82	
+2400	1464.822	1466.82	
+2420	1464.757	1466.82	
+2440	1464.692	1466.82	
+2460	1464.627	1466.82	
+2480	1464.562	1466.82	
+2500	1464.497	1466.82	
+2520	1464.432	1466.82	
+2540	1464.367	1466.82	
+2560	1464.302	1466.82	
+2580	1464.237	1466.82	
+2600	1464.172	1466.82	
+2620	1464.107	1466.82	
+2640	1464.042	1466.82	
+2660	1463.977	1466.82	
+2680	1463.912	1466.82	
+2700	1463.847	1466.82	
+2720	1463.782	1466.82	
+2740	1463.717	1466.82	
+2760	1463.652	1466.82	
+2780	1463.587	1466.82	
+2800	1463.522	1466.82	



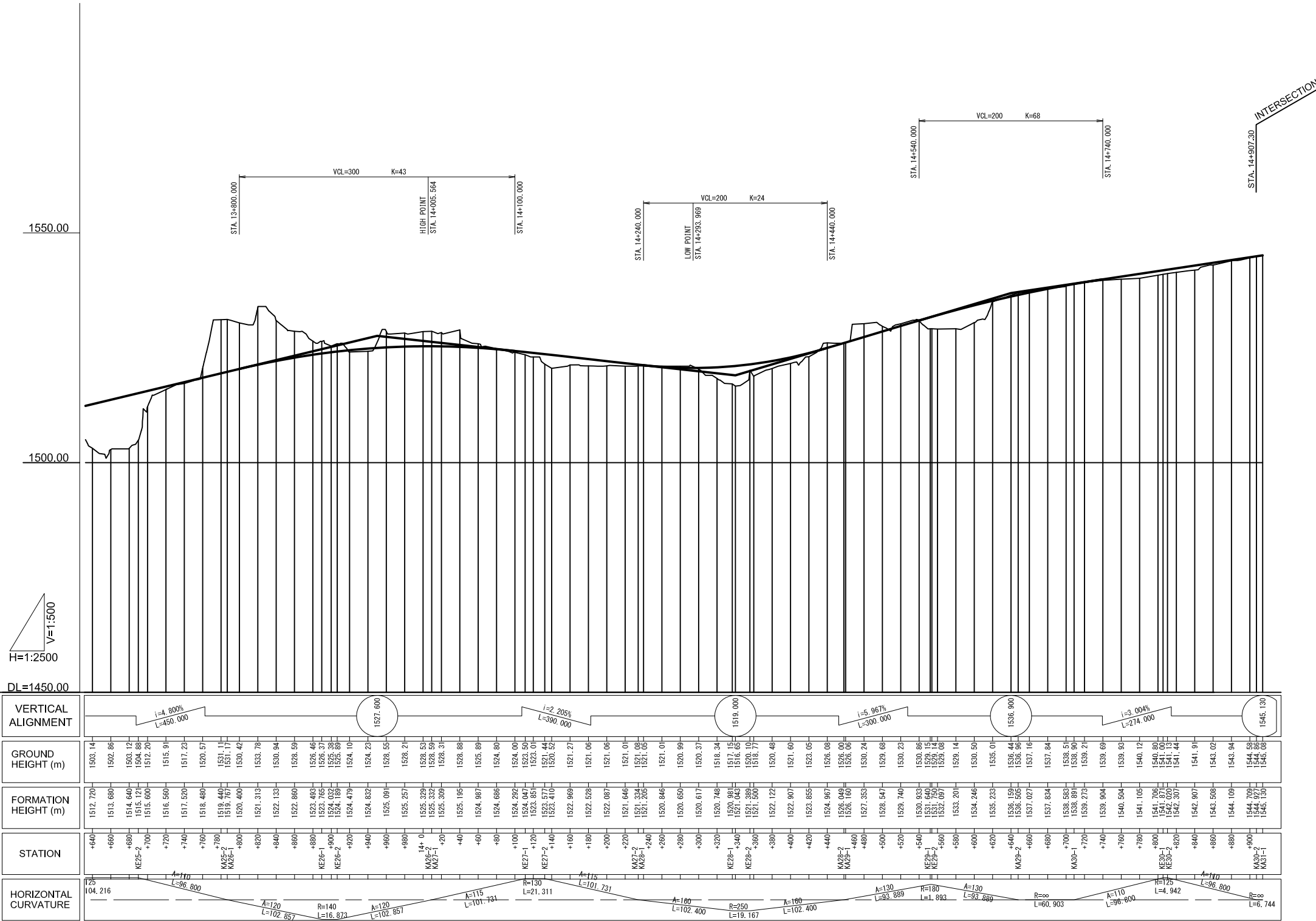
Clients: Japan International Cooperation Agency	Department of Roads Ministry of Physical Infrastructure and Transport Federal Democratic Republic of Nepal	Consultants: CTI Engineering International Co., Ltd. CTI Engineering Co., Ltd.	Project Title: Additional Study of the Suryabinayak-Dhulikhel Road Improvement Project	Sheet Contents: PROFILE	Scale: (A1size)	SHT. NO.
					AS SHOWN	PF-06
					Submission Date March, 2018	



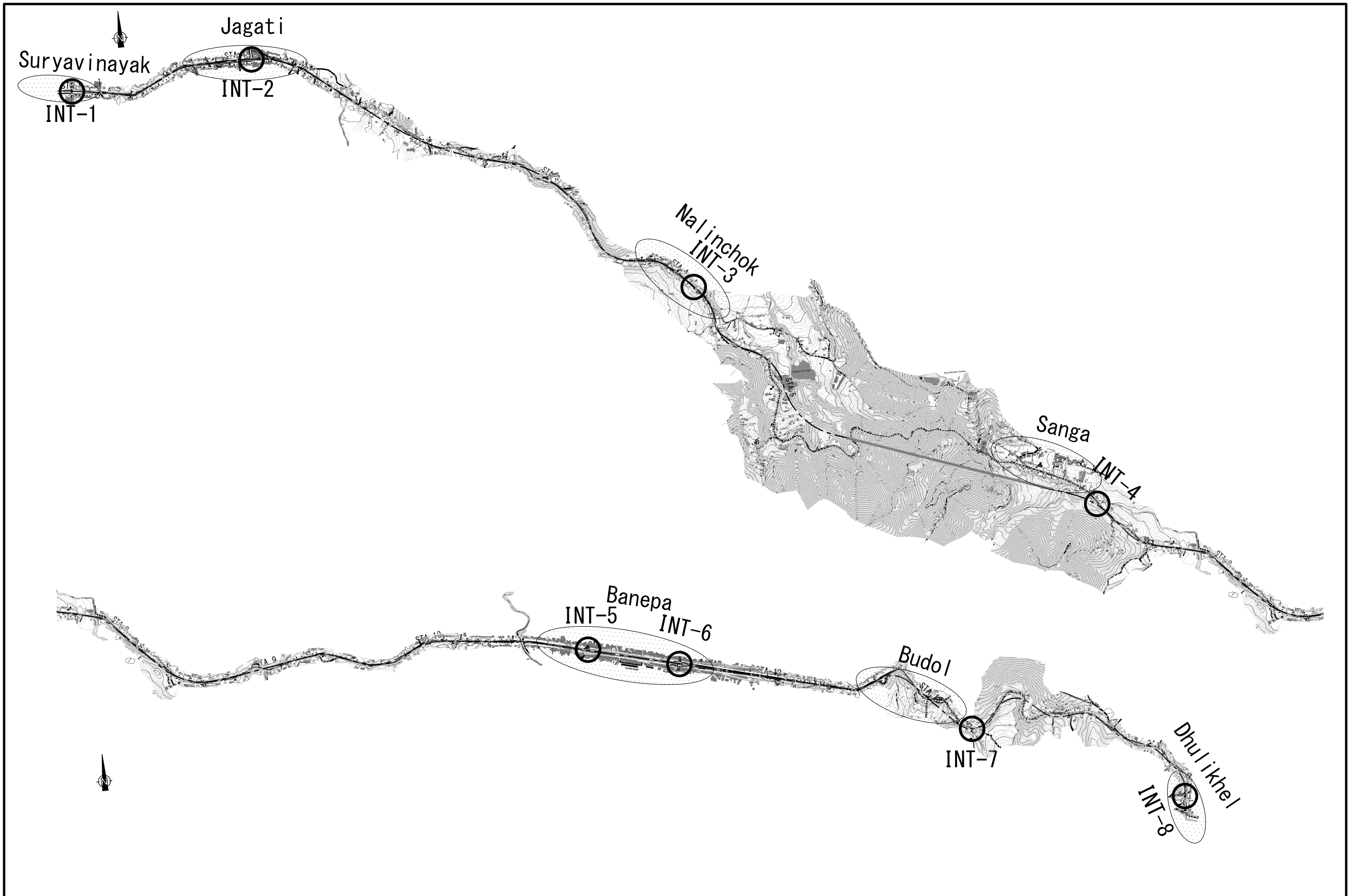
STATION	FORMATION HEIGHT (m)	GROUND HEIGHT (m)	VERTICAL ALIGNMENT
+260	1461.212	1461.022	i=-2.172% L=460.000
+280	1460.778	1460.632	
+300	1460.343	1459.982	1456.000
+320	1459.908	1459.092	
+340	1459.475	1458.372	1452.000
+360	1459.040	1457.612	
+380	1458.606	1456.952	1448.000
+400	1458.172	1456.112	
+420	1457.762	1455.452	1444.000
+440	1457.404	1454.692	
+460	1457.096	1454.212	1440.000
+480	1456.837	1454.002	
+500	1456.630	1453.532	1436.000
+520	1456.473	1453.382	
+540	1456.367	1453.402	1432.000
+560	1456.347	1453.972	
+580	1456.305	1453.172	1428.000
+600	1456.350	1452.972	
+620	1456.420	1452.892	1424.000
+640	1456.490	1452.302	
+660	1456.560	1452.152	1420.000
+680	1456.630	1452.202	
+700	1456.700	1452.462	1416.000
+720	1456.770	1452.692	
+740	1456.840	1453.022	1412.000
+760	1456.910	1453.052	
+780	1456.980	1454.272	1408.000
+800	1457.050	1454.952	
+820	1457.120	1455.592	1404.000
+840	1457.190	1456.032	
+860	1457.260	1456.792	1400.000
+880	1457.330	1457.012	
+900	1457.400	1457.112	1396.000
+920	1457.470	1455.572	
+940	1457.540	1457.452	1392.000
+960	1457.610	1457.342	
+980	1457.680	1457.402	1388.000
+1000	1457.750	1457.462	
+1020	1457.820	1457.802	1384.000
+1040	1457.890	1457.582	
+1060	1457.960	1457.842	1380.000
+1080	1458.030	1458.012	
+1100	1458.100	1458.002	1376.000
+1120	1458.170	1457.962	
+1140	1458.240	1457.912	1372.000
+1160	1458.310	1457.722	
+1180	1458.380	1457.532	1368.000
+1200	1458.450	1457.522	
+1220	1458.520	1457.512	1364.000
+1240	1458.590	1457.512	
+1260	1458.660	1457.572	1360.000
+1280	1458.730	1457.722	
+1300	1458.800	1458.002	1356.000
+1320	1458.870	1458.012	
+1340	1458.940	1458.132	1352.000
+1360	1459.008	1458.252	
+1380	1459.063	1458.362	1348.000
+1400	1459.103	1458.482	
+1420	1459.128	1458.592	1344.000
+1440	1459.138	1458.722	
+1460	1459.133	1458.842	1340.000
+1480	1459.112	1458.942	
+1500	1459.077	1458.212	1336.000
+1520	1459.026	1458.612	
+1540	1458.963	1458.142	1332.000
+1560	1458.883	1457.952	
+1580	1458.786	1455.562	1328.000
+1600	1458.675	1457.022	
+1620	1458.550	1456.562	1324.000
+1640	1458.409	1456.332	
+1660	1458.256	1456.222	1320.000
+1680	1458.100	1456.402	
+1700	1457.944	1457.012	1316.000
+1720	1457.789	1457.162	
+1740	1457.633	1457.892	1312.000
+1760	1457.478	1458.412	
+1780	1457.322	1459.032	1308.000
+1800	1457.167	1459.972	
+1820	1457.011	1460.152	1304.000
+1840	1456.856	1460.392	
+1860	1456.700	1460.722	1300.000
+1880	1456.544	1460.232	
+1900	1456.389	1459.812	1296.000
+1920	1456.239	1459.142	
+1940	1456.163	1458.352	1292.000
+1960	1456.197	1457.672	







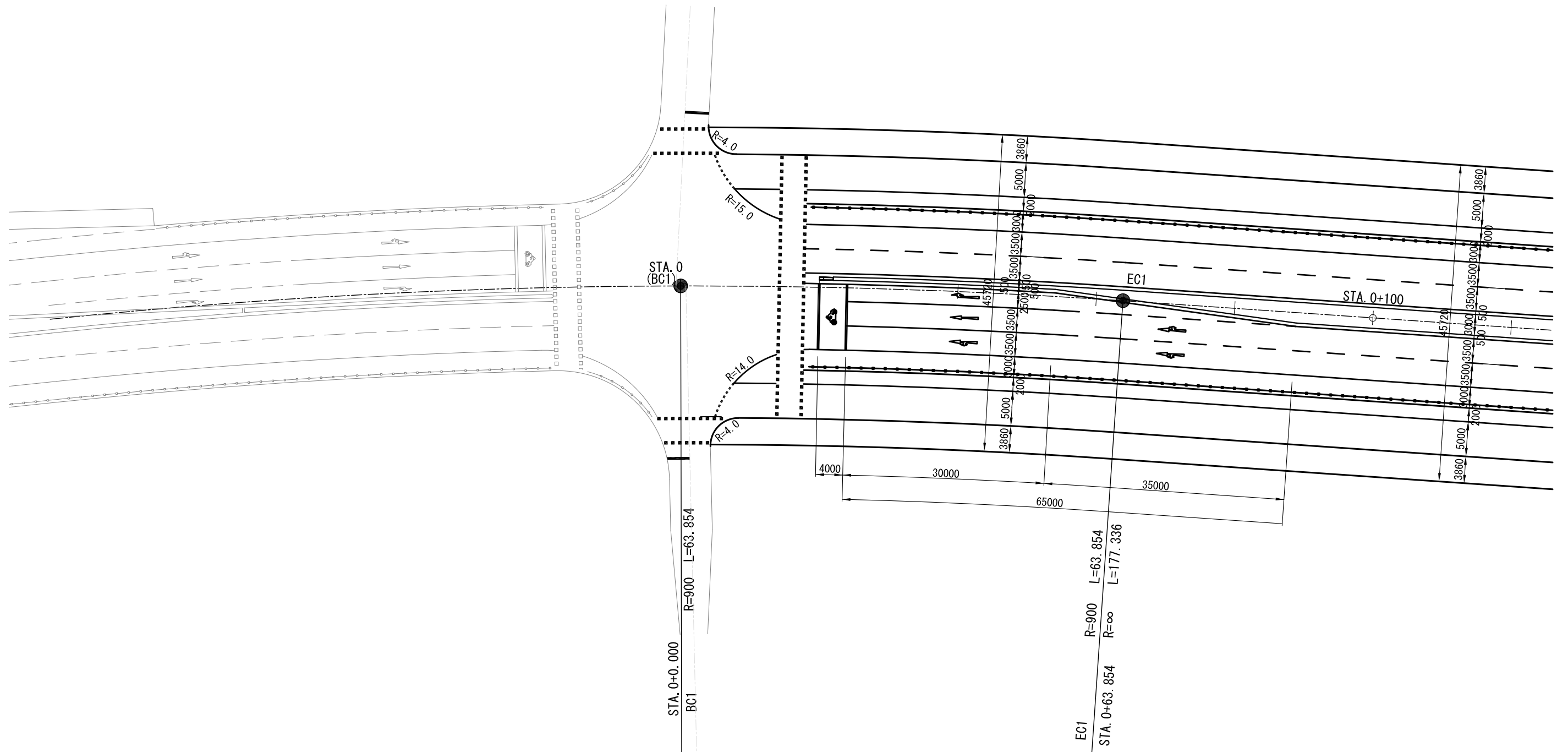
VERTICAL ALIGNMENT	GROUND HEIGHT (m)	FORMATION HEIGHT (m)	STATION	HORIZONTAL CURVATURE
1455.300	1456.92	1456.197	+960	
	1456.11	1456.340	+980	
	1455.63	1456.590	12+0	
	1455.37	1456.95	+20	
	1455.34	1457.418	+40	
	1455.52	1457.995	+60	
	1455.94	1458.679	+80	
	1456.32	1459.473	+100	
	1457.56	1460.375	+120	
	1459.07	1461.385	+140	
	1460.50	1462.503	+160	
	1462.03	1463.700	+180	
	1463.87	1464.900	+200	
	1465.28	1466.100	+220	
	1466.88	1467.300	+240	
	1468.37	1468.500	+260	
	1470.09	1469.700	+280	
	1471.47	1470.900	+300	
	1472.86	1472.100	+320	
	1473.94	1473.300	+340	
	1474.71	1474.447	+360	
	1475.44	1475.488	+380	
	1475.84	1476.424	+400	
	1476.00	1477.254	+420	
	1476.02	1477.978	+440	
	1476.02	1478.011	+440	
	1476.20	1478.596	+460	
	1476.97	1479.100	+480	
	1477.71	1479.515	+500	
	1478.00	1479.817	+520	
	1478.07	1479.996	+520	
	1478.06	1480.017	+540	
	1478.63	1480.155	+560	
	1480.12	1480.297	+580	
	1480.32	1480.439	+600	
	1480.52	1480.582	+620	
	1480.67	1480.726	+640	
	1480.79	1480.870	+660	
	1481.01	1480.967	+680	
	1481.14	1481.009	+700	
	1481.16	1481.152	+720	
	1481.00	1481.294	+740	
	1480.17	1481.436	+760	
	1478.64	1481.478	+780	
	1474.91	1481.579	+800	
	1471.09	1481.721	+820	
	1469.29	1481.820	+840	
	1471.21	1481.884	+860	
	1477.59	1482.006	+880	
	1478.89	1482.148	+900	
	1478.50	1482.291	+920	
	1479.54	1482.433	+940	
	1481.76	1482.576	+960	
	1481.82	1482.699	+980	
	1482.01	1482.718	+1000	
	1481.80	1482.861	+1020	
	1483.95	1483.003	+1040	
	1484.34	1483.145	+1060	
	1484.04	1483.288	+1080	
	1484.56	1483.478	+1100	
	1481.53	1483.765	+1120	
	1481.94	1484.146	+1140	
	1478.80	1484.624	+1160	
	1477.38	1485.197	+1180	
	1478.93	1485.866	+1200	
	1482.05	1486.631	+1220	
	1484.18	1487.492	+1240	
	1486.05	1488.448	+1260	
	1488.70	1489.039	+1280	
	1489.13	1489.039	+1300	
	1490.66	1489.500	+1320	
	1492.00	1490.600	+1340	
	1494.45	1491.700	+1360	
	1494.45	1492.800	+1380	
	1494.99	1493.900	+1400	
	1495.22	1494.817	+1420	
	1495.41	1495.000	+1440	
	1496.06	1495.100	+1460	
	1496.50	1495.200	+1480	
	1496.93	1495.300	+1500	
	1497.00	1495.400	+1520	
	1497.03	1495.600	+1540	
	1497.17	1495.500	+1560	
	1498.41	1500.500	+1580	
	1499.02	1501.500	+1600	
	1499.37	1502.672	+1620	
	1499.71	1503.737	+1640	
	1499.90	1504.788	+1660	
	1500.30	1505.296	+1680	
	1500.46	1505.825	+1700	
	1502.16	1506.849	+1720	
	1503.40	1507.857	+1740	
	1504.03	1508.852	+1760	
	1505.20	1509.833	+1780	
	1505.95	1510.114	+1800	
	1505.16	1510.800	+1820	
	1503.14	1511.760	+1840	
	1502.96	1512.720	+1860	
		1513.680	+1880	







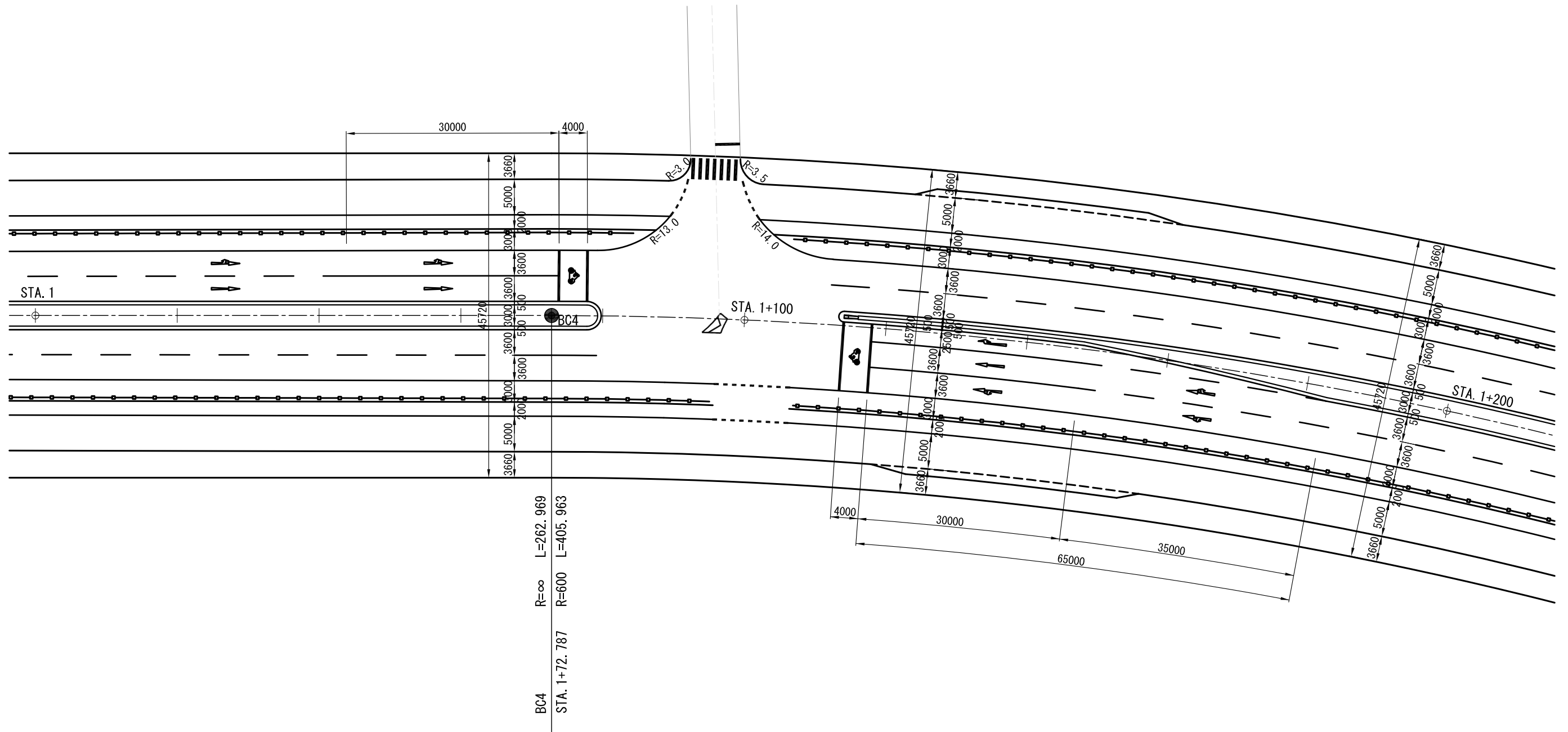
Clients:	Department of Roads Ministry of Physical Infrastructure and Transport Federal Democratic Republic of Nepal	Consultants:	CTI Engineering International Co., Ltd. CTI Engineering Co., Ltd.	Project Title:	Additional Study of the Suryabinayak-Dhulikhel Road Improvement Project	Sheet Contents:	PROFILE	Scale: (A1size) AS SHOWN Submission Date March, 2018	SHT. NO. PF-09
----------	--	--------------	--	----------------	---	-----------------	---------	---	-------------------

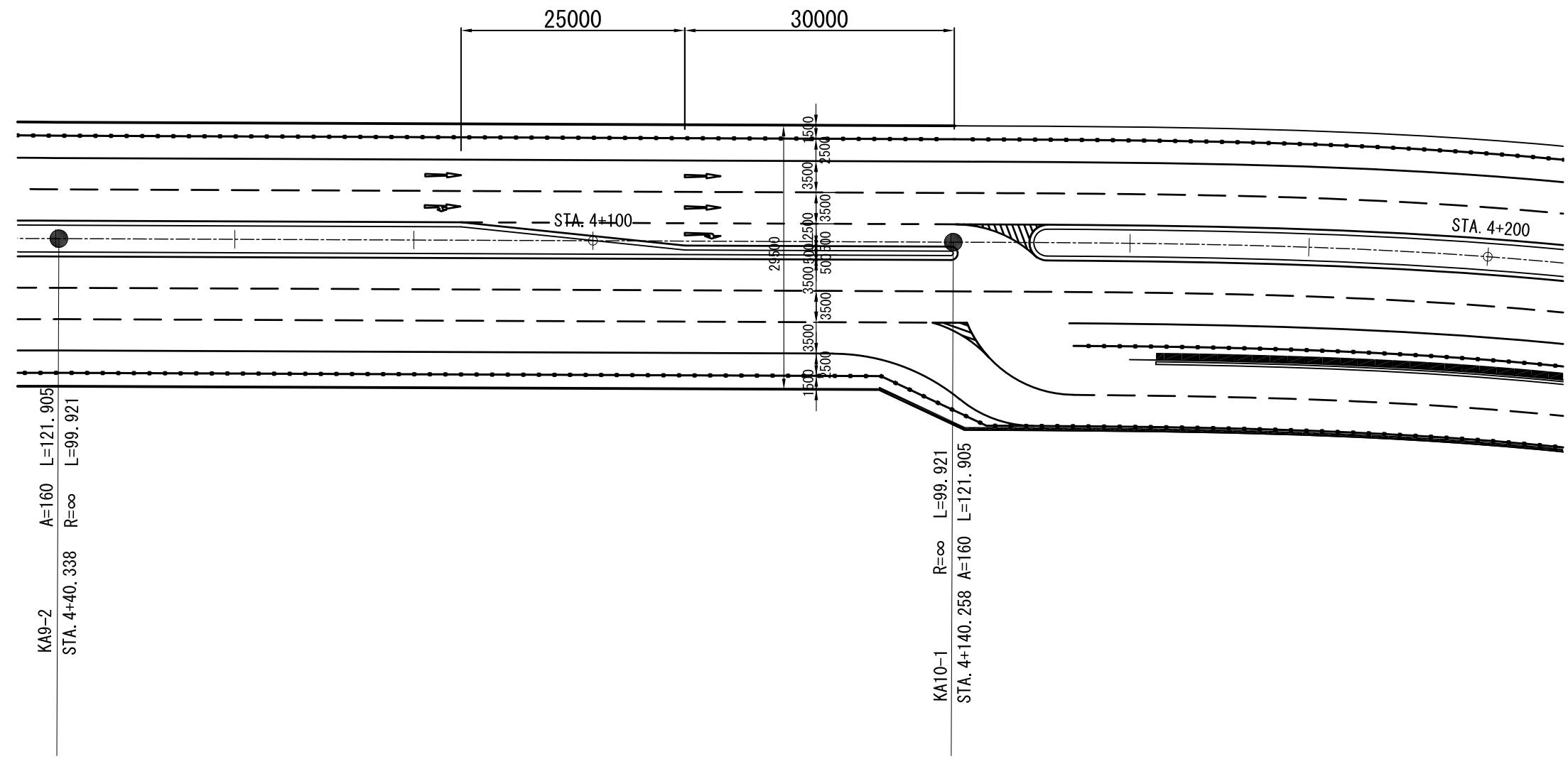






Clients:  Japan International Cooperation Agency	 Department of Roads Ministry of Physical Infrastructure and Transport Federal Democratic Republic of Nepal	Consultants:  CTI Engineering International Co., Ltd.  CTI Engineering Co., Ltd.	Project Title: Additional Study of the Suryabinayak-Dhulikhel Road Improvement Project	Sheet Contents: LOCATION OF INTERSECTIONS	Scale: (A1size) 1:1000 Submission Date March, 2018	SHT. NO. IP-01
--	--	--	--	--	---	-------------------

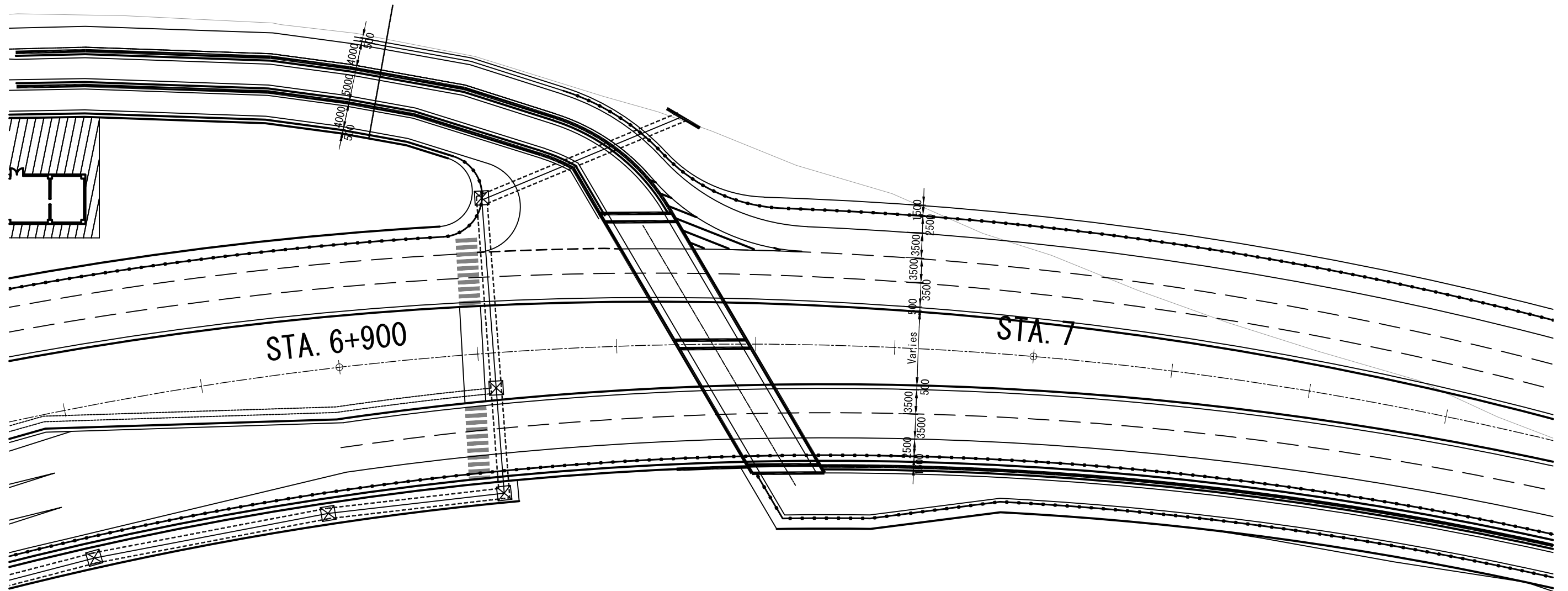






Clients:  Japan International Cooperation Agency	 Department of Roads Ministry of Physical Infrastructure and Transport Federal Democratic Republic of Nepal	Consultants:  CTI Engineering International Co., Ltd.  CTI Engineering Co., Ltd.	Project Title: Additional Study of the Suryabinayak-Dhulikhel Road Improvement Project	Sheet Contents: PLAN OF INTERSECTIONS INT-1 (0+000)	Scale: (A1size) 1:300 Submission Date March, 2018 SHT. NO. IP-02
--	--	--	--	---	---

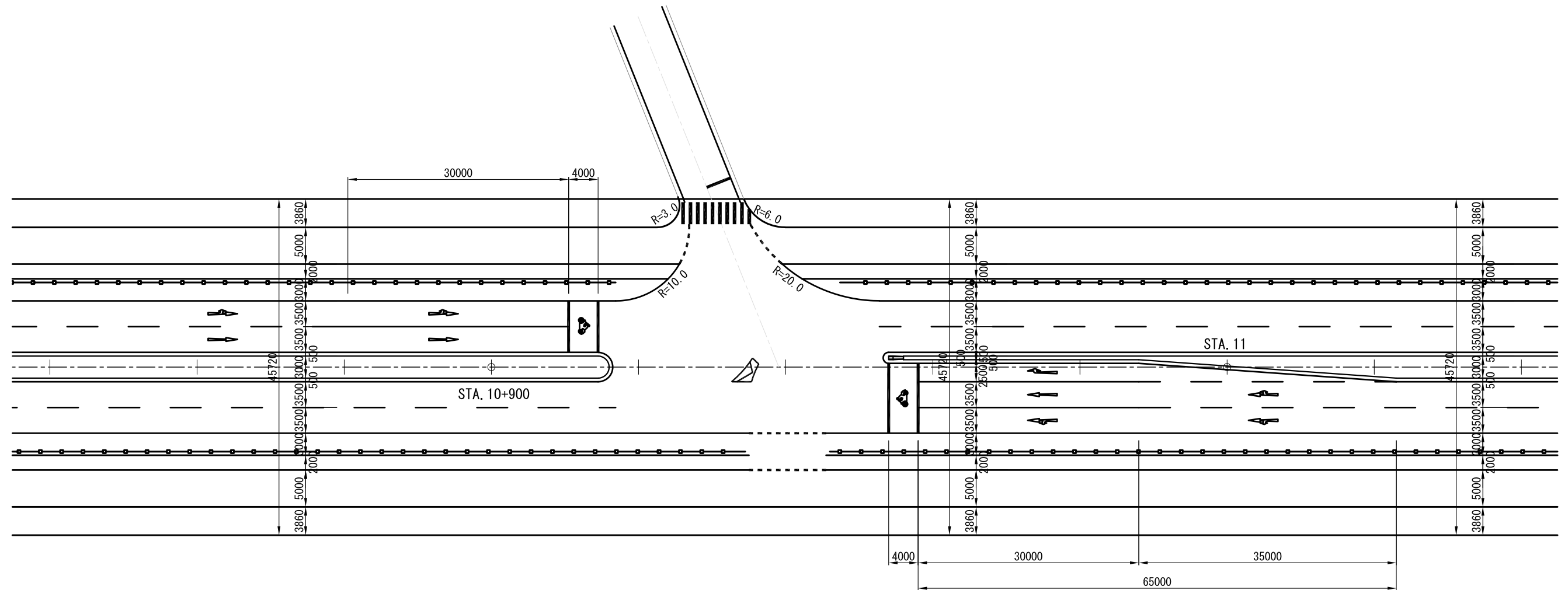








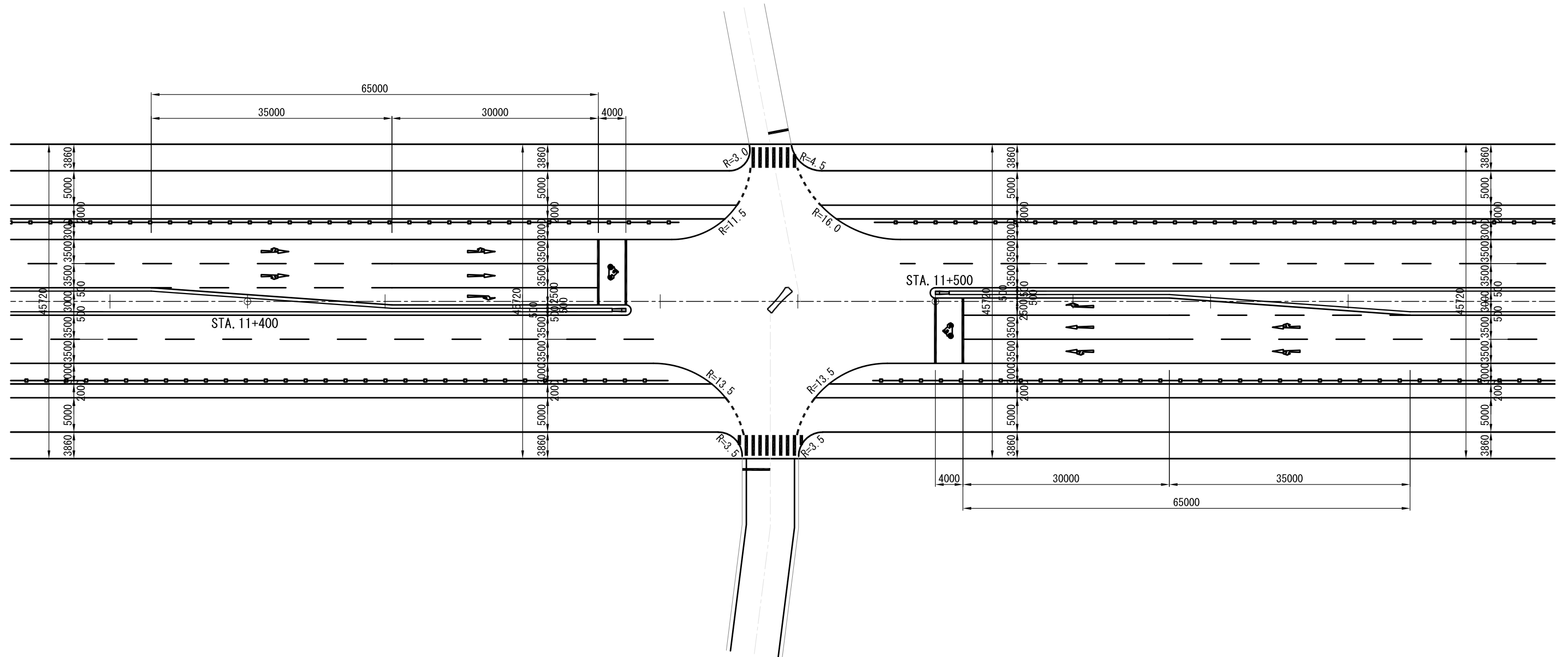
Clients:  Japan International Cooperation Agency	 Department of Roads Ministry of Physical Infrastructure and Transport Federal Democratic Republic of Nepal	Consultants:  CTI Engineering International Co., Ltd.  CTI Engineering Co., Ltd.	Project Title: Additional Study of the Suryabinayak-Dhulikhel Road Improvement Project	Sheet Contents: PLAN OF INTERSECTIONS INT-3 (4+140)	Scale: (A1size) 1:300 Submission Date March, 2018 SHT. NO. IP-04
--	--	--	--	---	---







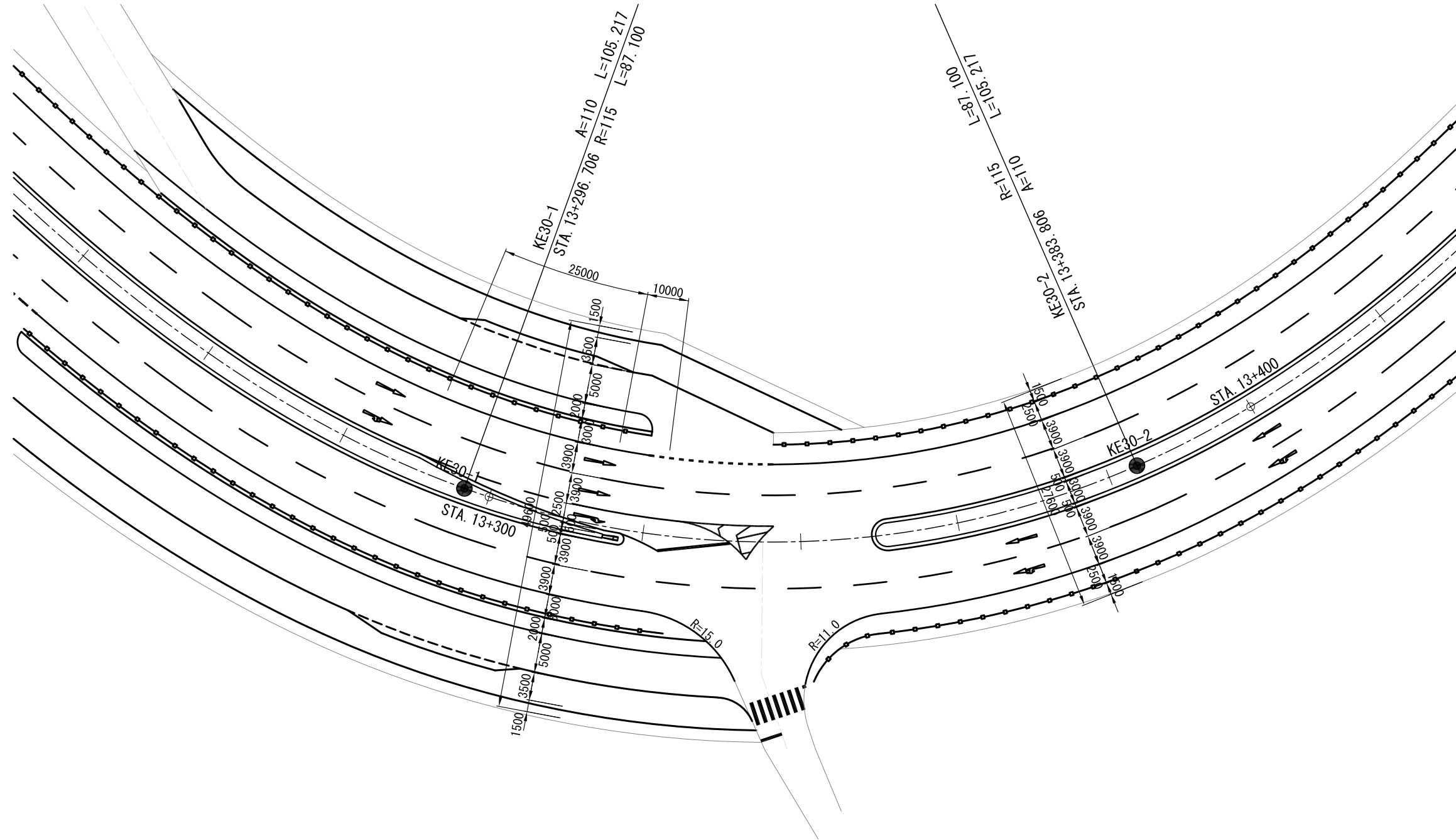
Clients:  Japan International Cooperation Agency	 Department of Roads Ministry of Physical Infrastructure and Transport Federal Democratic Republic of Nepal	Consultants:  CTI Engineering International Co., Ltd.  CTI Engineering Co., Ltd.	Project Title: Additional Study of the Suryabinayak-Dhulikhel Road Improvement Project	Sheet Contents: PLAN OF INTERSECTIONS INT-4 (6+960)	Scale: (A1size) 1:300 Submission Date March, 2018	SHT. NO. IP-05
--	--	--	--	---	--	-------------------







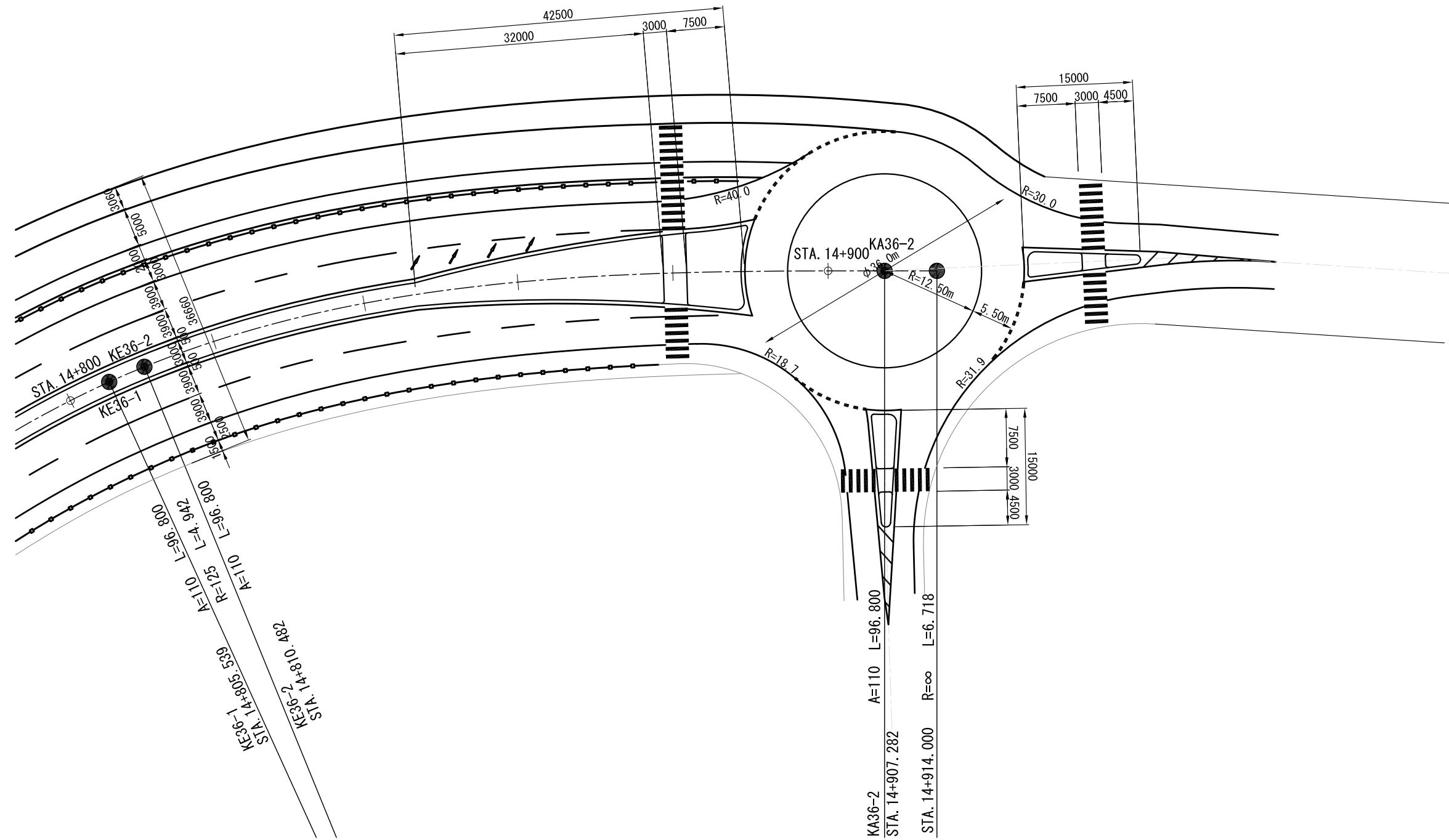
Clients:  Japan International Cooperation Agency	 Department of Roads Ministry of Physical Infrastructure and Transport Federal Democratic Republic of Nepal	Consultants:  CTI Engineering International Co., Ltd.  CTI Engineering Co., Ltd.	Project Title: Additional Study of the Suryabinayak-Dhulikhel Road Improvement Project	Sheet Contents: PLAN OF INTERSECTIONS INT-5 (10+939)	Scale: (A1size) 1:300 Submission Date March, 2018	SHT. NO. IP-06
--	--	--	--	--	--	-------------------







Clients:  Japan International Cooperation Agency	 Department of Roads Ministry of Physical Infrastructure and Transport Federal Democratic Republic of Nepal	Consultants:  CTI Engineering International Co., Ltd.  CTI Engineering Co., Ltd.	Project Title: Additional Study of the Suryabinayak-Dhulikhel Road Improvement Project	Sheet Contents: PLAN OF INTERSECTIONS INT-6 (11+478)	Scale: (A1size) 1:300 Submission Date March, 2018	SHT. NO. IP-07
--	--	--	--	--	--	-------------------



Clients:  Japan International Cooperation Agency	 Department of Roads Ministry of Physical Infrastructure and Transport Federal Democratic Republic of Nepal	Consultants:  CTI Engineering International Co., Ltd.  CTI Engineering Co., Ltd.	Project Title: Additional Study of the Suryabinayak-Dhulikhel Road Improvement Project	Sheet Contents: PLAN OF INTERSECTIONS INT-7 (13+335)	Scale: (A1size) 1:300 Submission Date March, 2018	SHT. NO. IP-08
--	--	--	--	--	--	-------------------



Clients:  Japan International Cooperation Agency	 Department of Roads Ministry of Physical Infrastructure and Transport Federal Democratic Republic of Nepal	Consultants:  CTI Engineering International Co., Ltd.  CTI Engineering Co., Ltd.	Project Title: Additional Study of the Suryabinayak-Dhulikhel Road Improvement Project	Sheet Contents: PLAN OF INTERSECTIONS INT-8 (14+907)	Scale: (A1size) 1:300 Submission Date March, 2018 SHT. NO. IP-09
--	--	--	--	--	---