

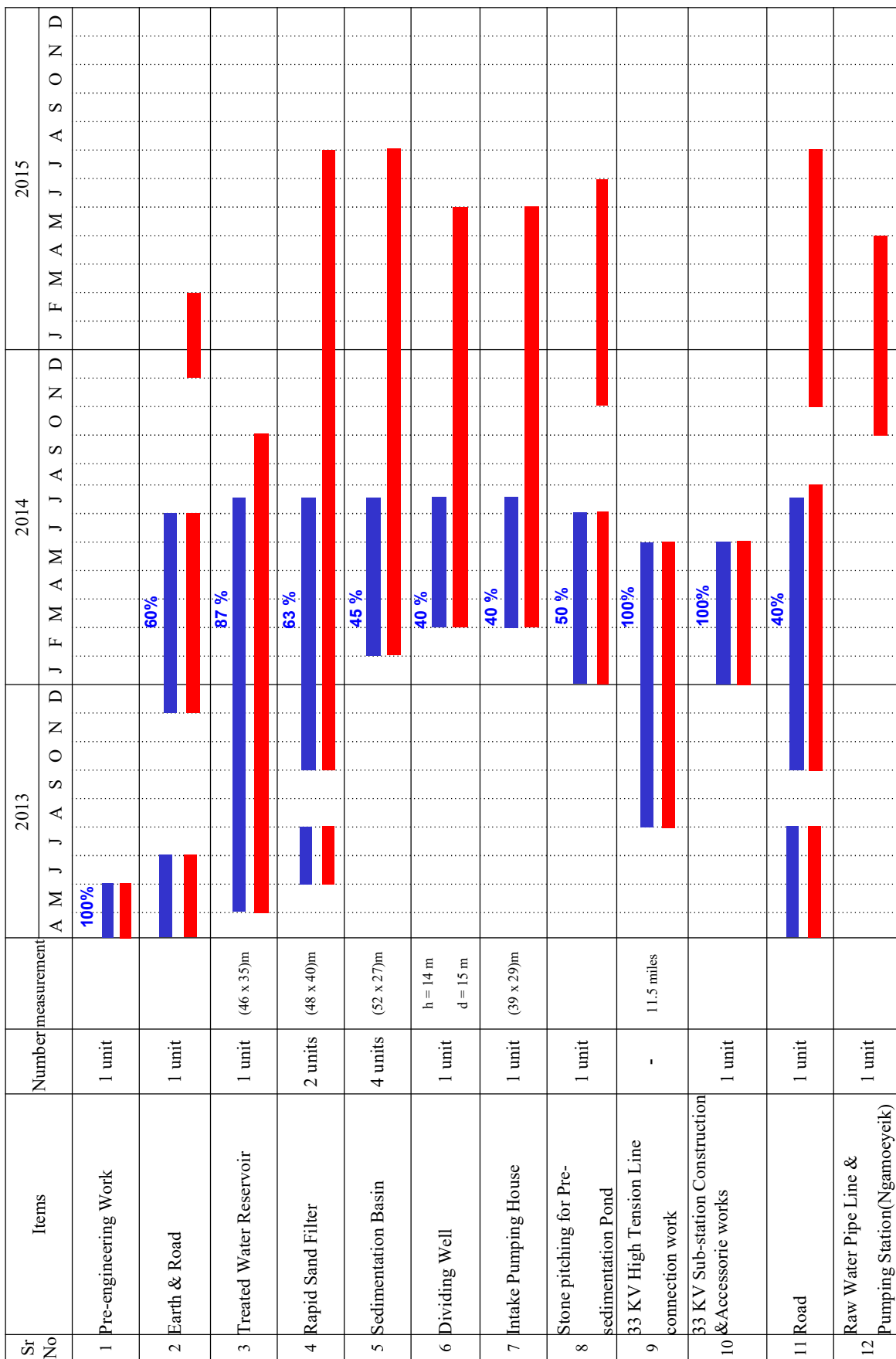
လတ္တန်းပြင် ရေသန့်စင်စက်ရုံ တည်ဆောက်ခြင်းလုပ်ငန်း
 လုပ်ငန်းလျာထားချက်နှင့် ပြီးစီးမှုဇယား (စုစုပေါင်းပြီးစီးမှု - 6၁%)

စဉ်	တည်ဆောက်ရေးလုပ်ငန်း	အရေအတွက်	အတိုင်းအတာ	၂၀၁၃				၂၀၁၄				၂၀၁၅					
				မေ	ဇွန်	ဇူလိုင်	ဇူလိုင်	ဇူလိုင်	ဇူလိုင်	ဇူလိုင်	ဇူလိုင်	ဇူလိုင်	ဇူလိုင်	ဇူလိုင်	ဇူလိုင်	ဇူလိုင်	
၁။	Pre-engineering Work	1 unit		100%													
၂။	မြေသားပြင်ခြင်းနှင့်ဆက်စပ်လုပ်ငန်းများ	1 unit						60%									
၃။	Treated Water Reservoir	1 unit	(46 x 35)m					87%									
၄။	Rapid Sand Filter	2 units	(48 x 40)m					63%									
၅။	Sedimentation Basin	4 units	(52 x 27)m					43%									
၆။	Dividing Well	1 unit	h = 14 m d = 15 m					40%									
၇။	Intake Pumping House	1 unit	(39 x 29)m					40%									
၈။	Pre-sedimentation Pond	1 unit						50%									
၉။	33 kV High Tension Line သွယ်တန်းခြင်း		11.5 miles					100%									
၁၀။	33 kV Sub-station ခါးတားခွဲရုံ	1 unit						100%									
၁၁။	ဆောက်လုပ်ခြင်းနှင့်ဆက်စပ်လုပ်ငန်းများ																
၁၂။	ရေလမ်းလုပ်ငန်း (တျောက်ခင်းခြင်း)	1 unit						40%									
၁၃။	Raw Water Pipe Line & Pumping Station	1 unit															

Lagunbyin Water Treatment Plant

July 2014

Schedule & Workdone Chart (Total Workdone 61%)



Lagunbyin Water Treatment Plant

Schedule & Workdone Chart (Total Workdone 68%)

August 2014

Sr No	Items	Number measurement	2013												2014												2015											
			A	M	J	J	A	S	O	N	D	J	F	M	A	M	J	J	A	S	O	N	D	J	F	M	A	M	J	J	A	S	O	N	D			
1	Pre-engineering Work	1 unit	100%																																			
2	Earth & Road	1 unit	50%												50%												50%											
3	Treated Water Reservoir (46 x 35)m	1 unit	91%												91%												91%											
4	Rapid Sand Filter (48 x 40)m	2 units	66%												66%												66%											
5	Sedimentation Basin (52 x 27)m	4 units	48%												48%												48%											
6	Dividing Well h = 14 m d = 15 m	1 unit	40%												40%												40%											
7	Intake Pumping House (39 x 29)m	1 unit	40%												40%												40%											
8	Stone pitching for Pre-sedimentation Pond	1 unit	50%												50%												50%											
9	33 KV High Tension Line connection work 11.5 miles	-	100%												100%												100%											
10	33 KV Sub-station Construction & Accessorie works	1 unit	100%												100%												100%											
11	Road	1 unit	60%												60%												60%											
12	Raw Water Pipe Line & Pumping Station(Ngamoeyeik)	1 unit																																				

Lagunbyin Water Treatment Plant

September 2014

Schedule & Workdone Chart (Total Workdone 68.6%)

Sr No	Items	Number	measurement	2013				2014				2015							
				A	M	J	J	A	M	J	J	A	M	J	J				
1	Pre-engineering Work	1 unit		100%															
2	Earth & Road	1 unit						50%											
3	Treated Water Reservoir	1 unit	(46 x 35)m																
4	Rapid Sand Filter	2 units	(48 x 40)m					66%											
5	Sedimentation Basin	4 units	(52 x 27)m					45%											
6	Dividing Well	1 unit	h = 14 m d = 15 m					40%											
7	Intake Pumping House	1 unit	(39 x 29)m					40%											
8	Stone pitching for Pre-sedimentation Pond	1 unit						50%											
9	33 KV High Tension Line connection work	-	11.5 miles					100%											
10	33 KV Sub-station Construction & Accessorie works	1 unit						100%											
11	Road	1 unit						60%											
12	Raw Water Pipe Line & Pumping Station(Ngamoeyeik)	1 unit																	

Lagunbyin Water Treatment Plant

Schedule & Workdone Chart (Total Workdone 69.5%)

October 2014

Sr No	Items	Number	measurement	2013												2014												2015											
				A	M	J	J	A	S	O	N	D	J	F	M	A	M	J	J	A	S	O	N	D	J	F	M	A	M	J	J	A	S	O	N	D			
1	Pre-engineering Work	1 unit		100%																																			
2	Earth & Road	1 unit		60%												97%												60%											
3	Treated Water Reservoir	1 unit	(46 x 35)m	97%												98%												50%											
4	Rapid Sand Filter	2 units	(48 x 40)m	50%												40%												40%											
5	Sedimentation Basin	4 units	(52 x 27)m	50%												40%												50%											
6	Dividing Well	1 unit	h = 14 m d = 15 m	40%												50%												100%											
7	Intake Pumping House	1 unit	(39 x 29)m	40%												50%												100%											
8	Stone pitching for Pre-sedimentation Pond	1 unit		50%												100%												100%											
9	33 KV High Tension Line connection work	-	11.5 miles	100%												100%												60%											
10	33 KV Sub-station Construction & Accessorie works	1 unit		100%												100%												60%											
11	Road	1 unit		60%												60%												60%											
12	Raw Water Pipe Line & Pumping Station(Ngamoeyeik)	1 unit																																					

Lagunbyin Water Treatment Plant

November 2014

Schedule & Workdone Chart (Total Workdone 70%)

Sr No	Items	Number measurement	2013												2014												2015											
			A	M	J	J	A	S	O	N	D	J	F	M	A	M	J	J	A	S	O	N	D	J	F	M	A	M	J	J	A	S	O	N	D			
1	Pre-engineering Work	1 unit	100%																																			
2	Treated Water Reservoir	1 unit (46 x 35)m	98%																																			
3	Rapid Sand Filter	2 units (48 x 40)m	68.5%																																			
4	Sedimentation Basin	4 units (52 x 27)m	55%																																			
5	Dividing Well	1 unit h = 14 m d = 15 m	64%																																			
6	Intake Pumping House	1 unit (39 x 29)m	40%																																			
7	Mechanical Works (Pumps, Valves, Pipes,...)																																					
8	Earth Work & Stone pitching for Pre-sedimentation Pond	1 unit	55%																																			
9	33 KV High Tension Line connection work	11.5 miles	100%																																			
10	33 KV Sub-station Construction & Accessorie works	1 unit	100%																																			
11	Road	1 unit	90%																																			
12	Raw Water Pipe Line & Pumping Station	1 unit																																				

Sedimentation Basin (2)

No	Particular	2014												2015												AMOUNT M ³	Finishing		Remark
		OCT				NOV				DEC				JAN				FEB				MAR					Amount	Percent	
		1	2	3	4	1	2	3	4	1	2	3	4	1	2	3	4	1	2	3	4	1	2	3	4				
1	Base Slab Concreting																									1051	1051	100%	
2	Super Structure Concreting (Wall,Beam,Column)																									1027.22	234	23%	
3	Roof slab																									216m3	-	0%	
4	Mechanicl and Electrical work																									100%	-	0%	

Sedimentation Basin (3)

No	Particular	2014												2015												AMOUNT M ³	Finishing		Remark
		OCT				NOV				DEC				JAN				FEB				MAR					Amount	Percent	
		1	2	3	4	1	2	3	4	1	2	3	4	1	2	3	4	1	2	3	4	1	2	3	4				
1	Base Slab Concreting																									1051	1051	100%	
2	Super Structure Concreting (Wall,Beam,Column)																									1027.22	268	26%	
3	Roof slab																									216m3	-	0%	
4	Mechanicl and Electrical work																									100%	-	0%	

Sedimentation Basin (4)

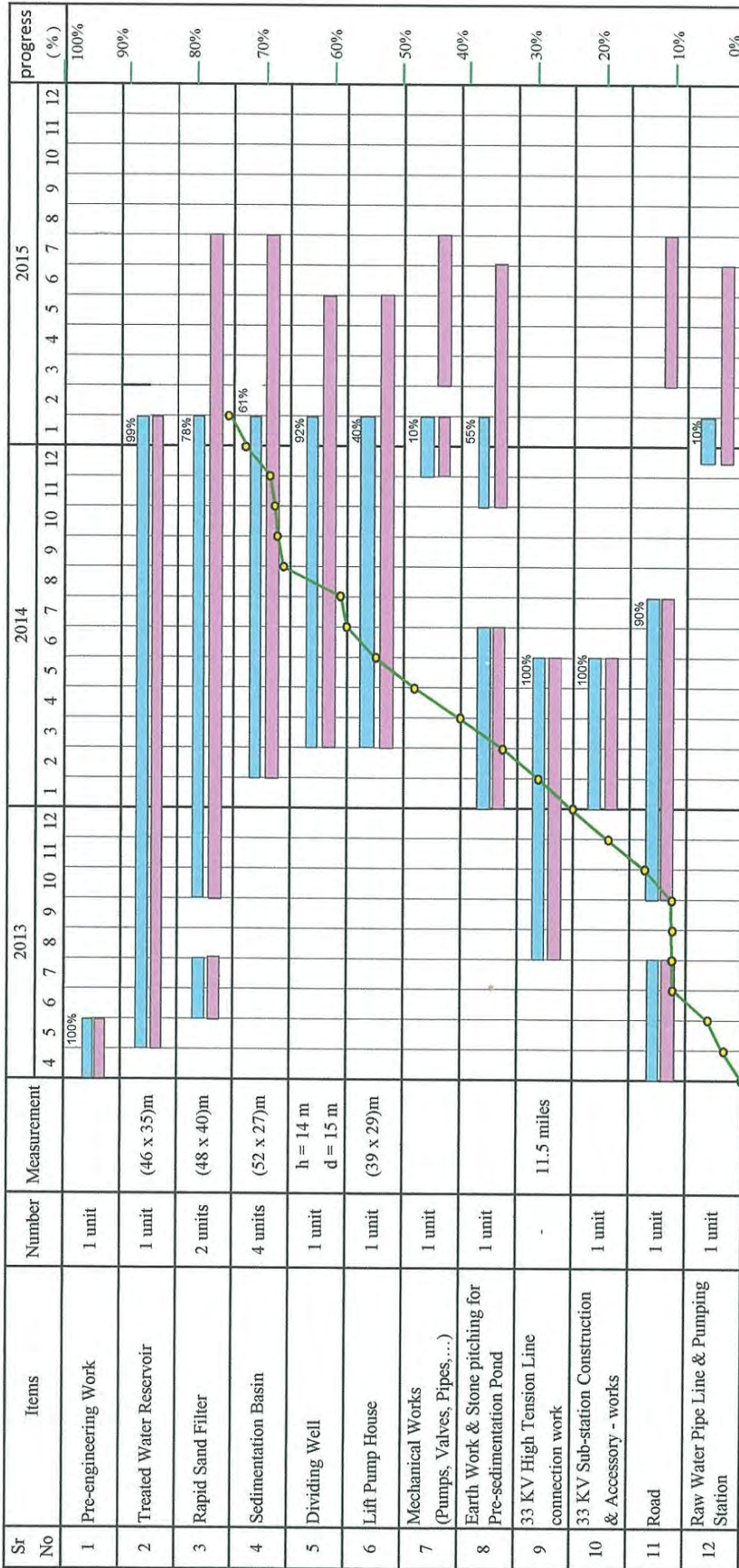
No	Particular	2014												2015												AMOUNT M ³	Finishing		Remark
		OCT				NOV				DEC				JAN				FEB				MAR					Amount	Percent	
		1	2	3	4	1	2	3	4	1	2	3	4	1	2	3	4	1	2	3	4	1	2	3	4				
1	Base Slab Concreting																									1051	1051	100%	
2	Super Structure Concreting (Wall,Beam,Column)																									1027.22	262	26%	
3	Roof slab																									216m3	-	0%	
4	Mechanicl and Electrical work																									100%	-	0%	

lift Pump

No	Particular	2014												2015												AMOUNT M ³	Finishing		Remark
		OCT				NOV				DEC				JAN				FEB				MAR					Amount	Percent	
		1	2	3	4	1	2	3	4	1	2	3	4	1	2	3	4	1	2	3	4	1	2	3	4				
1	Base Slab Concreting																									150	150	100%	
2	Tie Beam Level (1)																									60	60	100%	
3	Tie Beam Level (2)																									50	50	100%	
4	Floor slab level																									74	74	100%	
5	Tie Beam Level (3)																									97			
6	Tie Beam Level (4)																									97			
7	Top Floor Level																									93			
8	Mechanical & Electrical Work																									100			

Lagunbyin Water Treatment Plant

Schedule & Workdone Chart (Total Workdone 76%) 31.1.15



Rapid Sand Filter Work Schedule (1)

No	Particular	2014												2015												AMOUNT	Finishing		Remark	
		OCT				NOV				DEC				JAN				FEB				MAR					M ³	Amount		Percent
		1	2	3	4	1	2	3	4	1	2	3	4	1	2	3	4	1	2	3	4	1	2	3	4					
1	Base Slab Concreting																									1773	1773	100%		
2	Super Structure Concreting-I (Wall,Beam,Column,Slab)(4.3to8.4)	[Gantt chart showing work from Oct 1 to Jan 4]																								1858	1039	56%		
3	Filter Precast Slab	[Gantt chart showing work from Oct 1 to Oct 4]																								155	-	0%		
4	Super Structure Concreting-II (Wall,Beam,Column,Slab)(8.4to10.5)	[Gantt chart showing work from Dec 1 to Feb 4]																								718	298	42%		
5	Brick Work & Plastering	[Gantt chart showing work from Feb 1 to Mar 4]																								102	-	0%		
6	Mechanical and Electrical work	[Gantt chart showing work from Feb 1 to Mar 4]																								100%	-	0%		

Rapid Sand Filter Work Schedule (2)

No	Particular	2014												2015												AMOUNT	Finishing		Remark	
		OCT				NOV				DEC				JAN				FEB				MAR					M ³	Amount		Percent
		1	2	3	4	1	2	3	4	1	2	3	4	1	2	3	4	1	2	3	4	1	2	3	4					
1	Base Slab Concreting																									1773	1773	100%		
2	Super Structure Concreting-I (Wall,Beam,Column,Slab)(4.3to8.4)	[Gantt chart showing work from Oct 1 to Jan 4]																								1858	1605	86%		
3	Filter Precast Slab	[Gantt chart showing work from Oct 1 to Oct 4]																								155	-	0%		
4	Super Structure Concreting-II (Wall,Beam,Column,Slab)(8.4to10.5)	[Gantt chart showing work from Dec 1 to Feb 4]																								718	203	28%		
5	Brick Work & Plastering	[Gantt chart showing work from Feb 1 to Mar 4]																								102	-	0%		
6	Mechanical and Electrical work	[Gantt chart showing work from Feb 1 to Mar 4]																								100%	-	0%		

Clear Water Reservoir

No	Particular	2014												2015												AMOUNT	Finishing		Remark	
		OCT				NOV				DEC				JAN				FEB				MAR					M ³	Amount		Percent
		1	2	3	4	1	2	3	4	1	2	3	4	1	2	3	4	1	2	3	4	1	2	3	4					
1	Base Slab Concreting																									1776	1776	100%		
2	Super Structure Concreting-I (Wall,Beam,Column,Slab)	[Gantt chart showing work from Oct 1 to Jan 4]																								1239	1239	100%		
3	Roof Beam-Slab	[Gantt chart showing work from Oct 1 to Oct 4]																								815	654	80%		
4	Mechanical and Electrical work	[Gantt chart showing work from Oct 1 to Oct 4]																								-	-	0%		

Sedimentation Basin (1)

No	Particular	2014												2015												AMOUNT	Finishing		Remark	
		OCT				NOV				DEC				JAN				FEB				MAR					M ³	Amount		Percent
		1	2	3	4	1	2	3	4	1	2	3	4	1	2	3	4	1	2	3	4	1	2	3	4					
1	Base Slab Concreting	[Gantt chart showing work from Oct 1 to Oct 4]																								1051	1051	100%		
2	Super Structure Concreting (Wall,Beam,Column)	[Gantt chart showing work from Oct 1 to Dec 4]																								1027.22	252	25%		
3	Roof slab	[Gantt chart showing work from Oct 1 to Oct 4]																								216m3	-	0%		
4	Mechanical and Electrical work	[Gantt chart showing work from Dec 1 to Dec 4]																								100%	-	0%		

Sedimentation Basin (2)

No	Particular	2014												2015												AMOUNT	Finishing		Remark	
		OCT				NOV				DEC				JAN				FEB				MAR					M ³	Amount		Percent
		1	2	3	4	1	2	3	4	1	2	3	4	1	2	3	4	1	2	3	4	1	2	3	4					
1	Base Slab Concreting	[Gantt chart showing work from Oct 1 to Oct 4]																								1051	1051	100%		
2	Super Structure Concreting (Wall,Beam,Column)	[Gantt chart showing work from Oct 1 to Dec 4]																								1027.22	273	27%		
3	Roof slab	[Gantt chart showing work from Oct 1 to Oct 4]																								216m3	-	0%		
4	Mechanical and Electrical work	[Gantt chart showing work from Dec 1 to Dec 4]																								100%	-	0%		

Sedimentation Basin (3)

No	Particular	2014												2015												AMOUNT	Finishing		Remark	
		OCT				NOV				DEC				JAN				FEB				MAR					M ³	Amount		Percent
		1	2	3	4	1	2	3	4	1	2	3	4	1	2	3	4	1	2	3	4	1	2	3	4					
1	Base Slab Concreting	[Gantt chart showing work from Oct 1 to Oct 4]																								1051	1051	100%		
2	Super Structure Concreting (Wall,Beam,Column)	[Gantt chart showing work from Oct 1 to Dec 4]																								1027.22	268	26%		
3	Roof slab	[Gantt chart showing work from Oct 1 to Oct 4]																								216m3	-	0%		
4	Mechanical and Electrical work	[Gantt chart showing work from Dec 1 to Dec 4]																								100%	-	0%		

Sedimentation Basin (4)

No	Particular	2014												2015												AMOUNT	Finishing		Remark	
		OCT				NOV				DEC				JAN				FEB				MAR					M ³	Amount		Percent
		1	2	3	4	1	2	3	4	1	2	3	4	1	2	3	4	1	2	3	4	1	2	3	4					
1	Base Slab Concreting	[Gantt chart showing work from Oct 1 to Oct 4]																								1051	1051	100%		
2	Super Structure Concreting (Wall,Beam,Column)	[Gantt chart showing work from Oct 1 to Dec 4]																								1027.22	262	26%		
3	Roof slab	[Gantt chart showing work from Oct 1 to Oct 4]																								216m3	-	0%		
4	Mechanical and Electrical work	[Gantt chart showing work from Dec 1 to Dec 4]																								100%	-	0%		

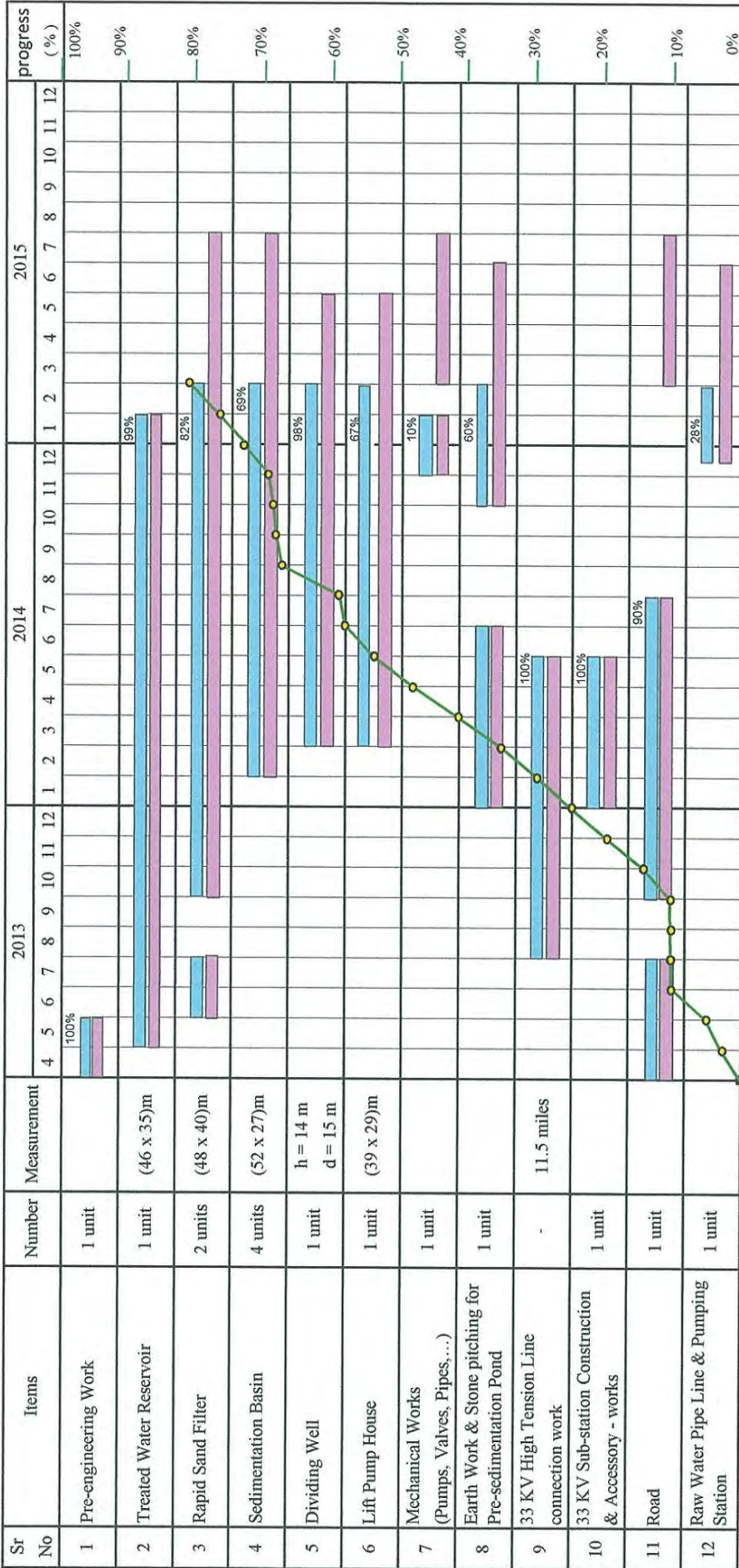
Dividing well

No	Particular	#												AMOUNT	Finishing		Remark													
		OCT				NOV				DEC					JAN				FEB				MAR				M ³	Amount	Percent	
		1	2	3	4	1	2	3	4	1	2	3	4		1	2		3	4	1	2	3	4	1	2	3				4
1	Base Slab Concreting	[Gantt chart showing work from Oct 1 to Oct 4]																								150	150	100%		
2	Tie Beam Level (1)	[Gantt chart showing work from Oct 1 to Oct 4]																								60	60	100%		
3	Tie Beam Level (2)	[Gantt chart showing work from Oct 1 to Oct 4]																								50	50	100%		
4	Floor slab level	[Gantt chart showing work from Oct 1 to Oct 4]																								74	74	100%		
5	Tie Beam Level (3)	[Gantt chart showing work from Oct 1 to Oct 4]																								97	97	100%		
6	Tie Beam Level (4)	[Gantt chart showing work from Oct 1 to Oct 4]																								97	97	100%		
7	Top Floor Level	[Gantt chart showing work from Oct 1 to Oct 4]																								93	-	-		
8	Mechanical & Electrical Work	[Gantt chart showing work from Oct 1 to Oct 4]																								100	-	-		

Lagunbyin Water Treatment Plant

Schedule & Workdone Chart (Total Workdone 82%)

27.2.15



Rapid Sand Filter Work Schedule (1)

No	Particular	2014												2015												AMOUNT	Finishing		Remark	
		OCT				NOV				DEC				JAN				FEB				MAR					M ³	Amount		Percent
		1	2	3	4	1	2	3	4	1	2	3	4	1	2	3	4	1	2	3	4	1	2	3	4					
1	Base Slab Concreting																									1773	1773	100%		
2	Super Structure Concreting-I (Wall,Beam,Column,Slab)(4.3to8.4)																									1858	1228	66%		
3	Filter Precast Slab																								155		0%			
4	Super Structure Concreting-II (Wall,Beam,Column,Slab)(8.4to10.5)																								718	468	65%			
5	Brick Work & Plastering																								102	-	0%			
6	Mechanical and Electrical work																								100%	-	0%			

Rapid Sand Filter Work Schedule (2)

No	Particular	2014												2015												AMOUNT	Finishing		Remark	
		OCT				NOV				DEC				JAN				FEB				MAR					M ³	Amount		Percent
		1	2	3	4	1	2	3	4	1	2	3	4	1	2	3	4	1	2	3	4	1	2	3	4					
1	Base Slab Concreting																								1773	1773	100%			
2	Super Structure Concreting-I (Wall,Beam,Column,Slab)(4.3to8.4)																								1858	1638	88%			
3	Filter Precast Slab																								155	-	0%			
4	Super Structure Concreting-II (Wall,Beam,Column,Slab)(8.4to10.5)																								718	718	100%			
5	Brick Work & Plastering																								102	-	0%			
6	Mechanical and Electrical work																								100%	-	0%			

Clear Water Reservoir

No	Particular	2014												2015												AMOUNT	Finishing		Remark	
		OCT				NOV				DEC				JAN				FEB				MAR					M ³	Amount		Percent
		1	2	3	4	1	2	3	4	1	2	3	4	1	2	3	4	1	2	3	4	1	2	3	4					
1	Base Slab Concreting																								1776	1776	100%			
2	Super Structure Concreting-I (Wall,Beam,Column,Slab)																								1239	1239	100%			
3	Roof Beam-Slab																								815	654	80%			
4	Mechanical and Electrical work																									-	0%			

Sedimentation Basin (1)

No	Particular	2014												2015												AMOUNT	Finishing		Remark	
		OCT				NOV				DEC				JAN				FEB				MAR					M ³	Amount		Percent
		1	2	3	4	1	2	3	4	1	2	3	4	1	2	3	4	1	2	3	4	1	2	3	4					
1	Base Slab Concreting																								1051	1051	100%			
2	Super Structure Concreting (Wall,Beam,Column)																								1027.22	278	27%			
3	Roof slab																								216m3	-	0%			
4	Mechanical and Electrical work																								100%	-	0%			

Sedimentation Basin (2)

No	Particular	2014												2015												AMOUNT	Finishing		Remark	
		OCT				NOV				DEC				JAN				FEB				MAR					M ³	Amount		Percent
		1	2	3	4	1	2	3	4	1	2	3	4	1	2	3	4	1	2	3	4	1	2	3	4					
1	Base Slab Concreting																								1051	1051	100%			
2	Super Structure Concreting (Wall,Beam,Column)																								1027.22	387	38%			
3	Roof slab																								216m3	-	0%			
4	Mechanical and Electrical work																								100%	-	0%			

Sedimentation Basin (3)

No	Particular	2014												2015												AMOUNT	Finishing		Remark	
		OCT				NOV				DEC				JAN				FEB				MAR					M ³	Amount		Percent
		1	2	3	4	1	2	3	4	1	2	3	4	1	2	3	4	1	2	3	4	1	2	3	4					
1	Base Slab Concreting																								1051	1051	100%			
2	Super Structure Concreting (Wall,Beam,Column)																								1027.22	268	26%			
3	Roof slab																								216m3	-	0%			
4	Mechanical and Electrical work																								100%	-	0%			

Sedimentation Basin (4)

No	Particular	2014												2015												AMOUNT	Finishing		Remark	
		OCT				NOV				DEC				JAN				FEB				MAR					M ³	Amount		Percent
		1	2	3	4	1	2	3	4	1	2	3	4	1	2	3	4	1	2	3	4	1	2	3	4					
1	Base Slab Concreting																								1051	1051	100%			
2	Super Structure Concreting (Wall,Beam,Column)																								1027.22	917	89%			
3	Roof slab																								216m3	-	0%			
4	Mechanical and Electrical work																								100%	-	0%			

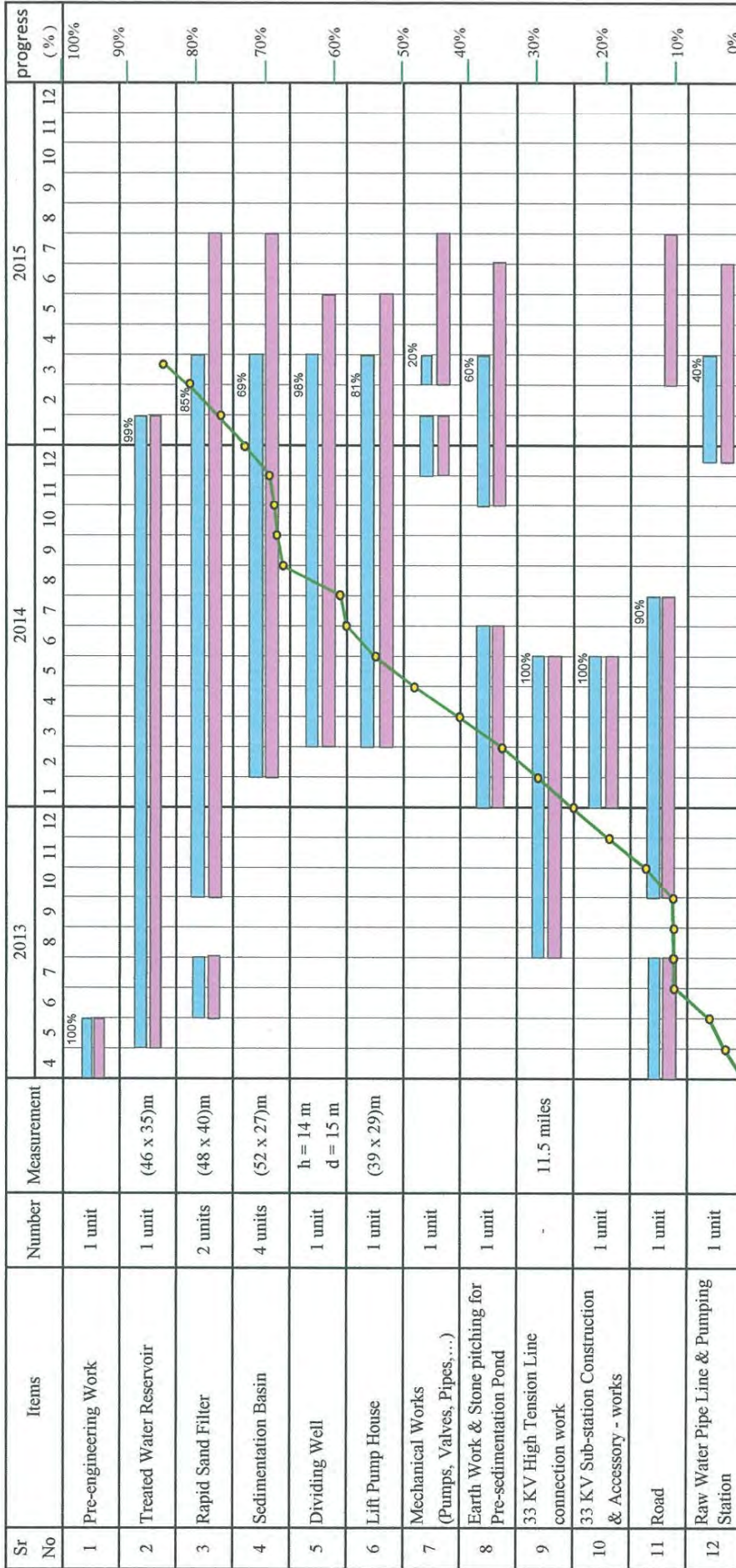
Dividing well

No	Particular	2014												2015												AMOUNT	Finishing		Remark	
		OCT				NOV				DEC				JAN				FEB				MAR					M ³	Amount		Percent
		1	2	3	4	1	2	3	4	1	2	3	4	1	2	3	4	1	2	3	4	1	2	3	4					
1	Base Slab Concreting																								150	150	100%			
2	Tie Beam Level (1)																								60	60	100%			
3	Tie Beam Level (2)																								50	50	100%			
4	Floor slab level																								74	74	100%			
5	Tie Beam Level (3)																								97	97	100%			
6	Tie Beam Level (4)																								97	97	100%			
7	Top Floor Level																								93	93	100%			
8	Mechanical & Electrical Work																								100					

Lagunbyin Water Treatment Plant

31-3-2015

Schedule & Workdone Chart (Total Workdone 85%)



Rapid Sand Filter Work Schedule (1)

No	Particular	2014												2015												AMOUNT	Finishing		Remark	
		OCT				NOV				DEC				JAN				FEB				MAR					M ³	Amount		Percent
		1	2	3	4	1	2	3	4	1	2	3	4	1	2	3	4	1	2	3	4	1	2	3	4					
1	Base Slab Concreting																									1773	1773	100%		
2	Super Structure Concreting-I (Wall,Beam,Column,Slab)(4.3to8.4)																									1858	1228	66%		
3	Filter Precast Slab																									155		0%		
4	Super Structure Concreting-II (Wall,Beam,Column,Slab)(8.4to10.5)																									718	685	95%		
5	Brick Work & Plastering																									102	102	100%		
6	Mechanical and Electrical work																									100%	-	0%		

Rapid Sand Filter Work Schedule (2)

No	Particular	2014												2015												AMOUNT	Finishing		Remark	
		OCT				NOV				DEC				JAN				FEB				MAR					M ³	Amount		Percent
		1	2	3	4	1	2	3	4	1	2	3	4	1	2	3	4	1	2	3	4	1	2	3	4					
1	Base Slab Concreting																									1773	1773	100%		
2	Super Structure Concreting-I (Wall,Beam,Column,Slab)(4.3to8.4)																									1858	1638	88%		
3	Filter Precast Slab																									155	-	0%		
4	Super Structure Concreting-II (Wall,Beam,Column,Slab)(8.4to10.5)																									718	718	100%		
5	Brick Work & Plastering																									102	51	50%		
6	Mechanical and Electrical work																									100%	-	0%		

Clear Water Reservoir

No	Particular	2014												2015												AMOUNT	Finishing		Remark	
		OCT				NOV				DEC				JAN				FEB				MAR					M ³	Amount		Percent
		1	2	3	4	1	2	3	4	1	2	3	4	1	2	3	4	1	2	3	4	1	2	3	4					
1	Base Slab Concreting																									1776	1776	100%		
2	Super Structure Concreting-I (Wall,Beam,Column,Slab)																									1239	1239	100%		
3	Roof Beam-Slab																									815	667	82%		
4	Mechanical and Electrical work																									-	-	0%		

Sedimentation Basin (1)

No	Particular	2014												2015												AMOUNT	Finishing		Remark	
		OCT				NOV				DEC				JAN				FEB				MAR					M ³	Amount		Percent
		1	2	3	4	1	2	3	4	1	2	3	4	1	2	3	4	1	2	3	4	1	2	3	4					
1	Base Slab Concreting																									1051	1051	100%		
2	Super Structure Concreting (Wall,Beam,Column)																									1027.22	558	54%		
3	Roof slab																									216m3	-	0%		
4	Mechanical and Electrical work																									100%	-	0%		

Sedimentation Basin (2)

No	Particular	2014												2015												AMOUNT	Finishing		Remark	
		OCT				NOV				DEC				JAN				FEB				MAR					M ³	Amount		Percent
		1	2	3	4	1	2	3	4	1	2	3	4	1	2	3	4	1	2	3	4	1	2	3	4					
1	Base Slab Concreting																									1051	1051	100%		
2	Super Structure Concreting (Wall,Beam,Column)																									1027.22	949	92%		
3	Roof slab																									216m3	-	0%		
4	Mechanical and Electrical work																									100%	-	0%		

Sedimentation Basin (3)

No	Particular	2014												2015												AMOUNT	Finishing		Remark	
		OCT				NOV				DEC				JAN				FEB				MAR					M ³	Amount		Percent
		1	2	3	4	1	2	3	4	1	2	3	4	1	2	3	4	1	2	3	4	1	2	3	4					
1	Base Slab Concreting																									1051	1051	100%		
2	Super Structure Concreting (Wall,Beam,Column)																									1027.22	598	58%		
3	Roof slab																									216m3	-	0%		
4	Mechanical and Electrical work																									100%	-	0%		

Sedimentation Basin (4)

No	Particular	2014												2015												AMOUNT	Finishing		Remark	
		OCT				NOV				DEC				JAN				FEB				MAR					M ³	Amount		Percent
		1	2	3	4	1	2	3	4	1	2	3	4	1	2	3	4	1	2	3	4	1	2	3	4					
1	Base Slab Concreting																									1051	1051	100%		
2	Super Structure Concreting (Wall,Beam,Column)																									1027.22	917	89%		
3	Roof slab																									216m3	-	0%		
4	Mechanical and Electrical work																									100%	-	0%		

Dividing well

No	Particular	#												AMOUNT	Finishing		Remark													
		OCT				NOV				DEC					JAN				FEB				MAR				M ³	Amount	Percent	
		1	2	3	4	1	2	3	4	1	2	3	4		1	2		3	4	1	2	3	4	1	2	3				4
1	Base Slab Concreting																									150	150	100%		
2	Tie Beam Level (1)																									60	60	100%		
3	Tie Beam Level (2)																									50	50	100%		
4	Floor slab level																									74	74	100%		
5	Tie Beam Level (3)																									97	97	100%		
6	Tie Beam Level (4)																									97	97	100%		
7	Top Floor Level																									93	93	100%		
8	Mechanical & Electrical Work																									100				

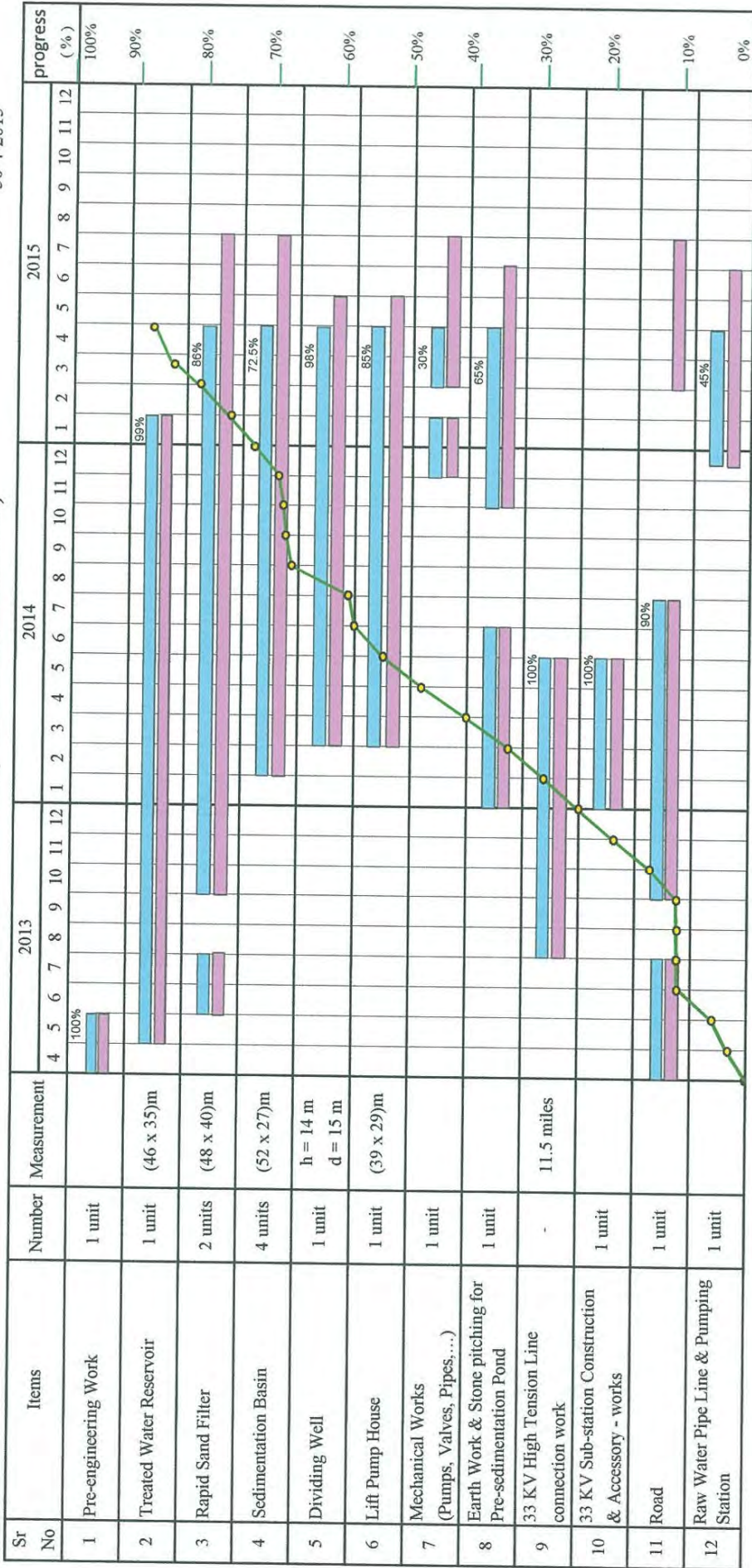
Lift Pumping Station

No	Particular	#												AMOUNT	Finishing		Remark													
		Jan				Feb				March					April				May				Jun				M ³	Amount	Percent	
		1	2	3	4	1	2	3	4	1	2	3	4		1	2		3	4	1	2	3	4	1	2	3				4
1	Lean concrete																											100%		
2	Pump House Base Slab																									487	487	100%		
3	Pit Base slab and Mat Beam																									47	47	100%		
4	Pump House & Pit wall (8')																									229	229	100%		
5	Tie Beam Level & Pump House wall																									118	118	100%		
6	Intake Gate Base slab																									148	148	100%		
7	Pump House wall next level																									185	185	100%		
8	Intake Gate wall (0 to 8.48)																									142				
8	Intake Gate wall and top slab																									150				

Lagunbyin Water Treatment Plant

Schedule & Workdone Chart (Total Workdone 87%)

30-4-2015



													Planned		Actual										
Clear Water Reservoir																									
No	Particular	2015												Amount	Finishing		Remark								
		JAN			FEB			MAR			APR				MAY			JUN			M ³	Amount	Percent		
		1	2	3	4	1	2	3	4	1	2	3	4		1	2		3	4	1				2	3
1	Base Slab Concreting																					1776	1776	100%	
2	Super Structure Concreting-I (Wall,Beam,Column,Slab)																					1239	1239	100%	
3	Roof Beam-Slab																					815	667	82%	
4	Mechanical and Electrical work																					1set	-	0%	
Rapid Sand Filter Work Schedule (1)																									
No	Particular	2015												Amount	Finishing		Remark								
		JAN			FEB			MAR			APR				MAY			JUN			M ³	Amount	Percent		
		1	2	3	4	1	2	3	4	1	2	3	4		1	2		3	4	1				2	3
1	Base Slab Concreting																					1773	1773	100%	
2	Super Structure Concreting-I (Wall,Beam,Column,Slab)(4.3to8.4)																					1858	1858	100%	
3	Filter Precast Slab																					155	-	0%	
4	Super Structure Concreting-II (Wall,Beam,Column,Slab)(8.4to10.5)																					718	718	100%	
5	Brick Work & Plastering																					102	102	100%	
6	Mechanical and Electrical work																					1set	-	0%	
Rapid Sand Filter Work Schedule (2)																									
No	Particular	2015												Amount	Finishing		Remark								
		JAN			FEB			MAR			APR				MAY			JUN			M ³	Amount	Percent		
		1	2	3	4	1	2	3	4	1	2	3	4		1	2		3	4	1				2	3
1	Base Slab Concreting																					1773	1773	100%	
2	Super Structure Concreting-I (Wall,Beam,Column,Slab)(4.3to8.4)																					1858	1858	100%	
3	Filter Precast Slab																					155	-	0%	
4	Super Structure Concreting-II (Wall,Beam,Column,Slab)(8.4to10.5)																					718	718	100%	
5	Brick Work & Plastering																					102	102	100%	
6	Mechanical and Electrical work																					1set	-	0%	
Sedimentation Basin (1)																									
No	Particular	2015												Amount	Finishing		Remark								
		JAN			FEB			MAR			APR				MAY			JUN			M ³	Amount	Percent		
		1	2	3	4	1	2	3	4	1	2	3	4		1	2		3	4	1				2	3
1	Base Slab Concreting																					1051	1051	100%	
2	Super Structure Concreting (Wall,Beam,Column)																					1027.22	558	54%	
3	Roof'slab																					216	-	0%	
4	Mechanical and Electrical work																					1set	-	0%	
Sedimentation Basin (2)																									
No	Particular	2015												Amount	Finishing		Remark								
		JAN			FEB			MAR			APR				MAY			JUN			M ³	Amount	Percent		
		1	2	3	4	1	2	3	4	1	2	3	4		1	2		3	4	1				2	3
1	Base Slab Concreting																					1051	1051	100%	
2	Super Structure Concreting (Wall,Beam,Column)																					1027.22	949	92%	
3	Roof'slab																					216	-	0%	
4	Mechanical and Electrical work																					1set	-	0%	
Sedimentation Basin (3)																									
No	Particular	2015												Amount	Finishing		Remark								
		JAN			FEB			MAR			APR				MAY			JUN			M ³	Amount	Percent		
		1	2	3	4	1	2	3	4	1	2	3	4		1	2		3	4	1				2	3
1	Base Slab Concreting																					1051	1051	100%	
2	Super Structure Concreting (Wall,Beam,Column)																					1027.22	598	58%	
3	Roof'slab																					216	-	0%	
4	Mechanical and Electrical work																					1set	-	0%	
Sedimentation Basin (4)																									
No	Particular	2015												Amount	Finishing		Remark								
		JAN			FEB			MAR			APR				MAY			JUN			M ³	Amount	Percent		
		1	2	3	4	1	2	3	4	1	2	3	4		1	2		3	4	1				2	3
1	Base Slab Concreting																					1051	1051	100%	
2	Super Structure Concreting (Wall,Beam,Column)																					1027.22	917	89%	
3	Roof'slab																					216	-	0%	
4	Mechanical and Electrical work																					1set	-	0%	

Dividing well																										
No	Particular	2015												Amount	Finishing		Remark									
		JAN			FEB			MAR			APR				MAY			JUN			M ³	Amount	Percent			
		1	2	3	4	1	2	3	4	1	2	3	4		1	2		3	4	1				2	3	4
1	Base Slab Concreting																						150	150	100%	
2	Tie Beam Level (1)																						60	60	100%	
3	Tie Beam Level (2)																						50	50	100%	
4	Floor slab level																						74	74	100%	
5	Tie Beam Level (3)																						97	97	100%	
6	Tie Beam Level (4)																						97	97	100%	
7	Top Floor Level																						93	93	100%	
8	Mechanical & Electrical Work																						1set	-	0%	

Lift Pumping Station																										
No	Particular	2015												Amount	Finishing		Remark									
		JAN			FEB			MAR			APR				MAY			JUN			M ³	Amount	Percent			
		1	2	3	4	1	2	3	4	1	2	3	4		1	2		3	4	1				2	3	4
1	Lean concrete																						-	-	100%	
2	Pump House Base Slab																						487	487	100%	
3	Pit Base slab and Mat Beam																						47	47	100%	
4	Pump House & Pit wall (8')																						229	229	100%	
5	Tie Beam Level & Pump House wall																						118	118	100%	
6	Intake Gate Base slab																						148	148	100%	
7	Pump House wall next level																						185	185	100%	
8	Intake Gate wall (0 to 8.48)																						142	142	100%	
9	Intake Gate wall and top slab																						150	150	100%	
10	Pump House top slab																						85	-	0%	
8	Mechanical & Electrical Work																						1set	-	0%	

Intake Pumping Station																										
No	Particular	2015												Amount	Finishing		Remark									
		JAN			FEB			MAR			APR				MAY			JUN			M ³	Amount	Percent			
		1	2	3	4	1	2	3	4	1	2	3	4		1	2		3	4	1				2	3	4
1	Bored Pile (45 No)																						689	689	100%	
2	Base Slab Concrete																						304	304	100%	
3	8 ft Height Wall (to RL 2.44 m)																						147	147	100%	
4	8 ft Height Wall (to RL 4.88 m)																						147	-	0%	
5	Floor Beam & Slab (RL 6.2m)																						81	-	0%	
6	Column																						110	-	0%	
7	Window Sea Beam (RL 6.2m)																						10	-	0%	
8	Lintel Beam (RL 7.95)																						6.6	-	0%	
9	Tie Beam (RL 9.45)																						28.2	-	0%	
10	Roof Beam & Slab (RL 11.5)																						110	-	0%	
11	Brick work																						63	-	0%	
12	Plastering																						33	-	0%	
13	Window & Door																						18 Nos	-	0%	
14	Mechanical & Electrical Work																						1set	-	0%	

Raw Water Pipe Line																										
No	Particular	2015												Amount	Finishing		Remark									
		JAN			FEB			MAR			APR				MAY			JUN			Nos	Amount	Percent			
		1	2	3	4	1	2	3	4	1	2	3	4		1	2		3	4	1				2	3	4
1	No (1) pipe line (Line of road side)																						420	72	17%	
2	No (2) pip line (Line of inner side)																						420	70	17%	

													Planned		Actual									
Clear Water Reservoir																								
No	Particular	2015												Amount	Finishing		Remark							
		MAR			APR			MAY			JUN				JUL			AUG			M ³	Amount	Percent	
		1	2	3	4	1	2	3	4	1	2	3	4		1	2		3	4	1				2
1	Base Slab Concreting																	1776	1776	100%				
2	Super Structure Concreting-I (Wall,Beam,Column,Slab)																	1239	1239	100%				
3	Roof Beam-Slab																	815	667	82%				
4	Mechanical and Electrical work																	Iset	-	0%				

Rapid Sand Filter Work Schedule (1)																								
No	Particular	2015												Amount	Finishing		Remark							
		MAR			APR			MAY			JUN				JUL			AUG			M ³	Amount	Percent	
		1	2	3	4	1	2	3	4	1	2	3	4		1	2		3	4	1				2
1	Base Slab Concreting																	1773	1773	100%				
2	Super Structure Concreting-I (Wall,Beam,Column,Slab)(4.3to8.4)																	1858	1858	100%				
3	Filter Precast Slab																	155	-	0%				
4	Super Structure Concreting-II (Wall,Beam,Column,Slab)(8.4to10.5)																	718	718	100%				
5	Brick Work & Plastering																	102	102	100%				
6	Mechanical and Electrical work																	Iset	-	0%				

Rapid Sand Filter Work Schedule (2)																								
No	Particular	2015												Amount	Finishing		Remark							
		MAR			APR			MAY			JUN				JUL			AUG			M ³	Amount	Percent	
		1	2	3	4	1	2	3	4	1	2	3	4		1	2		3	4	1				2
1	Base Slab Concreting																	1773	1773	100%				
2	Super Structure Concreting-I (Wall,Beam,Column,Slab)(4.3to8.4)																	1858	1858	100%				
3	Filter Precast Slab																	155	24	15%				
4	Super Structure Concreting-II (Wall,Beam,Column,Slab)(8.4to10.5)																	718	718	100%				
5	Brick Work & Plastering																	102	102	100%				
6	Mechanical and Electrical work																	Iset	-	0%				

Sedimentation Basin (1)																								
No	Particular	2015												Amount	Finishing		Remark							
		MAR			APR			MAY			JUN				JUL			AUG			M ³	Amount	Percent	
		1	2	3	4	1	2	3	4	1	2	3	4		1	2		3	4	1				2
1	Base Slab Concreting																	1051	1051	100%				
2	Super Structure Concreting (Wall,Beam,Column)																	1027.22	706	69%				
3	Roof'slab																	216	-	0%				
4	Mechanical and Electrical work																	Iset	-	0%				

Sedimentation Basin (2)																								
No	Particular	2015												Amount	Finishing		Remark							
		MAR			APR			MAY			JUN				JUL			AUG			M ³	Amount	Percent	
		1	2	3	4	1	2	3	4	1	2	3	4		1	2		3	4	1				2
1	Base Slab Concreting																	1051	1051	100%				
2	Super Structure Concreting (Wall,Beam,Column)																	1027.22	949	92%				
3	Roof'slab																	216	-	0%				
4	Mechanical and Electrical work																	Iset	-	0%				

Sedimentation Basin (3)																								
No	Particular	2015												Amount	Finishing		Remark							
		MAR			APR			MAY			JUN				JUL			AUG			M ³	Amount	Percent	
		1	2	3	4	1	2	3	4	1	2	3	4		1	2		3	4	1				2
1	Base Slab Concreting																	1051	1051	100%				
2	Super Structure Concreting (Wall,Beam,Column)																	1027.22	722	70%				
3	Roof'slab																	216	-	0%				
4	Mechanical and Electrical work																	Iset	-	0%				

Sedimentation Basin (4)																								
No	Particular	2015												Amount	Finishing		Remark							
		MAR			APR			MAY			JUN				JUL			AUG			M ³	Amount	Percent	
		1	2	3	4	1	2	3	4	1	2	3	4		1	2		3	4	1				2
1	Base Slab Concreting																	1051	1051	100%				
2	Super Structure Concreting (Wall,Beam,Column)																	1027.22	917	89%				
3	Roof'slab																	216	-	0%				
4	Mechanical and Electrical work																	Iset	-	0%				

Dividing well																														
No	Particular	2015												Amount	Finishing		Remark													
		MAR				APR				MAY					JUN				JUL				AUG				M ³	Amount	Percent	
		1	2	3	4	1	2	3	4	1	2	3	4		1	2		3	4	1	2	3	4	1	2	3				4
1	Base Slab Concreting																								150	150	100%			
2	Tie Beam Level (1)																								60	60	100%			
3	Tie Beam Level (2)																								50	50	100%			
4	Floor slab level																								74	74	100%			
5	Tie Beam Level (3)																								97	97	100%			
6	Tie Beam Level (4)																								97	97	100%			
7	Top Floor Level																								93	93	100%			
8	Mechanical & Electrical Work																								1set	-	0%			

Lift Pumping Station																														
No	Particular	2015												Amount	Finishing		Remark													
		MAR				APR				MAY					JUN				JUL				AUG				M ³	Amount	Percent	
		1	2	3	4	1	2	3	4	1	2	3	4		1	2		3	4	1	2	3	4	1	2	3				4
1	Lean concrete																								-	-	100%			
2	Pump House Base Slab																								487	487	100%			
3	Pit Base slab and Mat Beam																								47	47	100%			
4	Pump House & Pit wall (8')																								229	229	100%			
5	Tie Beam Level & Pump House wall																								118	118	100%			
6	Intake Gate Base slab																								148	148	100%			
7	Pump House wall next level																								185	185	100%			
8	Intake Gate wall (0 to 8.48)																								142	142	100%			
9	Intake Gate wall and top slab																								150	150	100%			
10	Pump House top slab																								137	137	100%			
8	Mechanical & Electrical Work																								1set	-	0%			

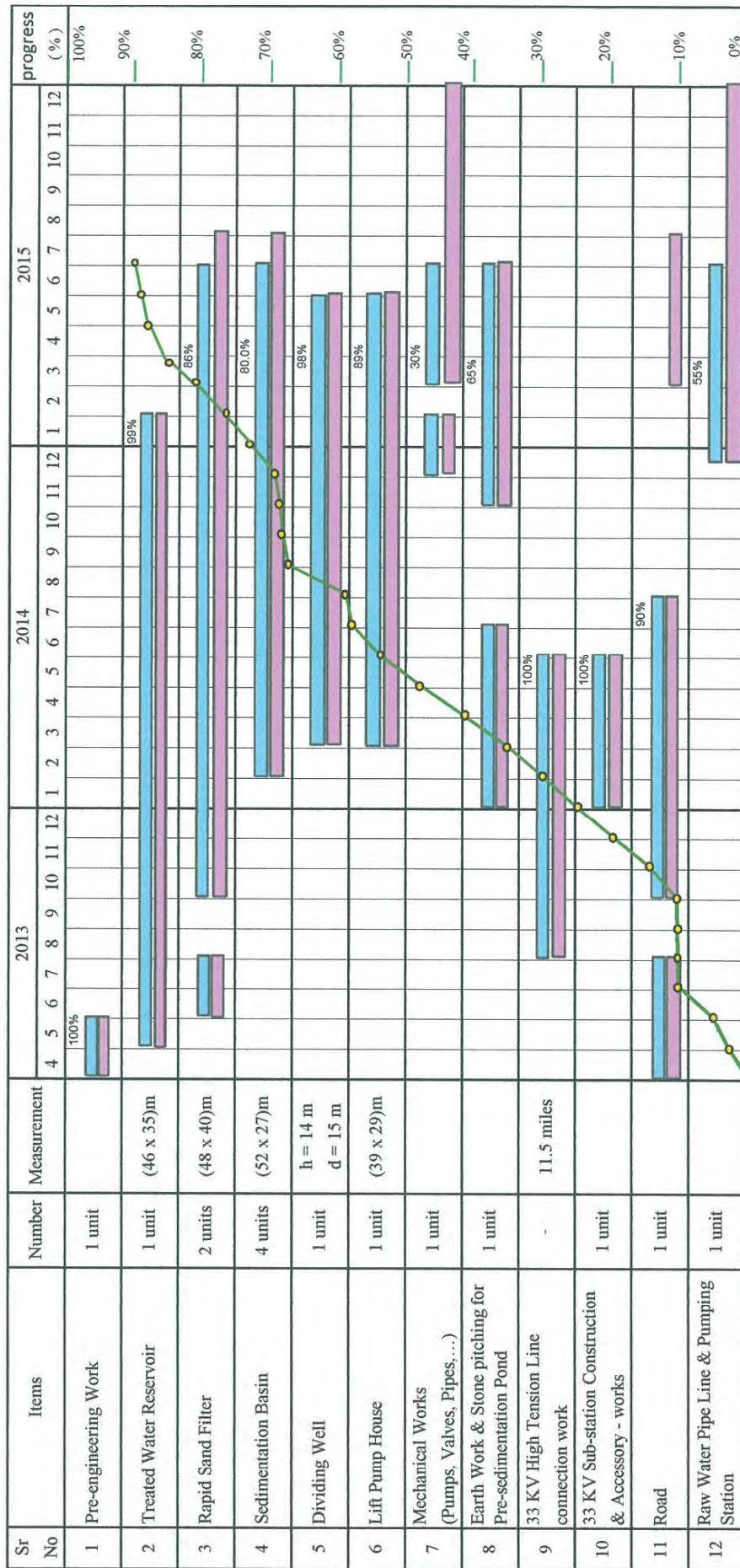
Intake Pumping Station																														
No	Particular	2015												Amount	Finishing		Remark													
		MAR				APR				MAY					JUN				JUL				AUG				M ³	Amount	Percent	
		1	2	3	4	1	2	3	4	1	2	3	4		1	2		3	4	1	2	3	4	1	2	3				4
1	Bored Pile (45 No)																								689	689	100%			
2	Base Slab Concrete																								304	304	100%			
3	8 ft Height Wall (to RL 2.44 m)																								147	147	100%			
4	8 ft Height Wall (to RL 4.88 m)																								147	-	0%			
5	Floor Beam & Slab (RL 6.2m)																								81	-	0%			
6	Column																								110	-	0%			
7	Window Sea Beam (RL 6.2m)																								10	-	0%			
8	Lintel Beam (RL 7.95)																								6.6	-	0%			
9	Tie Beam (RL 9.45)																								28.2	-	0%			
10	Roof Beam & Slab (RL 11.5)																								110	-	0%			
11	Brick work																								63	-	0%			
12	Plastering																								33	-	0%			
13	Window & Door																								18 Nos	-	0%			
14	Mechanical & Electrical Work																								1set	-	0%			

Raw Water Pipe Line																														
No	Particular	2015												Amount	Finishing		Remark													
		MAR				APR				MAY					JUN				JUL				AUG				Nos	Amount	Percent	
		1	2	3	4	1	2	3	4	1	2	3	4		1	2		3	4	1	2	3	4	1	2	3				4
1	No (1) pipe line (Line of road side)																								420	90	21%			
2	No (2) pip line (Line of inner side)																								420	84	20%			

Lagunbyin Water Treatment Plant

Schedule & Workdone Chart (Total Workdone 90%)

1-7-2015



Dividing well																														
No	Particular	2015												Amount	Finishing		Remark													
		MAR				APR				MAY					JUN				JUL				AUG				M ³	Amount	Percent	
		1	2	3	4	1	2	3	4	1	2	3	4		1	2		3	4	1	2	3	4	1	2	3				4
1	Base Slab Concreting																									150	150	100%		
2	Tie Beam Level (1)																										60	60	100%	
3	Tie Beam Level (2)																										50	50	100%	
4	Floor slab level																										74	74	100%	
5	Tie Beam Level (3)																										97	97	100%	
6	Tie Beam Level (4)																										97	97	100%	
7	Top Floor Level																										93	93	100%	
8	Mechanical & Electrical Work																										1set	-	0%	

Lift Pumping Station																														
No	Particular	2015												Amount	Finishing		Remark													
		MAR				APR				MAY					JUN				JUL				AUG				M ³	Amount	Percent	
		1	2	3	4	1	2	3	4	1	2	3	4		1	2		3	4	1	2	3	4	1	2	3				4
1	Lean concrete																										-	-	100%	
2	Pump House Base Slab																										487	487	100%	
3	Pit Base slab and Mat Beam																										47	47	100%	
4	Pump House & Pit wall (8')																										229	229	100%	
5	Tie Beam Level & Pump House wall																										118	118	100%	
6	Intake Gate Base slab																										148	148	100%	
7	Pump House wall next level																										185	185	100%	
8	Intake Gate wall (0 to 8.48)																										142	142	100%	
9	Intake Gate wall and top slab																										150	150	100%	
10	Pump House top slab																										137	137	100%	
8	Mechanical & Electrical Work																										1set	-	0%	

Intake Pumping Station																														
No	Particular	2015												Amount	Finishing		Remark													
		MAR				APR				MAY					JUN				JUL				AUG				M ³	Amount	Percent	
		1	2	3	4	1	2	3	4	1	2	3	4		1	2		3	4	1	2	3	4	1	2	3				4
1	Bored Pile (45 No)																										689	689	100%	
2	Base Slab Concrete																										304	304	100%	
3	8 ft Height Wall (to RL 2.44 m)																										147	147	100%	
4	8 ft Height Wall (to RL 4.88 m)																										147	-	0%	
5	Floor Beam & Slab (RL 6.2m)																										81	-	0%	
6	Column																										110	-	0%	
7	Window Sea Beam (RL 6.2m)																										10	-	0%	
8	Lintel Beam (RL 7.95)																										6.6	-	0%	
9	Tie Beam (RL 9.45)																										28.2	-	0%	
10	Roof Beam & Slab (RL 11.5)																										110	-	0%	
11	Brick work																										63	-	0%	
12	Plastering																										33	-	0%	
13	Window & Door																										18 Nos	-	0%	
14	Mechanical & Electrical Work																										1set	-	0%	

Raw Water Pipe Line																														
No	Particular	2015												Amount	Finishing		Remark													
		MAR				APR				MAY					JUN				JUL				AUG				Nos	Amount	Percent	
		1	2	3	4	1	2	3	4	1	2	3	4		1	2		3	4	1	2	3	4	1	2	3				4
1	No (1) pipe line (Line of road side)																										420	90	21%	
2	No (2) pip line (Line of inner side)																										420	84	20%	

Lagunbyin Water Treatment Plant

Schedule & Workdone Chart (Total Workdone 91%)

1-8-2015



													Planned		Actual							
Clear Water Reservoir																						
No	Particular	2015												Amount	Finishing		Remark					
		JUN				JUL				AUG					SEP				M ³	Amount	Percent	
		1	2	3	4	1	2	3	4	1	2	3	4		1	2		3				4
1	Base Slab Concreting																	1776	1776	100%		
2	Super Structure Concreting-I (Wall,Beam,Column,Slab)																	1239	1239	100%		
3	Roof Beam-Slab																	815	667	82%		
4	Mechanical and Electrical work																	1set	-	0%		

Rapid Sand Filter Work Schedule (1)																						
No	Particular	2015												Amount	Finishing		Remark					
		JUN				JUL				AUG					SEP				M ³	Amount	Percent	
		1	2	3	4	1	2	3	4	1	2	3	4		1	2		3				4
1	Base Slab Concreting																	1773	1773	100%		
2	Super Structure Concreting-I (Wall,Beam,Column,Slab)(4.3to8.4)																	1858	1858	100%		
3	Filter Precast Slab																	155	69	45%		
4	Super Structure Concreting-II (Wall,Beam,Column,Slab)(8.4to10.5)																	718	718	100%		
5	Brick Work & Plastering																	102	102	100%		
6	Mechanical and Electrical work																	1set	-	0%		

Rapid Sand Filter Work Schedule (2)																						
No	Particular	2015												Amount	Finishing		Remark					
		JUN				JUL				AUG					SEP				M ³	Amount	Percent	
		1	2	3	4	1	2	3	4	1	2	3	4		1	2		3				4
1	Base Slab Concreting																	1773	1773	100%		
2	Super Structure Concreting-I (Wall,Beam,Column,Slab)(4.3to8.4)																	1858	1858	100%		
3	Filter Precast Slab																	155	68	44%		
4	Super Structure Concreting-II (Wall,Beam,Column,Slab)(8.4to10.5)																	718	718	100%		
5	Brick Work & Plastering																	102	102	100%		
6	Mechanical and Electrical work																	1set	-	0%		

Sedimentation Basin (1)																						
No	Particular	2015												Amount	Finishing		Remark					
		JUN				JUL				AUG					SEP				M ³	Amount	Percent	
		1	2	3	4	1	2	3	4	1	2	3	4		1	2		3				4
1	Base Slab Concreting																	1051	1051	100%		
2	Super Structure Concreting (Wall,Beam,Column)																	1027.22	1004	98%		
3	Roof slab																	216	80	37%		
4	Mechanical and Electrical work																	1set	-	0%		

Sedimentation Basin (2)																						
No	Particular	2015												Amount	Finishing		Remark					
		JUN				JUL				AUG					SEP				M ³	Amount	Percent	
		1	2	3	4	1	2	3	4	1	2	3	4		1	2		3				4
1	Base Slab Concreting																	1051	1051	100%		
2	Super Structure Concreting (Wall,Beam,Column)																	1027.22	1012	99%		
3	Roof slab																	216	80	37%		
4	Mechanical and Electrical work																	1set	-	0%		

Sedimentation Basin (3)																						
No	Particular	2015												Amount	Finishing		Remark					
		JUN				JUL				AUG					SEP				M ³	Amount	Percent	
		1	2	3	4	1	2	3	4	1	2	3	4		1	2		3				4
1	Base Slab Concreting																	1051	1051	100%		
2	Super Structure Concreting (Wall,Beam,Column)																	1027.22	967	94%		
3	Roof slab																	216	-	0%		
4	Mechanical and Electrical work																	1set	-	0%		

Sedimentation Basin (4)																						
No	Particular	2015												Amount	Finishing		Remark					
		JUN				JUL				AUG					SEP				M ³	Amount	Percent	
		1	2	3	4	1	2	3	4	1	2	3	4		1	2		3				4
1	Base Slab Concreting																	1051	1051	100%		
2	Super Structure Concreting (Wall,Beam,Column)																	1027.22	917	89%		
3	Roof slab																	216	-	0%		
4	Mechanical and Electrical work																	1set	-	0%		

Dividing well

No	Particular	2015												Amount	Finishing		Remark					
		JUN				JUL				AUG					SEP				M ³	Amount	Percent	
		1	2	3	4	1	2	3	4	1	2	3	4		1	2		3				4
1	Base Slab Concreting																	150	150	100%		
2	Tie Beam Level (1)																	60	60	100%		
3	Tie Beam Level (2)																	50	50	100%		
4	Floor slab level																	74	74	100%		
5	Tie Beam Level (3)																	97	97	100%		
6	Tie Beam Level (4)																	97	97	100%		
7	Top Floor Level																	93	93	100%		
8	Mechanical & Electrical Work																	1set	-	0%		

Lift Pumping Station

No	Particular	2015												Amount	Finishing		Remark					
		JUN				JUL				AUG					SEP				M ³	Amount	Percent	
		1	2	3	4	1	2	3	4	1	2	3	4		1	2		3				4
1	Lean concrete																	-	-	100%		
2	Pump House Base Slab																	487	487	100%		
3	Pit Base slab and Mat Beam																	47	47	100%		
4	Pump House & Pit wall (8')																	229	229	100%		
5	Tie Beam Level & Pump House wall																	118	118	100%		
6	Intake Gate Base slab																	148	148	100%		
7	Pump House wall next level																	185	185	100%		
8	Intake Gate wall (0 to 8.48)																	142	142	100%		
9	Intake Gate wall and top slab																	150	150	100%		
10	Pump House top slab																	137	137	100%		
8	Mechanical & Electrical Work																	1set	-	0%		

Intake Pumping Station

No	Particular	2015												Amount	Finishing		Remark					
		JUN				JUL				AUG					SEP				M ³	Amount	Percent	
		1	2	3	4	1	2	3	4	1	2	3	4		1	2		3				4
1	Bored Pile (45 No)																	689	689	100%		
2	Base Slab Concrete																	304	304	100%		
3	8 ft Height Wall (to RL 2.44 m)																	147	147	100%		
4	8 ft Height Wall (to RL 4.88 m)																	147	147	100%		
5	Floor Beam & Slab (RL 6.2m)																	81	-	0%		
6	Column																	110	8	7%		
7	Window Sea Beam (RL 6.2m)																	10	-	0%		
8	Lintel Beam (RL 7.95)																	6.6	-	0%		
9	Tie Beam (RL 9.45)																	28.2	-	0%		
10	Roof Beam & Slab (RL 11.5)																	110	-	0%		
11	Brick work																	63	-	0%		
12	Plastering																	33	-	0%		
13	Window & Door																	18 Nos	-	0%		
14	Mechanical & Electrical Work																	1set	-	0%		

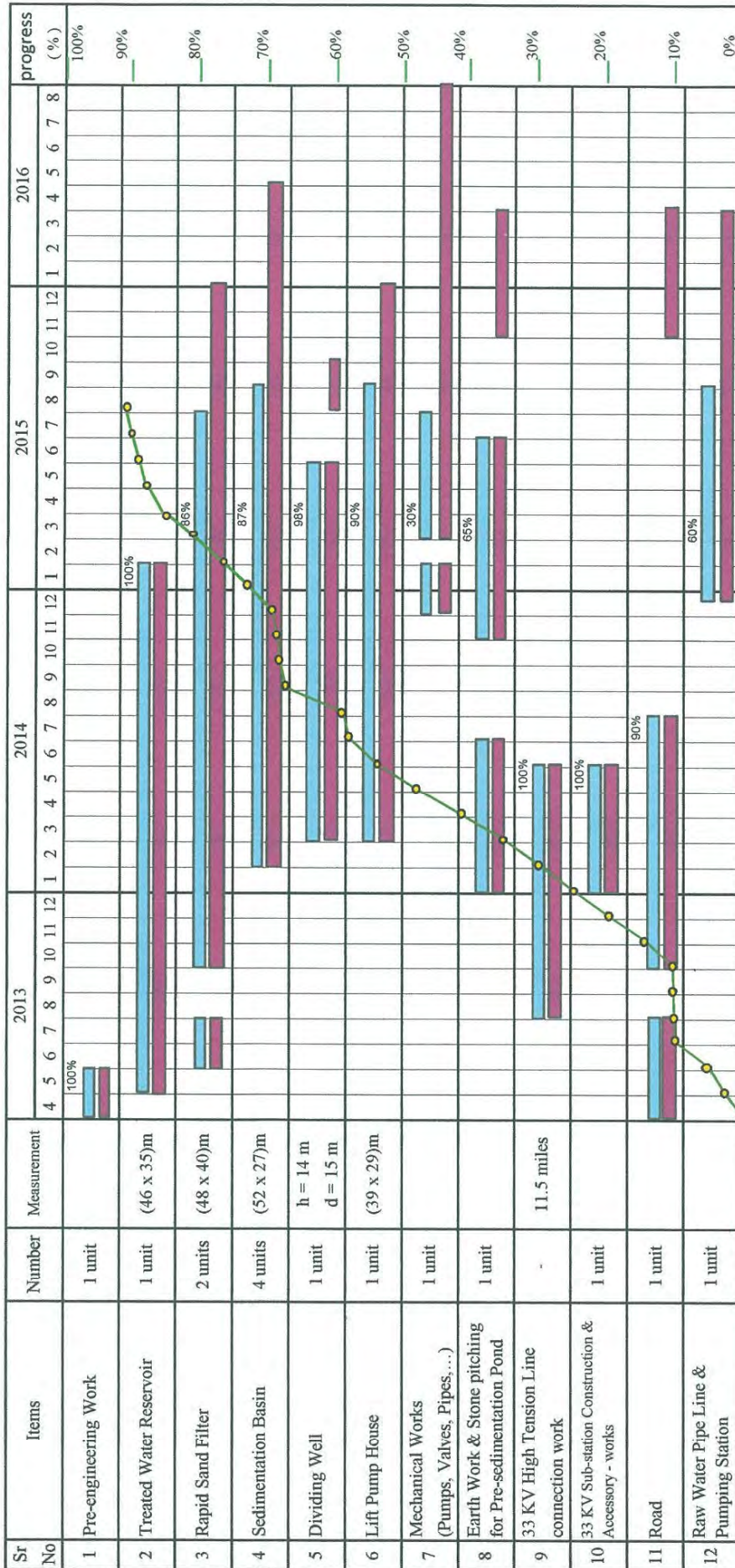
Raw Water Pipe Line

No	Particular	2015												Amount	Finishing		Remark					
		JUN				JUL				AUG					SEP				Nos	Amount	Percent	
		1	2	3	4	1	2	3	4	1	2	3	4		1	2		3				4
1	No (1) pipe line (Line of road side)																	420	146	35%		
2	No (2) pip line (Line of inner side)																	420	149	35%		

Lagunbyin Water Treatment Plant

Schedule & Workdone Chart (Total Workdone 91.45%)

1-9-2015



														Planned		Actual				
Clear Water Reservoir																				
No	Particular	2015												Amount	Finishing		Remark			
		JUL			AUG			SEP			OCT				NOV			Amount	Percent	
		1	2	3	4	1	2	3	4	1	2	3	4		1	2				3
1	Base Slab Concreting																1776	1776	100%	
2	Super Structure Concreting-I (Wall,Beam,Column,Slab)																1239	1239	100%	
3	Roof Beam-Slab																815	667	82%	
4	Mechanical and Electrical work																1set	-	0%	
Rapid Sand Filter Work Schedule (1)																				
No	Particular	2015												Amount	Finishing		Remark			
		JUL			AUG			SEP			OCT				NOV			Amount	Percent	
		1	2	3	4	1	2	3	4	1	2	3	4		1	2				3
1	Base Slab Concreting																1773	1773	100%	
2	Super Structure Concreting-I (Wall,Beam,Column,Slab)(4.3to8.4)																1858	1858	100%	
3	Filter Precast Slab																155	115.2	74%	
4	Super Structure Concreting-II (Wall,Beam,Column,Slab)(8.4to10.5)																718	718	100%	
5	Brick Work & Plastering																102	102	100%	
6	Mechanical and Electrical work																1set	-	0%	
Rapid Sand Filter Work Schedule (2)																				
No	Particular	2015												Amount	Finishing		Remark			
		JUL			AUG			SEP			OCT				NOV			Amount	Percent	
		1	2	3	4	1	2	3	4	1	2	3	4		1	2				3
1	Base Slab Concreting																1773	1773	100%	
2	Super Structure Concreting-I (Wall,Beam,Column,Slab)(4.3to8.4)																1858	1858	100%	
3	Filter Precast Slab																155	81	52%	
4	Super Structure Concreting-II (Wall,Beam,Column,Slab)(8.4to10.5)																718	718	100%	
5	Brick Work & Plastering																102	102	100%	
6	Mechanical and Electrical work																1set	-	0%	
Sedimentation Basin (1)																				
No	Particular	2015												Amount	Finishing		Remark			
		JUL			AUG			SEP			OCT				NOV			Amount	Percent	
		1	2	3	4	1	2	3	4	1	2	3	4		1	2				3
1	Base Slab Concreting																1051	1051	100%	
2	Super Structure Concreting (Wall,Beam,Column)																1027.22	1027.22	100%	
3	Roof slab																216	80	37%	
4	Mechanical and Electrical work																1set	-	0%	
Sedimentation Basin (2)																				
No	Particular	2015												Amount	Finishing		Remark			
		JUL			AUG			SEP			OCT				NOV			Amount	Percent	
		1	2	3	4	1	2	3	4	1	2	3	4		1	2				3
1	Base Slab Concreting																1051	1051	100%	
2	Super Structure Concreting (Wall,Beam,Column)																1027.22	1027.22	100%	
3	Roof slab																216	80	37%	
4	Mechanical and Electrical work																1set	-	0%	
Sedimentation Basin (3)																				
No	Particular	2015												Amount	Finishing		Remark			
		JUL			AUG			SEP			OCT				NOV			Amount	Percent	
		1	2	3	4	1	2	3	4	1	2	3	4		1	2				3
1	Base Slab Concreting																1051	1051	100%	
2	Super Structure Concreting (Wall,Beam,Column)																1027.22	1027.22	100%	
3	Roof slab																216	54	25%	
4	Mechanical and Electrical work																1set	-	0%	
Sedimentation Basin (4)																				
No	Particular	2015												Amount	Finishing		Remark			
		JUL			AUG			SEP			OCT				NOV			Amount	Percent	
		1	2	3	4	1	2	3	4	1	2	3	4		1	2				3
1	Base Slab Concreting																1051	1051	100%	
2	Super Structure Concreting (Wall,Beam,Column)																1027.22	917	89%	
3	Roof slab																216	54	25%	
4	Mechanical and Electrical work																1set	-	0%	

Dividing well																											
No	Particular	2015												Amount	Finishing		Remark										
		JUL				AUG				SEP					OCT				NOV				M ³	Amount	Percent		
		1	2	3	4	1	2	3	4	1	2	3	4		1	2		3	4	1	2	3				4	
1	Base Slab Concreting																							150	150	100%	
2	Tie Beam Level (1)																							60	60	100%	
3	Tie Beam Level (2)																							50	50	100%	
4	Floor slab level																							74	74	100%	
5	Tie Beam Level (3)																							97	97	100%	
6	Tie Beam Level (4)																							97	97	100%	
7	Top Floor Level																							93	93	100%	
8	Mechanical & Electrical Work																							1set	-	0%	

Lift Pumping Station																											
No	Particular	2015												Amount	Finishing		Remark										
		JUL				AUG				SEP					OCT				NOV				M ³	Amount	Percent		
		1	2	3	4	1	2	3	4	1	2	3	4		1	2		3	4	1	2	3				4	
1	Lean concrete																							-	-	100%	
2	Pump House Base Slab																							487	487	100%	
3	Pit Base slab and Mat Beam																							47	47	100%	
4	Pump House & Pit wall (8')																							229	229	100%	
5	Tie Beam Level & Pump House wall																							118	118	100%	
6	Intake Gate Base slab																							148	148	100%	
7	Pump House wall next level																							185	185	100%	
8	Intake Gate wall (0 to 8.48)																							142	142	100%	
9	Intake Gate wall and top slab																							150	150	100%	
10	Pump House top slab																							137	137	100%	
8	Mechanical & Electrical Work																							1set	-	0%	

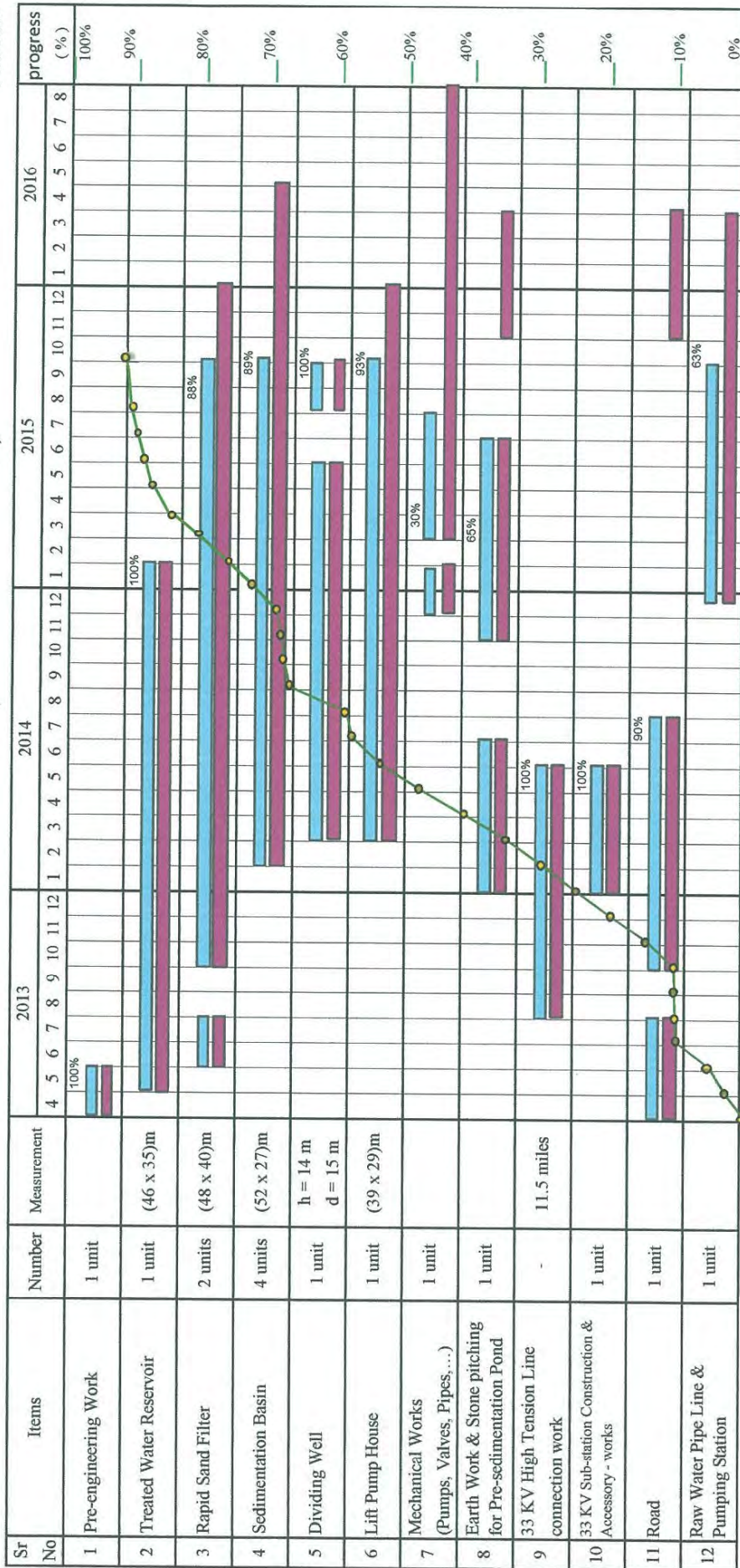
Intake Pumping Station																											
No	Particular	2015												Amount	Finishing		Remark										
		JUL				AUG				SEP					OCT				NOV				M ³	Amount	Percent		
		1	2	3	4	1	2	3	4	1	2	3	4		1	2		3	4	1	2	3				4	
1	Bored Pile (45 No)																							689	689	100%	
2	Base Slab Concrete																							304	304	100%	
3	8 ft Height Wall (to RL 2.44 m)																							147	147	100%	
4	8 ft Height Wall (to RL 4.88 m)																							147	147	100%	
5	Floor Beam & Slab (RL 6.2m)																							81	81	100%	
6	Column																							110	8	7%	
7	Window Sea Beam (RL 6.2m)																							10	-	0%	
8	Lintel Beam (RL 7.95)																							6.6	-	0%	
9	Tie Beam (RL 9.45)																							28.2	-	0%	
10	Roof Beam & Slab (RL 11.5)																							110	-	0%	
11	Brick work																							63	-	0%	
12	Plastering																							33	-	0%	
13	Window & Door																							18 Nos	-	0%	
14	Mechanical & Electrical Work																							1set	-	0%	

Raw Water Pipe Line																											
No	Particular	2015												Amount	Finishing		Remark										
		JUL				AUG				SEP					OCT				NOV				Nos	Amount	Percent		
		1	2	3	4	1	2	3	4	1	2	3	4		1	2		3	4	1	2	3				4	
1	No (1) pipe line (Line of road side)																							420	146	35%	
2	No (2) pip line (Line of inner side)																							420	149	35%	

Lagunbyin Water Treatment Plant

Schedule & Workdone Chart (Total Workdone 92%)

1-10-2015



														Planned		Actual					
Clear Water Reservoir																					
No	Particular	2015												Amount	Finishing		Remark				
		AUG			SEP			OCT			NOV				DEC			M ³	Amount	Percent	
		1	2	3	4	1	2	3	4	1	2	3	4		1	2					3
1	Base Slab Concreting																1776	1776	100%		
2	Super Structure Concreting-I (Wall,Beam,Column,Slab)																1239	1239	100%		
3	Roof Beam-Slab																815	815	100%		
4	Mechanical and Electrical work																1set	-	0%		
Rapid Sand Filter Work Schedule (1)																					
No	Particular	2015												Amount	Finishing		Remark				
		AUG			SEP			OCT			NOV				DEC			M ³	Amount	Percent	
		1	2	3	4	1	2	3	4	1	2	3	4		1	2					3
1	Base Slab Concreting																1773	1773	100%		
2	Super Structure Concreting-I (Wall,Beam,Column,Slab)(4.3to8.4)																1858	1858	100%		
3	Filter Precast Slab																155	115.2	74%		
4	Super Structure Concreting-II (Wall,Beam,Column,Slab)(8.4to10.5)																718	718	100%		
5	Brick Work & Plastering																102	102	100%		
6	Mechanical and Electrical work																1set	-	0%		
Rapid Sand Filter Work Schedule (2)																					
No	Particular	2015												Amount	Finishing		Remark				
		AUG			SEP			OCT			NOV				DEC			M ³	Amount	Percent	
		1	2	3	4	1	2	3	4	1	2	3	4		1	2					3
1	Base Slab Concreting																1773	1773	100%		
2	Super Structure Concreting-I (Wall,Beam,Column,Slab)(4.3to8.4)																1858	1858	100%		
3	Filter Precast Slab																155	112.32	72%		
4	Super Structure Concreting-II (Wall,Beam,Column,Slab)(8.4to10.5)																718	718	100%		
5	Brick Work & Plastering																102	102	100%		
6	Mechanical and Electrical work																1set	-	0%		
Sedimentation Basin (1)																					
No	Particular	2015												Amount	Finishing		Remark				
		AUG			SEP			OCT			NOV				DEC			M ³	Amount	Percent	
		1	2	3	4	1	2	3	4	1	2	3	4		1	2					3
1	Base Slab Concreting																1051	1051	100%		
2	Super Structure Concreting (Wall,Beam,Column)																1027.22	1027.22	100%		
3	Roof slab																216	216	100%		
4	Mechanical and Electrical work																1set	-	0%		
Sedimentation Basin (2)																					
No	Particular	2015												Amount	Finishing		Remark				
		AUG			SEP			OCT			NOV				DEC			M ³	Amount	Percent	
		1	2	3	4	1	2	3	4	1	2	3	4		1	2					3
1	Base Slab Concreting																1051	1051	100%		
2	Super Structure Concreting (Wall,Beam,Column)																1027.22	1027.22	100%		
3	Roof slab																216	216	100%		
4	Mechanical and Electrical work																1set	-	0%		
Sedimentation Basin (3)																					
No	Particular	2015												Amount	Finishing		Remark				
		AUG			SEP			OCT			NOV				DEC			M ³	Amount	Percent	
		1	2	3	4	1	2	3	4	1	2	3	4		1	2					3
1	Base Slab Concreting																1051	1051	100%		
2	Super Structure Concreting (Wall,Beam,Column)																1027.22	1027.22	100%		
3	Roof slab																216	216	100%		
4	Mechanical and Electrical work																1set	-	0%		
Sedimentation Basin (4)																					
No	Particular	2015												Amount	Finishing		Remark				
		AUG			SEP			OCT			NOV				DEC			M ³	Amount	Percent	
		1	2	3	4	1	2	3	4	1	2	3	4		1	2					3
1	Base Slab Concreting																1051	1051	100%		
2	Super Structure Concreting (Wall,Beam,Column)																1027.22	1027.22	100%		
3	Roof slab																216	216	100%		
4	Mechanical and Electrical work																1set	-	0%		

Dividing well

No	Particular	2015																Amount	Finishing		Remark				
		AUG				SEP				OCT				NOV					DEC				Amount	Percent	
		1	2	3	4	1	2	3	4	1	2	3	4	1	2	3	4	1	2	3		4			M ³
1	Base Slab Concreting																					150	150	100%	
2	Tie Beam Level (1)																					60	60	100%	
3	Tie Beam Level (2)																					50	50	100%	
4	Floor slab level																					74	74	100%	
5	Tie Beam Level (3)																					97	97	100%	
6	Tie Beam Level (4)																					97	97	100%	
7	Top Floor Level																					93	93	100%	
8	Mechanical & Electrical Work																					1set	-	0%	

Lift Pumping Station

No	Particular	2015																Amount	Finishing		Remark				
		AUG				SEP				OCT				NOV					DEC				Amount	Percent	
		1	2	3	4	1	2	3	4	1	2	3	4	1	2	3	4	1	2	3		4			M ³
1	Lean concrete																					-	-	100%	
2	Pump House Base Slab																					487	487	100%	
3	Pit Base slab and Mat Beam																					47	47	100%	
4	Pump House & Pit wall (8')																					229	229	100%	
5	Tie Beam Level & Pump House wall																					118	118	100%	
6	Intake Gate Base slab																					148	148	100%	
7	Pump House wall next level																					185	185	100%	
8	Intake Gate wall (0 to 8.48)																					142	142	100%	
9	Intake Gate wall and top slab																					150	150	100%	
10	Pump House top slab																					137	137	100%	
8	Mechanical & Electrical Work																					1set	-	0%	

Intake Pumping Station

No	Particular	2015																Amount	Finishing		Remark				
		AUG				SEP				OCT				NOV					DEC				Amount	Percent	
		1	2	3	4	1	2	3	4	1	2	3	4	1	2	3	4	1	2	3		4			M ³
1	Bored Pile (45 No)																					689	689	100%	
2	Base Slab Concrete																					304	304	100%	
3	8 ft Height Wall (to RL 2.44 m)																					147	147	100%	
4	8 ft Height Wall (to RL 4.88 m)																					147	147	100%	
5	Floor Beam & Slab (RL 6.2m)																					81	81	100%	
6	Column																					110	10.8	10%	
7	Window Sea Beam (RL 6.2m)																					10	-	0%	
8	Lintel Beam (RL 7.95)																					6.6	-	0%	
9	Tie Beam (RL 9.45)																					28.2	-	0%	
10	Roof Beam & Slab (RL 11.5)																					110	-	0%	
11	Brick work																					63	-	0%	
12	Plastering																					33	-	0%	
13	Window & Door																					18 Nos	-	0%	
14	Mechanical & Electrical Work																					1set	-	0%	

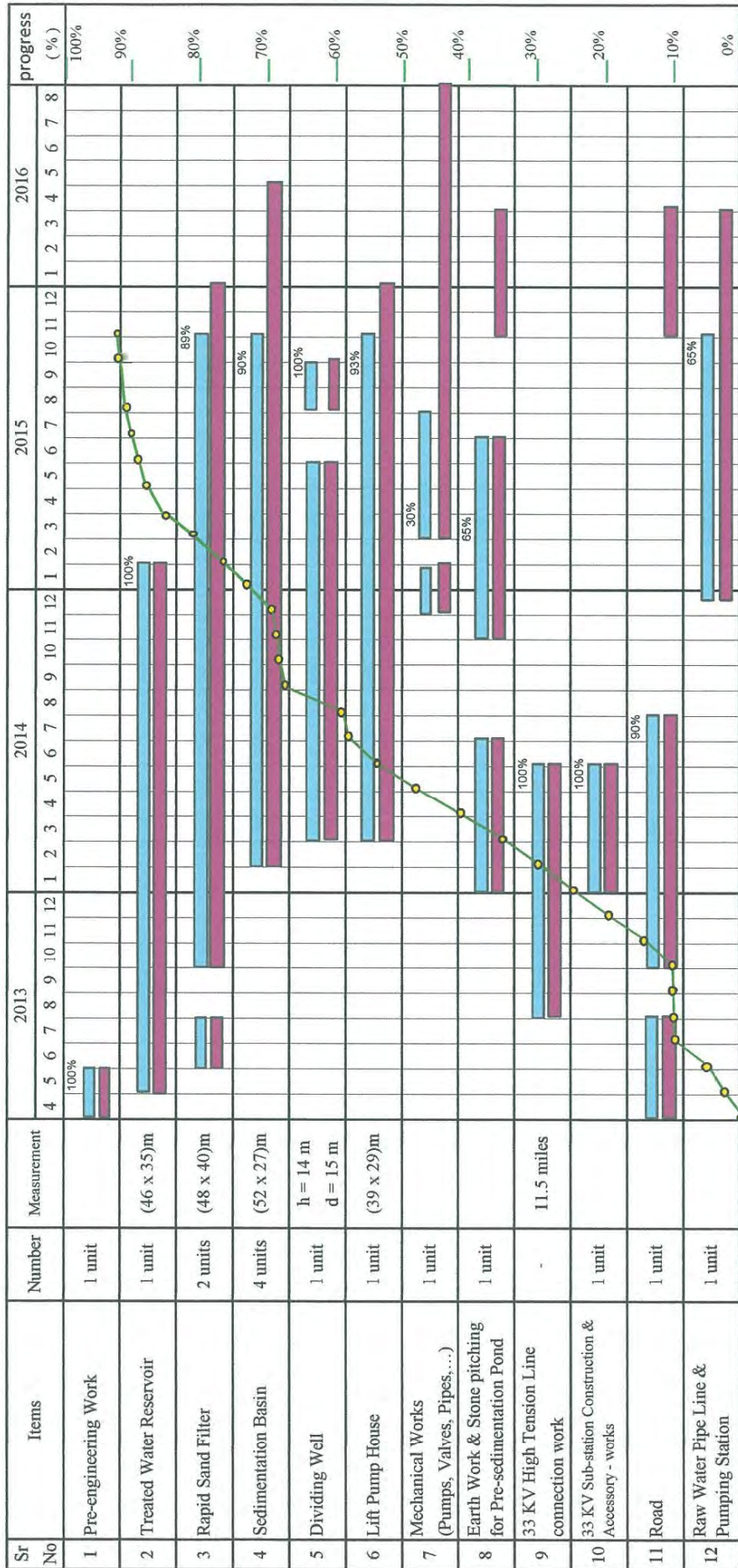
Raw Water Pipe Line

No	Particular	2015																Amount	Finishing		Remark				
		AUG				SEP				OCT				NOV					DEC				Amount	Percent	
		1	2	3	4	1	2	3	4	1	2	3	4	1	2	3	4	1	2	3		4			Nos
1	No (1) pipe line (Line of road side)																					420	146	35%	stop
2	No (2) pip line (Line of inner side)																					420	149	35%	stop

Lagunbyin Water Treatment Plant

Schedule & Workdone Chart (Total Workdone 92%)

1-11-2015



														Planned			Actual				
Clear Water Reservoir																					
No	Particular	2015												2016	Amount	Finishing		Remark			
		OCT				NOV				DEC				JAN		M ³	Amount		Percent		
		1	2	3	4	1	2	3	4	1	2	3	4	1						2	3
1	Base Slab Concreting																				
2	Super Structure Concreting-I (Wall,Beam,Column,Slab)																				
3	Roof Beam-Slab																				
4	Mechanical and Electrical work																				
Rapid Sand Filter Work Schedule (1)																					
No	Particular	2015												2016	Amount	Finishing		Remark			
		OCT				NOV				DEC				JAN		M ³	Amount		Percent		
		1	2	3	4	1	2	3	4	1	2	3	4	1						2	3
1	Base Slab Concreting																				
2	Super Structure Concreting-I (Wall,Beam,Column,Slab)(4.3to8.4)																				
3	Filter Precast Slab																				
4	Super Structure Concreting-II (Wall,Beam,Column,Slab)(8.4to10.5)																				
5	Brick Work & Plastering																				
6	Mechanical and Electrical work																				
Rapid Sand Filter Work Schedule (2)																					
No	Particular	2015												2016	Amount	Finishing		Remark			
		OCT				NOV				DEC				JAN		M ³	Amount		Percent		
		1	2	3	4	1	2	3	4	1	2	3	4	1						2	3
1	Base Slab Concreting																				
2	Super Structure Concreting-I (Wall,Beam,Column,Slab)(4.3to8.4)																				
3	Filter Precast Slab																				
4	Super Structure Concreting-II (Wall,Beam,Column,Slab)(8.4to10.5)																				
5	Brick Work & Plastering																				
6	Mechanical and Electrical work																				
Sedimentation Basin (1)																					
No	Particular	2015												2016	Amount	Finishing		Remark			
		OCT				NOV				DEC				JAN		M ³	Amount		Percent		
		1	2	3	4	1	2	3	4	1	2	3	4	1						2	3
1	Base Slab Concreting																				
2	Super Structure Concreting (Wall,Beam,Column)																				
3	Roof slab																				
4	Mechanical and Electrical work																				
Sedimentation Basin (2)																					
No	Particular	2015												2016	Amount	Finishing		Remark			
		OCT				NOV				DEC				JAN		M ³	Amount		Percent		
		1	2	3	4	1	2	3	4	1	2	3	4	1						2	3
1	Base Slab Concreting																				
2	Super Structure Concreting (Wall,Beam,Column)																				
3	Roof slab																				
4	Mechanical and Electrical work																				
Sedimentation Basin (3)																					
No	Particular	2015												2016	Amount	Finishing		Remark			
		OCT				NOV				DEC				JAN		M ³	Amount		Percent		
		1	2	3	4	1	2	3	4	1	2	3	4	1						2	3
1	Base Slab Concreting																				
2	Super Structure Concreting (Wall,Beam,Column)																				
3	Roof slab																				
4	Mechanical and Electrical work																				
Sedimentation Basin (4)																					
No	Particular	2015												2016	Amount	Finishing		Remark			
		OCT				NOV				DEC				JAN		M ³	Amount		Percent		
		1	2	3	4	1	2	3	4	1	2	3	4	1						2	3
1	Base Slab Concreting																				
2	Super Structure Concreting (Wall,Beam,Column)																				
3	Roof slab																				
4	Mechanical and Electrical work																				

Dividing well

No	Particular	2015												2016				Amount	Finishing		Remark	
		OCT				NOV				DEC				JAN					M ³	Amount		Percent
		1	2	3	4	1	2	3	4	1	2	3	4	1	2	3	4					
1	Base Slab Concreting																		150	150	100%	
2	Tie Beam Level (1)																		60	60	100%	
3	Tie Beam Level (2)																		50	50	100%	
4	Floor slab level																		74	74	100%	
5	Tie Beam Level (3)																		97	97	100%	
6	Tie Beam Level (4)																		97	97	100%	
7	Top Floor Level																		93	93	100%	
8	Mechanical & Electrical Work																		1set	-	0%	

Lift Pumping Station

No	Particular	2015												2016				Amount	Finishing		Remark	
		OCT				NOV				DEC				JAN					M ³	Amount		Percent
		1	2	3	4	1	2	3	4	1	2	3	4	1	2	3	4					
1	Lean concrete																		-	-	100%	
2	Pump House Base Slab																		487	487	100%	
3	Pit Base slab and Mat Beam																		47	47	100%	
4	Pump House & Pit wall (8')																		229	229	100%	
5	Tie Beam Level & Pump House wall																		118	118	100%	
6	Intake Gate Base slab																		148	148	100%	
7	Pump House wall next level																		185	185	100%	
8	Intake Gate wall (0 to 8.48)																		142	142	100%	
9	Intake Gate wall and top slab																		150	150	100%	
10	Pump House top slab																		137	137	100%	
8	Mechanical & Electrical Work																		1set	-	0%	

Intake Pumping Station

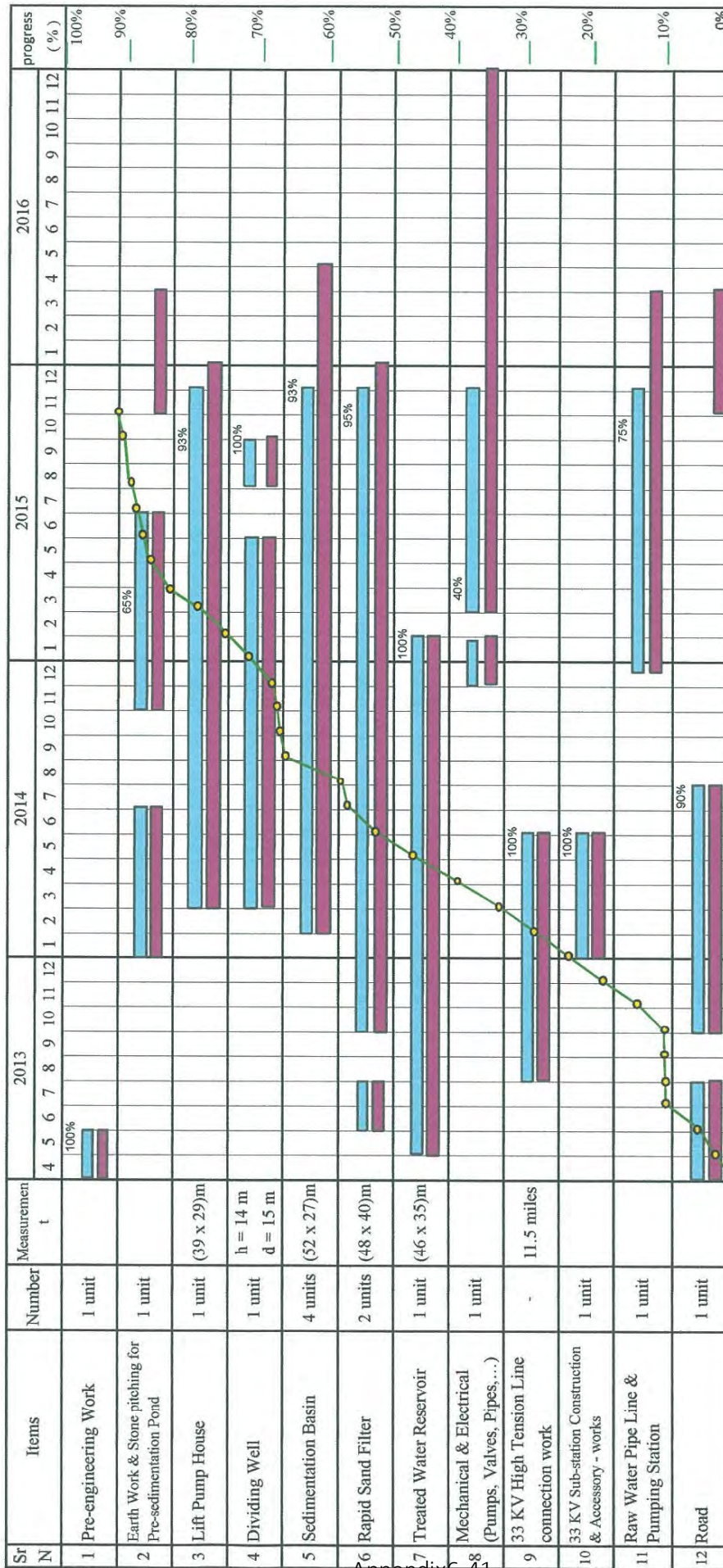
No	Particular	2015												2016				Amount	Finishing		Remark	
		OCT				NOV				DEC				JAN					M ³	Amount		Percent
		1	2	3	4	1	2	3	4	1	2	3	4	1	2	3	4					
1	Bored Pile (45 No)																		689	689	100%	
2	Base Slab Concrete																		304	304	100%	
3	8 ft Height Wall (to RL 2.44 m)																		147	147	100%	
4	8 ft Height Wall (to RL 4.88 m)																		147	147	100%	
5	Floor Beam & Slab (RL 6.2m)																		81	81	100%	
6	Column																		110	73	80%	
7	Window Sea Beam (RL 6.2m)																		10	8	80%	
8	Lintel Beam (RL 7.95)																		6.6	-	0%	
9	Tie Beam (RL 9.45)																		28.2	28.2	100%	
10	Roof Beam & Slab (RL 11.5)																		110	-	0%	
11	Brick work																		63	50.4	80%	
12	Plastering																		33	-	0%	
13	Window & Door																		18 Nos	-	0%	
14	Mechanical & Electrical Work																		1set	-	0%	

Raw Water Pipe Line

No	Particular	2015												2016				Amount	Finishing		Remark	
		OCT				NOV				DEC				JAN					Nos	Amount		Percent
		1	2	3	4	1	2	3	4	1	2	3	4	1	2	3	4					
1	No (1) pipe line (Line of road side)																		420	182	43%	
2	No (2) pip line (Line of inner side)																		420	185	44%	

Lagunbyin Water Treatment Plant

Schedule & Workdone Chart (Total Workdone 93%)



														Planned		Actual					
Clear Water Reservoir																					
No	Particular	2015												2016	Amount	Finishing		Remark			
		OCT				NOV				DEC				JAN		M ³	Amount		Percent		
		1	2	3	4	1	2	3	4	1	2	3	4	1						2	3
1	Base Slab Concreting																	1776	1776	100%	
2	Super Structure Concreting-I (Wall,Beam,Column,Slab)																	1239	1239	100%	
3	Roof Beam-Slab																	815	815	100%	
4	Mechanical and Electrical work																	1set	-	0%	
Rapid Sand Filter Work Schedule (1)																					
No	Particular	2015												2016	Amount	Finishing		Remark			
		OCT				NOV				DEC				JAN		M ³	Amount		Percent		
		1	2	3	4	1	2	3	4	1	2	3	4	1						2	3
1	Base Slab Concreting																	1773	1773	100%	
2	Super Structure Concreting-I (Wall,Beam,Column,Slab)(4.3to8.4)																	1858	1858	100%	
3	Filter Precast Slab																	155	155	100%	
4	Super Structure Concreting-II (Wall,Beam,Column,Slab)(8.4to10.5)																	718	718	100%	
5	Brick Work & Plastering																	102	102	100%	
6	Mechanical and Electrical work																	1set	-	0%	
Rapid Sand Filter Work Schedule (2)																					
No	Particular	2015												2016	Amount	Finishing		Remark			
		OCT				NOV				DEC				JAN		M ³	Amount		Percent		
		1	2	3	4	1	2	3	4	1	2	3	4	1						2	3
1	Base Slab Concreting																	1773	1773	100%	
2	Super Structure Concreting-I (Wall,Beam,Column,Slab)(4.3to8.4)																	1858	1858	100%	
3	Filter Precast Slab																	155	133.92	86%	
4	Super Structure Concreting-II (Wall,Beam,Column,Slab)(8.4to10.5)																	718	718	100%	
5	Brick Work & Plastering																	102	102	100%	
6	Mechanical and Electrical work																	1set	-	0%	
Sedimentation Basin (1)																					
No	Particular	2015												2016	Amount	Finishing		Remark			
		OCT				NOV				DEC				JAN		M ³	Amount		Percent		
		1	2	3	4	1	2	3	4	1	2	3	4	1						2	3
1	Base Slab Concreting																	1051	1051	100%	
2	Super Structure Concreting (Wall,Beam,Column)																	1027.22	1027.22	100%	
3	Roof slab																	216	216	100%	
4	Mechanical and Electrical work																	1set	-	0%	
Sedimentation Basin (2)																					
No	Particular	2015												2016	Amount	Finishing		Remark			
		OCT				NOV				DEC				JAN		M ³	Amount		Percent		
		1	2	3	4	1	2	3	4	1	2	3	4	1						2	3
1	Base Slab Concreting																	1051	1051	100%	
2	Super Structure Concreting (Wall,Beam,Column)																	1027.22	1027.22	100%	
3	Roof slab																	216	216	100%	
4	Mechanical and Electrical work																	1set	-	0%	
Sedimentation Basin (3)																					
No	Particular	2015												2016	Amount	Finishing		Remark			
		OCT				NOV				DEC				JAN		M ³	Amount		Percent		
		1	2	3	4	1	2	3	4	1	2	3	4	1						2	3
1	Base Slab Concreting																	1051	1051	100%	
2	Super Structure Concreting (Wall,Beam,Column)																	1027.22	1027.22	100%	
3	Roof slab																	216	216	100%	
4	Mechanical and Electrical work																	1set	-	0%	
Sedimentation Basin (4)																					
No	Particular	2015												2016	Amount	Finishing		Remark			
		OCT				NOV				DEC				JAN		M ³	Amount		Percent		
		1	2	3	4	1	2	3	4	1	2	3	4	1						2	3
1	Base Slab Concreting																	1051	1051	100%	
2	Super Structure Concreting (Wall,Beam,Column)																	1027.22	1027.22	100%	
3	Roof slab																	216	216	100%	
4	Mechanical and Electrical work																	1set	-	0%	

Dividing well

No	Particular	2015												2016				Amount	Finishing		Remark	
		OCT				NOV				DEC				JAN					M ³	Amount		Percent
		1	2	3	4	1	2	3	4	1	2	3	4	1	2	3	4					
1	Base Slab Concreting																		150	150	100%	
2	Tie Beam Level (1)																		60	60	100%	
3	Tie Beam Level (2)																		50	50	100%	
4	Floor slab level																		74	74	100%	
5	Tie Beam Level (3)																		97	97	100%	
6	Tie Beam Level (4)																		97	97	100%	
7	Top Floor Level																		93	93	100%	
8	Mechanical & Electrical Work																		1set	-	0%	

Lift Pumping Station

No	Particular	2015												2016				Amount	Finishing		Remark	
		OCT				NOV				DEC				JAN					M ³	Amount		Percent
		1	2	3	4	1	2	3	4	1	2	3	4	1	2	3	4					
1	Lean concrete																		-	-	100%	
2	Pump House Base Slab																		487	487	100%	
3	Pit Base slab and Mat Beam																		47	47	100%	
4	Pump House & Pit wall (8')																		229	229	100%	
5	Tie Beam Level & Pump House wall																		118	118	100%	
6	Intake Gate Base slab																		148	148	100%	
7	Pump House wall next level																		185	185	100%	
8	Intake Gate wall (0 to 8.48)																		142	142	100%	
9	Intake Gate wall and top slab																		150	150	100%	
10	Pump House top slab																		137	137	100%	
8	Mechanical & Electrical Work																		1set	-	0%	

Intake Pumping Station

No	Particular	2015												2016				Amount	Finishing		Remark	
		OCT				NOV				DEC				JAN					M ³	Amount		Percent
		1	2	3	4	1	2	3	4	1	2	3	4	1	2	3	4					
1	Bored Pile (45 No)																		689	689	100%	
2	Base Slab Concrete																		304	304	100%	
3	8 ft Height Wall (to RL 2.44 m)																		147	147	100%	
4	8 ft Height Wall (to RL 4.88 m)																		147	147	100%	
5	Floor Beam & Slab (RL 6.2m)																		81	81	100%	
6	Column																		110	110	100%	
7	Window Sea Beam (RL 6.2m)																		10	8	80%	
8	Lintel Beam (RL 7.95)																		6.6	0.66	10%	
9	Tie Beam (RL 9.45)																		28.2	28.2	100%	
10	Roof Beam & Slab (RL 11.5)																		110	66	60%	
11	Brick work																		63	56.7	90%	
12	Plastering																		33	-	0%	
13	Window & Door																		18 Nos	-	0%	
14	Mechanical & Electrical Work																		1set	-	0%	

Raw Water Pipe Line

No	Particular	2015												2016				Amount	Finishing		Remark	
		OCT				NOV				DEC				JAN					Nos	Amount		Percent
		1	2	3	4	1	2	3	4	1	2	3	4	1	2	3	4					
1	No (1) pipe line (Line of road side)																		420	207	49%	
2	No (2) pip line (Line of inner side)																		420	213	51%	

													Planned	Actual						
Clear Water Reservoir																				
No	Particular	2015				2016				Amount	Finishing		Remark							
		NOV				DEC					JAN			FEB		MAR				
		1	2	3	4	1	2	3	4		1	2		3	4	1	2	3	4	M ³
1	Base Slab Concreting																	1776	1776	100%
2	Super Structure Concreting-I (Wall,Beam,Column,Slab)																	1239	1239	100%
3	Roof Beam-Slab																	815	815	100%
4	Mechanical and Electrical work																	Iset	-	0%
Rapid Sand Filter Work Schedule (1)																				
No	Particular	2015				2016				Amount	Finishing		Remark							
		NOV				DEC					JAN			FEB		MAR				
		1	2	3	4	1	2	3	4		1	2		3	4	1	2	3	4	M ³
1	Base Slab Concreting																	1773	1773	100%
2	Super Structure Concreting-I (Wall,Beam,Column,Slab)(4.3to8.4)																	1858	1858	100%
3	Filter Precast Slab																	155	155	100%
4	Super Structure Concreting-II (Wall,Beam,Column,Slab)(8.4to10.5)																	718	718	100%
5	Brick Work & Plastering																	102	102	100%
6	Mechanical and Electrical work																	Iset	-	0%
Rapid Sand Filter Work Schedule (2)																				
No	Particular	2015				2016				Amount	Finishing		Remark							
		NOV				DEC					JAN			FEB		MAR				
		1	2	3	4	1	2	3	4		1	2		3	4	1	2	3	4	M ³
1	Base Slab Concreting																	1773	1773	100%
2	Super Structure Concreting-I (Wall,Beam,Column,Slab)(4.3to8.4)																	1858	1858	100%
3	Filter Precast Slab																	155	151.2	98%
4	Super Structure Concreting-II (Wall,Beam,Column,Slab)(8.4to10.5)																	718	718	100%
5	Brick Work & Plastering																	102	102	100%
6	Mechanical and Electrical work																	Iset	-	0%
Sedimentation Basin (1)																				
No	Particular	2015				2016				Amount	Finishing		Remark							
		NOV				DEC					JAN			FEB		MAR				
		1	2	3	4	1	2	3	4		1	2		3	4	1	2	3	4	M ³
1	Base Slab Concreting																	1051	1051	100%
2	Super Structure Concreting (Wall,Beam,Column)																	1027.22	1027.22	100%
3	Roof'slab																	216	216	100%
4	Mechanical and Electrical work																	Iset	-	0%
Sedimentation Basin (2)																				
No	Particular	2015				2016				Amount	Finishing		Remark							
		NOV				DEC					JAN			FEB		MAR				
		1	2	3	4	1	2	3	4		1	2		3	4	1	2	3	4	M ³
1	Base Slab Concreting																	1051	1051	100%
2	Super Structure Concreting (Wall,Beam,Column)																	1027.22	1027.22	100%
3	Roof'slab																	216	216	100%
4	Mechanical and Electrical work																	Iset	-	0%
Sedimentation Basin (3)																				
No	Particular	2015				2016				Amount	Finishing		Remark							
		NOV				DEC					JAN			FEB		MAR				
		1	2	3	4	1	2	3	4		1	2		3	4	1	2	3	4	M ³
1	Base Slab Concreting																	1051	1051	100%
2	Super Structure Concreting (Wall,Beam,Column)																	1027.22	1027.22	100%
3	Roof'slab																	216	216	100%
4	Mechanical and Electrical work																	Iset	-	0%
Sedimentation Basin (4)																				
No	Particular	2015				2016				Amount	Finishing		Remark							
		NOV				DEC					JAN			FEB		MAR				
		1	2	3	4	1	2	3	4		1	2		3	4	1	2	3	4	M ³
1	Base Slab Concreting																	1051	1051	100%
2	Super Structure Concreting (Wall,Beam,Column)																	1027.22	1027.22	100%
3	Roof'slab																	216	216	100%
4	Mechanical and Electrical work																	Iset	-	0%

Dividing well																
No	Particular	2015				2016				Amount	Finishing		Remark			
		NOV				JAN					Amount					
		1	2	3	4	1	2	3	4		1	2		3	4	M ³
1	Base Slab Concreting												150	150	100%	
2	Tie Beam Level (1)												60	60	100%	
3	Tie Beam Level (2)												50	50	100%	
4	Floor slab level												74	74	100%	
5	Tie Beam Level (3)												97	97	100%	
6	Tie Beam Level (4)												97	97	100%	
7	Top Floor Level												93	93	100%	
8	Mechanical & Electrical Work												1set	-	0%	

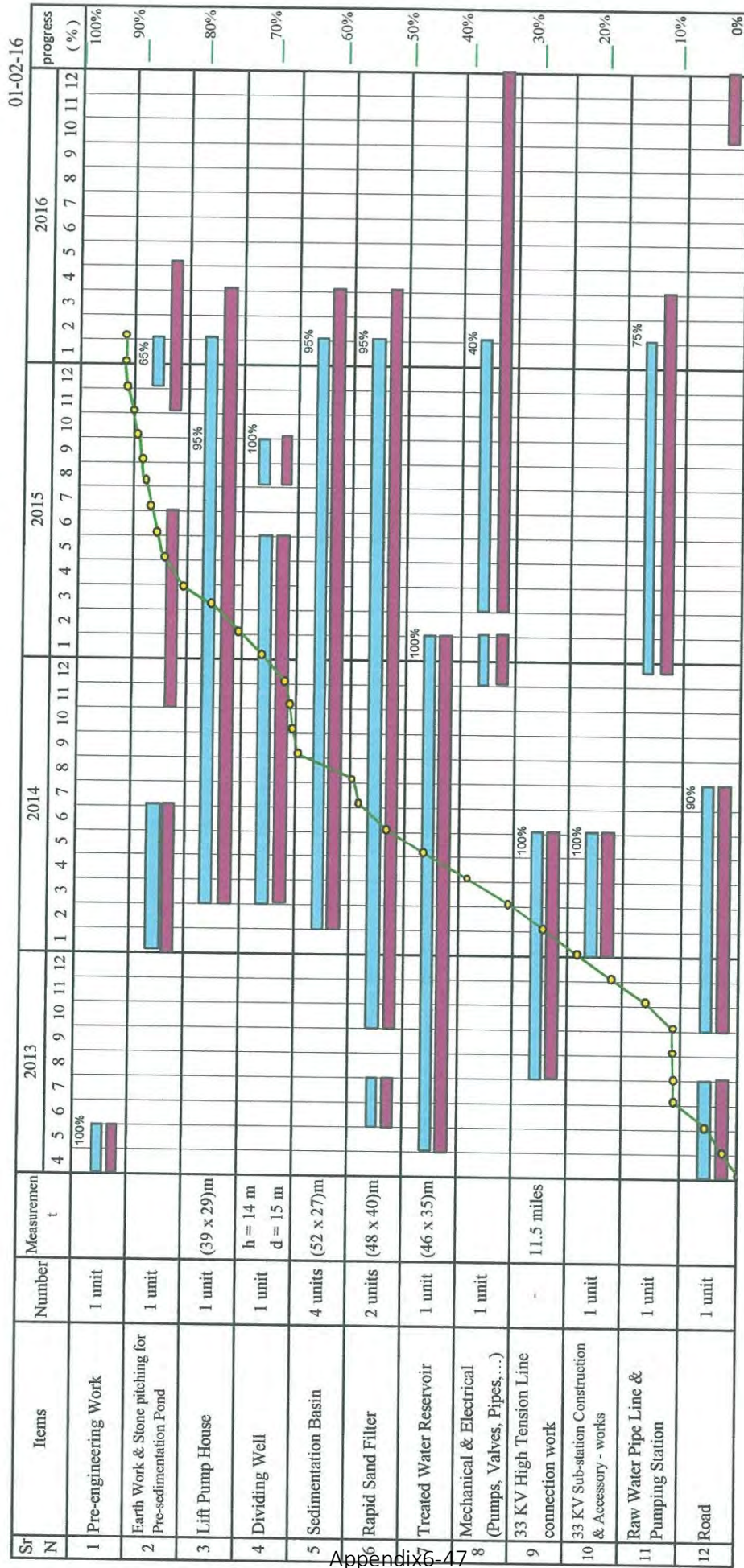
Lift Pumping Station																
No	Particular	2015				2016				Amount	Finishing		Remark			
		NOV				JAN					Amount					
		1	2	3	4	1	2	3	4		1	2		3	4	M ³
1	Lean concrete												-	-	100%	
2	Pump House Base Slab												487	487	100%	
3	Pit Base slab and Mat Beam												47	47	100%	
4	Pump House & Pit wall (8')												229	229	100%	
5	Tie Beam Level & Pump House wall												118	118	100%	
6	Intake Gate Base slab												148	148	100%	
7	Pump House wall next level												185	185	100%	
8	Intake Gate wall (0 to 8.48)												142	142	100%	
9	Intake Gate wall and top slab												150	150	100%	
10	Pump House top slab												137	137	100%	
8	Mechanical & Electrical Work												1set	-	0%	

Intake Pumping Station																
No	Particular	2015				2016				Amount	Finishing		Remark			
		NOV				JAN					Amount					
		1	2	3	4	1	2	3	4		1	2		3	4	M ³
1	Bored Pile (45 No)												689	689	100%	
2	Base Slab Concrete												304	304	100%	
3	8 ft Height Wall (to RL 2.44 m)												147	147	100%	
4	8 ft Height Wall (to RL 4.88 m)												147	147	100%	
5	Floor Beam & Slab (RL 6.2m)												81	81	100%	
6	Column												110	110	100%	
7	Window Sea Beam (RL 6.2m)												10	10	100%	
8	Lintel Beam (RL 7.95)												6.6	1.98	30%	
9	Tie Beam (RL 9.45)												28.2	28.2	100%	
10	Roof Beam & Slab (RL 11.5)												110	110	100%	
11	Brick work												63	63	100%	
12	Plastering												33	-	0%	
13	Window & Door												18 Nos	-	0%	
14	Mechanical & Electrical Work												1set	-	0%	

Raw Water Pipe Line																
No	Particular	2015				2016				Amount	Finishing		Remark			
		NOV				JAN					Amount					
		1	2	3	4	1	2	3	4		1	2		3	4	Nos
1	No (1) pipe line (Line of road side)												420	338	80%	
2	No (2) pip line (Line of inner side)												420	327	78%	

Lagunbyin Water Treatment Plant

Schedule & Workdone Chart (Total Workdone 93%)



																		Planned		Actual					
Clear Water Reservoir																									
No	Particular	2015				2016												Amount	Finishing		Remark				
		DEC				JAN				FEB				MAR					APR				Amount	Percent	
		1	2	3	4	1	2	3	4	1	2	3	4	1	2	3	4		1	2		3			4
1	Base Slab Concreting																			1776	1776	100%			
2	Super Structure Concreting-I (Wall,Beam,Column,Slab)																			1239	1239	100%			
3	Roof Beam-Slab																			815	815	100%			
4	Mechanical and Electrical work																			1set	-	0%			
Rapid Sand Filter Work Schedule (1)																									
No	Particular	2015				2016												Amount	Finishing		Remark				
		DEC				JAN				FEB				MAR					APR				Amount	Percent	
		1	2	3	4	1	2	3	4	1	2	3	4	1	2	3	4		1	2		3			4
1	Base Slab Concreting																			1773	1773	100%			
2	Super Structure Concreting-I (Wall,Beam,Column,Slab)(4.3to8.4)																			1858	1858	100%			
3	Filter Precast Slab																			155	155	100%			
4	Super Structure Concreting-II (Wall,Beam,Column,Slab)(8.4to10.5)																			718	718	100%			
5	Brick Work & Plastering																			102	102	100%			
6	Mechanical and Electrical work																			1set	-	0%			
Rapid Sand Filter Work Schedule (2)																									
No	Particular	2015				2016												Amount	Finishing		Remark				
		DEC				JAN				FEB				MAR					APR				Amount	Percent	
		1	2	3	4	1	2	3	4	1	2	3	4	1	2	3	4		1	2		3			4
1	Base Slab Concreting																			1773	1773	100%			
2	Super Structure Concreting-I (Wall,Beam,Column,Slab)(4.3to8.4)																			1858	1858	100%			
3	Filter Precast Slab																			155	151.2	98%			
4	Super Structure Concreting-II (Wall,Beam,Column,Slab)(8.4to10.5)																			718	718	100%			
5	Brick Work & Plastering																			102	102	100%			
6	Mechanical and Electrical work																			1set	-	0%			
Sedimentation Basin (1)																									
No	Particular	2015				2016												Amount	Finishing		Remark				
		DEC				JAN				FEB				MAR					APR				Amount	Percent	
		1	2	3	4	1	2	3	4	1	2	3	4	1	2	3	4		1	2		3			4
1	Base Slab Concreting																			1051	1051	100%			
2	Super Structure Concreting (Wall,Beam,Column)																			1027.22	1027.22	100%			
3	Roof slab																			216	216	100%			
4	Mechanical and Electrical work																			1set	-	0%			
Sedimentation Basin (2)																									
No	Particular	2015				2016												Amount	Finishing		Remark				
		DEC				JAN				FEB				MAR					APR				Amount	Percent	
		1	2	3	4	1	2	3	4	1	2	3	4	1	2	3	4		1	2		3			4
1	Base Slab Concreting																			1051	1051	100%			
2	Super Structure Concreting (Wall,Beam,Column)																			1027.22	1027.22	100%			
3	Roof slab																			216	216	100%			
4	Mechanical and Electrical work																			1set	-	0%			
Sedimentation Basin (3)																									
No	Particular	2015				2016												Amount	Finishing		Remark				
		DEC				JAN				FEB				MAR					APR				Amount	Percent	
		1	2	3	4	1	2	3	4	1	2	3	4	1	2	3	4		1	2		3			4
1	Base Slab Concreting																			1051	1051	100%			
2	Super Structure Concreting (Wall,Beam,Column)																			1027.22	1027.22	100%			
3	Roof slab																			216	216	100%			
4	Mechanical and Electrical work																			1set	-	0%			
Sedimentation Basin (4)																									
No	Particular	2015				2016												Amount	Finishing		Remark				
		DEC				JAN				FEB				MAR					APR				Amount	Percent	
		1	2	3	4	1	2	3	4	1	2	3	4	1	2	3	4		1	2		3			4
1	Base Slab Concreting																			1051	1051	100%			
2	Super Structure Concreting (Wall,Beam,Column)																			1027.22	1027.22	100%			
3	Roof slab																			216	216	100%			
4	Mechanical and Electrical work																			1set	-	0%			

Dividing well																			
No	Particular	2015				2016								Amount	Finishing		Remark		
		DEC				JAN			FEB			MAR			APR				
		1	2	3	4	1	2	3	4	1	2	3	4		1	2		3	4
1	Base Slab Concreting															150	150	100%	
2	Tie Beam Level (1)															60	60	100%	
3	Tie Beam Level (2)															50	50	100%	
4	Floor slab level															74	74	100%	
5	Tie Beam Level (3)															97	97	100%	
6	Tie Beam Level (4)															97	97	100%	
7	Top Floor Level															93	93	100%	
8	Mechanical & Electrical Work															1set	-	0%	

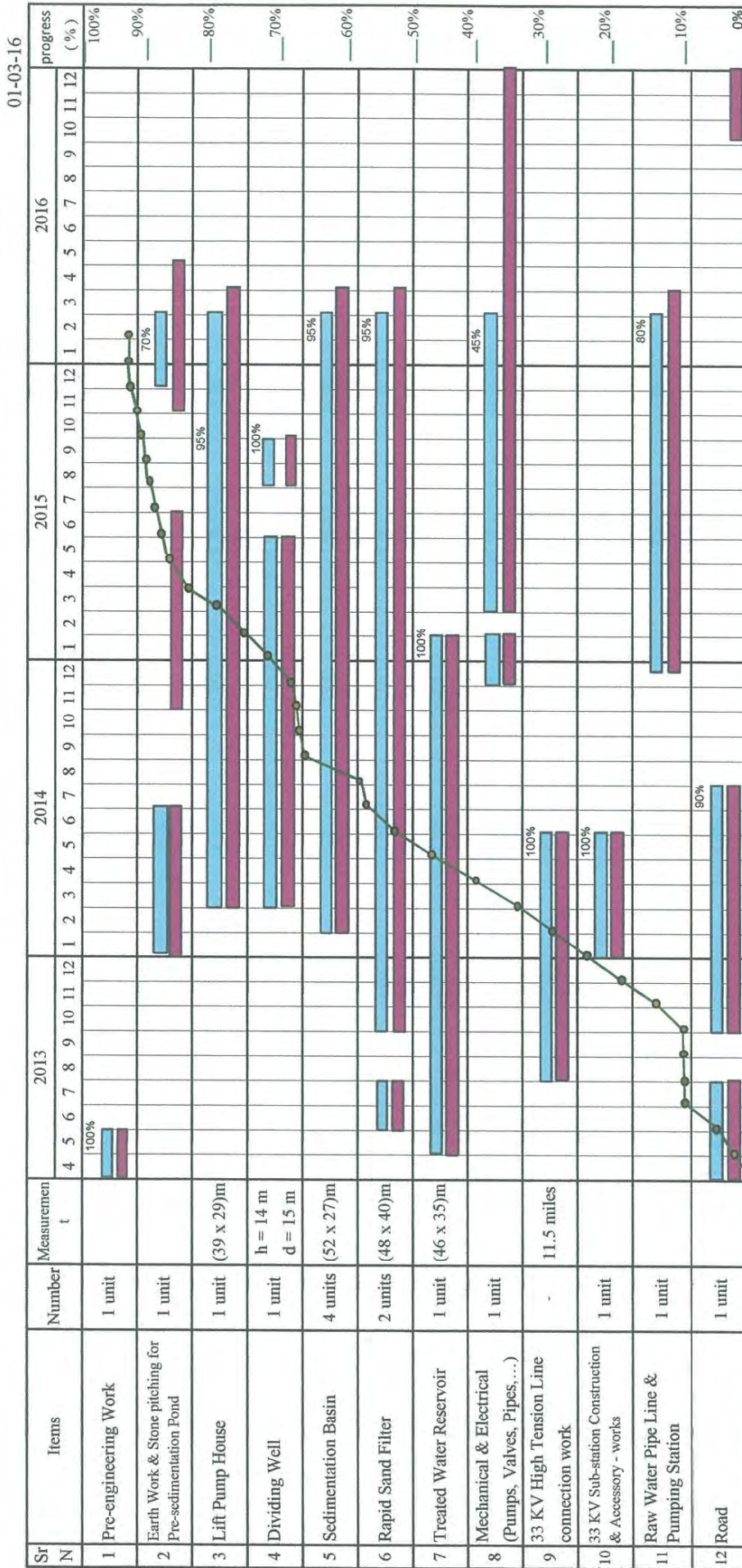
Lift Pumping Station																			
No	Particular	2015				2016								Amount	Finishing		Remark		
		DEC				JAN			FEB			MAR			APR				
		1	2	3	4	1	2	3	4	1	2	3	4		1	2		3	4
1	Lean concrete															-	-	100%	
2	Pump House Base Slab															487	487	100%	
3	Pit Base slab and Mat Beam															47	47	100%	
4	Pump House & Pit wall (8')															229	229	100%	
5	Tie Beam Level & Pump House wall															118	118	100%	
6	Intake Gate Base slab															148	148	100%	
7	Pump House wall next level															185	185	100%	
8	Intake Gate wall (0 to 8.48)															142	142	100%	
9	Intake Gate wall and top slab															150	150	100%	
10	Pump House top slab															137	137	100%	
8	Mechanical & Electrical Work															1set	-	0%	

Intake Pumping Station																			
No	Particular	2015				2016								Amount	Finishing		Remark		
		DEC				JAN			FEB			MAR			APR				
		1	2	3	4	1	2	3	4	1	2	3	4		1	2		3	4
1	Bored Pile (45 No)															689	689	100%	
2	Base Slab Concrete															304	304	100%	
3	8 ft Height Wall (to RL 2.44 m)															147	147	100%	
4	8 ft Height Wall (to RL 4.88 m)															147	147	100%	
5	Floor Beam & Slab (RL 6.2m)															81	81	100%	
6	Column															110	110	100%	
7	Window Sea Beam (RL 6.2m)															10	10	100%	
8	Lintel Beam (RL 7.95)															6.6	4.29	65%	
9	Tie Beam (RL 9.45)															28.2	28.2	100%	
10	Roof Beam & Slab (RL 11.5)															110	110	100%	
11	Brick work															63	63	100%	
12	Plastering															33	-	0%	
13	Window & Door															18 Nos	-	0%	
14	Mechanical & Electrical Work															1set	-	0%	

Raw Water Pipe Line																			
No	Particular	2015				2016								Amount	Finishing		Remark		
		DEC				JAN			FEB			MAR			APR				
		1	2	3	4	1	2	3	4	1	2	3	4		1	2		3	4
1	No (1) pipe line (Line of road side)															420	357	85%	
2	No (2) pip line (Line of inner side)															420	348	83%	

Lagunbyin Water Treatment Plant

Schedule & Workdone Chart (Total Workdone 95%)



																						Planned		Actual			
Clear Water Reservoir																											
No	Particular	2016																				Amount	Finishing		Remark		
		JAN				FEB				MAR				APR				MAY					M ³	Amount		Percent	
		1	2	3	4	1	2	3	4	1	2	3	4	1	2	3	4	1	2	3	4						
1	Base Slab Concreting																							1776	1776	100%	
2	Super Structure Concreting-I (Wall,Beam,Column,Slab)																							1239	1239	100%	
3	Roof Beam-Slab																							815	815	100%	
4	Mechanical and Electrical work																							1set	-	0%	
Rapid Sand Filter Work Schedule (1)																											
No	Particular	2016																				Amount	Finishing		Remark		
		JAN				FEB				MAR				APR				MAY					M ³	Amount		Percent	
		1	2	3	4	1	2	3	4	1	2	3	4	1	2	3	4	1	2	3	4						
1	Base Slab Concreting																							1773	1773	100%	
2	Super Structure Concreting-I (Wall,Beam,Column,Slab)(4.3to8.4)																							1858	1858	100%	
3	Filter Precast Slab																							155	155	100%	
4	Super Structure Concreting-II (Wall,Beam,Column,Slab)(8.4to10.5)																							718	718	100%	
5	Brick Work & Plastering																							102	102	100%	
6	Mechanical and Electrical work																							1set	-	50%	
Rapid Sand Filter Work Schedule (2)																											
No	Particular	2016																				Amount	Finishing		Remark		
		JAN				FEB				MAR				APR				MAY					M ³	Amount		Percent	
		1	2	3	4	1	2	3	4	1	2	3	4	1	2	3	4	1	2	3	4						
1	Base Slab Concreting																							1773	1773	100%	
2	Super Structure Concreting-I (Wall,Beam,Column,Slab)(4.3to8.4)																							1858	1858	100%	
3	Filter Precast Slab																							155	151.2	98%	
4	Super Structure Concreting-II (Wall,Beam,Column,Slab)(8.4to10.5)																							718	718	100%	
5	Brick Work & Plastering																							102	102	100%	
6	Mechanical and Electrical work																							1set	-	50%	
Sedimentation Basin (1)																											
No	Particular	2016																				Amount	Finishing		Remark		
		JAN				FEB				MAR				APR				MAY					M ³	Amount		Percent	
		1	2	3	4	1	2	3	4	1	2	3	4	1	2	3	4	1	2	3	4						
1	Base Slab Concreting																							1051	1051	100%	
2	Super Structure Concreting (Wall,Beam,Column)																							1027.22	1027.22	100%	
3	Roof'slab																							216	216	100%	
4	Mechanical and Electrical work																							1set	-	70%	
Sedimentation Basin (2)																											
No	Particular	2016																				Amount	Finishing		Remark		
		JAN				FEB				MAR				APR				MAY					M ³	Amount		Percent	
		1	2	3	4	1	2	3	4	1	2	3	4	1	2	3	4	1	2	3	4						
1	Base Slab Concreting																							1051	1051	100%	
2	Super Structure Concreting (Wall,Beam,Column)																							1027.22	1027.22	100%	
3	Roof'slab																							216	216	100%	
4	Mechanical and Electrical work																							1set	-	30%	
Sedimentation Basin (3)																											
No	Particular	2016																				Amount	Finishing		Remark		
		JAN				FEB				MAR				APR				MAY					M ³	Amount		Percent	
		1	2	3	4	1	2	3	4	1	2	3	4	1	2	3	4	1	2	3	4						
1	Base Slab Concreting																							1051	1051	100%	
2	Super Structure Concreting (Wall,Beam,Column)																							1027.22	1027.22	100%	
3	Roof'slab																							216	216	100%	
4	Mechanical and Electrical work																							1set	-	0%	
Sedimentation Basin (4)																											
No	Particular	2016																				Amount	Finishing		Remark		
		JAN				FEB				MAR				APR				MAY					M ³	Amount		Percent	
		1	2	3	4	1	2	3	4	1	2	3	4	1	2	3	4	1	2	3	4						
1	Base Slab Concreting																							1051	1051	100%	
2	Super Structure Concreting (Wall,Beam,Column)																							1027.22	1027.22	100%	
3	Roof'slab																							216	216	100%	
4	Mechanical and Electrical work																							1set	-	0%	

Dividing well

No	Particular	2016												Amount	Finishing		Remark								
		JAN			FEB			MAR			APR				MAY			Amount	Percent						
		1	2	3	4	1	2	3	4	1	2	3	4		1	2				3	4				
1	Base Slab Concreting																	M ³				150	150	100%	
2	Tie Beam Level (1)																					60	60	100%	
3	Tie Beam Level (2)																					50	50	100%	
4	Floor slab level																					74	74	100%	
5	Tie Beam Level (3)																					97	97	100%	
6	Tie Beam Level (4)																					97	97	100%	
7	Top Floor Level																					93	93	100%	
8	Mechanical & Electrical Work																					Iset	-	80%	

Lift Pumping Station

No	Particular	2016												Amount	Finishing		Remark								
		JAN			FEB			MAR			APR				MAY			Amount	Percent						
		1	2	3	4	1	2	3	4	1	2	3	4		1	2				3	4				
1	Lean concrete																	M ³				-	-	100%	
2	Pump House Base Slab																					487	487	100%	
3	Pit Base slab and Mat Beam																					47	47	100%	
4	Pump House & Pit wall (8')																					229	229	100%	
5	Tie Beam Level & Pump House wall																					118	118	100%	
6	Intake Gate Base slab																					148	148	100%	
7	Pump House wall next level																					185	185	100%	
8	Intake Gate wall (0 to 8.48)																					142	142	100%	
9	Intake Gate wall and top slab																					150	150	100%	
10	Pump House top slab																					137	137	100%	
8	Mechanical & Electrical Work																					Iset	-	5%	

Intake Pumping Station

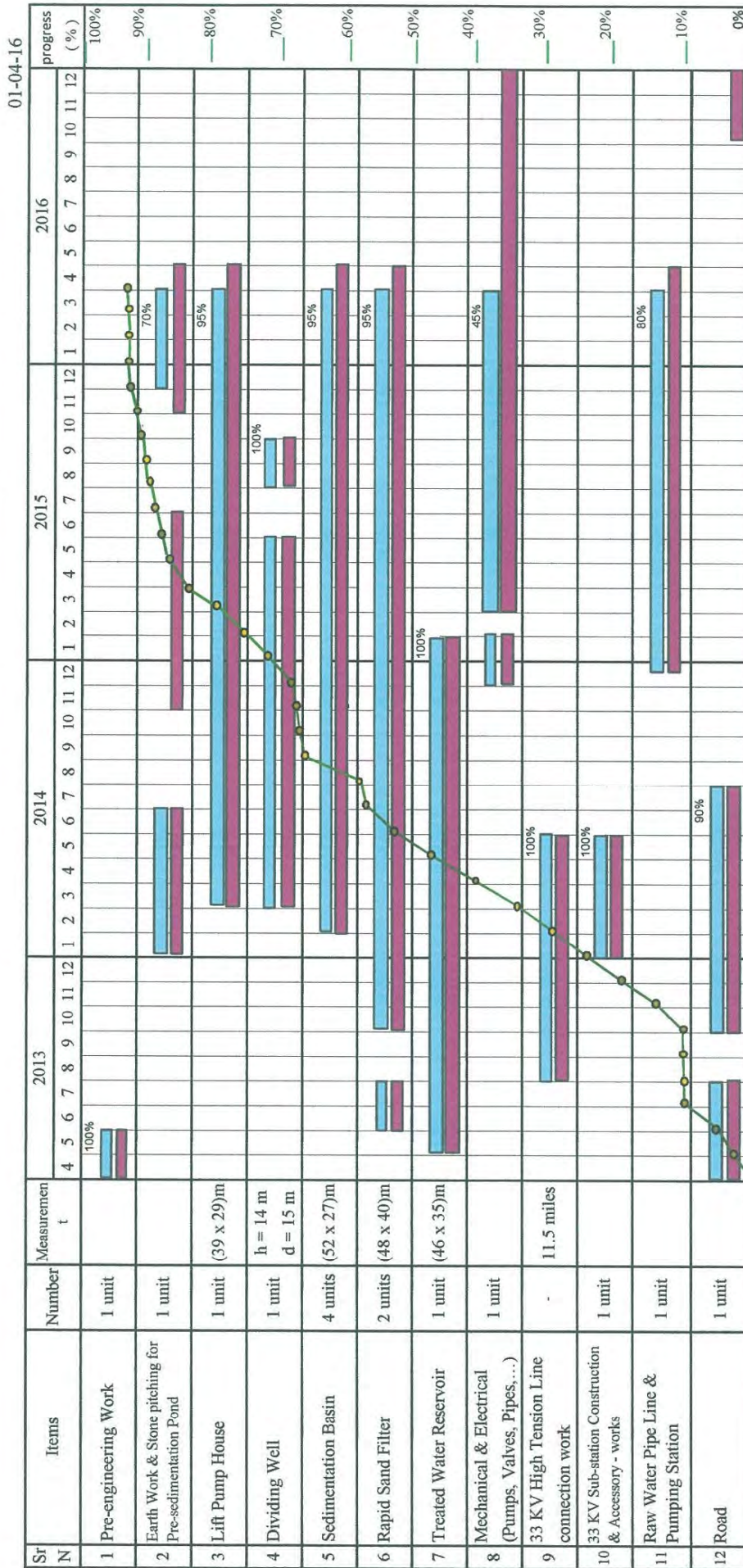
No	Particular	2016												Amount	Finishing		Remark								
		JAN			FEB			MAR			APR				MAY			Amount	Percent						
		1	2	3	4	1	2	3	4	1	2	3	4		1	2				3	4				
1	Bored Pile (45 No)																	M ³				689	689	100%	
2	Base Slab Concrete																					304	304	100%	
3	8 ft Height Wall (to RL 2.44 m)																					147	147	100%	
4	8 ft Height Wall (to RL 4.88 m)																					147	147	100%	
5	Floor Beam & Slab (RL 6.2m)																					81	81	100%	
6	Column																					110	110	100%	
7	Window Sea Beam (RL 6.2m)																					10	10	100%	
8	Lintel Beam (RL 7.95)																					6.6	6.6	100%	
9	Tie Beam (RL 9.45)																					28.2	28.2	100%	
10	Roof Beam & Slab (RL 11.5)																					110	110	100%	
11	Brick work																					63	63	100%	
12	Plastering																					33	20	60%	
13	Window & Door																					18 Nos	9	50%	
14	Mechanical & Electrical Work																					Iset	-	0%	

Raw Water Pipe Line

No	Particular	2016												Amount	Finishing		Remark								
		JAN			FEB			MAR			APR				MAY			Amount	Percent						
		1	2	3	4	1	2	3	4	1	2	3	4		1	2				3	4				
1	No (1) pipe line (Line of road side)																	Nos				420	378	90%	
2	No (2) pip line (Line of inner side)																					420	370	88%	

Lagunbyin Water Treatment Plant

Schedule & Workdone Chart (Total Workdone 95%)



														Planned		Actual					
Clear Water Reservoir																					
No	Particular	2016												Amount	Finishing		Remark				
		FEB			MAR			APR			MAY				JUN			M ³	Amount	Percent	
		1	2	3	4	1	2	3	4	1	2	3	4		1	2					3
1	Base Slab Concreting																	1776	1776	100%	
2	Super Structure Concreting-I (Wall,Beam,Column,Slab)																	1239	1239	100%	
3	Roof Beam-Slab																	815	815	100%	
4	Mechanical and Electrical work																	1set	-	0%	
Rapid Sand Filter Work Schedule (1)																					
No	Particular	2016												Amount	Finishing		Remark				
		FEB			MAR			APR			MAY				JUN			M ³	Amount	Percent	
		1	2	3	4	1	2	3	4	1	2	3	4		1	2					3
1	Base Slab Concreting																	1773	1773	100%	
2	Super Structure Concreting-I (Wall,Beam,Column,Slab)(4.3to8.4)																	1858	1858	100%	
3	Filter Precast Slab																	155	155	100%	
4	Super Structure Concreting-II (Wall,Beam,Column,Slab)(8.4to10.5)																	718	718	100%	
5	Brick Work & Plastering																	102	102	100%	
6	Mechanical and Electrical work																	1set	-	70%	
Rapid Sand Filter Work Schedule (2)																					
No	Particular	2016												Amount	Finishing		Remark				
		FEB			MAR			APR			MAY				JUN			M ³	Amount	Percent	
		1	2	3	4	1	2	3	4	1	2	3	4		1	2					3
1	Base Slab Concreting																	1773	1773	100%	
2	Super Structure Concreting-I (Wall,Beam,Column,Slab)(4.3to8.4)																	1858	1858	100%	
3	Filter Precast Slab																	155	151.2	98%	
4	Super Structure Concreting-II (Wall,Beam,Column,Slab)(8.4to10.5)																	718	718	100%	
5	Brick Work & Plastering																	102	102	100%	
6	Mechanical and Electrical work																	1set	-	70%	
Sedimentation Basin (1)																					
No	Particular	2016												Amount	Finishing		Remark				
		FEB			MAR			APR			MAY				JUN			M ³	Amount	Percent	
		1	2	3	4	1	2	3	4	1	2	3	4		1	2					3
1	Base Slab Concreting																	1051	1051	100%	
2	Super Structure Concreting (Wall,Beam,Column)																	1027.22	1027.22	100%	
3	Roof slab																	216	216	100%	
4	Mechanical and Electrical work																	1set	-	85%	
Sedimentation Basin (2)																					
No	Particular	2016												Amount	Finishing		Remark				
		FEB			MAR			APR			MAY				JUN			M ³	Amount	Percent	
		1	2	3	4	1	2	3	4	1	2	3	4		1	2					3
1	Base Slab Concreting																	1051	1051	100%	
2	Super Structure Concreting (Wall,Beam,Column)																	1027.22	1027.22	100%	
3	Roof slab																	216	216	100%	
4	Mechanical and Electrical work																	1set	-	85%	
Sedimentation Basin (3)																					
No	Particular	2016												Amount	Finishing		Remark				
		FEB			MAR			APR			MAY				JUN			M ³	Amount	Percent	
		1	2	3	4	1	2	3	4	1	2	3	4		1	2					3
1	Base Slab Concreting																	1051	1051	100%	
2	Super Structure Concreting (Wall,Beam,Column)																	1027.22	1027.22	100%	
3	Roof slab																	216	216	100%	
4	Mechanical and Electrical work																	1set	-	50%	
Sedimentation Basin (4)																					
No	Particular	2016												Amount	Finishing		Remark				
		FEB			MAR			APR			MAY				JUN			M ³	Amount	Percent	
		1	2	3	4	1	2	3	4	1	2	3	4		1	2					3
1	Base Slab Concreting																	1051	1051	100%	
2	Super Structure Concreting (Wall,Beam,Column)																	1027.22	1027.22	100%	
3	Roof slab																	216	216	100%	
4	Mechanical and Electrical work																	1set	-	0%	

Dividing well

No	Particular	2016												Amount M ³	Finishing		Remark										
		FEB				MAR				APR					MAY				JUN				Amount	Percent			
		1	2	3	4	1	2	3	4	1	2	3	4		1	2		3	4	1	2	3			4		
1	Base Slab Concreting																							150	150	100%	
2	Tie Beam Level (1)																							60	60	100%	
3	Tie Beam Level (2)																							50	50	100%	
4	Floor slab level																							74	74	100%	
5	Tie Beam Level (3)																							97	97	100%	
6	Tie Beam Level (4)																							97	97	100%	
7	Top Floor Level																							93	93	100%	
8	Mechanical & Electrical Work																							1set	-	90%	

Lift Pumping Station

No	Particular	2016												Amount M ³	Finishing		Remark										
		FEB				MAR				APR					MAY				JUN				Amount	Percent			
		1	2	3	4	1	2	3	4	1	2	3	4		1	2		3	4	1	2	3			4		
1	Lean concrete																							-	-	100%	
2	Pump House Base Slab																							487	487	100%	
3	Pit Base slab and Mat Beam																							47	47	100%	
4	Pump House & Pit wall (8')																							229	229	100%	
5	Tie Beam Level & Pump House wall																							118	118	100%	
6	Intake Gate Base slab																							148	148	100%	
7	Pump House wall next level																							185	185	100%	
8	Intake Gate wall (0 to 8.48)																							142	142	100%	
9	Intake Gate wall and top slab																							150	150	100%	
10	Pump House top slab																							137	137	100%	
8	Mechanical & Electrical Work																							1set	-	40%	

Intake Pumping Station

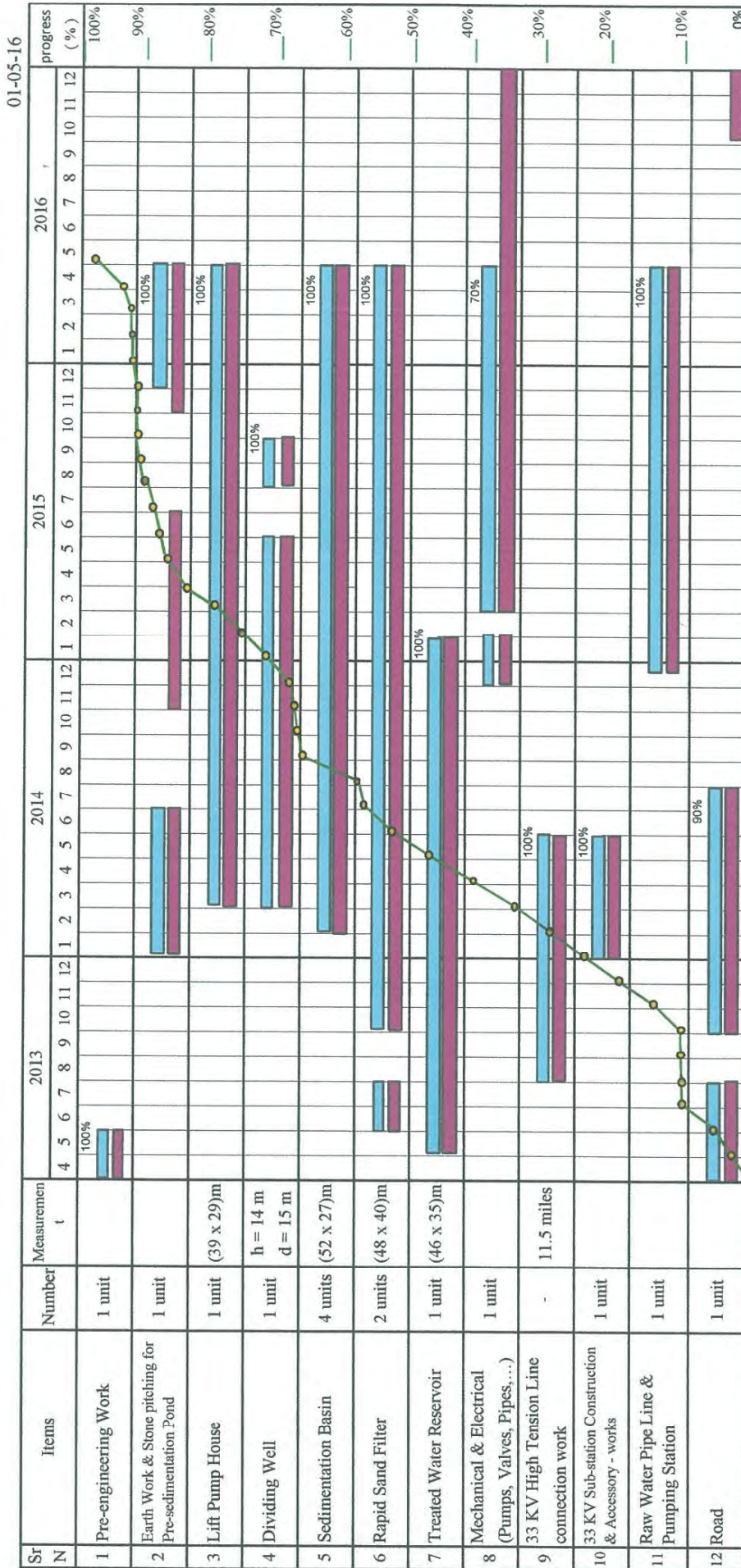
No	Particular	2016												Amount M ³	Finishing		Remark										
		FEB				MAR				APR					MAY				JUN				Amount	Percent			
		1	2	3	4	1	2	3	4	1	2	3	4		1	2		3	4	1	2	3			4		
1	Bored Pile (45 No)																							689	689	100%	
2	Base Slab Concrete																							304	304	100%	
3	8 ft Height Wall (to RL 2.44 m)																							147	147	100%	
4	8 ft Height Wall (to RL 4.88 m)																							147	147	100%	
5	Floor Beam & Slab (RL 6.2m)																							81	81	100%	
6	Column																							110	110	100%	
7	Window Sea Beam (RL 6.2m)																							10	10	100%	
8	Lintel Beam (RL 7.95)																							6.6	6.6	100%	
9	Tie Beam (RL 9.45)																							28.2	28.2	100%	
10	Roof Beam & Slab (RL 11.5)																							110	110	100%	
11	Brick work																							63	63	100%	
12	Plastering																							33	20	60%	
13	Window & Door																							18 Nos	9	50%	
14	Mechanical & Electrical Work																							1set	-	0%	

Raw Water Pipe Line

No	Particular	2016												Amount Nos	Finishing		Remark										
		FEB				MAR				APR					MAY				JUN				Amount	Percent			
		1	2	3	4	1	2	3	4	1	2	3	4		1	2		3	4	1	2	3			4		
1	No (1) pipe line (Line of road side)																							420	420	100%	
2	No (2) pip line (Line of inner side)																							420	420	100%	

Lagunbyin Water Treatment Plant

Schedule & Workdone Chart (Total Workdone 98%)



													Planned	Actual				
Clear Water Reservoir																		
No	Particular	2016												Amount	Finishing		Remark	
		MAR			APR			MAY			JUN				M ³	Amount		Percent
		1	2	3	4	1	2	3	4	1	2	3	4					
1	Base Slab Concreting														1776	1776	100%	
2	Super Structure Concreting-I (Wall,Beam,Column,Slab)														1239	1239	100%	
3	Roof Beam-Slab														815	815	100%	
4	Mechanical and Electrical work														1set	-	0%	
Rapid Sand Filter Work Schedule (1)																		
No	Particular	2016												Amount	Finishing		Remark	
		MAR			APR			MAY			JUN				M ³	Amount		Percent
		1	2	3	4	1	2	3	4	1	2	3	4					
1	Base Slab Concreting														1773	1773	100%	
2	Super Structure Concreting-I (Wall,Beam,Column,Slab)(4.3to8.4)														1858	1858	100%	
3	Filter Precast Slab														155	155	100%	
4	Super Structure Concreting-II (Wall,Beam,Column,Slab)(8.4to10.5)														718	718	100%	
5	Brick Work & Plastering														102	102	100%	
6	Mechanical and Electrical work														1set	-	73%	
Rapid Sand Filter Work Schedule (2)																		
No	Particular	2016												Amount	Finishing		Remark	
		MAR			APR			MAY			JUN				M ³	Amount		Percent
		1	2	3	4	1	2	3	4	1	2	3	4					
1	Base Slab Concreting														1773	1773	100%	
2	Super Structure Concreting-I (Wall,Beam,Column,Slab)(4.3to8.4)														1858	1858	100%	
3	Filter Precast Slab														155	151.2	98%	
4	Super Structure Concreting-II (Wall,Beam,Column,Slab)(8.4to10.5)														718	718	100%	
5	Brick Work & Plastering														102	102	100%	
6	Mechanical and Electrical work														1set	-	73%	
Sedimentation Basin (1)																		
No	Particular	2016												Amount	Finishing		Remark	
		MAR			APR			MAY			JUN				M ³	Amount		Percent
		1	2	3	4	1	2	3	4	1	2	3	4					
1	Base Slab Concreting														1051	1051	100%	
2	Super Structure Concreting (Wall,Beam,Column)														1027.22	1027.22	100%	
3	Roof slab														216	216	100%	
4	Mechanical and Electrical work														1set	-	95%	
Sedimentation Basin (2)																		
No	Particular	2016												Amount	Finishing		Remark	
		MAR			APR			MAY			JUN				M ³	Amount		Percent
		1	2	3	4	1	2	3	4	1	2	3	4					
1	Base Slab Concreting														1051	1051	100%	
2	Super Structure Concreting (Wall,Beam,Column)														1027.22	1027.22	100%	
3	Roof slab														216	216	100%	
4	Mechanical and Electrical work														1set	-	95%	
Sedimentation Basin (3)																		
No	Particular	2016												Amount	Finishing		Remark	
		MAR			APR			MAY			JUN				M ³	Amount		Percent
		1	2	3	4	1	2	3	4	1	2	3	4					
1	Base Slab Concreting														1051	1051	100%	
2	Super Structure Concreting (Wall,Beam,Column)														1027.22	1027.22	100%	
3	Roof slab														216	216	100%	
4	Mechanical and Electrical work														1set	-	90%	
Sedimentation Basin (4)																		
No	Particular	2016												Amount	Finishing		Remark	
		MAR			APR			MAY			JUN				M ³	Amount		Percent
		1	2	3	4	1	2	3	4	1	2	3	4					
1	Base Slab Concreting														1051	1051	100%	
2	Super Structure Concreting (Wall,Beam,Column)														1027.22	1027.22	100%	
3	Roof slab														216	216	100%	
4	Mechanical and Electrical work														1set	-	73%	

Dividing well																						
No	Particular	2016												Amount	Finishing		Remark					
		MAR				APR				MAY					JUN				M ³	Amount	Percent	
		1	2	3	4	1	2	3	4	1	2	3	4		1	2		3				4
1	Base Slab Concreting																	150	150	100%		
2	Tie Beam Level (1)																	60	60	100%		
3	Tie Beam Level (2)																	50	50	100%		
4	Floor slab level																	74	74	100%		
5	Tie Beam Level (3)																	97	97	100%		
6	Tie Beam Level (4)																	97	97	100%		
7	Top Floor Level																	93	93	100%		
8	Mechanical & Electrical Work																	1set	-	95%		

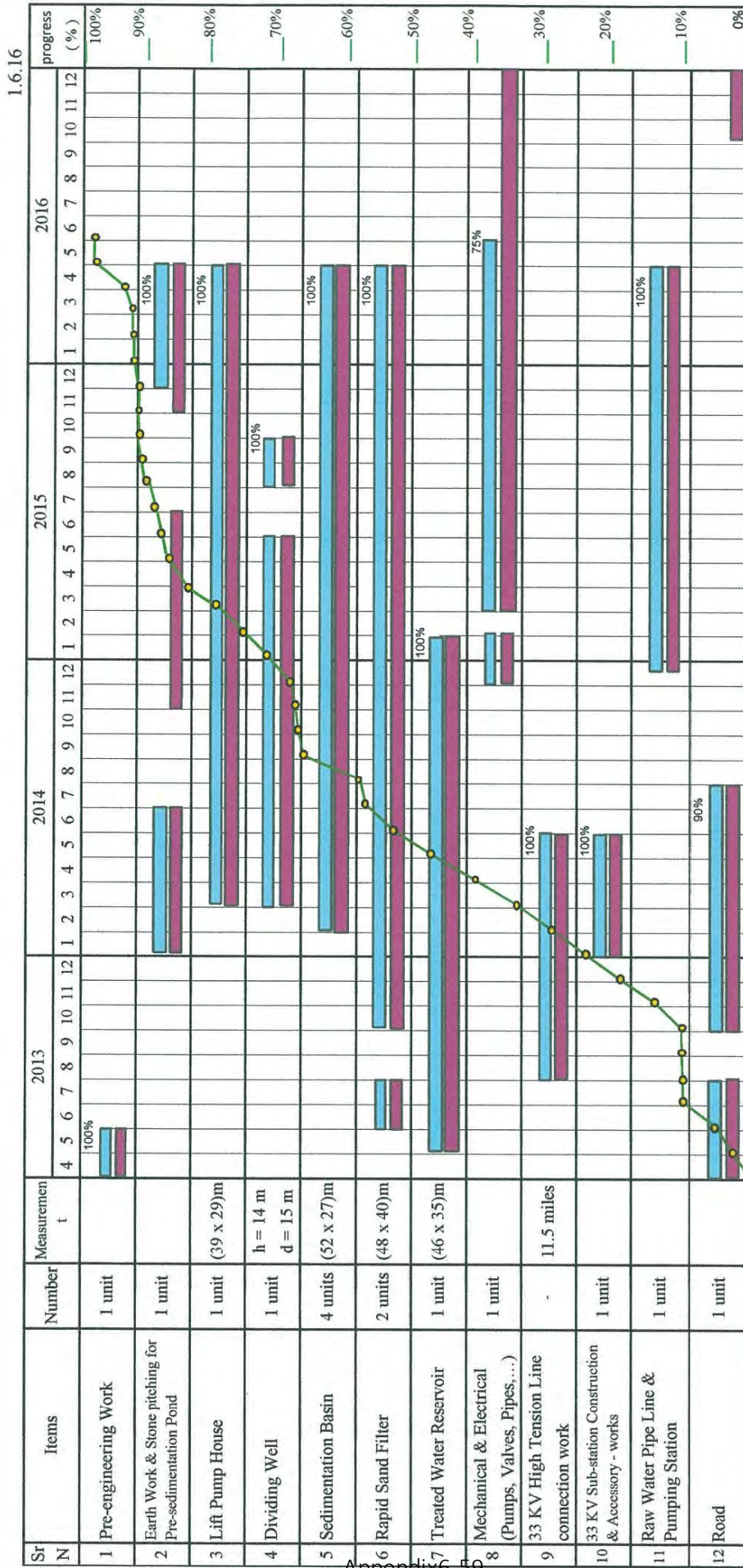
Lift Pumping Station																						
No	Particular	2016												Amount	Finishing		Remark					
		MAR				APR				MAY					JUN				M ³	Amount	Percent	
		1	2	3	4	1	2	3	4	1	2	3	4		1	2		3				4
1	Lean concrete																	-	-	100%		
2	Pump House Base Slab																	487	487	100%		
3	Pit Base slab and Mat Beam																	47	47	100%		
4	Pump House & Pit wall (8')																	229	229	100%		
5	Tie Beam Level & Pump House wall																	118	118	100%		
6	Intake Gate Base slab																	148	148	100%		
7	Pump House wall next level																	185	185	100%		
8	Intake Gate wall (0 to 8.48)																	142	142	100%		
9	Intake Gate wall and top slab																	150	150	100%		
10	Pump House top slab																	137	137	100%		
8	Mechanical & Electrical Work																	1set	-	67%		

Intake Pumping Station																						
No	Particular	2016												Amount	Finishing		Remark					
		MAR				APR				MAY					JUN				M ³	Amount	Percent	
		1	2	3	4	1	2	3	4	1	2	3	4		1	2		3				4
1	Bored Pile (45 No)																	689	689	100%		
2	Base Slab Concrete																	304	304	100%		
3	8 ft Height Wall (to RL 2.44 m)																	147	147	100%		
4	8 ft Height Wall (to RL 4.88 m)																	147	147	100%		
5	Floor Beam & Slab (RL 6.2m)																	81	81	100%		
6	Column																	110	110	100%		
7	Window Sea Beam (RL 6.2m)																	10	10	100%		
8	Lintel Beam (RL 7.95)																	6.6	6.6	100%		
9	Tie Beam (RL 9.45)																	28.2	28.2	100%		
10	Roof Beam & Slab (RL 11.5)																	110	110	100%		
11	Brick work																	63	63	100%		
12	Plastering																	33	20	60%		
13	Window & Door																	18 Nos	9	50%		
14	Mechanical & Electrical Work																	1set	-	0%		

Raw Water Pipe Line																						
No	Particular	2016												Amount	Finishing		Remark					
		MAR				APR				MAY					JUN				Nos	Amount	Percent	
		1	2	3	4	1	2	3	4	1	2	3	4		1	2		3				4
1	No (1) pipe line (Line of road side)																	420	420	100%		
2	No (2) pip line (Line of inner side)																	420	420	100%		

Lagunbyin Water Treatment Plant

Schedule & Workdone Chart (Total Workdone 98%)



												Planned		Actual	
Clear Water Reservoir															
No	Particular	2016								Amount	Finishing		Remark		
		MAY				JUN					M ³	Amount		Percent	
		1	2	3	4	1	2	3	4						
1	Base Slab Concreting									1776	1776	100%			
2	Super Structure Concreting-I (Wall,Beam,Column,Slab)									1239	1239	100%			
3	Roof Beam-Slab									815	815	100%			
4	Mechanical and Electrical work									1set	-	0%			
Rapid Sand Filter Work Schedule (1)															
No	Particular	2016								Amount	Finishing		Remark		
		MAY				JUN					M ³	Amount		Percent	
		1	2	3	4	1	2	3	4						
1	Base Slab Concreting									1773	1773	100%			
2	Super Structure Concreting-I (Wall,Beam,Column,Slab)(4.3to8.4)									1858	1858	100%			
3	Filter Precast Slab									155	155	100%			
4	Super Structure Concreting-II (Wall,Beam,Column,Slab)(8.4to10.5)									718	718	100%			
5	Brick Work & Plastering									102	102	100%			
6	Mechanical and Electrical work									1set	-	80%			
Rapid Sand Filter Work Schedule (2)															
No	Particular	2016								Amount	Finishing		Remark		
		MAY				JUN					M ³	Amount		Percent	
		1	2	3	4	1	2	3	4						
1	Base Slab Concreting									1773	1773	100%			
2	Super Structure Concreting-I (Wall,Beam,Column,Slab)(4.3to8.4)									1858	1858	100%			
3	Filter Precast Slab									155	151.2	98%			
4	Super Structure Concreting-II (Wall,Beam,Column,Slab)(8.4to10.5)									718	718	100%			
5	Brick Work & Plastering									102	102	100%			
6	Mechanical and Electrical work									1set	-	80%			
Sedimentation Basin (1)															
No	Particular	2016								Amount	Finishing		Remark		
		MAY				JUN					M ³	Amount		Percent	
		1	2	3	4	1	2	3	4						
1	Base Slab Concreting									1051	1051	100%			
2	Super Structure Concreting (Wall,Beam,Column)									1027.22	1027.22	100%			
3	Roof slab									216	216	100%			
4	Mechanical and Electrical work									1set	-	95%			
Sedimentation Basin (2)															
No	Particular	2016								Amount	Finishing		Remark		
		MAY				JUN					M ³	Amount		Percent	
		1	2	3	4	1	2	3	4						
1	Base Slab Concreting									1051	1051	100%			
2	Super Structure Concreting (Wall,Beam,Column)									1027.22	1027.22	100%			
3	Roof slab									216	216	100%			
4	Mechanical and Electrical work									1set	-	95%			
Sedimentation Basin (3)															
No	Particular	2016								Amount	Finishing		Remark		
		MAY				JUN					M ³	Amount		Percent	
		1	2	3	4	1	2	3	4						
1	Base Slab Concreting									1051	1051	100%			
2	Super Structure Concreting (Wall,Beam,Column)									1027.22	1027.22	100%			
3	Roof slab									216	216	100%			
4	Mechanical and Electrical work									1set	-	95%			
Sedimentation Basin (4)															
No	Particular	2016								Amount	Finishing		Remark		
		MAY				JUN					M ³	Amount		Percent	
		1	2	3	4	1	2	3	4						
1	Base Slab Concreting									1051	1051	100%			
2	Super Structure Concreting (Wall,Beam,Column)									1027.22	1027.22	100%			
3	Roof slab									216	216	100%			
4	Mechanical and Electrical work									1set	-	95%			

Dividing well														
No	Particular	2016								Amount	Finishing		Remark	
		MAY				JUN					M ³	Amount		Percent
		1	2	3	4	1	2	3	4					
1	Base Slab Concreting									150	150	100%		
2	Tie Beam Level (1)									60	60	100%		
3	Tie Beam Level (2)									50	50	100%		
4	Floor slab level									74	74	100%		
5	Tie Beam Level (3)									97	97	100%		
6	Tie Beam Level (4)									97	97	100%		
7	Top Floor Level									93	93	100%		
8	Mechanical & Electrical Work									1set	-	95%		

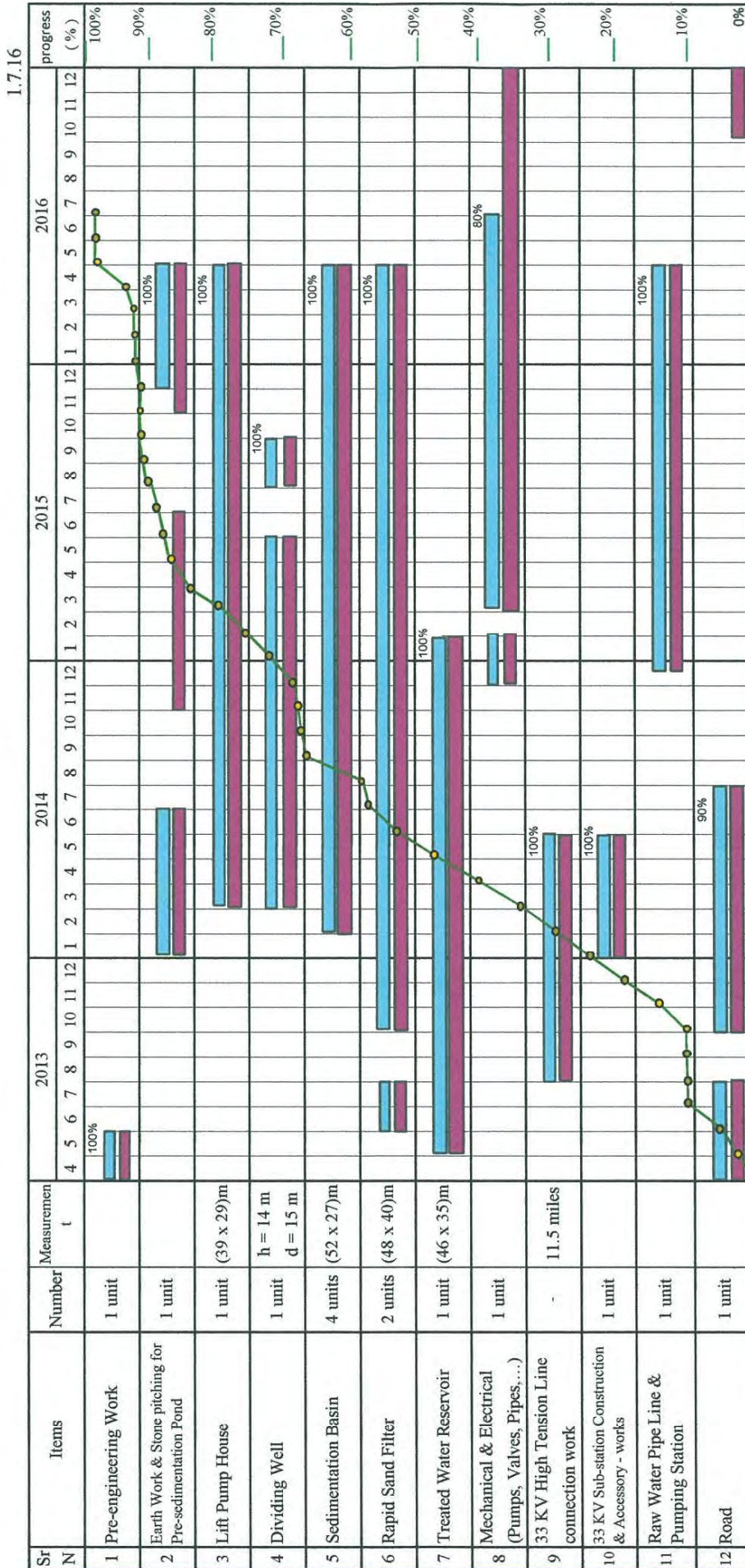
Lift Pumping Station														
No	Particular	2016								Amount	Finishing		Remark	
		MAY				JUN					M ³	Amount		Percent
		1	2	3	4	1	2	3	4					
1	Lean concrete									-	-	100%		
2	Pump House Base Slab									487	487	100%		
3	Pit Base slab and Mat Beam									47	47	100%		
4	Pump House & Pit wall (8')									229	229	100%		
5	Tie Beam Level & Pump House wall									118	118	100%		
6	Intake Gate Base slab									148	148	100%		
7	Pump House wall next level									185	185	100%		
8	Intake Gate wall (0 to 8.48)									142	142	100%		
9	Intake Gate wall and top slab									150	150	100%		
10	Pump House top slab									137	137	100%		
8	Mechanical & Electrical Work									1set	-	75%		

Intake Pumping Station														
No	Particular	2016								Amount	Finishing		Remark	
		MAY				JUN					M ³	Amount		Percent
		1	2	3	4	1	2	3	4					
1	Bored Pile (45 No)									689	689	100%		
2	Base Slab Concrete									304	304	100%		
3	8 ft Height Wall (to RL 2.44 m)									147	147	100%		
4	8 ft Height Wall (to RL 4.88 m)									147	147	100%		
5	Floor Beam & Slab (RL 6.2m)									81	81	100%		
6	Column									110	110	100%		
7	Window Sea Beam (RL 6.2m)									10	10	100%		
8	Lintel Beam (RL 7.95)									6.6	6.6	100%		
9	Tie Beam (RL 9.45)									28.2	28.2	100%		
10	Roof Beam & Slab (RL 11.5)									110	110	100%		
11	Brick work									63	63	100%		
12	Plastering									33	33	100%		
13	Window & Door									18 Nos	18	100%		
14	Mechanical & Electrical Work									1set	-	0%		

Raw Water Pipe Line														
No	Particular	2016								Amount	Finishing		Remark	
		MAY				JUN					Nos	Amount		Percent
		1	2	3	4	1	2	3	4					
1	No (1) pipe line (Line of road side)									420	420	100%		
2	No (2) pip line (Line of inner side)									420	420	100%		

Lagunbyin Water Treatment Plant

Schedule & Workdone Chart (Total Workdone 98%)



														Planned		Actual			
Clear Water Reservoir																			
No	Particular	2016												Amount M ³	Finishing		Remark		
		JUN			JULY			AUG			SEP				Amount	Percent			
		1	2	3	4	1	2	3	4	1	2	3	4					1	2
1	Base Slab Concreting															1776	1776	100%	
2	Super Structure Concreting-I (Wall,Beam,Column,Slab)															1239	1239	100%	
3	Roof Beam-Slab															815	815	100%	
4	Mechanical and Electrical work															1set	-	0%	
Rapid Sand Filter Work Schedule (1)																			
No	Particular	2016												Amount M ³	Finishing		Remark		
		JUN			JULY			AUG			SEP				Amount	Percent			
		1	2	3	4	1	2	3	4	1	2	3	4					1	2
1	Base Slab Concreting															1773	1773	100%	
2	Super Structure Concreting-I (Wall,Beam,Column,Slab)(4.3to8.4)															1858	1858	100%	
3	Filter Precast Slab															155	155	100%	
4	Super Structure Concreting-II (Wall,Beam,Column,Slab)(8.4to10.5)															718	718	100%	
5	Brick Work & Plastering															102	102	100%	
6	Mechanical and Electrical work															1set	-	90%	
Rapid Sand Filter Work Schedule (2)																			
No	Particular	2016												Amount M ³	Finishing		Remark		
		JUN			JULY			AUG			SEP				Amount	Percent			
		1	2	3	4	1	2	3	4	1	2	3	4					1	2
1	Base Slab Concreting															1773	1773	100%	
2	Super Structure Concreting-I (Wall,Beam,Column,Slab)(4.3to8.4)															1858	1858	100%	
3	Filter Precast Slab															155	151.2	98%	
4	Super Structure Concreting-II (Wall,Beam,Column,Slab)(8.4to10.5)															718	718	100%	
5	Brick Work & Plastering															102	102	100%	
6	Mechanical and Electrical work															1set	-	90%	
Sedimentation Basin (1)																			
No	Particular	2016												Amount M ³	Finishing		Remark		
		JUN			JULY			AUG			SEP				Amount	Percent			
		1	2	3	4	1	2	3	4	1	2	3	4					1	2
1	Base Slab Concreting															1051	1051	100%	
2	Super Structure Concreting (Wall,Beam,Column)															1027.22	1027.22	100%	
3	Roof slab															216	216	100%	
4	Mechanical and Electrical work															1set	-	100%	
Sedimentation Basin (2)																			
No	Particular	2016												Amount M ³	Finishing		Remark		
		JUN			JULY			AUG			SEP				Amount	Percent			
		1	2	3	4	1	2	3	4	1	2	3	4					1	2
1	Base Slab Concreting															1051	1051	100%	
2	Super Structure Concreting (Wall,Beam,Column)															1027.22	1027.22	100%	
3	Roof slab															216	216	100%	
4	Mechanical and Electrical work															1set	-	100%	
Sedimentation Basin (3)																			
No	Particular	2016												Amount M ³	Finishing		Remark		
		JUN			JULY			AUG			SEP				Amount	Percent			
		1	2	3	4	1	2	3	4	1	2	3	4					1	2
1	Base Slab Concreting															1051	1051	100%	
2	Super Structure Concreting (Wall,Beam,Column)															1027.22	1027.22	100%	
3	Roof slab															216	216	100%	
4	Mechanical and Electrical work															1set	-	100%	
Sedimentation Basin (4)																			
No	Particular	2016												Amount M ³	Finishing		Remark		
		JUN			JULY			AUG			SEP				Amount	Percent			
		1	2	3	4	1	2	3	4	1	2	3	4					1	2
1	Base Slab Concreting															1051	1051	100%	
2	Super Structure Concreting (Wall,Beam,Column)															1027.22	1027.22	100%	
3	Roof slab															216	216	100%	
4	Mechanical and Electrical work															1set	-	100%	

Dividing well

No	Particular	2016												Amount	Finishing		Remark			
		JUN				JULY				AUG					SEP			Amount	Percent	
		1	2	3	4	1	2	3	4	1	2	3	4		1	2				3
1	Base Slab Concreting																	150	150	100%
2	Tie Beam Level (1)																	60	60	100%
3	Tie Beam Level (2)																	50	50	100%
4	Floor slab level																	74	74	100%
5	Tie Beam Level (3)																	97	97	100%
6	Tie Beam Level (4)																	97	97	100%
7	Top Floor Level																	93	93	100%
8	Mechanical & Electrical Work																	1set	-	95%

Lift Pumping Station

No	Particular	2016												Amount	Finishing		Remark			
		JUN				JULY				AUG					SEP			Amount	Percent	
		1	2	3	4	1	2	3	4	1	2	3	4		1	2				3
1	Lean concrete																	-	-	100%
2	Pump House Base Slab																	487	487	100%
3	Pit Base slab and Mat Beam																	47	47	100%
4	Pump House & Pit wall (8')																	229	229	100%
5	Tie Beam Level & Pump House wall																	118	118	100%
6	Intake Gate Base slab																	148	148	100%
7	Pump House wall next level																	185	185	100%
8	Intake Gate wall (0 to 8.48)																	142	142	100%
9	Intake Gate wall and top slab																	150	150	100%
10	Pump House top slab																	137	137	100%
8	Mechanical & Electrical Work																	1set	-	90%

Intake Pumping Station

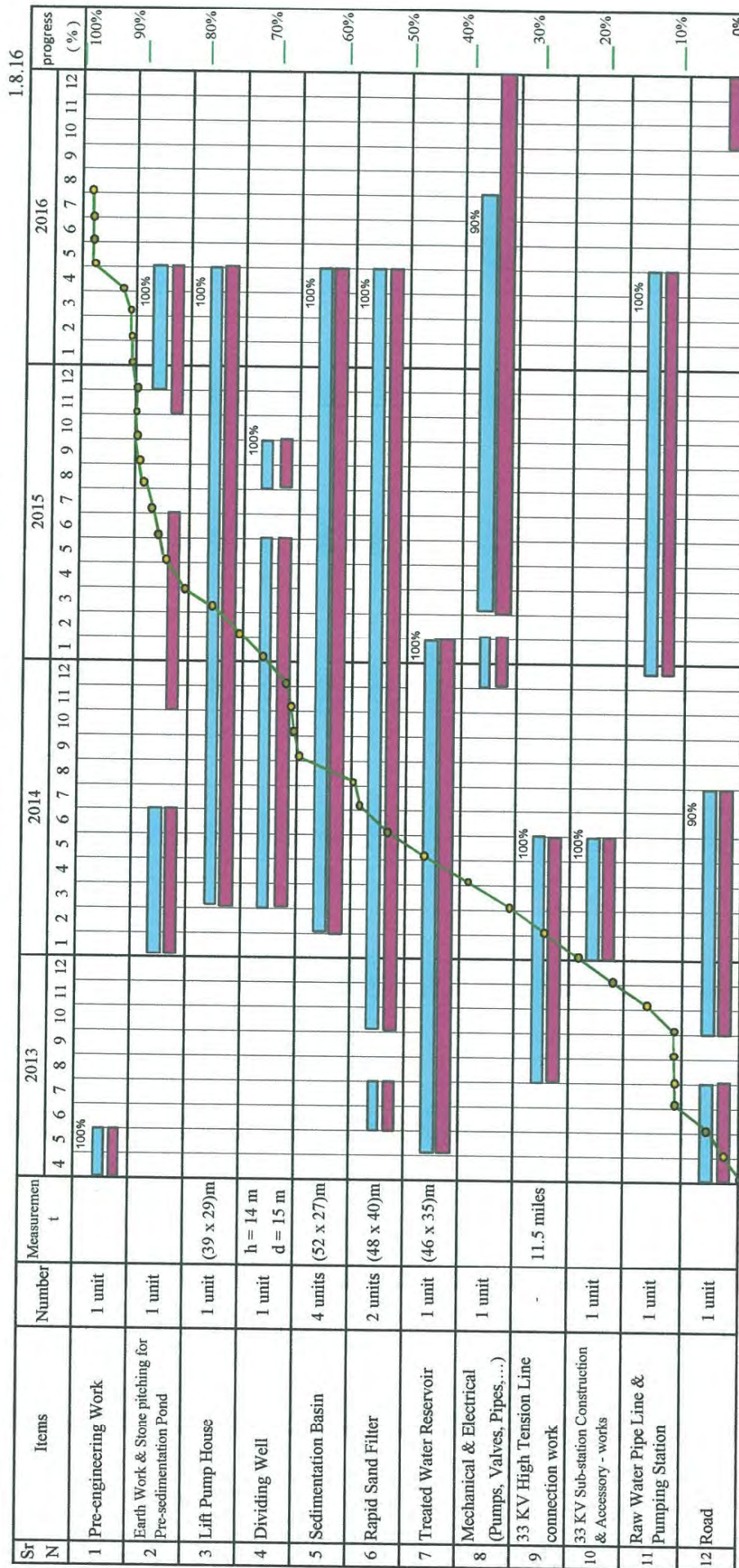
No	Particular	2016												Amount	Finishing		Remark			
		JUN				JULY				AUG					SEP			Amount	Percent	
		1	2	3	4	1	2	3	4	1	2	3	4		1	2				3
1	Bored Pile (45 No)																	689	689	100%
2	Base Slab Concrete																	304	304	100%
3	8 ft Height Wall (to RL 2.44 m)																	147	147	100%
4	8 ft Height Wall (to RL 4.88 m)																	147	147	100%
5	Floor Beam & Slab (RL 6.2m)																	81	81	100%
6	Column																	110	110	100%
7	Window Sea Beam (RL 6.2m)																	10	10	100%
8	Lintel Beam (RL 7.95)																	6.6	6.6	100%
9	Tie Beam (RL 9.45)																	28.2	28.2	100%
10	Roof Beam & Slab (RL 11.5)																	110	110	100%
11	Brick work																	63	63	100%
12	Plastering																	33	33	100%
13	Window & Door																	18 Nos	18	100%
14	Mechanical & Electrical Work																	1set	-	0%

Raw Water Pipe Line

No	Particular	2016												Amount	Finishing		Remark			
		JUN				JULY				AUG					SEP			Amount	Percent	
		1	2	3	4	1	2	3	4	1	2	3	4		1	2				3
1	No (1) pipe line (Line of road side)																	420	420	100%
2	No (2) pip line (Line of inner side)																	420	420	100%

Lagunbyin Water Treatment Plant

Schedule & Workdone Chart (Total Workdone 98%)



														Planned		Actual		
Clear Water Reservoir																		
No	Particular	2016												Amount	Finishing		Remark	
		JUN			JULY			AUG			SEP				M ³	Amount		Percent
		1	2	3	4	1	2	3	4	1	2	3	4					
1	Base Slab Concreting														1776	1776	100%	
2	Super Structure Concreting-I (Wall,Beam,Column,Slab)														1239	1239	100%	
3	Roof Beam-Slab														815	815	100%	
4	Mechanical and Electrical work														1set	-	0%	
Rapid Sand Filter Work Schedule (1)																		
No	Particular	2016												Amount	Finishing		Remark	
		JUN			JULY			AUG			SEP				M ³	Amount		Percent
		1	2	3	4	1	2	3	4	1	2	3	4					
1	Base Slab Concreting														1773	1773	100%	
2	Super Structure Concreting-I (Wall,Beam,Column,Slab)(4.3to8.4)														1858	1858	100%	
3	Filter Precast Slab														155	155	100%	
4	Super Structure Concreting-II (Wall,Beam,Column,Slab)(8.4to10.5)														718	718	100%	
5	Brick Work & Plastering														102	102	100%	
6	Mechanical and Electrical work														1set	-	95%	
Rapid Sand Filter Work Schedule (2)																		
No	Particular	2016												Amount	Finishing		Remark	
		JUN			JULY			AUG			SEP				M ³	Amount		Percent
		1	2	3	4	1	2	3	4	1	2	3	4					
1	Base Slab Concreting														1773	1773	100%	
2	Super Structure Concreting-I (Wall,Beam,Column,Slab)(4.3to8.4)														1858	1858	100%	
3	Filter Precast Slab														155	151.2	98%	
4	Super Structure Concreting-II (Wall,Beam,Column,Slab)(8.4to10.5)														718	718	100%	
5	Brick Work & Plastering														102	102	100%	
6	Mechanical and Electrical work														1set	-	95%	
Sedimentation Basin (1)																		
No	Particular	2016												Amount	Finishing		Remark	
		JUN			JULY			AUG			SEP				M ³	Amount		Percent
		1	2	3	4	1	2	3	4	1	2	3	4					
1	Base Slab Concreting														1051	1051	100%	
2	Super Structure Concreting (Wall,Beam,Column)														1027.22	1027.22	100%	
3	Roof slab														216	216	100%	
4	Mechanical and Electrical work														1set	-	100%	
Sedimentation Basin (2)																		
No	Particular	2016												Amount	Finishing		Remark	
		JUN			JULY			AUG			SEP				M ³	Amount		Percent
		1	2	3	4	1	2	3	4	1	2	3	4					
1	Base Slab Concreting														1051	1051	100%	
2	Super Structure Concreting (Wall,Beam,Column)														1027.22	1027.22	100%	
3	Roof slab														216	216	100%	
4	Mechanical and Electrical work														1set	-	100%	
Sedimentation Basin (3)																		
No	Particular	2016												Amount	Finishing		Remark	
		JUN			JULY			AUG			SEP				M ³	Amount		Percent
		1	2	3	4	1	2	3	4	1	2	3	4					
1	Base Slab Concreting														1051	1051	100%	
2	Super Structure Concreting (Wall,Beam,Column)														1027.22	1027.22	100%	
3	Roof slab														216	216	100%	
4	Mechanical and Electrical work														1set	-	100%	
Sedimentation Basin (4)																		
No	Particular	2016												Amount	Finishing		Remark	
		JUN			JULY			AUG			SEP				M ³	Amount		Percent
		1	2	3	4	1	2	3	4	1	2	3	4					
1	Base Slab Concreting														1051	1051	100%	
2	Super Structure Concreting (Wall,Beam,Column)														1027.22	1027.22	100%	
3	Roof slab														216	216	100%	
4	Mechanical and Electrical work														1set	-	100%	

Dividing well																						
No	Particular	2016												Amount	Finishing		Remark					
		JUN				JULY				AUG					SEP				M ³	Amount	Percent	
		1	2	3	4	1	2	3	4	1	2	3	4		1	2		3				4
1	Base Slab Concreting																	150	150	100%		
2	Tie Beam Level (1)																	60	60	100%		
3	Tie Beam Level (2)																	50	50	100%		
4	Floor slab level																	74	74	100%		
5	Tie Beam Level (3)																	97	97	100%		
6	Tie Beam Level (4)																	97	97	100%		
7	Top Floor Level																	93	93	100%		
8	Mechanical & Electrical Work																	1set	-	95%		

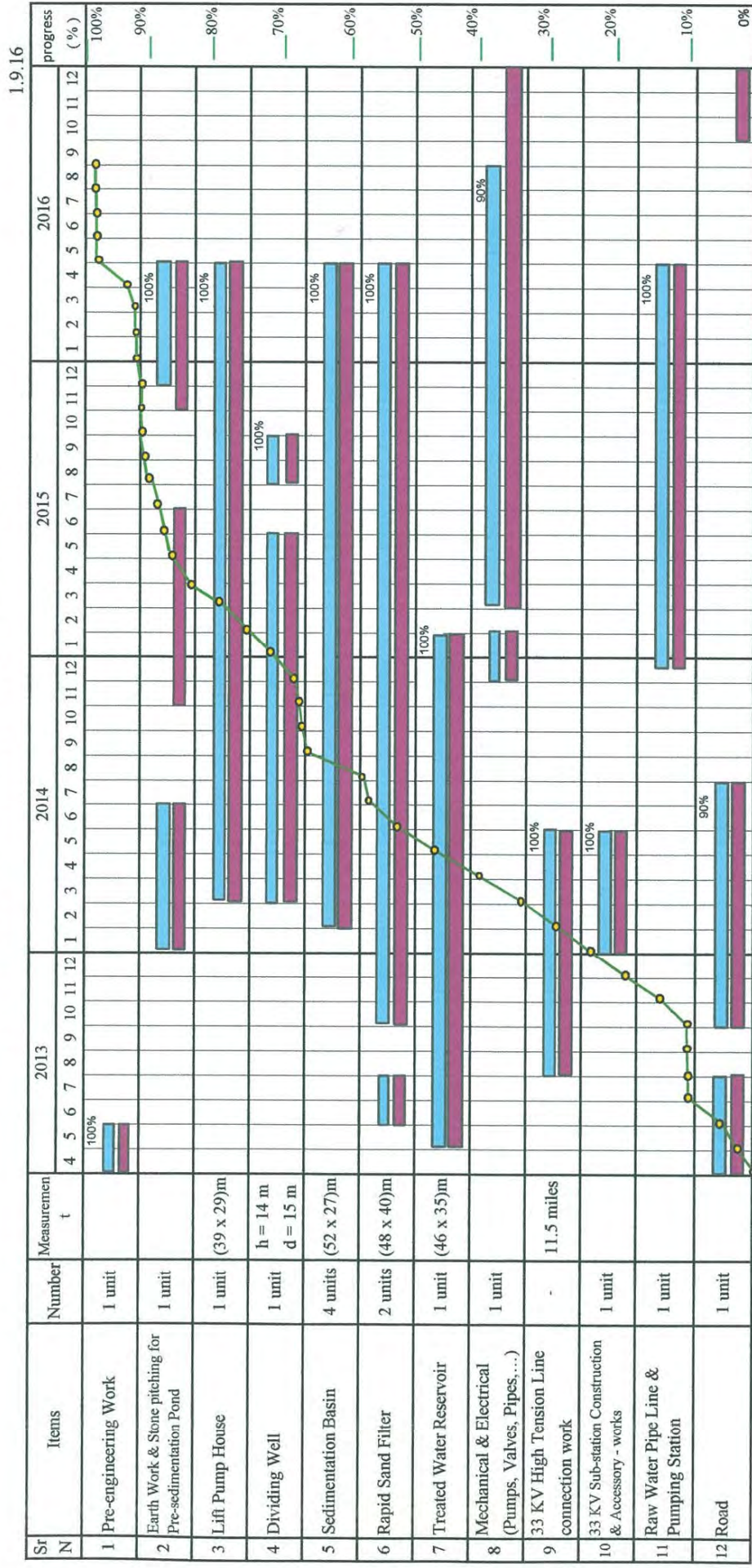
Lift Pumping Station																						
No	Particular	2016												Amount	Finishing		Remark					
		JUN				JULY				AUG					SEP				M ³	Amount	Percent	
		1	2	3	4	1	2	3	4	1	2	3	4		1	2		3				4
1	Lean concrete																	-	-	100%		
2	Pump House Base Slab																	487	487	100%		
3	Pit Base slab and Mat Beam																	47	47	100%		
4	Pump House & Pit wall (8')																	229	229	100%		
5	Tie Beam Level & Pump House wall																	118	118	100%		
6	Intake Gate Base slab																	148	148	100%		
7	Pump House wall next level																	185	185	100%		
8	Intake Gate wall (0 to 8.48)																	142	142	100%		
9	Intake Gate wall and top slab																	150	150	100%		
10	Pump House top slab																	137	137	100%		
8	Mechanical & Electrical Work																	1set	-	95%		

Intake Pumping Station																						
No	Particular	2016												Amount	Finishing		Remark					
		JUN				JULY				AUG					SEP				M ³	Amount	Percent	
		1	2	3	4	1	2	3	4	1	2	3	4		1	2		3				4
1	Bored Pile (45 No)																	689	689	100%		
2	Base Slab Concrete																	304	304	100%		
3	8 ft Height Wall (to RL 2.44 m)																	147	147	100%		
4	8 ft Height Wall (to RL 4.88 m)																	147	147	100%		
5	Floor Beam & Slab (RL 6.2m)																	81	81	100%		
6	Column																	110	110	100%		
7	Window Sea Beam (RL 6.2m)																	10	10	100%		
8	Lintel Beam (RL 7.95)																	6.6	6.6	100%		
9	Tie Beam (RL 9.45)																	28.2	28.2	100%		
10	Roof Beam & Slab (RL 11.5)																	110	110	100%		
11	Brick work																	63	63	100%		
12	Plastering																	33	33	100%		
13	Window & Door																	18 Nos	18	100%		
14	Mechanical & Electrical Work																	1set	-	0%		

Raw Water Pipe Line																						
No	Particular	2016												Amount	Finishing		Remark					
		JUN				JULY				AUG					SEP				Nos	Amount	Percent	
		1	2	3	4	1	2	3	4	1	2	3	4		1	2		3				4
1	No (1) pipe line (Line of road side)																	420	420	100%		
2	No (2) pip line (Line of inner side)																	420	420	100%		

Lagunbyin Water Treatment Plant

Schedule & Workdone Chart (Total Workdone 98%)



													Planned		Actual			
Clear Water Reservoir																		
No	Particular	2016												Amount	Finishing		Remark	
		JULY				AUG				SEP					M ³	Amount		Percent
		1	2	3	4	1	2	3	4	1	2	3	4					
1	Base Slab Concreting													1776	1776	100%		
2	Super Structure Concreting-I (Wall,Beam,Column,Slab)													1239	1239	100%		
3	Roof Beam-Slab													815	815	100%		
4	Mechanical and Electrical work													1set	-	0%		
Rapid Sand Filter Work Schedule (1)																		
No	Particular	2016												Amount	Finishing		Remark	
		JULY				AUG				SEP					M ³	Amount		Percent
		1	2	3	4	1	2	3	4	1	2	3	4					
1	Base Slab Concreting													1773	1773	100%		
2	Super Structure Concreting-I (Wall,Beam,Column,Slab)(4.3to8.4)													1858	1858	100%		
3	Filter Precast Slab													155	155	100%		
4	Super Structure Concreting-II (Wall,Beam,Column,Slab)(8.4to10.5)													718	718	100%		
5	Brick Work & Plastering													102	102	100%		
6	Mechanical and Electrical work													1set	-	96%		
Rapid Sand Filter Work Schedule (2)																		
No	Particular	2016												Amount	Finishing		Remark	
		JULY				AUG				SEP					M ³	Amount		Percent
		1	2	3	4	1	2	3	4	1	2	3	4					
1	Base Slab Concreting													1773	1773	100%		
2	Super Structure Concreting-I (Wall,Beam,Column,Slab)(4.3to8.4)													1858	1858	100%		
3	Filter Precast Slab													155	155	100%		
4	Super Structure Concreting-II (Wall,Beam,Column,Slab)(8.4to10.5)													718	718	100%		
5	Brick Work & Plastering													102	102	100%		
6	Mechanical and Electrical work													1set	-	96%		
Sedimentation Basin (1)																		
No	Particular	2016												Amount	Finishing		Remark	
		JULY				AUG				SEP					M ³	Amount		Percent
		1	2	3	4	1	2	3	4	1	2	3	4					
1	Base Slab Concreting													1051	1051	100%		
2	Super Structure Concreting (Wall,Beam,Column)													1027.22	1027.22	100%		
3	Roof slab													216	216	100%		
4	Mechanical and Electrical work													1set	-	100%		
Sedimentation Basin (2)																		
No	Particular	2016												Amount	Finishing		Remark	
		JULY				AUG				SEP					M ³	Amount		Percent
		1	2	3	4	1	2	3	4	1	2	3	4					
1	Base Slab Concreting													1051	1051	100%		
2	Super Structure Concreting (Wall,Beam,Column)													1027.22	1027.22	100%		
3	Roof slab													216	216	100%		
4	Mechanical and Electrical work													1set	-	100%		
Sedimentation Basin (3)																		
No	Particular	2016												Amount	Finishing		Remark	
		JULY				AUG				SEP					M ³	Amount		Percent
		1	2	3	4	1	2	3	4	1	2	3	4					
1	Base Slab Concreting													1051	1051	100%		
2	Super Structure Concreting (Wall,Beam,Column)													1027.22	1027.22	100%		
3	Roof slab													216	216	100%		
4	Mechanical and Electrical work													1set	-	100%		
Sedimentation Basin (4)																		
No	Particular	2016												Amount	Finishing		Remark	
		JULY				AUG				SEP					M ³	Amount		Percent
		1	2	3	4	1	2	3	4	1	2	3	4					
1	Base Slab Concreting													1051	1051	100%		
2	Super Structure Concreting (Wall,Beam,Column)													1027.22	1027.22	100%		
3	Roof slab													216	216	100%		
4	Mechanical and Electrical work													1set	-	100%		

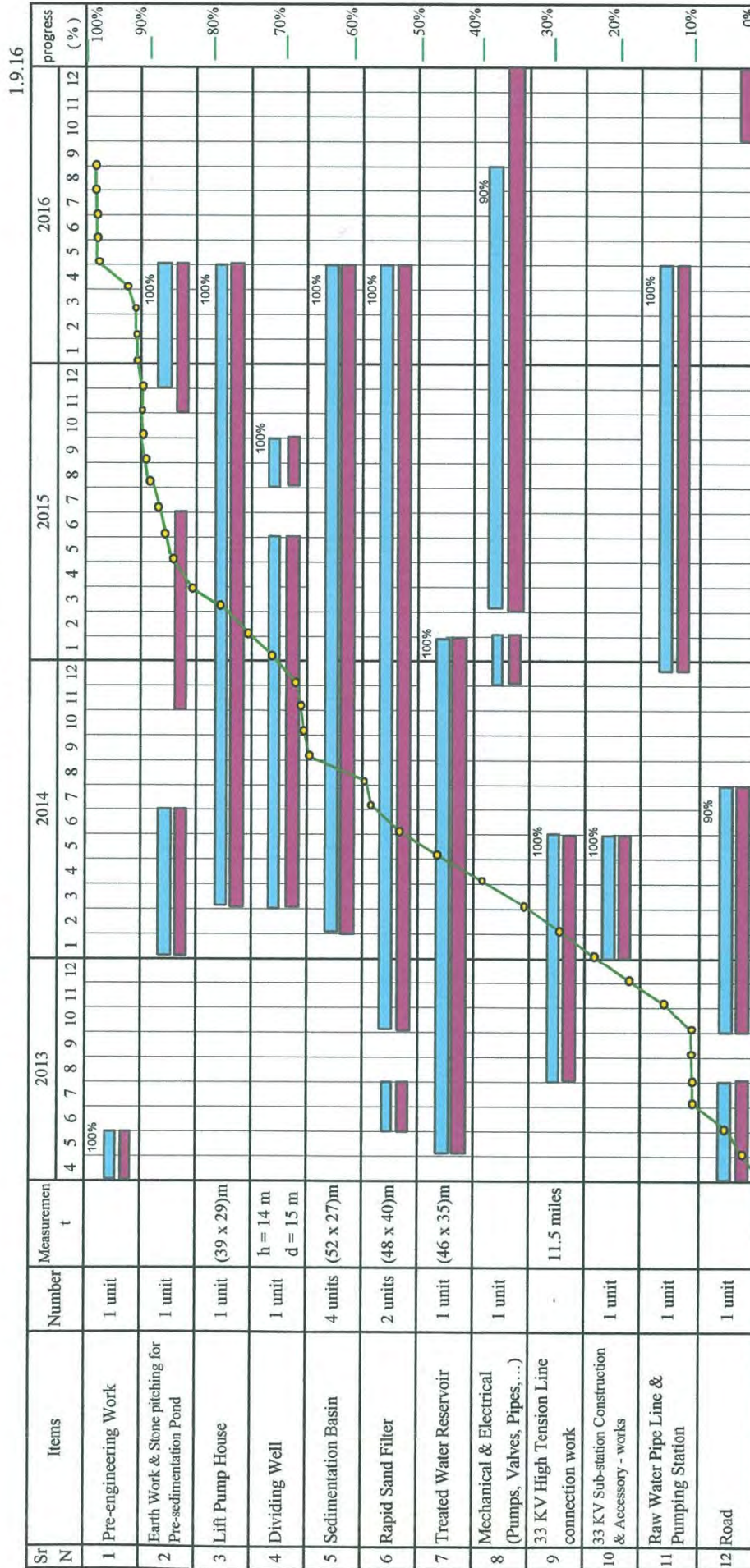
Dividing well																		
No	Particular	2016												Amount	Finishing		Remark	
		JULY				AUG				SEP					M ³	Amount		Percent
		1	2	3	4	1	2	3	4	1	2	3	4					
1	Base Slab Concreting													150	150	100%		
2	Tie Beam Level (1)													60	60	100%		
3	Tie Beam Level (2)													50	50	100%		
4	Floor slab level													74	74	100%		
5	Tie Beam Level (3)													97	97	100%		
6	Tie Beam Level (4)													97	97	100%		
7	Top Floor Level													93	93	100%		
8	Mechanical & Electrical Work													1set	-	95%		

Lift Pumping Station																		
No	Particular	2016												Amount	Finishing		Remark	
		JULY				AUG				SEP					M ³	Amount		Percent
		1	2	3	4	1	2	3	4	1	2	3	4					
1	Lean concrete													-	-	100%		
2	Pump House Base Slab													487	487	100%		
3	Pit Base slab and Mat Beam													47	47	100%		
4	Pump House & Pit wall (8')													229	229	100%		
5	Tie Beam Level & Pump House wall													118	118	100%		
6	Intake Gate Base slab													148	148	100%		
7	Pump House wall next level													185	185	100%		
8	Intake Gate wall (0 to 8.48)													142	142	100%		
9	Intake Gate wall and top slab													150	150	100%		
10	Pump House top slab													137	137	100%		
8	Mechanical & Electrical Work													1set	-	96%		

Intake Pumping Station																		
No	Particular	2016												Amount	Finishing		Remark	
		JULY				AUG				SEP					M ³	Amount		Percent
		1	2	3	4	1	2	3	4	1	2	3	4					
1	Bored Pile (45 No)													689	689	100%		
2	Base Slab Concrete													304	304	100%		
3	8 ft Height Wall (to RL 2.44 m)													147	147	100%		
4	8 ft Height Wall (to RL 4.88 m)													147	147	100%		
5	Floor Beam & Slab (RL 6.2m)													81	81	100%		
6	Column													110	110	100%		
7	Window Sea Beam (RL 6.2m)													10	10	100%		
8	Lintel Beam (RL 7.95)													6.6	6.6	100%		
9	Tie Beam (RL 9.45)													28.2	28.2	100%		
10	Roof Beam & Slab (RL 11.5)													110	110	100%		
11	Brick work													63	63	100%		
12	Plastering													33	33	100%		
13	Window & Door													18 Nos	18	100%		
14	Mechanical & Electrical Work													1set	-	0%		

Raw Water Pipe Line																		
No	Particular	2016												Amount	Finishing		Remark	
		JULY				AUG				SEP					Nos	Amount		Percent
		1	2	3	4	1	2	3	4	1	2	3	4					
1	No (1) pipe line (Line of road side)													420	420	100%		
2	No (2) pip line (Line of inner side)													420	420	100%		

Lagunbyin Water Treatment Plant Schedule & Workdone Chart (Total Workdone 98%)



Clear Water Reservoir

Planned — Actual —

No	Particular	2016												Amount	Finishing		Remark					
		AUG				SEP				OCT					NOV				M ³	Amount	Percent	
		1	2	3	4	1	2	3	4	1	2	3	4		1	2		3				4
1	Base Slab Concreting																	1776	1776	100%		
2	Super Structure Concreting-I (Wall,Beam,Column,Slab)																	1239	1239	100%		
3	Roof Beam-Slab																	815	815	100%		
4	Mechanical work																	1set	-	0%		

Rapid Sand Filter Work Schedule (1)

No	Particular	2016												Amount	Finishing		Remark					
		AUG				SEP				OCT					NOV				M ³	Amount	Percent	
		1	2	3	4	1	2	3	4	1	2	3	4		1	2		3				4
1	Base Slab Concreting																	1773	1773	100%		
2	Super Structure Concreting-I (Wall,Beam,Column,Slab)(4.3to8.4)																	1858	1858	100%		
3	Filter Precast Slab																	155	155	100%		
4	Super Structure Concreting-II (Wall,Beam,Column,Slab)(8.4to10.5)																	718	718	100%		
5	Brick Work & Plastering																	102	102	100%		
6	Mechanical and Electrical work																	1set	-	96%		

Rapid Sand Filter Work Schedule (2)

No	Particular	2016												Amount	Finishing		Remark					
		AUG				SEP				OCT					NOV				M ³	Amount	Percent	
		1	2	3	4	1	2	3	4	1	2	3	4		1	2		3				4
1	Base Slab Concreting																	1773	1773	100%		
2	Super Structure Concreting-I (Wall,Beam,Column,Slab)(4.3to8.4)																	1858	1858	100%		
3	Filter Precast Slab																	155	155	100%		
4	Super Structure Concreting-II (Wall,Beam,Column,Slab)(8.4to10.5)																	718	718	100%		
5	Brick Work & Plastering																	102	102	100%		
6	Mechanical and Electrical work																	1set	-	96%		

Sedimentation Basin (1)

No	Particular	2016												Amount	Finishing		Remark					
		AUG				SEP				OCT					NOV				M ³	Amount	Percent	
		1	2	3	4	1	2	3	4	1	2	3	4		1	2		3				4
1	Base Slab Concreting																	1051	1051	100%		
2	Super Structure Concreting (Wall,Beam,Column)																	1027.22	1027.22	100%		
3	Roof slab																	216	216	100%		
4	Mechanical and Electrical work																	1set	-	100%		

Sedimentation Basin (2)

No	Particular	2016												Amount	Finishing		Remark					
		AUG				SEP				OCT					NOV				M ³	Amount	Percent	
		1	2	3	4	1	2	3	4	1	2	3	4		1	2		3				4
1	Base Slab Concreting																	1051	1051	100%		
2	Super Structure Concreting (Wall,Beam,Column)																	1027.22	1027.22	100%		
3	Roof slab																	216	216	100%		
4	Mechanical and Electrical work																	1set	-	100%		

Sedimentation Basin (3)

No	Particular	2016												Amount	Finishing		Remark					
		AUG				SEP				OCT					NOV				M ³	Amount	Percent	
		1	2	3	4	1	2	3	4	1	2	3	4		1	2		3				4
1	Base Slab Concreting																	1051	1051	100%		
2	Super Structure Concreting (Wall,Beam,Column)																	1027.22	1027.22	100%		
3	Roof slab																	216	216	100%		
4	Mechanical and Electrical work																	1set	-	100%		

Sedimentation Basin (4)

No	Particular	2016												Amount	Finishing		Remark					
		AUG				SEP				OCT					NOV				M ³	Amount	Percent	
		1	2	3	4	1	2	3	4	1	2	3	4		1	2		3				4
1	Base Slab Concreting																	1051	1051	100%		
2	Super Structure Concreting (Wall,Beam,Column)																	1027.22	1027.22	100%		
3	Roof slab																	216	216	100%		
4	Mechanical and Electrical work																	1set	-	100%		

Dividing well

No	Particular	2016												Amount	Finishing		Remark				
		AUG				SEP				OCT					NOV				Amount	Percent	
		1	2	3	4	1	2	3	4	1	2	3	4		1	2		3			4
1	Base Slab Concreting																	M ³			
																		150	150	100%	
2	Tie Beam Level (1)																	60	60	100%	
3	Tie Beam Level (2)																	50	50	100%	
4	Floor slab level																	74	74	100%	
5	Tie Beam Level (3)																	97	97	100%	
6	Tie Beam Level (4)																	97	97	100%	
7	Top Floor Level																	93	93	100%	
8	Mechanical & Electrical Work																	1set	-	95%	

Lift Pumping Station

No	Particular	2016												Amount	Finishing		Remark				
		AUG				SEP				OCT					NOV				Amount	Percent	
		1	2	3	4	1	2	3	4	1	2	3	4		1	2		3			4
1	Lean concrete																	M ³			
																		-	-	100%	
2	Pump House Base Slab																	487	487	100%	
3	Pit Base slab and Mat Beam																	47	47	100%	
4	Pump House & Pit wall (8')																	229	229	100%	
5	Tie Beam Level & Pump House wall																	118	118	100%	
6	Intake Gate Base slab																	148	148	100%	
7	Pump House wall next level																	185	185	100%	
8	Intake Gate wall (0 to 8.48)																	142	142	100%	
9	Intake Gate wall and top slab																	150	150	100%	
10	Pump House top slab																	137	137	100%	
8	Mechanical & Electrical Work																	1set	-	96%	

Intake Pumping Station

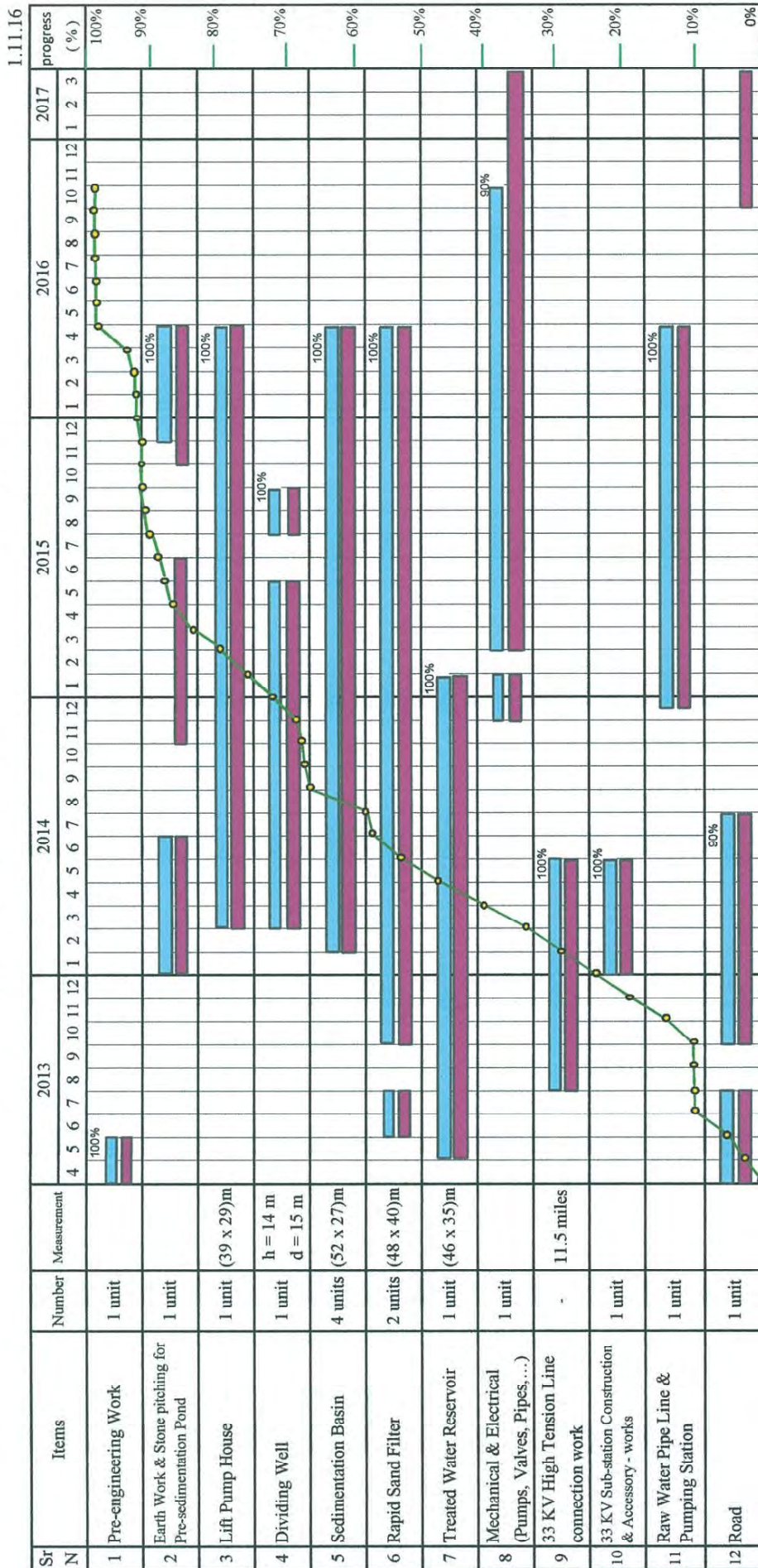
No	Particular	2016												Amount	Finishing		Remark				
		AUG				SEP				OCT					NOV				Amount	Percent	
		1	2	3	4	1	2	3	4	1	2	3	4		1	2		3			4
1	Bored Pile (45 No)																	M ³			
																		689	689	100%	
2	Base Slab Concrete																	304	304	100%	
3	8 ft Height Wall (to RL 2.44 m)																	147	147	100%	
4	8 ft Height Wall (to RL 4.88 m)																	147	147	100%	
5	Floor Beam & Slab (RL 6.2m)																	81	81	100%	
6	Column																	110	110	100%	
7	Window Sea Beam (RL 6.2m)																	10	10	100%	
8	Lintel Beam (RL 7.95)																	6.6	6.6	100%	
9	Tie Beam (RL 9.45)																	28.2	28.2	100%	
10	Roof Beam & Slab (RL 11.5)																	110	110	100%	
11	Brick work																	63	63	100%	
12	Plastering																	33	33	100%	
13	Window & Door																	18 Nos	18	100%	
14	Mechanical & Electrical Work																	1set	-	0%	

Raw Water Pipe Line

No	Particular	2016												Amount	Finishing		Remark				
		AUG				SEP				OCT					NOV				Amount	Percent	
		1	2	3	4	1	2	3	4	1	2	3	4		1	2		3			4
1	No (1) pipe line (Line of road side)																	Nos			
																		420	420	100%	
2	No (2) pip line (Line of inner side)																	420	420	100%	

Lagunbyin Water Treatment Plant

Schedule & Workdone Chart (Total Workdone 98%)



Planned Actual

Clear Water Reservoir

No	Particular	2016								Amount	Finishing		Remark	
		SEP		OCT		NOV		DEC			M ³	Amount		Percent
		1	2	1	2	1	2	1	2	3				
1	Base Slab Concreting										1776	1776	100%	
2	Super Structure Concreting-I (Wall,Beam,Column,Slab)										1239	1239	100%	
3	Roof Beam-Slab										815	815	100%	
4	Mechanical and Electrical work										1set	-	0%	

Rapid Sand Filter Work Schedule (1)

No	Particular	2016								Amount	Finishing		Remark	
		SEP		OCT		NOV		DEC			M ³	Amount		Percent
		1	2	1	2	1	2	1	2	3				
1	Base Slab Concreting										1773	1773	100%	
2	Super Structure Concreting-I (Wall,Beam,Column,Slab)(4.3to8.4)										1858	1858	100%	
3	Filter Precast Slab										155	155	100%	
4	Super Structure Concreting-II (Wall,Beam,Column,Slab)(8.4to10.5)										718	718	100%	
5	Brick Work & Plastering										102	102	100%	
6	Mechanical and Electrical work										1set	-	96%	

Rapid Sand Filter Work Schedule (2)

No	Particular	2016								Amount	Finishing		Remark	
		SEP		OCT		NOV		DEC			M ³	Amount		Percent
		1	2	1	2	1	2	1	2	3				
1	Base Slab Concreting										1773	1773	100%	
2	Super Structure Concreting-I (Wall,Beam,Column,Slab)(4.3to8.4)										1858	1858	100%	
3	Filter Precast Slab										155	155	100%	
4	Super Structure Concreting-II (Wall,Beam,Column,Slab)(8.4to10.5)										718	718	100%	
5	Brick Work & Plastering										102	102	100%	
6	Mechanical and Electrical work										1set	-	96%	

Sedimentation Basin (1)

No	Particular	2016								Amount	Finishing		Remark	
		SEP		OCT		NOV		DEC			M ³	Amount		Percent
		1	2	1	2	1	2	1	2	3				
1	Base Slab Concreting										1051	1051	100%	
2	Super Structure Concreting (Wall,Beam,Column)										1027.22	1027.22	100%	
3	Roof slab										216	216	100%	
4	Mechanical and Electrical work										1set	-	100%	

Sedimentation Basin (2)

No	Particular	2016								Amount	Finishing		Remark	
		SEP		OCT		NOV		DEC			M ³	Amount		Percent
		1	2	1	2	1	2	1	2	3				
1	Base Slab Concreting										1051	1051	100%	
2	Super Structure Concreting (Wall,Beam,Column)										1027.22	1027.22	100%	
3	Roof slab										216	216	100%	
4	Mechanical and Electrical work										1set	-	100%	

Sedimentation Basin (3)

No	Particular	2016								Amount	Finishing		Remark	
		SEP		OCT		NOV		DEC			M ³	Amount		Percent
		1	2	1	2	1	2	1	2	3				
1	Base Slab Concreting										1051	1051	100%	
2	Super Structure Concreting (Wall,Beam,Column)										1027.22	1027.22	100%	
3	Roof slab										216	216	100%	
4	Mechanical and Electrical work										1set	-	100%	

Sedimentation Basin (4)

No	Particular	2016								Amount	Finishing		Remark	
		SEP		OCT		NOV		DEC			M ³	Amount		Percent
		1	2	1	2	1	2	1	2	3				
1	Base Slab Concreting										1051	1051	100%	
2	Super Structure Concreting (Wall,Beam,Column)										1027.22	1027.22	100%	
3	Roof slab										216	216	100%	
4	Mechanical and Electrical work										1set	-	100%	

Dividing well

No	Particular	2016								Amount	Finishing		Remark	
		SEP		OCT		NOV		DEC			M ³	Amount		Percent
		1	2	1	2	1	2	1	2	3				
1	Base Slab Concreting										150	150	100%	
2	Tie Beam Level (1)										60	60	100%	
3	Tie Beam Level (2)										50	50	100%	
4	Floor slab level										74	74	100%	
5	Tie Beam Level (3)										97	97	100%	
6	Tie Beam Level (4)										97	97	100%	
7	Top Floor Level										93	93	100%	
8	Mechanical & Electrical Work										1set	-	97%	

Lift Pumping Station

No	Particular	2016								Amount	Finishing		Remark	
		SEP		OCT		NOV		DEC			M ³	Amount		Percent
		1	2	1	2	1	2	1	2	3				
1	Lean concrete										-	-	100%	
2	Pump House Base Slab										487	487	100%	
3	Pit Base slab and Mat Beam										47	47	100%	
4	Pump House & Pit wall (8')										229	229	100%	
5	Tie Beam Level & Pump House wall										118	118	100%	
6	Intake Gate Base slab										148	148	100%	
7	Pump House wall next level										185	185	100%	
8	Intake Gate wall (0 to 8.48)										142	142	100%	
9	Intake Gate wall and top slab										150	150	100%	
10	Pump House top slab										137	137	100%	
8	Mechanical & Electrical Work										1set	-	96%	

Intake Pumping Station

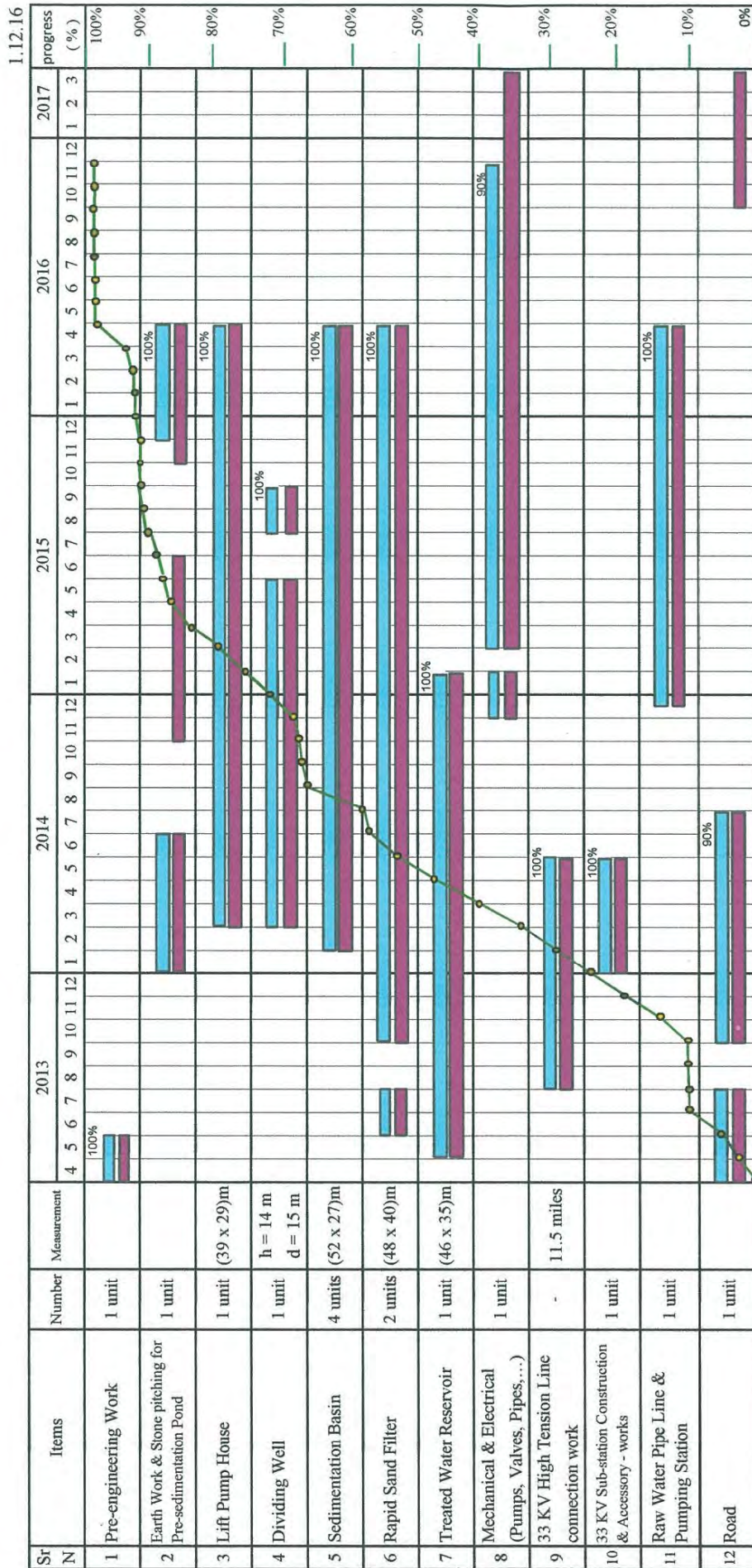
No	Particular	2016								Amount	Finishing		Remark	
		SEP		OCT		NOV		DEC			M ³	Amount		Percent
		1	2	1	2	1	2	1	2	3				
1	Bored Pile (45 No)										689	689	100%	
2	Base Slab Concrete										304	304	100%	
3	8 ft Height Wall (to RL 2.44 m)										147	147	100%	
4	8 ft Height Wall (to RL 4.88 m)										147	147	100%	
5	Floor Beam & Slab (RL 6.2m)										81	81	100%	
6	Column										110	110	100%	
7	Window Sea Beam (RL 6.2m)										10	10	100%	
8	Lintel Beam (RL 7.95)										6.6	6.6	100%	
9	Tie Beam (RL 9.45)										28.2	28.2	100%	
10	Roof Beam & Slab (RL 11.5)										110	110	100%	
11	Brick work										63	63	100%	
12	Plastering										33	33	100%	
13	Window & Door										18 Nos	18	100%	
14	Mechanical & Electrical Work										1set	-	0%	

Raw Water Pipe Line

No	Particular	2016								Amount	Finishing		Remark	
		SEP		OCT		NOV		DEC			Nos	Amount		Percent
		1	2	1	2	1	2	1	2	3				
1	No (1) pipe line (Line of road side)										420	420	100%	
2	No (2) pip line (Line of inner side)										420	420	100%	

Lagunbyin Water Treatment Plant

Schedule & Workdone Chart (Total Workdone 98%)



Planned Actual

Clear Water Reservoir

No	Particular	2016				2017				Amount	Finishing		Remark	
		OCT		NOV		DEC		JAN			M ³	Amount		Percent
						1	2	3	4					
1	Base Slab Concreting										1776	1776	100%	
2	Super Structure Concreting-I (Wall,Beam,Column,Slab)										1239	1239	100%	
3	Roof Beam-Slab										815	815	100%	
4	Mechanical and Electrical work										1set	-	0%	

Rapid Sand Filter Work Schedule (1)

No	Particular	2016				2017				Amount	Finishing		Remark	
		OCT		NOV		DEC		JAN			M ³	Amount		Percent
						1	2	3	4					
1	Base Slab Concreting										1773	1773	100%	
2	Super Structure Concreting-I (Wall,Beam,Column,Slab)(4.3to8.4)										1858	1858	100%	
3	Filter Precast Slab										155	155	100%	
4	Super Structure Concreting-II (Wall,Beam,Column,Slab)(8.4to10.5)										718	718	100%	
5	Brick Work & Plastering										102	102	100%	
6	Mechanical and Electrical work										1set	-	96%	

Rapid Sand Filter Work Schedule (2)

No	Particular	2016				2017				Amount	Finishing		Remark	
		OCT		NOV		DEC		JAN			M ³	Amount		Percent
						1	2	3	4					
1	Base Slab Concreting										1773	1773	100%	
2	Super Structure Concreting-I (Wall,Beam,Column,Slab)(4.3to8.4)										1858	1858	100%	
3	Filter Precast Slab										155	155	100%	
4	Super Structure Concreting-II (Wall,Beam,Column,Slab)(8.4to10.5)										718	718	100%	
5	Brick Work & Plastering										102	102	100%	
6	Mechanical and Electrical work										1set	-	96%	

Sedimentation Basin (1)

No	Particular	2016				2017				Amount	Finishing		Remark	
		OCT		NOV		DEC		JAN			M ³	Amount		Percent
						1	2	3	4					
1	Base Slab Concreting										1051	1051	100%	
2	Super Structure Concreting (Wall,Beam,Column)										1027.22	1027.22	100%	
3	Roof slab										216	216	100%	
4	Mechanical and Electrical work										1set	-	100%	

Sedimentation Basin (2)

No	Particular	2016				2017				Amount	Finishing		Remark	
		OCT		NOV		DEC		JAN			M ³	Amount		Percent
						1	2	3	4					
1	Base Slab Concreting										1051	1051	100%	
2	Super Structure Concreting (Wall,Beam,Column)										1027.22	1027.22	100%	
3	Roof slab										216	216	100%	
4	Mechanical and Electrical work										1set	-	100%	

Sedimentation Basin (3)

No	Particular	2016				2017				Amount	Finishing		Remark	
		OCT		NOV		DEC		JAN			M ³	Amount		Percent
						1	2	3	4					
1	Base Slab Concreting										1051	1051	100%	
2	Super Structure Concreting (Wall,Beam,Column)										1027.22	1027.22	100%	
3	Roof slab										216	216	100%	
4	Mechanical and Electrical work										1set	-	100%	

Sedimentation Basin (4)

No	Particular	2016				2017				Amount	Finishing		Remark	
		OCT		NOV		DEC		JAN			M ³	Amount		Percent
						1	2	3	4					
1	Base Slab Concreting										1051	1051	100%	
2	Super Structure Concreting (Wall,Beam,Column)										1027.22	1027.22	100%	
3	Roof slab										216	216	100%	
4	Mechanical and Electrical work										1set	-	100%	

Dividing well

No	Particular	2016												2017			Amount	Finishing		Remark		
		OCT				NOV				DEC				JAN				M ³	Amount		Percent	
		1	2	3	4	1	2	3	4	1	2	3	4	1	2	3						4
1	Base Slab Concreting																		150	150	100%	
2	Tie Beam Level (1)																		60	60	100%	
3	Tie Beam Level (2)																		50	50	100%	
4	Floor slab level																		74	74	100%	
5	Tie Beam Level (3)																		97	97	100%	
6	Tie Beam Level (4)																		97	97	100%	
7	Top Floor Level																		93	93	100%	
8	Mechanical & Electrical Work																		1set	-	97%	

Lift Pumping Station

No	Particular	2016												2017			Amount	Finishing		Remark		
		OCT				NOV				DEC				JAN				M ³	Amount		Percent	
		1	2	3	4	1	2	3	4	1	2	3	4	1	2	3						4
1	Lean concrete																		-	-	100%	
2	Pump House Base Slab																		487	487	100%	
3	Pit Base slab and Mat Beam																		47	47	100%	
4	Pump House & Pit wall (8')																		229	229	100%	
5	Tie Beam Level & Pump House wall																		118	118	100%	
6	Intake Gate Base slab																		148	148	100%	
7	Pump House wall next level																		185	185	100%	
8	Intake Gate wall (0 to 8.48)																		142	142	100%	
9	Intake Gate wall and top slab																		150	150	100%	
10	Pump House top slab																		137	137	100%	
8	Mechanical & Electrical Work																		1set	-	96%	

Intake Pumping Station

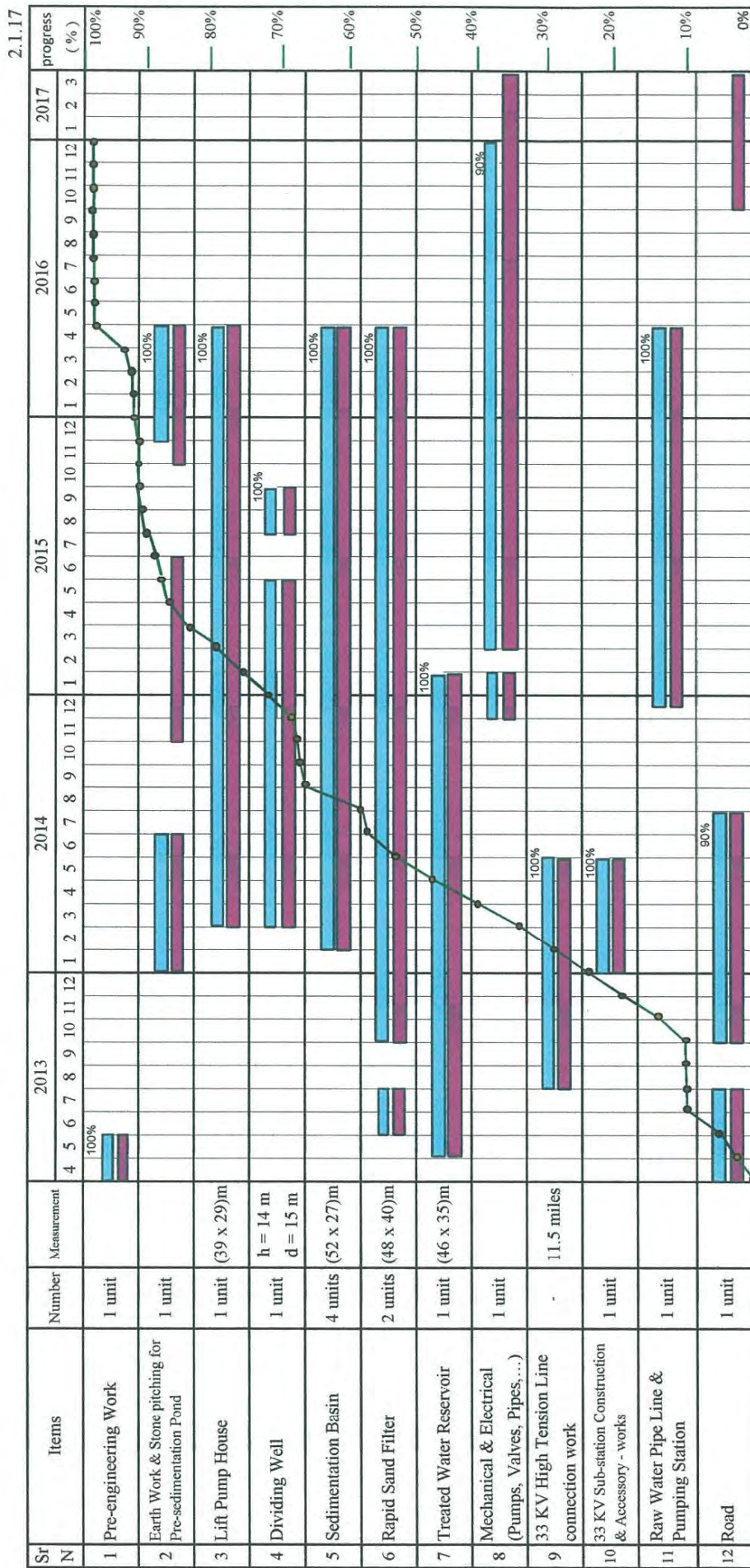
No	Particular	2016												2017			Amount	Finishing		Remark		
		OCT				NOV				DEC				JAN				M ³	Amount		Percent	
		1	2	3	4	1	2	3	4	1	2	3	4	1	2	3						4
1	Bored Pile (45 No)																		689	689	100%	
2	Base Slab Concrete																		304	304	100%	
3	8 ft Height Wall (to RL 2.44 m)																		147	147	100%	
4	8 ft Height Wall (to RL 4.88 m)																		147	147	100%	
5	Floor Beam & Slab (RL 6.2m)																		81	81	100%	
6	Column																		110	110	100%	
7	Window Sea Beam (RL 6.2m)																		10	10	100%	
8	Lintel Beam (RL 7.95)																		6.6	6.6	100%	
9	Tie Beam (RL 9.45)																		28.2	28.2	100%	
10	Roof Beam & Slab (RL 11.5)																		110	110	100%	
11	Brick work																		63	63	100%	
12	Plastering																		33	33	100%	
13	Window & Door																		18 Nos	18	100%	
14	Mechanical & Electrical Work																		1set	-	0%	

Raw Water Pipe Line

No	Particular	2016												2017			Amount	Finishing		Remark		
		OCT				NOV				DEC				JAN				Nos	Amount		Percent	
		1	2	3	4	1	2	3	4	1	2	3	4	1	2	3						4
1	No (1) pipe line (Line of road side)																		420	420	100%	
2	No (2) pip line (Line of inner side)																		420	420	100%	

Lagunbyin Water Treatment Plant

Schedule & Workdone Chart (Total Workdone 98%)



Planned Actual

Clear Water Reservoir

No	Particular	2016				2017				Amount M ³	Finishing		Remark
		NOV		DEC		JAN		FEB			Amount	Percent	
		1	2	3	4	1	2	3	4				
1	Base Slab Concreting									1776	1776	100%	
2	Super Structure Concreting-I (Wall,Beam,Column,Slab)									1239	1239	100%	
3	Roof Beam-Slab									815	815	100%	
4	Mechanical and Electrical work									1set	-	0%	

Rapid Sand Filter Work Schedule (1)

No	Particular	2016				2017				Amount M ³	Finishing		Remark
		NOV		DEC		JAN		FEB			Amount	Percent	
		1	2	3	4	1	2	3	4				
1	Base Slab Concreting									1773	1773	100%	
2	Super Structure Concreting-I (Wall,Beam,Column,Slab)(4.3to8.4)									1858	1858	100%	
3	Filter Precast Slab									155	155	100%	
4	Super Structure Concreting-II (Wall,Beam,Column,Slab)(8.4to10.5)									718	718	100%	
5	Brick Work & Plastering									102	102	100%	
6	Mechanical and Electrical work									1set	-	98%	

Rapid Sand Filter Work Schedule (2)

No	Particular	2016				2017				Amount M ³	Finishing		Remark
		NOV		DEC		JAN		FEB			Amount	Percent	
		1	2	3	4	1	2	3	4				
1	Base Slab Concreting									1773	1773	100%	
2	Super Structure Concreting-I (Wall,Beam,Column,Slab)(4.3to8.4)									1858	1858	100%	
3	Filter Precast Slab									155	155	100%	
4	Super Structure Concreting-II (Wall,Beam,Column,Slab)(8.4to10.5)									718	718	100%	
5	Brick Work & Plastering									102	102	100%	
6	Mechanical and Electrical work									1set	-	98%	

Sedimentation Basin (1)

No	Particular	2016				2017				Amount M ³	Finishing		Remark
		NOV		DEC		JAN		FEB			Amount	Percent	
		1	2	3	4	1	2	3	4				
1	Base Slab Concreting									1051	1051	100%	
2	Super Structure Concreting (Wall,Beam,Column)									1027.22	1027.22	100%	
3	Roof slab									216	216	100%	
4	Mechanical and Electrical work									1set	-	100%	

Sedimentation Basin (2)

No	Particular	2016				2017				Amount M ³	Finishing		Remark
		NOV		DEC		JAN		FEB			Amount	Percent	
		1	2	3	4	1	2	3	4				
1	Base Slab Concreting									1051	1051	100%	
2	Super Structure Concreting (Wall,Beam,Column)									1027.22	1027.22	100%	
3	Roof slab									216	216	100%	
4	Mechanical and Electrical work									1set	-	100%	

Sedimentation Basin (3)

No	Particular	2016				2017				Amount M ³	Finishing		Remark
		NOV		DEC		JAN		FEB			Amount	Percent	
		1	2	3	4	1	2	3	4				
1	Base Slab Concreting									1051	1051	100%	
2	Super Structure Concreting (Wall,Beam,Column)									1027.22	1027.22	100%	
3	Roof slab									216	216	100%	
4	Mechanical and Electrical work									1set	-	100%	

Sedimentation Basin (4)

No	Particular	2016				2017				Amount M ³	Finishing		Remark
		NOV		DEC		JAN		FEB			Amount	Percent	
		1	2	3	4	1	2	3	4				
1	Base Slab Concreting									1051	1051	100%	
2	Super Structure Concreting (Wall,Beam,Column)									1027.22	1027.22	100%	
3	Roof slab									216	216	100%	
4	Mechanical and Electrical work									1set	-	100%	

Dividing well

No	Particular	2016				2017				Amount	Finishing		Remark				
		NOV		DEC		JAN		FEB			M ³	Amount		Percent			
		1	2	3	4	1	2	3	4						1	2	3
1	Base Slab Concreting													150	150	100%	
2	Tie Beam Level (1)													60	60	100%	
3	Tie Beam Level (2)													50	50	100%	
4	Floor slab level													74	74	100%	
5	Tie Beam Level (3)													97	97	100%	
6	Tie Beam Level (4)													97	97	100%	
7	Top Floor Level													93	93	100%	
8	Mechanical & Electrical Work													1set	-	97%	

Lift Pumping Station

No	Particular	2016				2017				Amount	Finishing		Remark				
		NOV		DEC		JAN		FEB			M ³	Amount		Percent			
		1	2	3	4	1	2	3	4						1	2	3
1	Lean concrete													-	-	100%	
2	Pump House Base Slab													487	487	100%	
3	Pit Base slab and Mat Beam													47	47	100%	
4	Pump House & Pit wall (8')													229	229	100%	
5	Tie Beam Level & Pump House wall													118	118	100%	
6	Intake Gate Base slab													148	148	100%	
7	Pump House wall next level													185	185	100%	
8	Intake Gate wall (0 to 8.48)													142	142	100%	
9	Intake Gate wall and top slab													150	150	100%	
10	Pump House top slab													137	137	100%	
8	Mechanical & Electrical Work													1set	-	100%	

Intake Pumping Station

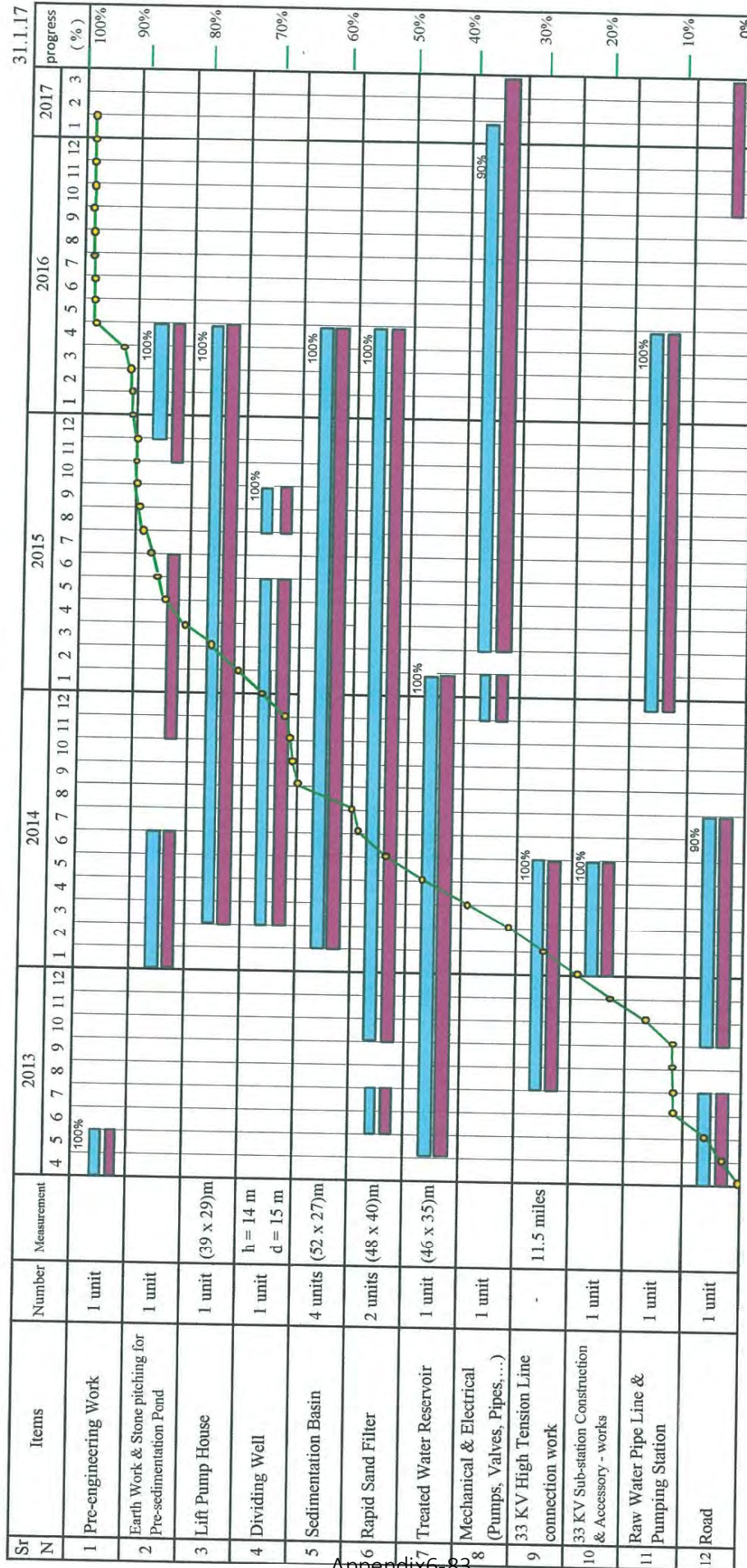
No	Particular	2016				2017				Amount	Finishing		Remark				
		NOV		DEC		JAN		FEB			M ³	Amount		Percent			
		1	2	3	4	1	2	3	4						1	2	3
1	Bored Pile (45 No)													689	689	100%	
2	Base Slab Concrete													304	304	100%	
3	8 ft Height Wall (to RL 2.44 m)													147	147	100%	
4	8 ft Height Wall (to RL 4.88 m)													147	147	100%	
5	Floor Beam & Slab (RL 6.2m)													81	81	100%	
6	Column													110	110	100%	
7	Window Sea Beam (RL 6.2m)													10	10	100%	
8	Lintel Beam (RL 7.95)													6.6	6.6	100%	
9	Tie Beam (RL 9.45)													28.2	28.2	100%	
10	Roof Beam & Slab (RL 11.5)													110	110	100%	
11	Brick work													63	63	100%	
12	Plastering													33	33	100%	
13	Window & Door													18 Nos	18	100%	
14	Mechanical & Electrical Work													1set	-	0%	

Raw Water Pipe Line

No	Particular	2016				2017				Amount	Finishing		Remark				
		NOV		DEC		JAN		FEB			Nos	Amount		Percent			
		1	2	3	4	1	2	3	4						1	2	3
1	No (1) pipe line (Line of road side)													420	420	100%	
2	No (2) pip line (Line of inner side)													420	420	100%	

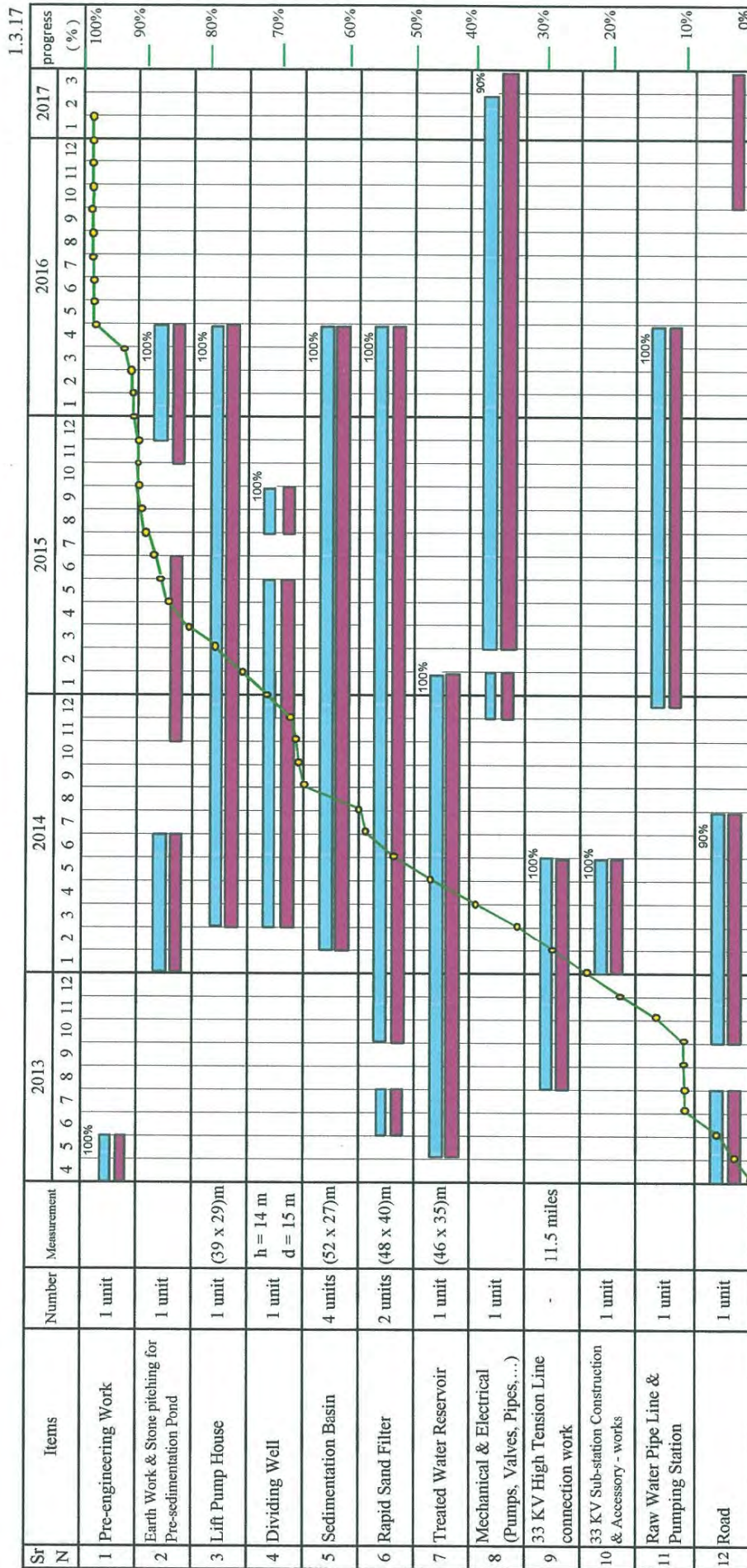
Lagunbyin Water Treatment Plant

Schedule & Workdone Chart (Total Workdone 98%)



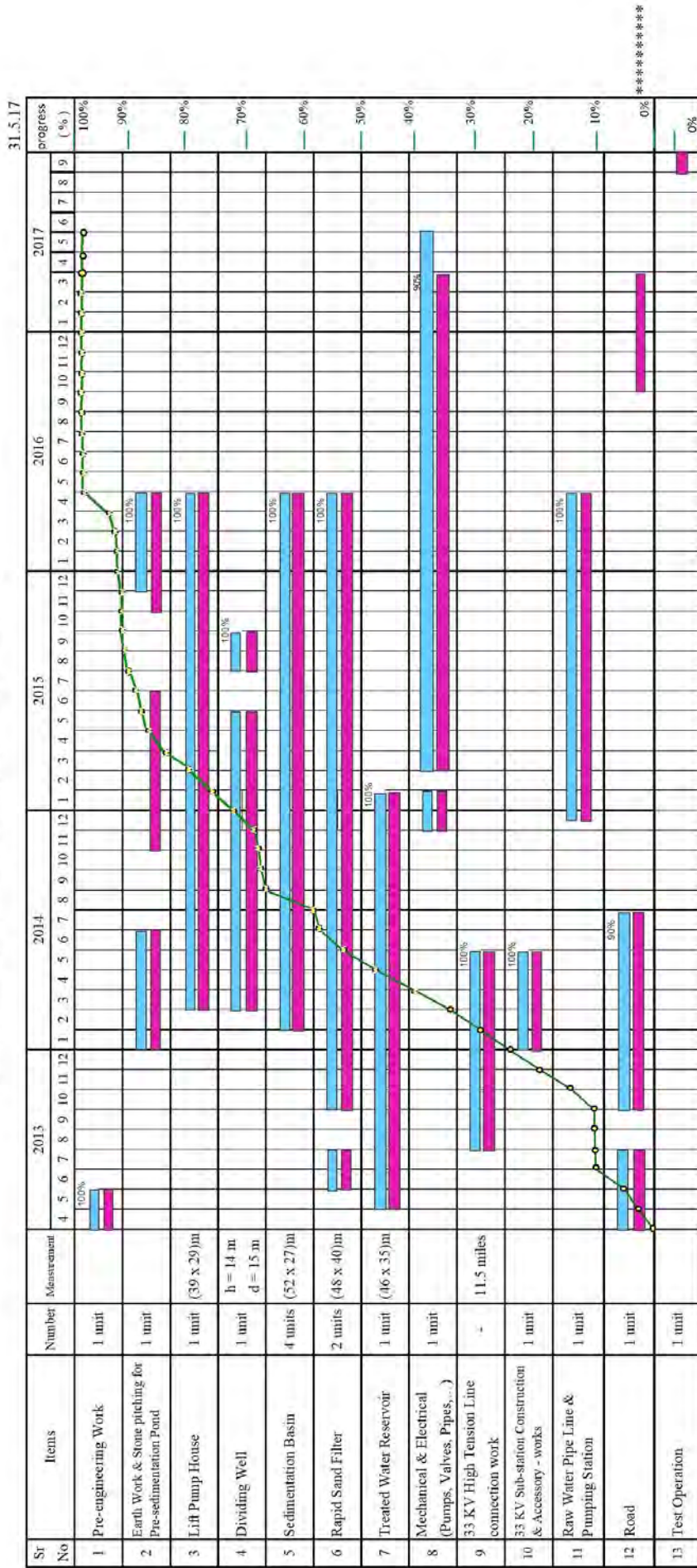
Lagunbyin Water Treatment Plant

Schedule & Workdone Chart (Total Workdone 98%)



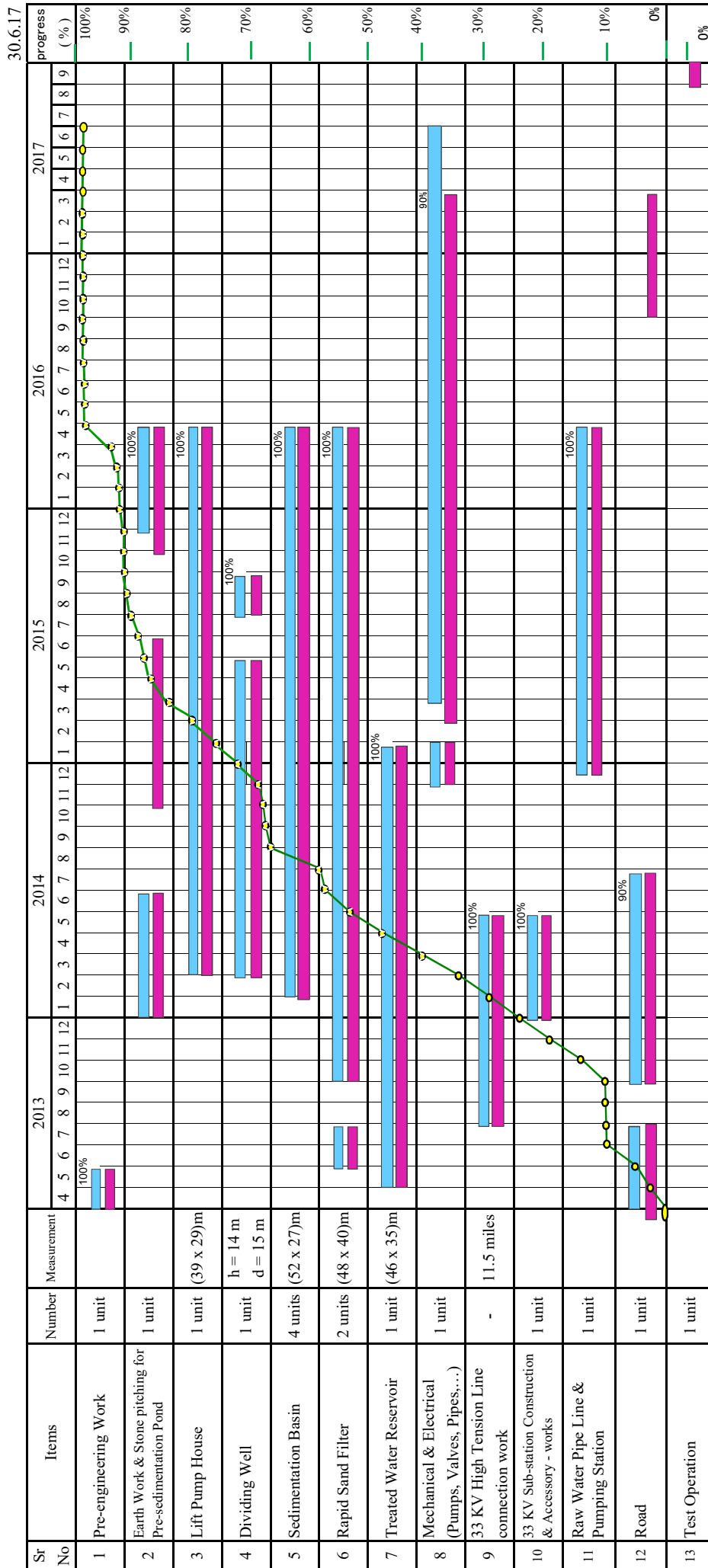
Lagunbyin Water Treatment Plant

Schedule & Workdone Chart (Total Workdone 98%)



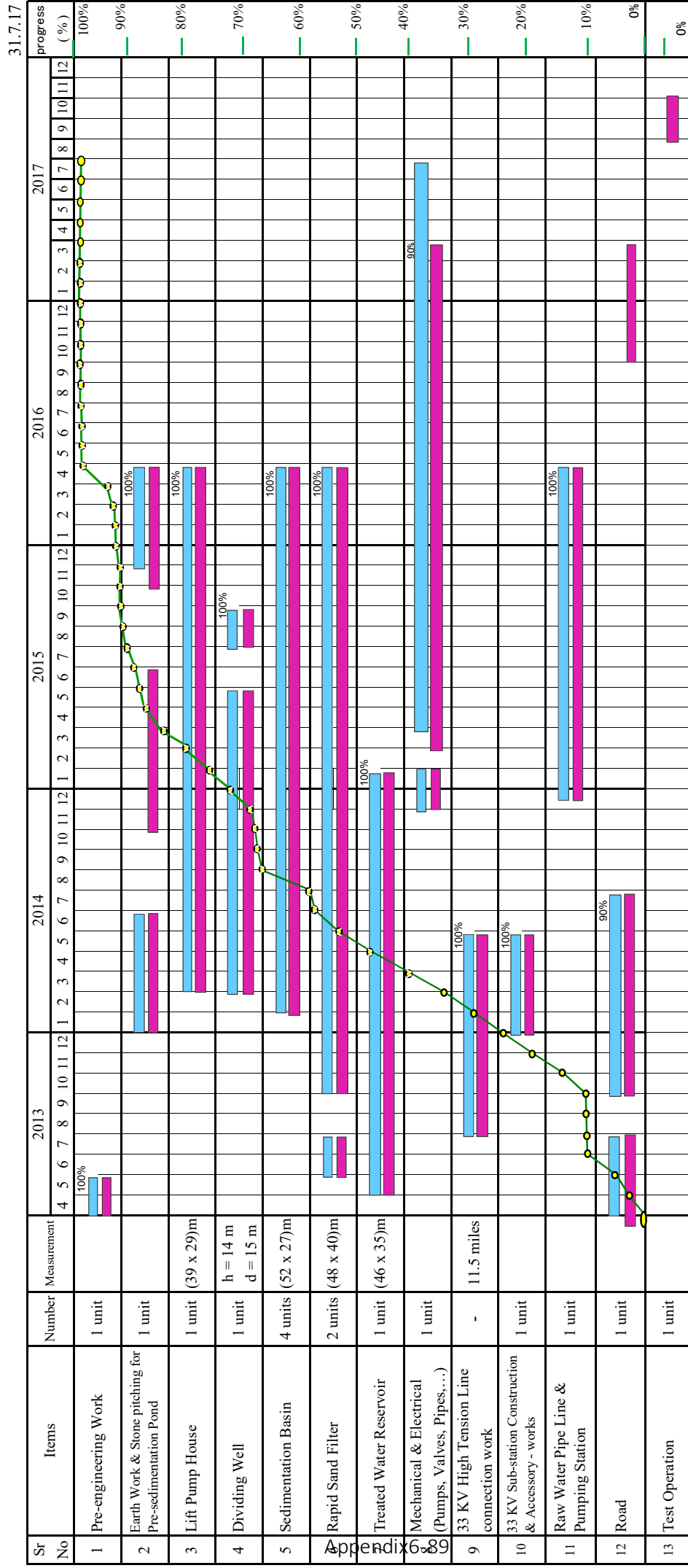
Lagunbyin Water Treatment Plant

Schedule & Workdone Chart (Total Workdone 98%)



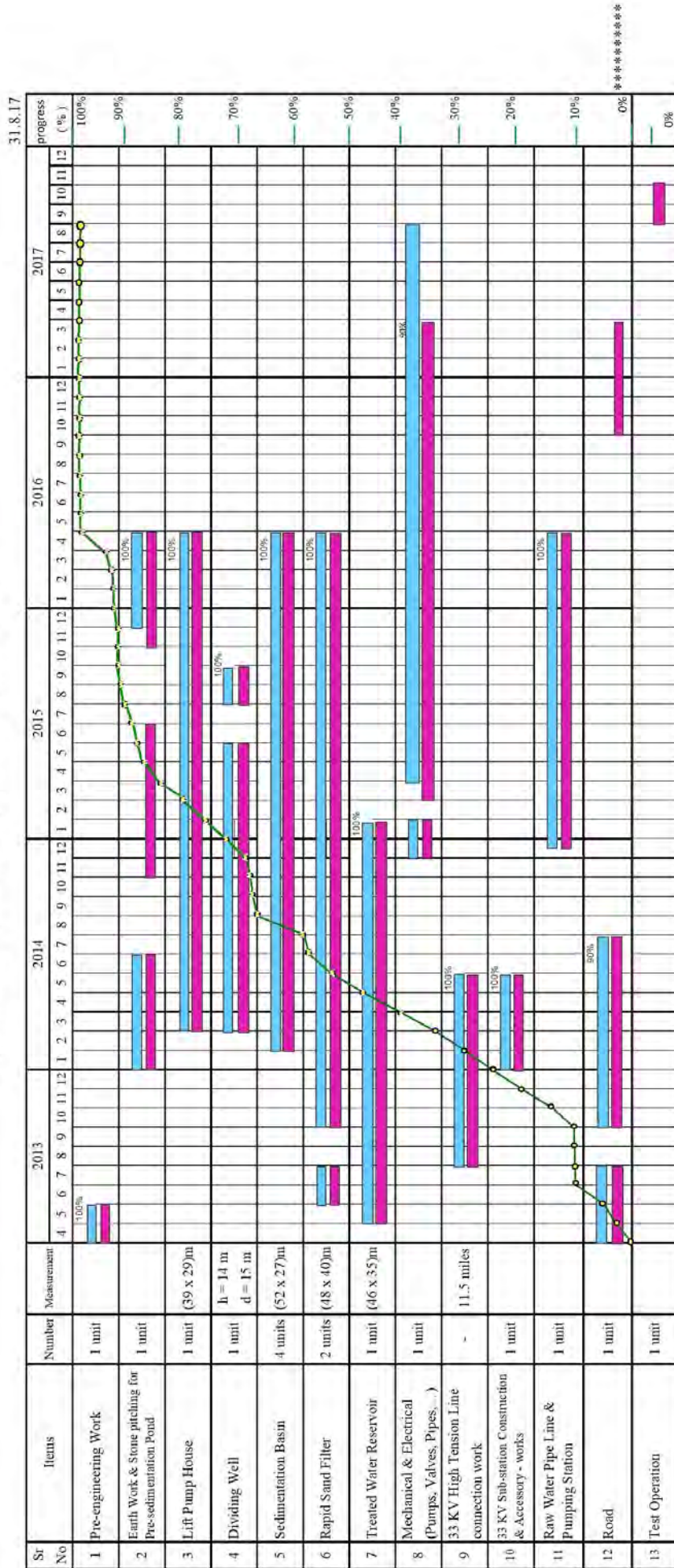
Lagunbyin Water Treatment Plant

Schedule & Workdone Chart (Total Workdone 98%)



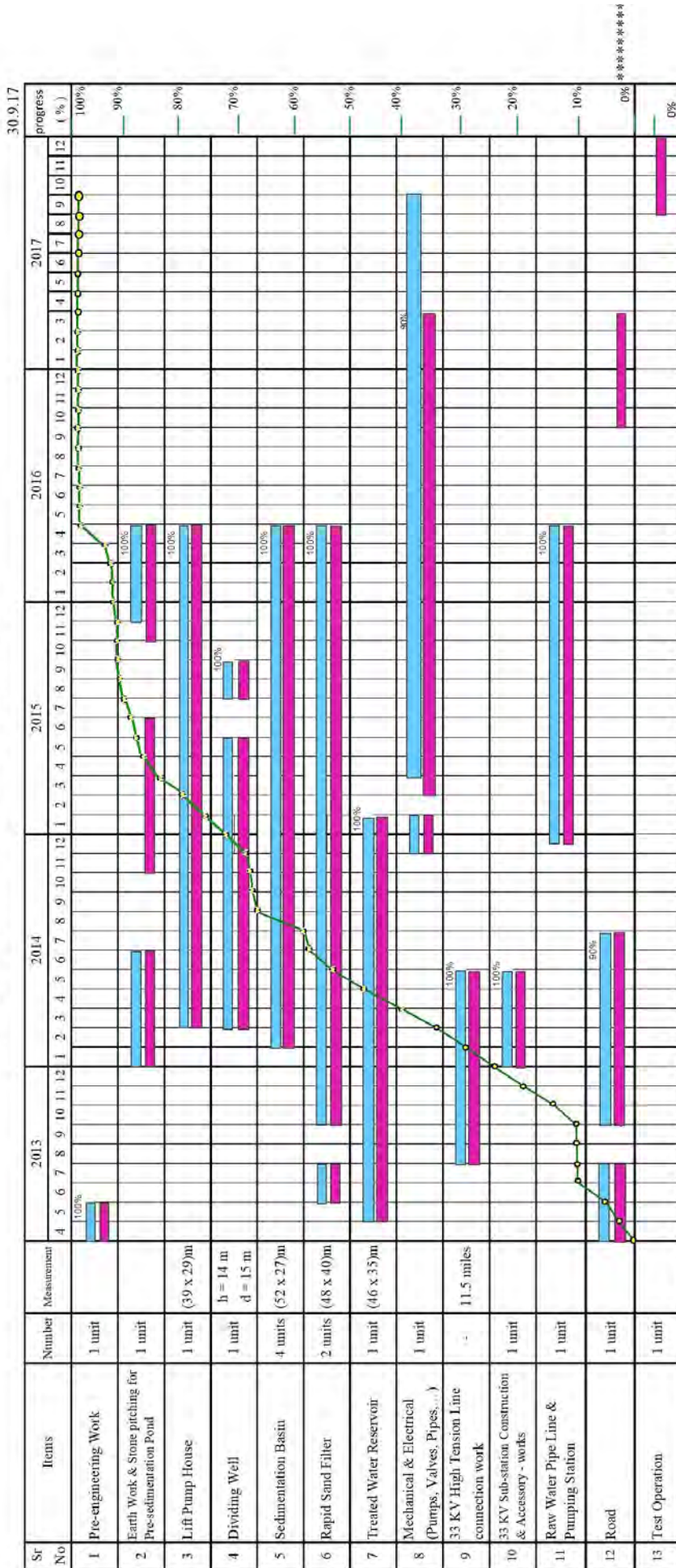
Lagunbyin Water Treatment Plant

Schedule & Workdone Chart (Total Workdone 98%)



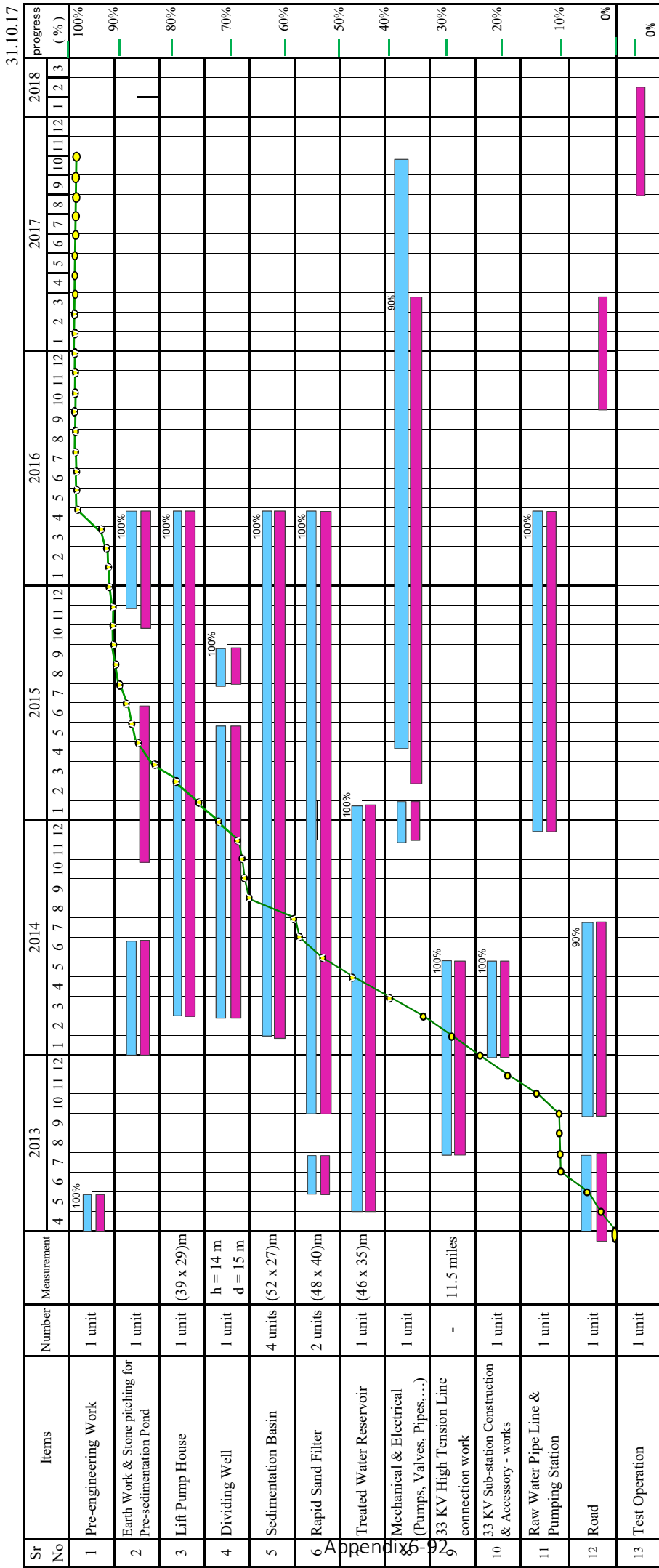
Lagunbyin Water Treatment Plant

Schedule & Workdone Chart (Total Workdone 98%)



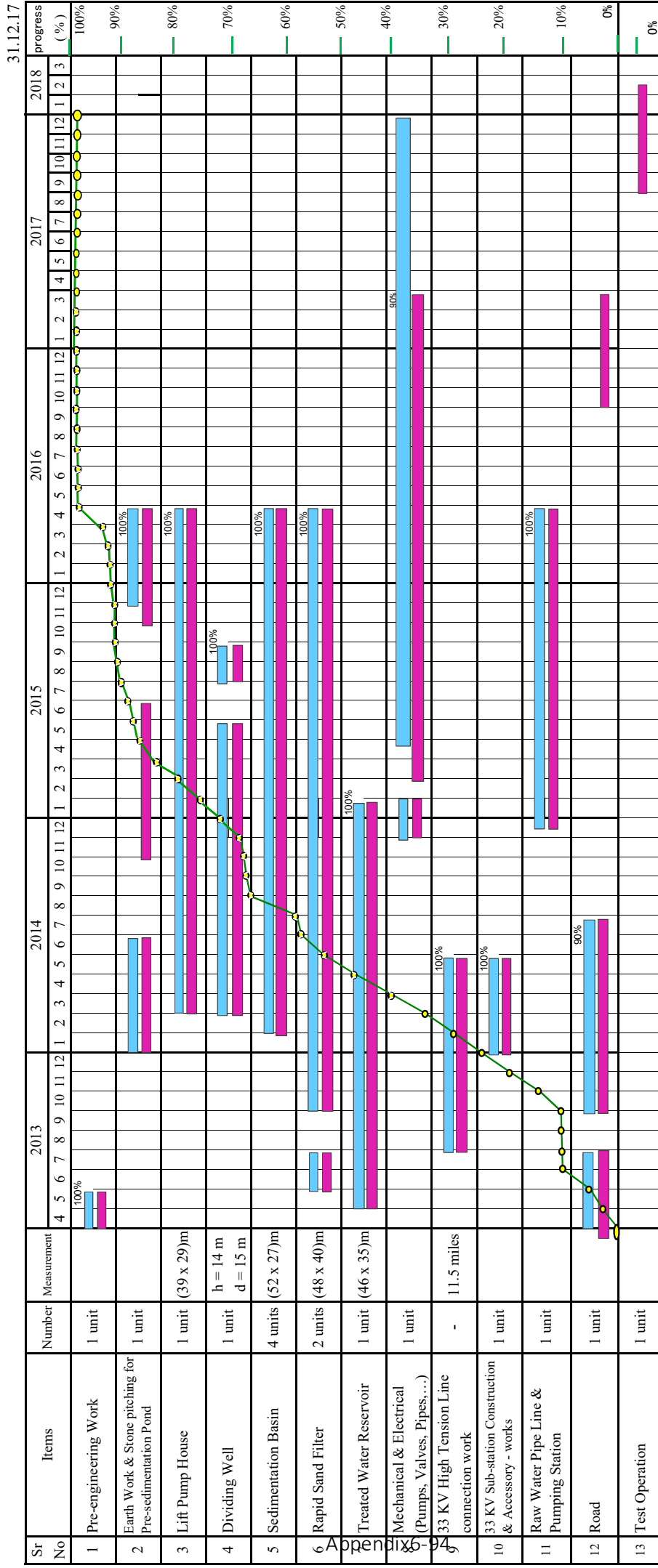
Lagunbyin Water Treatment Plant

Schedule & Workdone Chart (Total Workdone 98%)



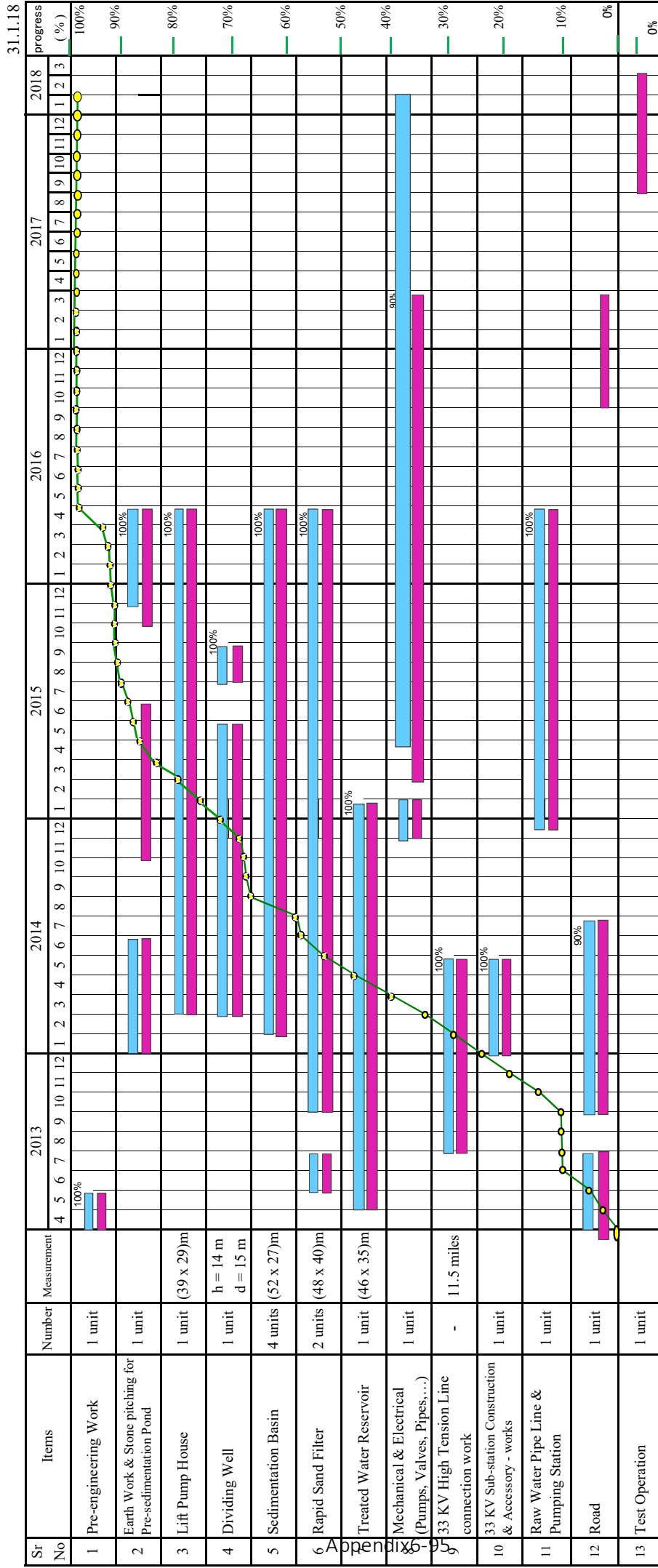
Lagunbyin Water Treatment Plant

Schedule & Workdone Chart (Total Workdone 98%)



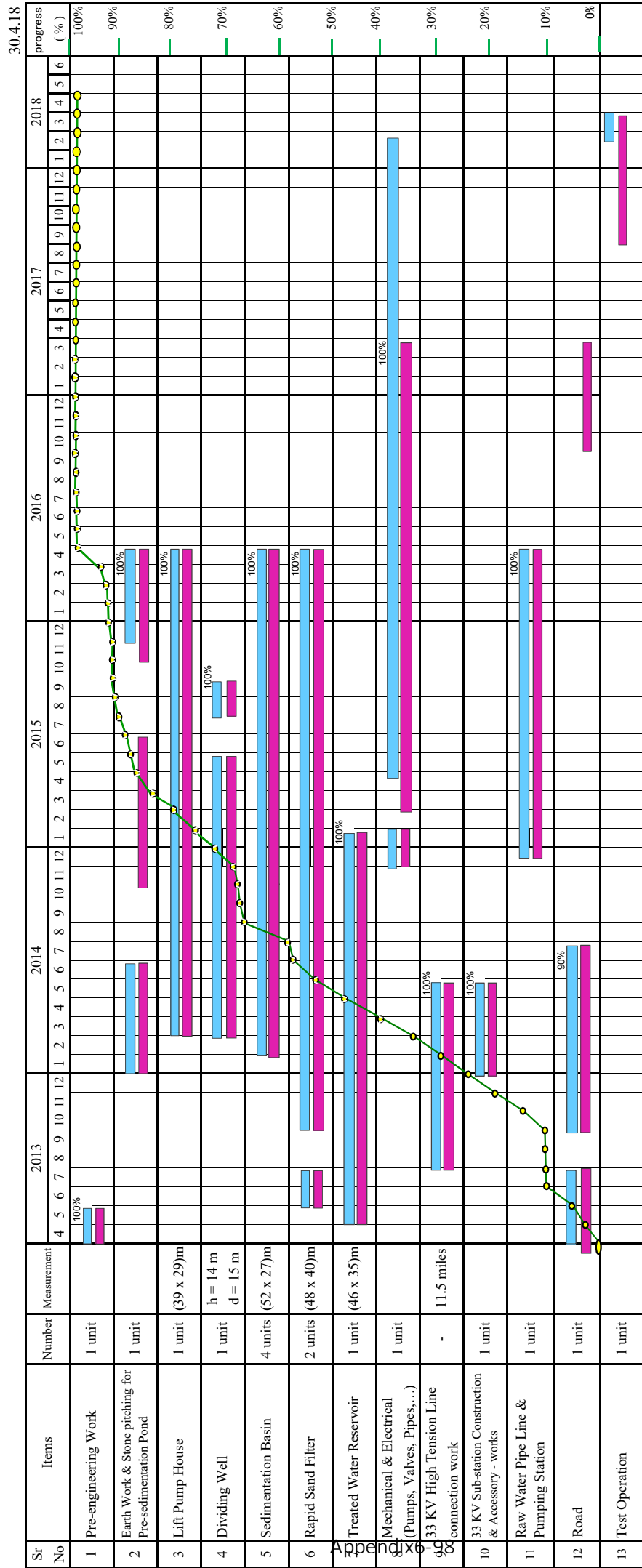
Lagunbyin Water Treatment Plant

Schedule & Workdone Chart (Total Workdone 98%)



Lagunbyin Water Treatment Plant

Schedule & Workdone Chart (Total Workdone 99%)



30.4.18

MEMO

Date: 4 June 2014

To: Messrs. YCDC Head Office and Site Office

From: LWTP Advisory Team dispatched by JICA

Subject:

JICA Assisted Capacity Development on Lagunbyin Water Treatment Plant under Greater Yangon Water Supply Improvement Project implemented by YCDC
Safety – Temporary Electrical Circuit

Further to the tragic incident happened in Nyunghnabyin on 30 May 2014, may we remind you that Safety on Site is the paramount objective for all stakeholders including staff and labours.

In order to improve your safety standard of the project (Lagunbyin Water Treatment Construction) we would like to draw your attention particularly to the temporary electrical circuit on site. Because the power supply to electrical tools connected by cables on the ground without switch boards, circuit breakers or waterproof plugs in rainy season has always potential risks of short circuit to the bare feet workers. Hence a serious incident could be happened at any time.



Temporary electrical wiring in Lagunbyin
NOT acceptable



Switch board



Waterproof plugs

Recommended to use on site

We should appreciate very much if you could spend a time for the temporary power supply and improve the standard of Safety on Site.

Yours Faithfully,

Signed by Akiba J

Akiba J

Safety Check Record for the Lot 1 Project

Pre TEST

Date; 6 Oct		Location;		Kind of works;	
Checker; PyiKyaw Hein				Witness; Zin Min Latt	
No.	Item	Check Point	Findings	Response/Comment	
1	Worker's gear				
	(a) Helmet	Wearing or not	not	Need for wearing	
	(b) Wear	Neat for work or not	Not	Need	
	(c) Footwear	Neat for work or not	Not	need	
2	With Heavy Machineries Work : Earth Work				
	(a)Maintenance	Implementation or not for all machines	Good		
	(b)Handling tools	Appropriateness of the materials (strength enough)	Good		
	(c)Working position	Ground stability & appropriateness of the posturing	Good		
	(d)Working signal	Appropriateness of the cue between operator and worker	Good		
3	Earth Work				
	(a)Inclination	Protection for erosion	Good		
	(b)Dewatering	Working conditions	Good		
	- 'do -	Wiring for pumps	Good		
4	Spruce-up of site		Good	But some place are needed to clean nail and wood	
5	Prevention measures for third party incident		Good		
6	Emergency case				
	Provision or not	Preparation of First aid kit	Not	Not only all of the site people haven't not but also each group have	
		Emergency contact network	Not	They haven't show contact ph number , so , I was suggested prepare for this informatoion	
7	Others				

Safety Check Record for the Lot 1 Project

Date;9-10-2014		Location; Lagunbyin WTP		Kind of works; Formwork , re-bars ,	
Checker; PyiKyaw Hein			Witness; Zin Min Latt		
No.	Item	Check Point	Findings	Response/Comment	
1	Worker's gear				
	(a) Helmet	Wearing or not	not	Need for wearing	
	(b) Wear	Neat for work or not	Not	Need	
	(c) Footwear	Neat for work or not	Not	need	
2	With Heavy Machineries Work : Earth Work				
	(a)Maintenance	Implementation or not for all machines	Good		
	(b)Handling tools	Appropriateness of the materials (strength enough)	Good		
	(c)Working position	Ground stability & appropriateness of the posturing	Good		
	(d)Working signal	Appropriateness of the cue between operator and worker	Good		
3	Earth Work				
	(a)Inclination	Protection for erosion	Good		
	(b)Dewatering	Working conditions	Good		
	-do -	Wiring for pumps	Good		
4	Spruce-up of site		Good		
5	Prevention measures for third party incident		Good		
6	Emergency case				
	Provision or not	Preparation of First aid kit	Not	Need to work that next week I suggest to make	
		Emergency contact network	Not	Find not ready to show emergency contact	
7	Others				

Safety Check Record for the Lot 1 Project

Date;13-10-2014		Location; Lagunbyin WTP		Kind of works; Formwork , re-bars ,	
Checker; PyiKyaw Hein			Witness; Zin Min Latt		
No.	Item	Check Point	Findings	Response/Comment	
1	Worker's gear				
	(a) Helmet	Wearing or not	not	Need for wearing	
	(b) Wear	Neat for work or not	Not	Need for wearing	
	(c) Footwear	Neat for work or not	Not	Need for wearing	
2	With Heavy Machineries Work : Earth Work				
	(a)Maintenance	Implementation or not for all machines	Good		
	(b)Handling tools	Appropriateness of the materials (strength enough)	Good		
	(c)Working position	Ground stability & appropriateness of the posturing	Good		
	(d)Working signal	Appropriateness of the cue between operator and worker	Good		
3	Earth Work				
	(a)Inclination	Protection for erosion	Good		
	(b)Dewatering	Working conditions	Good		
	-do -	Wiring for pumps	Good		
4	Spruce-up of site		Good		
5	Prevention measures for third party incident		Good		
6	Emergency case				
	Provision or not	Preparation of First aid kit	Not	Need to work that next week I suggest to make	
		Emergency contact network	Not	Find not ready to show emergency contact	
7	Others				

Safety Check Record for the Lagunbyin WTP Project

Date;20-10-2014	Location; Lagunbyin WTP	Kind of works; Formwork , re-bars ,		
Checker; Pyi Kyaw Hein		Witness; Zin Min Latt		
No.	Item	Check Point	Findings	Response/Comment
1	Worker's gear			
	(a) Helmet	Wearing or not	Not	Need for wearing
	(b) Wear	Neat for work or not	Not	Need for wearing
	(c) Footwear	Neat for work or not	Not	Need for wearing
2	High place work	Height of position H= 8.45 m		
	(a) Workers	Appropriateness of skill.	Good	
	(b)Vertical works	Abidance of the prohibition works.	Need	Need the platform for workers to safe and get workability
	(c) Scaffolding	Appropriateness of facility.	Good	
	(d)Neglected materials	Spruce-up. (for fear of drop down from high place)	Middle	Some place , nails are not safe to walk .
3	With Heavy Machineries Work : Earth Work			
	(a) Maintenance	Implementation or not for all machines	Good	
	(b) Handling tools	Appropriateness of the materials (strength enough)	Good	
	(c)Working position	Ground stability & appropriateness of the posturing	Good	
	(d)Working signal	Appropriateness of the cue between operator and worker	Good	
4	Earth Work			
	(a) Inclination	Protection for erosion	Good	
	(b) Dewatering	Working conditions	Good	
	-do -	Wiring for pumps	Good	
5	Spruce-up of site		Good	
6	Prevention measures for third party incident		Good	
7	Emergency case			
	Provision or not	Preparation of First aid kit	Not	Need to work that next week I suggest to make it
		Emergency contact network	Not	Find not ready to show emergency contact
8	Others			

Safety Check Record for the Lagunbyin WTP Project

Date;29-10-2014		Location; Lagunbyin WTP		Kind of works; Formwork , re-bars ,	
Checker; Pyi Kyaw Hein			Witness; Zin Min Latt		
No.	Item	Check Point	Findings	Response/Comment	
1	Worker's gear				
	(a) Helmet	Wearing or not	Not	Need for wearing	
	(b) Wear	Neat for work or not	Not	Need for wearing	
	© Footwear	Neat for work or not	Not	Need for wearing	
2	High place work	Height of position H= m			
	(a) Workers	Appropriateness of skill.	Good		
	(b) Vertical works	Abidance of the prohibition works.	Improve	Some place are need to make platform	
	(c) Scaffolding	Appropriateness of facility.	Good		
	(d) Neglected materials	Spruce-up. (for fear of drop down from high place)	Good		
3	With Heavy Machineries Work : Earth Work				
	(a) Maintenance	Implementation or not for all machines	Good		
	(b) Handling tools	Appropriateness of the materials (strength enough)	Good		
	(c) Working position	Ground stability & appropriateness of the posturing	Good		
	(d) Working signal	Appropriateness of the cue between operator and worker	Good		
4	Earth Work				
	(a) Inclination	Protection for erosion	Good		
	(b) Dewatering	Working conditions	Good		
	-do-	Wiring for pumps	Good		
5	Spruce-up of site		Good		
6	Prevention measures for third party incident		Good		
7	Emergency case				
	Provision or not	Preparation of First aid kit	Not	Need to work that next week I suggest to make it	
		Emergency contact network	Not	Find not ready to show emergency contact	
8	Others				

Safety Check Record for the Lagunbyin WTP Project

Date;7-11-2014	Location; Lagunbyin WTP	Kind of works; Formwork , re-bars ,		
Checker; Pyi Kyaw Hein		Witness; Mr Tun Tun Hlaing		
No.	Item	Check Point	Findings	Response/Comment
1	Worker's gear			
	(a) Helmet	Wearing or not	Improve	Some people are need to wear
	(b) Wear	Neat for work or not	Not	Need for wearing
	© Footwear	Neat for work or not	Improve	Some people are need to wear
2	High place work	Height of position H= m		
	(a) Workers	Appropriateness of skill.	Good	
	(b) Vertical works	Abidance of the prohibition works.	Improve	Some place are need to make platform
	(c) Scaffolding	Appropriateness of facility.	Good	
	(d) Neglected materials	Spruce-up. (for fear of drop down from high place)	Good	
3	With Heavy Machineries Work : Earth Work			
	(a) Maintenance	Implementation or not for all machines	Good	
	(b) Handling tools	Appropriateness of the materials (strength enough)	Good	
	(c) Working position	Ground stability & appropriateness of the posturing	Good	
	(d) Working signal	Appropriateness of the cue between operator and worker	Good	
4	Earth Work			
	(a) Inclination	Protection for erosion	Good	
	(b) Dewatering	Working conditions	Good	
	-do-	Wiring for pumps	Good	
5	Electrical work		Need	But they were made to safety in the site
6	Spruce-up of site		Good	
7	Prevention measures for third party incident		Good	
8	Emergency case			
	Provision or not	Preparation of First aid kit	Not	Need to work that next week I suggest to make it
		Emergency contact network	Not	Find not ready to show emergency contact
9	Others			

Safety Check Record for the Lagunbyin WTP Project

Date; 11-11-2014		Location; Lagunbyin WTP		Kind of works; Formwork , re-bars ,	
Checker; Pyi Kyaw Hein			Witness; Mr Tun Tun Hlaing		
No.	Item	Check Point	Findings	Response/Comment	
1	Worker's gear				
	(a) Helmet	Wearing or not	Good		
	(b) Wear	Neat for work or not	Good		
	(c) Footwear	Neat for work or not	Good		
2	High place work	Height of position H= m			
	(a) Workers	Appropriateness of skill.	Good		
	(b) Vertical works	Abidance of the prohibition works.	Improve	Some place are need to make platform	
	(c) Scaffolding	Appropriateness of facility.	Good		
	(d) Neglected materials	Spruce-up. (for fear of drop down from high place)	Good		
3	With Heavy Machineries Work : Earth Work				
	(a) Maintenance	Implementation or not for all machines	Good		
	(b) Handling tools	Appropriateness of the materials (strength enough)	Good		
	(c) Working position	Ground stability & appropriateness of the posturing	Good		
	(d) Working signal	Appropriateness of the cue between operator and worker	Good		
4	Earth Work				
	(a) Inclination	Protection for erosion	Good		
	(b) Dewatering	Working conditions	Good		
	-do-	Wiring for pumps	Good		
5	Electrical work		Improve	But they were made to safety in the site	
6	Spruce-up of site		Good		
7	Prevention measures for third party incident		Good		
8	Emergency case				
	Provision or not	Preparation of First aid kit	Not	Need to work that next week I suggest to make it	
		Emergency contact network	Not	Find not ready to show emergency contact	
9	Others				

Safety Check Record for the Lagunbyin WTP Project

Date;20-11-2014	Location; Lagunbyin WTP	Kind of works; Formwork , re-bars ,		
Checker; Pyi Kyaw Hein		Witness; Mr Zin Min Latt		
No.	Item	Check Point	Findings	Response/Comment
1	Worker's gear			
	(a) Helmet	Wearing or not	Good	
	(b) Wear	Neat for work or not	Good	
	(c) Footwear	Neat for work or not	Good	
2	High place work	Height of position H= m		
	(a) Workers	Appropriateness of skill.	Good	
	(b) Vertical works	Abidance of the prohibition works.	Improve	Some place are need to make platform
	(c) Scaffolding	Appropriateness of facility.	Good	
	(d) Neglected materials	Spruce-up. (for fear of drop down from high place)	Good	
3	With Heavy Machineries Work : Earth Work			
	(a) Maintenance	Implementation or not for all machines	Good	
	(b) Handling tools	Appropriateness of the materials (strength enough)	Good	
	(c) Working position	Ground stability & appropriateness of the posturing	Good	
	(d) Working signal	Appropriateness of the cue between operator and worker	Good	
4	Earth Work			
	(a) Inclination	Protection for erosion	Good	
	(b) Dewatering	Working conditions	Good	
	-do-	Wiring for pumps	Good	
5	Electrical work		Improve	But they were made to safety in the site
6	Spruce-up of site		Good	A few place are need to hold nail at formwork for safety
7	Prevention measures for third party incident		Good	
8	Emergency case			
	Provision or not	Preparation of First aid kit	Good	They were prepare of first aid kit
		Emergency contact network	Not	Find not ready to show emergency contact
9	Others			

Safety Check Record for the Lagunbyin WTP Project

Date;26-11-2014		Location; Lagunbyin WTP		Kind of works; Formwork , re-bars ,	
Checker; Pyi Kyaw Hein			Witness; Mr Zin Min Latt		
No.	Item	Check Point	Findings	Response/Comment	
1	Worker's gear				
	(a) Helmet	Wearing or not	Good		
	(b) Wear	Neat for work or not	Good		
	© Footwear	Neat for work or not	Good	Some workers are need to wear	
2	High place work	Height of position H= m			
	(a) Workers	Appropriateness of skill.	Good		
	(b) Vertical works	Abidance of the prohibition works.	Improve	Some place are need to make platform	
	(c) Scaffolding	Appropriateness of facility.	Good		
	(d) Neglected materials	Spruce-up. (for fear of drop down from high place)	Good		
3	With Heavy Machineries Work : Earth Work				
	(a) Maintenance	Implementation or not for all machines	Good		
	(b) Handling tools	Appropriateness of the materials (strength enough)	Good		
	(c) Working position	Ground stability & appropriateness of the posturing	Good		
	(d) Working signal	Appropriateness of the cue between operator and worker	Good		
4	Earth Work				
	(a) Inclination	Protection for erosion	Good		
	(b) Dewatering	Working conditions	Good		
	-do-	Wiring for pumps	Good		
5	Electrical work		Improve	But they were made to safety in the site	
6	Spruce-up of site		Good	Some places are need to hold nail at formwork for safety	
7	Prevention measures for third party incident		Good		
8	Emergency case				
	Provision or not	Preparation of First aid kit	Good		
		Emergency contact network	Not	Find not ready to show emergency contact	
9	Others				

Safety Check Record for the Lagunbyin WTP Project

Date; 12-12-2014		Location; Lagunbyin WTP		Kind of works; Formwork , re-bars ,	
Checker; Pyi Kyaw Hein			Witness; Mr Zin Min Latt		
No.	Item	Check Point	Findings	Response/Comment	
1	Worker's gear				
	(a) Helmet	Wearing or not	Good		
	(b) Wear	Neat for work or not	Good		
	© Footwear	Neat for work or not	Good	Some workers are need to wear	
2	High place work	Height of position H= m			
	(a) Workers	Appropriateness of skill.	Good		
	(b) Vertical works	Abidance of the prohibition works.	Good	They are making enough and good platform	
	(c) Scaffolding	Appropriateness of facility.	Good		
	(d) Neglected materials	Spruce-up. (for fear of drop down from high place)	Good		
3	With Heavy Machineries Work : Earth Work				
	(a) Maintenance	Implementation or not for all machines	Good		
	(b) Handling tools	Appropriateness of the materials (strength enough)	Good		
	(c) Working position	Ground stability & appropriateness of the posturing	Good		
	(d) Working signal	Appropriateness of the cue between operator and worker	Good		
4	Earth Work				
	(a) Inclination	Protection for erosion	Good		
	(b) Dewatering	Working conditions	Good		
	-do-	Wiring for pumps	Good		
5	Electrical work		Improve	But they were made to safety in the site	
6	Spruce-up of site		Good		
7	Prevention measures for third party incident		Good		
8	Emergency case				
	Provision or not	Preparation of First aid kit	Good		
		Emergency contact network	Not	Find not ready to show emergency contact	
9	Others				

Safety Check Record for the Lagunbyin WTP Project

Date; 19-12-2014		Location; Lagunbyin WTP		Kind of works; Formwork , re-bars ,	
Checker; Pyi Kyaw Hein			Witness; Mr Zin Min Latt		
No.	Item	Check Point	Findings	Response/Comment	
1	Worker's gear				
	(a) Helmet	Wearing or not	Good		
	(b) Wear	Neat for work or not	Good		
	© Footwear	Neat for work or not	Good	Some workers are need to wear	
2	High place work	Height of position H= m			
	(a) Workers	Appropriateness of skill.	Good		
	(b) Vertical works	Abidance of the prohibition works.	Good	They are making enough and good platform	
	(c) Scaffolding	Appropriateness of facility.	Good		
	(d) Neglected materials	Spruce-up. (for fear of drop down from high place)	Good		
3	With Heavy Machineries Work : Earth Work				
	(a) Maintenance	Implementation or not for all machines	Good		
	(b) Handling tools	Appropriateness of the materials (strength enough)	Good		
	(c) Working position	Ground stability & appropriateness of the posturing	Good		
	(d) Working signal	Appropriateness of the cue between operator and worker	Good		
4	Earth Work				
	(a) Inclination	Protection for erosion	Good		
	(b) Dewatering	Working conditions	Good		
	-do-	Wiring for pumps	Good		
5	Electrical work		Improve	But they were made to safety in the site	
6	Spruce-up of site		Good	Some places are needed to clean weir nail	
7	Prevention measures for third party incident		Good		
8	Emergency case				
	Provision or not	Preparation of First aid kit	Good		
		Emergency contact network	Not	Find not ready to show emergency contact	
9	Others				

Safety Check Record for the Lagunbyin WTP Project

Date; 23-12-2014		Location; Lagunbyin WTP		Kind of works; Formwork , re-bars ,	
Checker; Pyi Kyaw Hein			Witness; Mr Zin Min Latt		
No.	Item	Check Point	Findings	Response/Comment	
1	Worker's gear				
	(a) Helmet	Wearing or not	Good		
	(b) Wear	Neat for work or not	Good		
	© Footwear	Neat for work or not	Good	Some workers are need to wear	
2	High place work	Height of position H= m			
	(a) Workers	Appropriateness of skill.	Good		
	(b) Vertical works	Abidance of the prohibition works.	Good	They are making enough and good platform	
	(c) Scaffolding	Appropriateness of facility.	Good		
	(d) Neglected materials	Spruce-up. (for fear of drop down from high place)	Good		
3	With Heavy Machineries Work : Earth Work				
	(a) Maintenance	Implementation or not for all machines	Good		
	(b) Handling tools	Appropriateness of the materials (strength enough)	Good		
	(c) Working position	Ground stability & appropriateness of the posturing	Good		
	(d) Working signal	Appropriateness of the cue between operator and worker	Good		
4	Earth Work				
	(a) Inclination	Protection for erosion	Good		
	(b) Dewatering	Working conditions	Good		
	-do-	Wiring for pumps	Good		
5	Electrical work		Improve	But they were made to safety in the site	
6	Spruce-up of site		Good	Some places are needed to clean weir nail and woods	
7	Prevention measures for third party incident		Good		
8	Emergency case				
	Provision or not	Preparation of First aid kit	Good		
		Emergency contact network	Not	Find not ready to show emergency contact	
9	Others				

Safety Check Record for the Lagunbyin WTP Project

Date; 2-1-2015		Location; Lagunbyin WTP		Kind of works; Formwork , re-bars ,	
Checker; Pyi Kyaw Hein			Witness; Mr Tun Tun Hlaing		
No.	Item	Check Point	Findings	Response/Comment	
1	Worker's gear				
	(a) Helmet	Wearing or not	Good		
	(b) Wear	Neat for work or not	Good		
	(c) Footwear	Neat for work or not	Good	Some workers are need to wear	
2	High place work	Height of position H= m			
	(a) Workers	Appropriateness of skill.	Good		
	(b) Vertical works	Abidance of the prohibition works.	Good	They are making enough and good platform	
	(c) Scaffolding	Appropriateness of facility.	Good		
	(d) Neglected materials	Spruce-up. (for fear of drop down from high place)	Good		
3	With Heavy Machineries Work : Earth Work				
	(a) Maintenance	Implementation or not for all machines	Good		
	(b) Handling tools	Appropriateness of the materials (strength enough)	Good		
	(c) Working position	Ground stability & appropriateness of the posturing	Good		
	(d) Working signal	Appropriateness of the cue between operator and worker	Good		
4	Earth Work				
	(a) Inclination	Protection for erosion	Good		
	(b) Dewatering	Working conditions	Good		
	-do-	Wiring for pumps	Good		
5	Electrical work		Improve	But they were made to safety in the site	
6	Spruce-up of site		Good		
7	Prevention measures for third party incident		Good		
8	Emergency case				
	Provision or not	Preparation of First aid kit	Good		
		Emergency contact network	Not	Find not ready to show emergency contact	
9	Others				

Safety Check Record for the Lagunbyin WTP Project

Date;7 -1-2015		Location; Lagunbyin WTP		Kind of works; Formwork , re-bars ,	
Checker; Pyi Kyaw Hein			Witness; Mr Tun Tun Hlaing		
No.	Item	Check Point	Findings	Response/Comment	
1	Worker's gear				
	(a) Helmet	Wearing or not	Good		
	(b) Wear	Neat for work or not	Good		
	© Footwear	Neat for work or not	Good	Some workers are need to wear	
2	High place work	Height of position H= m			
	(a) Workers	Appropriateness of skill.	Good		
	(b) Vertical works	Abidance of the prohibition works.	Good	They are making enough and good platform	
	(c) Scaffolding	Appropriateness of facility.	Good		
	(d) Neglected materials	Spruce-up. (for fear of drop down from high place)	Good		
3	With Heavy Machineries Work : Earth Work				
	(a) Maintenance	Implementation or not for all machines	Good		
	(b) Handling tools	Appropriateness of the materials (strength enough)	Good		
	(c) Working position	Ground stability & appropriateness of the posturing	Good		
	(d) Working signal	Appropriateness of the cue between operator and worker	Good		
4	Earth Work				
	(a) Inclination	Protection for erosion	Good	But now, they are met bed earth sliding in lift pump and they try to protect this sliding by good facilities	
	(b) Dewatering	Working conditions	Good		
	- 'do -	Wiring for pumps	Good		
5	Electrical work		Improve	But they were made to safety in the site	
6	Spruce-up of site		Good		
7	Prevention measures for third party incident		Good		
8	Emergency case				
	Provision or not	Preparation of First aid kit	Good		
		Emergency contact network	Not	Find not ready to show emergency contact	
9	Others				

Safety Check Record for the Lagunbyin WTP Project

Date;14 -1-2015		Location; Lagunbyin WTP		Kind of works; Formwork , re-bars , safe for worker	
Checker; Pyi Kyaw Hein			Witness; Mr Zin Minn Latt		
No.	Item	Check Point	Findings	Response/Comment	
1	Worker's gear				
	(a) Helmet	Wearing or not	Good		
	(b) Wear	Neat for work or not	Good		
	© Footwear	Neat for work or not	Good	Some workers are need to wear	
2	High place work	Height of position H= m			
	(a) Workers	Appropriateness of skill.	Good		
	(b) Vertical works	Abidance of the prohibition works.	Good	They are making enough and good platform	
	(c) Scaffolding	Appropriateness of facility.	Good		
	(d) Neglected materials	Spruce-up. (for fear of drop down from high place)	Good		
3	With Heavy Machineries Work : Earth Work				
	(a) Maintenance	Implementation or not for all machines	Good		
	(b) Handling tools	Appropriateness of the materials (strength enough)	Good		
	(c) Working position	Ground stability & appropriateness of the posturing	Good		
	(d) Working signal	Appropriateness of the cue between operator and worker	Good		
4	Earth Work				
	(a) Inclination	Protection for erosion	Good	They have made enough sheet pile to protect erosion and they were stop erosion.	
	(b) Dewatering	Working conditions	Good		
	- 'do -	Wiring for pumps	Good		
5	Electrical work		Improve	But they were made to safety in the site	
6	Spruce-up of site		Good		
7	Prevention measures for third party incident		Good		
8	Emergency case				
	Provision or not	Preparation of First aid kit	Good		
		Emergency contact network	Not	Find not ready to show emergency contact	
9	Others			The temporary ladder is not safe to climb and down because it is not install railing.	

Safety Check Record for the Lagunbyin WTP Project

Date;20 -1-2015		Location; Lagunbyin WTP	Kind of works; Formwork , re-bars , safe for worker	
Checker; Pyi Kyaw Hein			Witness; Mr Zin Minn Latt	
No.	Item	Check Point	Findings	Response/Comment
1	Worker's gear			
	(a) Helmet	Wearing or not	Good	
	(b) Wear	Neat for work or not	Good	
	© Footwear	Neat for work or not	Good	Some workers are need to wear
2	High place work	Height of position H= m		
	(a) Workers	Appropriateness of skill.	Good	
	(b) Vertical works	Abidance of the prohibition works.	Good	They are making enough and good platform
	(c) Scaffolding	Appropriateness of facility.	Good	
	(d) Neglected materials	Spruce-up. (for fear of drop down from high place)	Good	
3	With Heavy Machineries Work : Earth Work			
	(a) Maintenance	Implementation or not for all machines	Good	
	(b) Handling tools	Appropriateness of the materials (strength enough)	Good	
	(c) Working position	Ground stability & appropriateness of the posturing	Good	
	(d) Working signal	Appropriateness of the cue between operator and worker	Good	
4	Earth Work			
	(a) Inclination	Protection for erosion	Good	
	(b) Dewatering	Working conditions	Good	
	-do-	Wiring for pumps	Good	
5	Electrical work		Improve	But they were made to safety in the site
6	Spruce-up of site		Good	
7	Prevention measures for third party incident		Good	
8	Emergency case			
	Provision or not	Preparation of First aid kit	Good	
		Emergency contact network	Not	Find not ready to show emergency contact
9	Others			

Safety Check Record for the Lagunbyin WTP Project

Date; 27-1-2015	Location; Lagunbyin WTP	Kind of works; Formwork , re-bars , safe for worker		
Checker; Pyi Kyaw Hein		Witness; Mr Zin Minn Latt		
No.	Item	Check Point	Findings	Response/Comment
1	Worker's gear			
	(a) Helmet	Wearing or not	Good	
	(b) Wear	Neat for work or not	Good	
	(c) Footwear	Neat for work or not	Good	Some workers are need to wear
2	High place work	Height of position H= m		
	(a) Workers	Appropriateness of skill.	Good	
	(b) Vertical works	Abidance of the prohibition works.	Good	They are making enough and good platform
	(c) Scaffolding	Appropriateness of facility.	Good	
	(d) Neglected materials	Spruce-up. (for fear of drop down from high place)	Good	
3	With Heavy Machineries Work : Earth Work			
	(a) Maintenance	Implementation or not for all machines	Good	
	(b) Handling tools	Appropriateness of the materials (strength enough)	Good	
	(c) Working position	Ground stability & appropriateness of the posturing	Good	
	(d) Working signal	Appropriateness of the cue between operator and worker	Good	
4	Earth Work			
	(a) Inclination	Protection for erosion	Good	
	(b) Dewatering	Working conditions	Good	
	-do-	Wiring for pumps	Good	
5	Electrical work		Improve	Need some place to safe
6	Spruce-up of site		Good	
7	Prevention measures for third party incident		Good	
8	Emergency case			
	Provision or not	Preparation of First aid kit	Good	
		Emergency contact network	Not	Find not ready to show emergency contact
9	Others			Improve concreting work, re-bars and maintain work of structure and platform

Safety Check Record for the Lagunbyin WTP Project

Date;4-2-2015	Location; Lagunbyin WTP	Kind of works; Formwork , re-bars , safe for worker		
Checker; Pyi Kyaw Hein		Witness; Mr Zin Minn Latt		
No.	Item	Check Point	Findings	Response/Comment
1	Worker's gear			
	(a) Helmet	Wearing or not	Good	
	(b) Wear	Neat for work or not	Good	
	© Footwear	Neat for work or not	Good	Some workers are need to wear
2	High place work m	Height of position H= 10.5 and 8.4 m		
	(a) Workers	Appropriateness of skill.	Good	
	(b)Vertical works	Abidance of the prohibition works.	Good	They are making enough and good platform
	(c) Scaffolding	Appropriateness of facility.	Good	
	(d)Neglected materials	Spruce-up. (for fear of drop down from high place)	Good	
3	With Heavy Machineries Work : Earth Work			
	(a) Maintenance	Implementation or not for all machines	Good	
	(b) Handling tools	Appropriateness of the materials (strength enough)	Good	
	(c)Working position	Ground stability & appropriateness of the posturing	Good	
	(d)Working signal	Appropriateness of the cue between operator and worker	Good	
4	Earth Work			
	(a) Inclination	Protection for erosion	Good	
	(b) Dewatering	Working conditions	Good	
	-do -	Wiring for pumps	Good	
5	Electrical work		Improve	Need some place to safe
6	Spruce-up of site		Good	
7	Prevention measures for third party incident		Good	
8	Emergency case			
	Provision or not	Preparation of First aid kit	Good	
		Emergency contact network	Not	Find not ready to show emergency contact
9	Others			Improve safety work in site and quality control

Safety Check Record for the Lagunbyin WTP Project

Date;10-2-2015	Location; Lagunbyin WTP	Kind of works; Formwork , re-bars , safe for worker		
Checker; Pyi Kyaw Hein		Witness; Mr Than Win		
No.	Item	Check Point	Findings	Response/Comment
1	Worker's gear			
	(a) Helmet	Wearing or not	Good	
	(b) Wear	Neat for work or not	Good	
	© Footwear	Neat for work or not	Good	Some workers are need to wear
2	High place work m	Height of position H= 10.5 and 8.4		
	(a) Workers	Appropriateness of skill.	Good	
	(b) Vertical works	Abidance of the prohibition works.	Good	They are making enough and good platform
	(c) Scaffolding	Appropriateness of facility.	Good	
	(d) Neglected materials	Spruce-up. (for fear of drop down from high place)	Good	
3	With Heavy Machineries Work : Earth Work			
	(a) Maintenance	Implementation or not for all machines	Good	
	(b) Handling tools	Appropriateness of the materials (strength enough)	Good	
	(c) Working position	Ground stability & appropriateness of the posturing	Good	
	(d) Working signal	Appropriateness of the cue between operator and worker	Good	
4	Earth Work			
	(a) Inclination	Protection for erosion	Good	
	(b) Dewatering	Working conditions	Good	
	-do-	Wiring for pumps	Good	
5	Electrical work		Improve	Need some place to safe
6	Spruce-up of site		Good	
7	Prevention measures for third party incident		Good	
8	Emergency case			
	Provision or not	Preparation of First aid kit	Good	
		Emergency contact network	Not	
9	Others			Take care some place for formwork.

Safety Check Record for the Lagunbyin WTP Project

Date;17-2-2015	Location; Lagunbyin WTP	Kind of works; Formwork , re-bars , safe for worker		
Checker; Pyi Kyaw Hein		Witness; Mr Saw That Naing Win		
No.	Item	Check Point	Findings	Response/Comment
1	Worker's gear			
	(a) Helmet	Wearing or not	Good	
	(b) Wear	Neat for work or not	Good	
	© Footwear	Neat for work or not	Good	Some workers are need to wear
2	High place work m	Height of position H= 10.5 and 8.4 m		
	(a) Workers	Appropriateness of skill.	Good	
	(b) Vertical works	Abidance of the prohibition works.	Good	They are making enough and good platform
	(c) Scaffolding	Appropriateness of facility.	Good	
	(d) Neglected materials	Spruce-up. (for fear of drop down from high place)	Good	
3	With Heavy Machineries Work : Earth Work			
	(a) Maintenance	Implementation or not for all machines	Good	
	(b) Handling tools	Appropriateness of the materials (strength enough)	Good	
	(c) Working position	Ground stability & appropriateness of the posturing	Good	
	(d) Working signal	Appropriateness of the cue between operator and worker	Good	
4	Earth Work			
	(a) Inclination	Protection for erosion	Good	
	(b) Dewatering	Working conditions	Good	
	-do-	Wiring for pumps	Good	
5	Electrical work		Improve	Need some place to safe
6	Spruce-up of site		Good	
7	Prevention measures for third party incident		Good	
8	Emergency case			
	Provision or not	Preparation of First aid kit	Good	
		Emergency contact network	Not	
9	Others			

Safety Check Record for the Lagunbyin WTP Project

Date;24-2-2015	Location; Lagunbyin WTP	Kind of works; Formwork , re-bars , safe for worker		
Checker; Pyi Kyaw Hein		Witness; Mr Than Win, Mr Zn Mm Latt		
No.	Item	Check Point	Findings	Response/Comment
1	Worker's gear			
	(a) Helmet	Wearing or not	Good	
	(b) Wear	Neat for work or not	Good	
	© Footwear	Neat for work or not	Good	
2	High place work m		Height of position H= 10.5 and 8.4	
	(a) Workers	Appropriateness of skill.	Good	
	(b) Vertical works	Abidance of the prohibition works.	Good	They are making enough and good platform
	(c) Scaffolding	Appropriateness of facility.	Good	
	(d) Neglected materials	Spruce-up. (for fear of drop down from high place)	Good	
3	With Heavy Machineries Work : Earth Work			
	(a) Maintenance	Implementation or not for all machines	Good	
	(b) Handling tools	Appropriateness of the materials (strength enough)	Good	
	(c) Working position	Ground stability & appropriateness of the posturing	Good	
	(d) Working signal	Appropriateness of the cue between operator and worker	Good	
4	Earth Work			
	(a) Inclination	Protection for erosion	Good	
	(b) Dewatering	Working conditions	Good	
	-do-	Wiring for pumps	Good	
5	Electrical work		Improve	Need some place to safe
6	Spruce-up of site		Good	
7	Prevention measures for third party incident		Good	
8	Emergency case			
	Provision or not	Preparation of First aid kit	Good	
		Emergency contact network	Not	
9	Others			

Maintenance Works before Full-Scale Operation

12 December 2016

JICA Advisor

1. Purpose

Lagunbyin Water Treatment Plant shall be maintained without operation for a few years until full-scale operation.

The maintenance works are to keep major equipment in better conditions until the Full-Scale operation.

2. Maintenance Works for Major Equipment

A. Mechanical Equipment

2-1. Intake Pump Station

a. Main Pump/Motor

(Pumps shall be disconnected from the motor to prevent damaging mechanical seals.)

No.	Maintenance Task	Weekly	Annually
1	Run all motor for 5-10 minutes	<input type="radio"/>	
2	Check/record motor current	<input type="radio"/>	
3	Check motor body/bearing temperature	<input type="radio"/>	
4	Check ventilation condition	<input type="radio"/>	
5	Check motor operating noise	<input type="radio"/>	
6	Check motor vibration	<input type="radio"/>	
7	Check any strange smell coming from the motor	<input type="radio"/>	
8	Check any damage/crack on the motor	<input type="radio"/>	
9	Check the tightening bolts of pump/motor		<input type="radio"/>
10	Check insulation resistance of motor		<input type="radio"/>
11	Make-up or replace grease of bearing		<input type="radio"/>
12	Check mechanical seal of pump		<input type="radio"/>

b. Motorized Butterfly Valve

No.	Maintenance Task	Weekly	Annually
1	Open/Close all Valves	<input type="radio"/>	
2	Check valve operating noise	<input type="radio"/>	
3	Check valve operating vibration	<input type="radio"/>	
4	Check actuator operating noise	<input type="radio"/>	
5	Check actuator operating vibration	<input type="radio"/>	
6	Check insulation resistance of valve actuator		<input type="radio"/>
7	Check Change-over mechanism of hand wheel		<input type="radio"/>

2-2. Lift Pump Station

a. Main Pump/Motor

(Pumps shall be disconnected from the motor to prevent damaging mechanical seals.)

No.	Maintenance Task	Weekly	Annually
1	Run all motor for 5-10 minutes	<input type="radio"/>	
2	Check/record motor current	<input type="radio"/>	
3	Check motor body/bearing temperature	<input type="radio"/>	
4	Check ventilation condition	<input type="radio"/>	
5	Check motor operating noise	<input type="radio"/>	
6	Check motor vibration	<input type="radio"/>	
7	Check any strange smell coming from the motor	<input type="radio"/>	
8	Check any damage/crack on the motor	<input type="radio"/>	
9	Check the tightening bolts of pump/motor		<input type="radio"/>
10	Check insulation resistance of motor		<input type="radio"/>
11	Make-up or replace grease of bearing		<input type="radio"/>
12	Check mechanical seal of pump		<input type="radio"/>

b. Motorized Butterfly Valve

No.	Maintenance Task	Weekly	Annually
1	Open/Close all Valves	<input type="radio"/>	
2	Check valve operating noise	<input type="radio"/>	
3	Check valve operating vibration	<input type="radio"/>	
4	Check actuator operating noise	<input type="radio"/>	
5	Check actuator operating vibration	<input type="radio"/>	
6	Check insulation resistance of valve actuator		<input type="radio"/>
7	Check Change-over mechanism of hand wheel		<input type="radio"/>

2-3. Filter

a. Motorized Butterfly Valve

No.	Maintenance Task	Weekly	Annually
1	Open/Close all Valves	<input type="radio"/>	
2	Check valve operating noise	<input type="radio"/>	
3	Check valve operating vibration	<input type="radio"/>	
4	Check actuator operating noise	<input type="radio"/>	
5	Check actuator operating vibration	<input type="radio"/>	
6	Check insulation resistance of valve actuator		<input type="radio"/>
7	Check Change-over mechanism of hand wheel		<input type="radio"/>

b. Backwash Water Pump

No.	Maintenance Task	Weekly	Annually
1	Run all pump/motor for 5-10 minutes	<input type="radio"/>	
2	Check/record motor current	<input type="radio"/>	
3	Check pump/motor bearing temperature	<input type="radio"/>	
4	Check pump/motor vibration	<input type="radio"/>	
5	Check pump/motor operating noise	<input type="radio"/>	
7	Check any strange smell coming from the motor	<input type="radio"/>	
6	Check insulation resistance of motor		<input type="radio"/>
7	Check grand packing of pump		<input type="radio"/>

c. Air Blower

(Discharge Valve and Air Valve shall be open for Air Blower operation to prevent Air Blower overloading.)

No.	Maintenance Task	Weekly	Annually
1	Open discharge valve	<input type="radio"/>	
2	Run all blower/motor for 5-10 minutes	<input type="radio"/>	
3	Check/record motor current	<input type="radio"/>	
4	Check blower/motor bearing temperature	<input type="radio"/>	
5	Check blower/motor vibration	<input type="radio"/>	
6	Check blower/motor operating noise	<input type="radio"/>	
7	Check leakage of lubricant	<input type="radio"/>	
8	Check any strange smell coming from the motor	<input type="radio"/>	
9	Check insulation resistance of motor		<input type="radio"/>
10	Check tension of V-belt		<input type="radio"/>
11	Clean suction air filter		<input type="radio"/>
12	Make-up or replace lubricant		<input type="radio"/>

B. Electrical Equipment

2-4. Intake Pump Station

a. Main Panel, Distribution Panel

No.	Maintenance Task	Weekly	Monthly	Annually
1	Exterior visual check	<input type="radio"/>		
2	Power indication lamp check	<input type="radio"/>		
3	Voltage and current check	<input type="radio"/>		
4	ACB status check	<input type="radio"/>		
5	Interior visual check		<input type="radio"/>	
6	MCCB status check		<input type="radio"/>	
7	Visual check of the wiring			<input type="radio"/>
8	Visual check of status of the devices			<input type="radio"/>

b. Pump Starter Panel

No.	Maintenance Task	Weekly	Monthly	Annually
1	Exterior visual check	<input type="radio"/>		
2	Power indication lamp check	<input type="radio"/>		
3	Voltage and current check	<input type="radio"/>		
4	Annunciator check	<input type="radio"/>		
5	Indication lamp check	<input type="radio"/>		
6	Interior visual check		<input type="radio"/>	
7	Visual check of the wiring			<input type="radio"/>
8	Visual check of status of the devices			<input type="radio"/>

c. Pump Control Panel

No.	Maintenance Task	Weekly	Monthly	Annually
1	Exterior visual check	<input type="radio"/>		
2	HMI Indication check	<input type="radio"/>		
3	Indication Lamp check	<input type="radio"/>		
4	Lamp test check		<input type="radio"/>	
5	Interior visual check		<input type="radio"/>	
6	Visual check of the wiring			<input type="radio"/>
7	Visual check of status of the devices			<input type="radio"/>

d. Flow Meter

No.	Maintenance Task	Weekly	Monthly	Annually
1	Exterior of Main Unit visual check	<input type="radio"/>		
2	Indication of Main Unit check	<input type="radio"/>		

3	Flow Rate Indication check (PCP)	<input type="radio"/>		
4	Exterior of Transducer (Sensor) visual check (FM Chamber)		<input type="radio"/>	
5	Check of Transducer installation			<input type="radio"/>

e. Water Level Switch (Pump Pit)

No.	Maintenance Task	Weekly	Monthly	Annually
1	Exterior of Electrode visual check	<input type="radio"/>		
2	Selector Switch check (Tank 1 or Tank 2)	<input type="radio"/>		

f. Water Level Transmitter (river)

No.	Maintenance Task	Weekly	Monthly	Annually
1	Exterior visual check	<input type="radio"/>		
2	Water Level Indication check (PCP)	<input type="radio"/>		

2-5. Lift Pump Station

a. Main Panel

No.	Maintenance Task	Weekly	Monthly	Annually
1	Exterior visual check	<input type="radio"/>		
2	Power indication lamp check	<input type="radio"/>		
3	Voltage and current check	<input type="radio"/>		
4	Main CB status check	<input type="radio"/>		
5	Interior visual check		<input type="radio"/>	
6	MCCB status check		<input type="radio"/>	
7	Visual check of the wiring			<input type="radio"/>
8	Visual check of status of the devices			<input type="radio"/>

b. Pump Starter Panel

No.	Maintenance Task	Weekly	Monthly	Annually
1	Exterior visual check	<input type="radio"/>		
2	Power indication lamp check	<input type="radio"/>		
3	Voltage and current check	<input type="radio"/>		
4	Annunciator check	<input type="radio"/>		
5	Indication lamp check	<input type="radio"/>		
6	Interior visual check		<input type="radio"/>	
7	Lamp test check		<input type="radio"/>	
8	Visual check of the wiring			<input type="radio"/>
9	Visual check of status of the devices			<input type="radio"/>

c. Distribution Panel

No.	Maintenance Task	Weekly	Monthly	Annually
1	Exterior visual check	<input type="radio"/>		
2	Power indication lamp check	<input type="radio"/>		
3	Main MCCB trip lamp			
4	Voltage and current check	<input type="radio"/>		
5	Interior visual check		<input type="radio"/>	
6	MCCB status check		<input type="radio"/>	
7	Visual check of the wiring			<input type="radio"/>
8	Visual check of status of the devices			<input type="radio"/>

d. Water Level Indicator Panel

No.	Maintenance Task	Weekly	Monthly	Annually
1	Exterior visual check	<input type="radio"/>		
2	Indication lamp check	<input type="radio"/>		
3	Selector Switch check	<input type="radio"/>		
4	Interior visual check		<input type="radio"/>	
5	Visual check of the wiring			<input type="radio"/>
6	Visual check of status of the devices			<input type="radio"/>

e. Water Level Switch

No.	Maintenance Task	Weekly	Monthly	Annually
1	Exterior visual check	<input type="radio"/>		

f. Common Item

No.	Maintenance Task	Weekly	Monthly	Annually
1	Measuring of grounding resistance			<input type="radio"/>
2	Measuring of insulation resistance for all the electrical equipment			<input type="radio"/>

2-6. Filter

a. 400V Main Panel

No.	Maintenance Task	Weekly	Monthly	Annually
1	Exterior visual check	<input type="radio"/>		
2	Power indication lamp check	<input type="radio"/>		
3	Voltage and current check	<input type="radio"/>		
4	Interior visual check		<input type="radio"/>	
5	MCCB status check		<input type="radio"/>	
6	Visual check of the wiring			<input type="radio"/>

7	Visual check of status of the devices			<input type="radio"/>
---	---------------------------------------	--	--	-----------------------

b. Valve Starter Panel

No.	Maintenance Task	Weekly	Monthly	Annually
1	Exterior visual check	<input type="radio"/>		
2	Power indication lamp check	<input type="radio"/>		
3	Voltage and current check	<input type="radio"/>		
4	Indication lamp & MCCB check	<input type="radio"/>		
5	Interior visual check		<input type="radio"/>	
6	Visual check of the wiring			<input type="radio"/>
7	Visual check of status of the devices of each unit			<input type="radio"/>

c. Filter Local Control Panel

No.	Maintenance Task	Weekly	Monthly	Annually
1	Exterior visual check	<input type="radio"/>		
2	Indication lamp check	<input type="radio"/>		
3	Interior visual check(including fan)		<input type="radio"/>	
4	Indication lamp check of PLC local unit		<input type="radio"/>	
5	Visual check of the wiring			<input type="radio"/>
6	Visual check of status of the devices			<input type="radio"/>

d. Filter Control Panel

No.	Maintenance Task	Weekly	Monthly	Annually
1	Exterior visual check	<input type="radio"/>		
2	Power indication lamp check	<input type="radio"/>		
3	Fault lamp, Emergency lamp check	<input type="radio"/>		
6	Interior visual check (including fan)		<input type="radio"/>	
7	Alarm check of LCD unit		<input type="radio"/>	
8	Indication lamp of PLC check		<input type="radio"/>	
9	Visual check of the wiring			<input type="radio"/>
10	Visual check of status of the devices			<input type="radio"/>

e. Common Item

No.	Maintenance Task	Weekly	Monthly	Annually
1	Measuring of grounding resistance			<input type="radio"/>
2	Measuring of insulation resistance for all the electrical equipment			<input type="radio"/>

Weekly Record (Mechanical - Sample)

1-1. Intake Pump Station

a. Main Pump/Motor

(Pumps are disconnected from the motor to prevent damaging mechanical seals.)

[Pump No.]

No.	Maintenance Task	Check	Comment
1	Run all motor for 5-10 minutes		
2	Check/record motor current		
3	Check motor body/bearing temperature		
4	Check ventilation condition		
5	Check motor operating noise		
6	Check motor vibration		
7	Check any strange smell coming from the motor		
8	Check any damage/crack on the motor		

b. Motorized Butterfly Valve

[Pump No.]

No.	Maintenance Task	Check	Comment
1	Open/Close all Valves	check	
2	Check valve operating noise		
3	Check valve operating vibration		
4	Check actuator operating noise		
5	Check actuator operating vibration		

1-2. Lift Pump Station

c. Main Pump/Motor

(Pumps are disconnected from the motor to prevent damaging mechanical seals.)

[Pump No.]

No.	Maintenance Task	Check	Comment
1	Run all motor for 5-10 minutes		
2	Check/record motor current		
3	Check motor body/bearing temperature		
4	Check ventilation condition		
5	Check motor operating noise		
6	Check motor vibration		
7	Check any strange smell coming from the motor		
8	Check any damage/crack on the motor		

d. Motorized Butterfly Valve

[Pump No.]

No.	Maintenance Task	Check	Comment
1	Open/Close all Valves	check	
2	Check valve operating noise		
3	Check valve operating vibration		
4	Check actuator operating noise		
5	Check actuator operating vibration		

1-3. Filter

a. Motorized Butterfly Valve

[Filter No.]

[Inlet Valve]			[Outlet Valve]		
No.	Maintenance Task	Check	Comment	Check	Comment
1	Open/Close all Valves				
2	Check valve operating noise				
3	Check valve operating vibration				
4	Check actuator operating noise				
5	Check actuator operating vibration				

[Air Valve]					
[Air Valve]			[BW Water Valve]		
No.	Maintenance Task	Check	Comment	Check	Comment
1	Open/Close all Valves				
2	Check valve operating noise				
3	Check valve operating vibration				
4	Check actuator operating noise				
5	Check actuator operating vibration				

[Drain Valve]					
[Drain Valve]			[Others]		
No.	Maintenance Task	Check	Comment	Check	Comment
1	Open/Close all Valves				
2	Check valve operating noise				
3	Check valve operating vibration				
4	Check actuator operating noise				
5	Check actuator operating vibration				

b. Backwash Water Pump

No.	Maintenance Task	No.1	No.2	No.3	Comment
1	Run all pump/motor for 5-10 minutes				
2	Check/record motor current				
3	Check pump/motor bearing temperature				
4	Check pump/motor vibration				
5	Check pump/motor operating noise				
7	Check any strange smell coming from the motor				

c. Air Blower

(Discharge Valve and Air Valve shall be open for Air Blower operation to prevent Air Blower overloading.)

No.	Maintenance Task	No.1	No.2	No.3	Comment
1	Open discharge valve/air valve				
2	Run all blower/motor for 5-10 minutes				
3	Check/record motor current				
4	Check blower/motor bearing temperature				
5	Check blower/motor vibration				
6	Check blower/motor operating noise				
7	Check leakage of lubricant				
8	Check any strange smell coming from the motor				

Weekly Record (Electrical – Sample)

2-1. Intake Pump Station

a. Main Panel, Distribution Panel

No.	Maintenance Task	Result	Comment
1	Exterior visual check (Damage, Smell, etc.)		
2	Power indication lamp check		
3	Voltage and current check	R-S S-T T-S R S T V V V A A A	
4	ACB status check (On/Off/Trip)		

b. Pump Starter Panel

No.	Maintenance Task	No.1	No.2	No.3	No.4	No.5	No.6
1	Exterior visual check (Damage, Smell, etc.)						
2	Power indication lamp check (R-S-T)						
3	Voltage (S-T phase) Current (S- phase) Power	/ V A kW	/ V A kW	/ V A kW	/ V A kW	/ V A kW	/ V A kW
4	Annunciator check						
5	Indication lamp check (ON/OFF,OPEN/CLOSE,FAULT Indication)						
	Comment						

c. Pump Control Panel

No.	Maintenance Task	Result	Comment
1	Exterior visual check (Damage, Smell, etc.)		
2	HMI Indication		
3	Indication lamp check		

d. Flow Meter

No.	Maintenance Task	Result	Comment
1	Main Unit Exterior visual check (Damage, Indication, etc.)		
2	Flow Rate Indication check (PCP)		

e. Water Level Switch

No.	Maintenance Task	Result	Comment
1	Exterior of Electrode visual check		
2	Selector Switch check (Tank 1 or Tank 2)		

f. Water Level Transmitter

No.	Maintenance Task	Result	Comment
1	Exterior visual check (Damage, Smell, etc.)		
2	Water Level Indication on PCP HMI		

2-2. Lift Pump Station

a. Main Panel

No.	Maintenance Task	Result	Comment
1	Interior visual check (Damage, Smell, Foreign Materials, etc.)		
2	MCCB status check (ON/OFF/TRIP)		

b. Pump Starter Panel

No.	Maintenance Task	No.1	No.2	No.3	No.4	No.5	No.6
1	Interior visual check (Damage, Smell, Foreign Materials, etc.)						
2	Lamp test check						
Comment							

c. Distribution Panel

No.	Maintenance Task	Result	Comment
1	Interior visual check (Damage, Smell, Foreign Materials, etc.)		
2	MCCB status check (ON/OFF/TRIP)		

d. Water Level Indicator Panel

No.	Maintenance Task	Result	Comment
1	Interior visual check (Damage, Smell, Foreign Materials, etc.)		

2-3. Filter [No.]

a. 400V Main Panel

No.	Maintenance Task	Result	Comment
1	Interior visual check (Damage, Smell, Foreign Materials, etc.)		
2	MCCB status check (ON/OFF/TRIP)		

b. Valve Starter Panel

No.	Maintenance Task	Result	Comment
1	Interior visual check (Damage, Smell, Foreign Materials, etc.)		

c. Filter Local Control Panel

No.	Maintenance Task	1-1	1-2	1-3	1-4	1-5	1-6
1	Interior visual check (Damage, Smell, Foreign Materials, etc.)						
2	Indication lamp check of PLC local unit						
No.	Maintenance Task	1-7	1-8	1-9	1-10	1-11	1-12
1	Interior visual check (Damage, Smell, Foreign Materials, etc.)						
2	Indication lamp check of PLC local unit						
Comment							

2-2 Filter [No.]

a. 400V Main Panel

No.	Maintenance Task	Result	Comment
1	Exterior visual check (Damage, Smell, etc.)		
2	Power indication lamp check		
3	Voltage and current check	R-S	V
		S-T	V
		T-S	V
		R	A
		S	A
		T	A

b. Valve Starter Panel

No.	Maintenance Task	Result	Comment
1	Exterior visual check (Damage, Smell, etc.)		
2	Power indication lamp check		
3	Voltage (S-T phase) Current (S- phase)	V	
		A	
4	Indication lamp & MCCB check for each unit		

c. Filter Local Control Panel

No.	Maintenance Task	1-1	1-2	1-3	1-4	1-5	1-6
1	Exterior visual check (Damage, Smell, etc.)						
2	Indication lamp check (OPEN/CLOSE/FAULT, ON/OFF etc.)						
No.	Maintenance Task	1-7	1-8	1-9	1-10	1-11	1-12
1	Exterior visual check (Damage, Smell, etc.)						
2	Indication lamp check (OPEN/CLOSE/FAULT, ON/OFF etc.)						
Comment							

d. Filter Control Panel

No.	Maintenance Task	Result	Comment
1	Exterior visual check (Damage, Smell, etc.)		
2	Power indication lamp check		
3	Fault lamp, Emergency lamp check		

e. Backwash Pump Starter Panel

No.	Maintenance Task	No.1	No.2	No.3	Comment
1	Exterior visual check (Damage, Smell, etc.)				
2	Power indication lamp check				
3	Voltage (S-T phase) Current (S- phase)	V	V	V	
		A	A	A	

f. Backwash Pump Local Control Panel

No.	Maintenance Task	Result	comment
1	Exterior visual check		
2	Annunciator check		

g. Air Blower Starter Panel

No.	Maintenance Task	No.1	No.2	Comment
1	Exterior visual check (Damage, Smell, etc.)			
2	Power indication lamp check			
3	Voltage (S-T phase)	V	V	
	Current (S- phase)	A	A	

h. Air Blower Local Control Panel

No.	Maintenance Task	Result	comment
1	Exterior visual check		
2	Annunciator check		

**Capacity Development On Construction Of Lagunbyin Water Treatment Plant Under Greater
Yangon Water Supply Improvement Project**

Training course for Operation Work

Site Meeting Room (9-12-2016)

No	Name	Designation	Sign
	JICA		
1	Mr Koichi Naoi	Electrical Engineer	
2	Mr Shinichi Osaka	Mechanical Engineer	
3	Mr Pyi Kyaw Hein	Assistant Engineer	
	YCDC		
1	Mr Thit Lwin	SAE (Electrical Engineer)	
2	Mr Min Yan Htet	Work Check (Electrical)	
3	Mr Thet Yan Paing Oo	Work Check (Electrical)	
4	Mr Aung Ko Ko Win	SAE(Mechanical Engineer)	
5	Mr Aung Mor Kyaw	SAE(Mechanical Engineer)	
6	Mr Phone Thet Naing	SAE (Mechanical Engineer)	
	Contractors		
1	Mr Aung Si Hein	Han Sein Thant Co.,Ltd	
2	Mr Aye Lwin	*	
3	Mr Aung Kyaw Naing	Machinery & Solution	
4	Mr Tin Myint	*	
5	Mr Htay Aung	*	
6	Mr Win Hlaing	SWTS	
	Mr Min Thu Naing	*	

Maintenance works before Full-Scale Operation**Weekly Record (Mechanical)****(1) Rapid Sand Filter (1)**

Valve Panel	Inlet valves	Outlet valves	Drain valves	Backwash valves	Air valves
1	✓	✓	✓	✓	✓
2	✓	✓	✓	✓	✓
3	✓	✓	✗	✓	✓
4	✓	✓	✗	✓	✓
5	✓	✓	✓	✓	✓
6	✓	✓	✓	✓	✓
7	✓	✓	✓	✓	✗
8	✓	✓	✓	✓	✗
9	✓	✓	✓	✓	✓
10	✓	✓	✓	✓	✓
11	✓	✓	✓	✓	✓
12	✓	✓	✓	✓	✓

Comment

- (1) No (3 & 4) Drain valves cannot operate by control and manual.
(2) No (7 & 8) Air valves cannot operate by control and can operate by manual.

(3) Air Blower

No (2) Air blower has stopped just a moment after starting operate.

(2) Rapid Sand Filter (2)

Valve Panel	Inlet valves	Outlet valves	Drain valves	Backwash valves	Air valves
1	✓	✓	✓	✓	✓
2	✓	✗	✓	✓	✓
3	✓	✓	✗	✓	✓
4	✓	✓	✓	✓	✓
5	✓	✓	✓	✓	✗
6	✓	✓	✓	✓	✓
7	✓	✓	✓	✓	✗
8	✓	✓	✓	✓	✗
9	✓	✓	✓	✓	✓
10	✓	✗	✗	✓	✓
11	✓	✓	✓	✓	✓
12	✓	✓	✓	✓	✓

Comment

- (1) In outlet main panel for no (2), switch is not operating to open and close.
- (2) To open drain valve for no (3), it is showing fault signal and it cannot be operate by control and can only manual.
- (3) In air valve of no (5), it can operate to open and it is not fully close which it can close half.
- (4) In outlet valve of no (10), main panel is not showing open signal but it can operate of all.
- (5) In outlet valve of no (11), it is not rotate shaft to operate open and close. In drain valve, main panel is showing open and close signals at the same time.

Maintenance works before Full-Scale Operation**Weekly Record (Mechanical) (14-7-2017)****(1) Rapid Sand Filter (1)**

Valve Panel	Inlet valves	Outlet valves	Drain valves	Backwash valves	Air valves
1	✓	✓	✓	✓	✓
2	✓	✓	✓	✓	✓
3	✓	✓	✗	✓	✓
4	✓	✓	✓	✓	✓
5	✓	✓	✓	✓	✓
6	✓	✓	✓	✓	✓
7	✓	✓	✓	✓	✓
8	✓	✓	✓	✓	✗
9	✓	✓	✓	✓	✓
10	✓	✓	✓	✓	✓
11	✓	✓	✓	✓	✓
12	✓	✓	✓	✓	✓

Comment

- (1) No (3) Drain valves has not work shaft although motor operate.
(2) No (8) Air valves, it is not show signal (open and close) of limit switch.

(2)Rapid Sand Filter (2)

Valve Panel	Inlet valves	Outlet valves	Drain valves	Backwash valves	Air valves
1	✓	✓	✓	✓	✓
2	✓	✓	✓	✓	✓
3	✓	✓	✗	✓	✓
4	✓	✓	✓	✓	✓
5	✓	✓	✓	✓	✗
6	✓	✓	✓	✓	✓
7	✓	✓	✓	✓	✓
8	✓	✓	✓	✓	✓
9	✓	✓	✓	✓	✓
10	✓	✓	✓	✓	✓
11	✓	✗	✗	✓	✓
12	✗	✓	✓	✓	✓

Comment

(1) In no (3) drain valve, open signal has not shown on LFCP board of panel.

(2) In no (5) air valve, open signal has not shown on LFCP board of panel.

(3) In no (11) outlet valve, shaft has not worked.

In no (11) drain valve, open and close signal are showing together at the same time. It is need to check limit switch.

(4) In inlet valve no (12), although motor has operated but valve has not operated.

Maintenance works before Full-Scale Operation**Weekly Record (Mechanical) (21-7-2017)****(1) Rapid Sand Filter (1)**

Valve Panel	Inlet valves	Outlet valves	Drain valves	Backwash valves	Air valves
1	✓	✓	✓	✓	✗
2	✓	✓	✓	✓	✗
3	✓	✓	✗	✓	✓
4	✓	✓	✓	✓	✓
5	✓	✓	✓	✓	✗
6	✓	✓	✓	✓	✗
7	✓	✓	✓	✓	✓
8	✓	✓	✓	✓	✗
9	✓	✓	✓	✓	✓
10	✓	✓	✓	✓	✓
11	✓	✓	✓	✓	✓
12	✓	✓	✓	✓	✓

Comment

- (1) No (1,2,5,6,8) air valves have not fully close and they have leakage.
- (2) No (3) Drain valve has not work shaft although motor has work.
- (3) No(5) Air valve also has not work shaft although motor has work.
- (4) No (8) Air valve also has not work shaft although motor has work.
- (5) Blower pump no (2) has breaker down while test operate and then it is operate reverse.

(2)Rapid Sand Filter (2)

Valve Panel	Inlet valves	Outlet valves	Drain valves	Backwash valves	Air valves
1	✓	✓	✓	✓	✗
2	✓	✓	✓	✓	✗
3	✗	✓	✗	✓	✓
4	✓	✓	✓	✓	✓
5	✓	✓	✓	✓	✗
6	✓	✓	✓	✗	✗
7	✓	✓	✓	✓	✗
8	✓	✓	✓	✓	✓
9	✓	✓	✓	✓	✗
10	✗	✓	✓	✓	✓
11	✓	✗	✗	✓	✗
12	✗	✓	✓	✓	✗

Comment

- (1) No (1,2,6,7,9,11) air valves have not fully close.
- (2) No (3,10) inlet valves have not fully close.
- (3) No (12) inlet valve has not work although motor has done.
- (4) No (11) outlet and drain valve has not work shaft although motor has done.
- (5) No (3) drain valve has not work shaft although motor has done.
- (6) No (5) air valve also has not work shaft although motor has done.
- (7) No (6) back wash valve has not work shaft although motor has done.
- (8) No (7) panel has not good situation of switch of blower, backwash and open and close signal are not showing.
- (9) Backwash pump no (3) has not operate and it is showing signal of over load trip.

Maintenance works before Full-Scale Operation**Weekly Record (Mechanical) (3-8-2017)****(1) Rapid Sand Filter (1)**

Valve Panel	Inlet valves	Outlet valves	Drain valves	Backwash valves	Air valves
1	✓	✓	✓	✓	✓
2	✓	✓	✓	✓	✓
3	✓	✓	✗	✓	✓
4	✓	✓	✓	✓	✓
5	✓	✓	✓	✓	✗
6	✓	✓	✓	✓	✓
7	✓	✓	✗	✓	✓
8	✓	✓	✓	✓	✗
9	✓	✓	✓	✓	✓
10	✓	✓	✓	✓	✓
11	✓	✓	✓	✓	✓
12	✓	✓	✓	✓	✓

Comment

- (1) No (3) drain valve has not work shaft although motor has work.
- (2) No (7) drain valve on main board slide, indicator signal has shown always.
- (3) No(5) Air valve also has not work shaft although motor has work.
- (4) No (8) Air valve also has not work shaft although motor has work.
- (5) LFCP breaker and FCP breaker have trip and also spare breaker have trip.

(2)Rapid Sand Filter (2)

Valve Panel	Inlet valves	Outlet valves	Drain valves	Backwash valves	Air valves
1	✓	✓	✓	✓	✓
2	✓	✓	✓	✓	✓
3	✗	✓	✗	✓	✓
4	✓	✓	✓	✓	✓
5	✓	✓	✓	✓	✓
6	✓	✓	✓	✓	✓
7	✓	✓	✓	✓	✓
8	✓	✓	✓	✓	✓
9	✓	✓	✓	✓	✓
10	✓	✓	✓	✓	✓
11	✓	✓	✓	✓	✓
12	✓	✓	✓	✓	✓

Comment

- (1) No (3) drain valve, pinion has damage and so the contractor ordered new one from local industrial zone.
- (2) No (3) inlet valve, rubber seal has not good situation and so, it is need to replace new one.
- (3) No (11) drain valve, limit switch has not worked well and so, the contractor has done repair.
- (4) Back wash pump no (3) has often over load trip.
- (5) Blower no (1) has down breaker.
- (6) Blower no (2) has appeared sound. YCDC contacted Han Sein Thant to check again.

Maintenance works before Full-Scale Operation**Weekly Record (Mechanical) (14-8-2017)****(1) Rapid Sand Filter (1)**

Valve Panel	Inlet valves	Outlet valves	Drain valves	Backwash valves	Air valves
1	✓	✓	✓	✓	✓
2	✓	✓	✓	✓	✓
3	✓	✓	✓	✓	✓
4	✓	✓	✓	✓	✓
5	✓	✓	✓	✓	✓
6	✓	✓	✓	✓	✓
7	✓	✓	✓	✓	✓
8	✓	✓	✓	✓	✓
9	✓	✓	✓	✓	✓
10	✓	✓	✓	✓	✓
11	✓	✓	✓	✓	✓
12	✓	✓	✓	✓	✓

Comment

(1) Breakers in Main Panel have not good situation and these are trip.

(2)Rapid Sand Filter (2)

Valve Panel	Inlet valves	Outlet valves	Drain valves	Backwash valves	Air valves
1	✓	✓	✓	✓	✓
2	✓	✓	✓	✓	✓
3	✗	✓	✓	✓	✓
4	✓	✓	✓	✓	✓
5	✓	✓	✓	✓	✓
6	✓	✓	✓	✓	✓
7	✓	✓	✓	✓	✓
8	✓	✓	✓	✓	✓
9	✓	✓	✓	✓	✓
10	✓	✓	✓	✓	✓
11	✓	✓	✓	✓	✓
12	✓	✓	✓	✓	✓

Comment

(1)No (3) inlet valve, rubber seal has not good situation and so, it is need to replace new one.

(1) Blower no (1) has down breaker when start to operate.

(2) Blower no (2) has sound appear inside. YCDC contacted Han Sein Thant to check again.

Weekly Record (Mechanical) (27-10-2017)

1-1. Lift Pump Station

a. Main Pump/Motor

(Pumps are disconnected from the motor to prevent damaging mechanical seals.)

[Pump No.]

No.	Maintenance Task	Check	Comme
1	Run all motor for 5-10 minutes	1,2,3,4,5&6	No-1 pump over start fault, No-3 pump fault & ELR trip, No-5 pump fault
2	Check/record motor current		175 A
3	Check motor body/bearing temperature		Normal
4	Check ventilation condition		Normal
5	Check motor operating noise		Normal
6	Check motor vibration		Normal
7	Check any strange smell coming from the motor		Normal
8	Check any damage/crack on the motor		Normal

b. Motorized Butterfly Valve

[Pump No.]

No.	Maintenance Task	check	Comment
1	Open/Close all Valves	1,2,3,4,5&6	Normal
2	Check valve operating noise		Normal
3	Check valve operating vibration		Normal
4	Check actuator operating noise		Normal
5	Check actuator operating vibration		Normal

2-1. Filter
a. Motorized Butterfly Valve

[Filter No. 2]

[Inlet Valve]			[Outlet Valve]		
No.	Maintenance Task	Check	Comment	Check	Comment
1	Open/Close all Valves	1 to 12	-	1 to 12	No-12 has not operate shaft
2	Check valve operating noise	"	No-7 has appeared noise sound	"	No-8 has appeared noise sound
3	Check valve operating vibration	"	No-8 has moving base	"	No-9 has moving base
4	Check actuator operating noise	"	Normal	"	Normal
5	Check actuator operating vibration	"	Normal	"	Normal

[Air Valve]			[BW Water Valve]		
No.	Maintenance Task	Check	Comment	Check	Comment
1	Open/Close all Valves	1 to 12	No-12 fault signal	1 to 12	Normal
2	Check valve operating noise	"		"	
3	Check valve operating vibration	"		"	
4	Check actuator operating noise	"		"	
5	Check actuator operating vibration	"		"	

[Drain Valve]			[Others]		
No.	Maintenance Task	Check	Comment	Check	Comment
1	Open/Close all Valves	1 to 12	No-9,12 has fault signal		
2	Check valve operating noise		No-7 has appear noise sound from shaft		
3	Check valve operating vibration		No-8 has moving base		
4	Check actuator operating noise		Normal		
5	Check actuator operating vibration		Normal		

b. Backwash Water Pump

No.	Maintenance Task	No.1	No.2	No.3	Comment
1	Run all pump/motor for 5-10 minutes	Normal	Normal	Normal	
2	Check/record motor current	23A	23A	23A	
3	Check pump/motor bearing temperature	Normal	Normal	Normal	
4	Check pump/motor vibration	Normal	Normal	Normal	
5	Check pump/motor operating noise	Normal	Normal	Normal	
7	Check any strange smell coming from the motor	Normal	Normal	Normal	

c. Air Blower

(Discharge Valve and Air Valve shall be open for Air Blower operation to prevent Air Blower overloading.)

No.	Maintenance Task	No.1	No.2	No.3	Comment
1	Open discharge valve/air valve				When Blower has started run, Ampere is increase and MCCB trip.
2	Run all blower/motor for 5-10 minutes				
3	Check/record motor current				
4	Check blower/motor bearing temperature				
5	Check blower/motor vibration				
6	Check blower/motor operating noise				
7	Check leakage of lubricant				
8	Check any strange smell coming from the motor				

Weekly Record (Electrical)

1-1.Lift Pump Station

a. Main Panel

No.	Maintenance Task	Result	Comment
1	Exterior visual check (Damage, Smell, etc.)	Normal	
2	Power indication lamp check		
3	Voltage and current check	R-S 420 V S-T 420 V R - A S - A T - A	It is need to check Ammeter.
4	Main CB status check (On/Off/Trip)		

b. Pump Starter Panel

No.	Maintenance Task	No.1	No.2	No.3	No.4	No.5	No.6
1	Exterior visual check (Damage, Smell, etc.)	Normal	Normal	Normal	Normal	Normal	Normal
2	Power indication lamp check (R-S-T)	S-phase& P-Lamp has not shown signal	S-phase& P-Lamp has not shown signal	S-phase& P-Lamp has not shown signal	S-phase& P-Lamp has not shown signal	S-phase& P-Lamp has not shown signal	S-phase& P-Lamp has not shown signal
3	Voltage (S-T phase)	- V	420 V	- V	420 V	- V	420 V
	Current (S- phase)	- A	175 A	- A	175 A	- A	175 A
4	Annunciator check	Normal	Normal	Normal	Normal	Normal	Normal
5	Indication lamp check (ON/OFF,OPEN/CLOSE,POWER ON)	Normal	Normal	Normal	Normal	Normal	Normal
	Comment	Cannot run because has fault		Cannot run because has fault		Cannot run because has fault	

c. Distribution Panel

No.	Maintenance Task	Result	Comment
1	Exterior visual check (Damage, Smell, etc.)	N	
2	Power indication lamp check	S.Phase pilot lamp has not shown signal	
3	Voltage (S-T phase) Current (S- phase)	420 V - A	It is need to check Ammeter .
4	Main MCCB trip lamp		

d. Water Level Indicator Panel

No.	Maintenance Task	Result	Comment
1	Exterior visual check (Damage, Smell, etc.)	Normal	
2	Indication lamp check (HWL, LWL, LLWL)	Normal	
3	Selector Switch check (Tank 1 or Tank 2)	Normal	

e. Water Level Switch

No.	Maintenance Task	Result	Comment
1	Exterior visual check	Normal	

2-1 Filter [No. 2]

a. 400V Main Panel

No.	Maintenance Task	Result	Comment
1	Exterior visual check (Damage, Smell, etc.)	Normal	
2	Power indication lamp check	Normal	
3	Voltage and current check	R-S 420V S-T 420 V T-S 420 V R 0 A S 0 A T 0 A	

b. Valve Starter Panel

No.	Maintenance Task	Result	Comment
1	Exterior visual check (Damage, Smell, etc.)	Normal	
2	Power indication lamp check	Normal	
3	Voltage (S-T phase) Current (S- phase)	420 V 0 A	
4	Indication lamp & MCCB check for each unit	Normal	

c. Filter Local Control Panel

No.	Maintenance Task	1-1	1-2	1-3	1-4	1-5	1-6
1	Exterior visual check (Damage, Smell, etc.)	Normal	Normal	Normal	Normal	Normal	Normal
2	Indication lamp check (OPEN/CLOSE/FAULT, ON/OFF etc.)	Normal	Normal	Normal	Normal	Normal	Normal
No.	Maintenance Task	1-7	1-8	1-9	1-10	1-11	1-12
1	Exterior visual check (Damage, Smell, etc.)	Normal	Normal	Normal	Normal	Normal	Normal
2	Indication lamp check (OPEN/CLOSE/FAULT, ON/OFF etc.)	Normal	Normal	Normal	Normal	Normal	Normal
Comment							

d. Filter Control Panel

No.	Maintenance Task	Result	Comment
1	Exterior visual check (Damage, Smell, etc.)	Normal	
2	Power indication lamp check	Normal	
3	Fault lamp, Emergency lamp check	Common fault	

e. Backwash Pump Starter Panel

No.	Maintenance Task	No.1	No.2	No.3	Comment
1	Exterior visual check (Damage, Smell, etc.)	Normal			
2	Power indication lamp check	Normal			
3	Voltage (S-T phase) Current (S- phase)	420 V	V	V	
		23 A	A	A	

f. Backwash Pump Local Control Panel

No.	Maintenance Task	Result	comment
1	Exterior visual check	Normal	
2	Annunciator check	Normal	

g. Air Blower Starter Panel

No.	Maintenance Task	No.1	No.2	Comment
1	Exterior visual check (Damage, Smell, etc.)	Normal	Normal	
2	Power indication lamp check	Normal	Normal	
3	Voltage (S-T phase) Current (S- phase)	420 V A	420 V A	YCDC cannot see Ampere because Ampere has increased sudden and has done MCCB trip.

h. Air Blower Local Control Panel

No.	Maintenance Task	Result	comment
1	Exterior visual check	Normal	
2	Annunciator check	Normal	

3-1- Filter

a. Motorized Butterfly Valve

[Filter No. 1]

*** YCDC has been doing installation work of nozzle strainers and so, they cannot doing back wash pump maintenance test operation for Filter No.1

[Inlet Valve]

[Outlet Valve]

No.	Maintenance Task	Check	Comment	Check	Comment
1	Open/Close all Valves	1 to 12	Normal	1 to 12	Normal
2	Check valve operating noise	"	Normal	"	Normal
3	Check valve operating vibration	"	Normal	"	Normal
4	Check actuator operating noise	"	Normal	"	Normal
5	Check actuator operating vibration	"	Normal	"	Normal

[Air Valve]

[BW Water Valve]

No.	Maintenance Task	Check	Comment	Check	Comment
1	Open/Close all Valves	1 to 12	No-8 fault signal	1 to 12	Normal
2	Check valve operating noise	"	Normal	"	Normal
3	Check valve operating vibration	"	Normal	"	Normal
4	Check actuator operating noise	"	Normal	"	Normal
5	Check actuator operating vibration	"	Normal	"	Normal

[Drain Valve]

[Others]

No.	Maintenance Task	Check	Comment	Check	Comment
1	Open/Close all Valves	1 to 12	Normal		Although motors of valves can operate, Outlet valves (1,7,9,10,11,12), Inlet valves (2,6,8,9), Drain valves (5,6,8,12) and Air valves (9,11) are not fully close and they have leakage.
2	Check valve operating noise		No-6 drain valve has appeared sound		
3	Check valve operating vibration		No-7 drain valve shaft has moving		
4	Check actuator operating noise		Normal		
5	Check actuator operating vibration		Normal		

b. Backwash Water Pump

No.	Maintenance Task	No.1	No.2	No.3	Comment
1	Run all pump/motor for 5-10 minutes	-	-	-	
2	Check/record motor current	-	-	-	
3	Check pump/motor bearing temperature	-	-	-	
4	Check pump/motor vibration	-	-	-	
5	Check pump/motor operating noise	-	-	-	
7	Check any strange smell coming from the motor	-	-	-	

c. Air Blower

(Discharge Valve and Air Valve shall be open for Air Blower operation to prevent Air Blower overloading.)

No.	Maintenance Task	No.1	No.2	No.3	Comment
1	Open discharge valve/air valve	Normal	Normal	Normal	
2	Run all blower/motor for 5-10 minutes	Normal	Normal	Normal	
3	Check/record motor current	-	-	-	It is need to check ammeter of blower.
4	Check blower/motor bearing temperature	Normal	Normal	Normal	
5	Check blower/motor vibration	Normal	Normal	Normal	
6	Check blower/motor operating noise	Normal	Normal	Normal	
7	Check leakage of lubricant	Normal	Normal	Normal	
8	Check any strange smell coming from the motor	Normal	Normal	Normal	

Monthly Record (Electrical – Sample)
31-10-2017

1-1.Lift Pump Station

a. Main Panel

No.	Maintenance Task	Result	Comment
1	Interior visual check (Damage, Smell, Foreign Materials, etc.)	Normal	
2	MCCB status check (ON/OFF/TRIP)	Normal	

b. Pump Starter Panel

No.	Maintenance Task	No.1	No.2	No.3	No.4	No.5	No.6
1	Interior visual check (Damage, Smell, Foreign Materials, etc.)	Normal	Normal	Normal	Normal	Normal	Normal
2	Lamp test check	Normal	Normal	Normal	Normal	Normal	Normal
Comment							

c. Distribution Panel

No.	Maintenance Task	Result	Comment
1	Interior visual check (Damage, Smell, Foreign Materials, etc.)	Normal	
2	MCCB status check (ON/OFF/TRIP)	Normal	

d. Water Level Indicator Panel

No.	Maintenance Task	Result	Comment
1	Interior visual check (Damage, Smell, Foreign Materials, etc.)	Normal	

2-1 Filter [No. 2]

a. 400V Main Panel

No.	Maintenance Task	Result	Comment
1	Interior visual check (Damage, Smell, Foreign Materials, etc.)	Normal	
2	MCCB status check (ON/OFF/TRIP)	Normal	

b. Valve Starter Panel

No.	Maintenance Task	Result	Comment
1	Interior visual check (Damage, Smell, Foreign Materials, etc.)	Normal	

c. Filter Local Control Panel

No.	Maintenance Task	1-1	1-2	1-3	1-4	1-5	1-6
1	Interior visual check (Damage, Smell, Foreign Materials, etc.)	Normal	Normal	Normal	Normal	Normal	Normal
2	Indication lamp check of PLC local unit						
No.	Maintenance Task	1-7	1-8	1-9	1-10	1-11	1-12
1	Interior visual check (Damage, Smell, Foreign Materials, etc.)	Normal	Normal	Normal	Normal	Normal	Normal
2	Indication lamp check of PLC local unit						
Comment							

d. Filter Control Panel

No.	Maintenance Task	Result	Comment
1	Interior visual check (Damage, Smell, Foreign Materials, etc.)	Normal	
2	Alarm check of LCD unit	-	
3	Indication lamp of PLC check	Common Fault	

e. Backwash Pump Starter Panel

No.	Maintenance Task	No.1	No.2	No.3	Comment
1	Interior visual check (Damage, Smell, Foreign Materials, etc.)	Normal	Normal	Normal	

f. Backwash Pump Local Control Panel

No.	Maintenance Task	Result	Comment
1	Interior visual check (Damage, Smell, Foreign Materials, etc.)	Normal	

g. Air Blower Starter Panel

No.	Maintenance Task	No.1	No.2	Comment
1	Interior visual check (Damage, Smell, Foreign Materials, etc.)	Normal		

h. Air Blower Local Control Panel

No.	Maintenance Task	Result	Comment
1	Interior visual check (Damage, Smell, Foreign Materials, etc.)	Normal	

(8-11-2017)

Weekly Record (Mechanical)

1-1. Lift Pump Station

a. Main Pump/Motor

[Pump No. 1,2,3,4,5,6]

No.	Maintenance Task	Check	Comme
1	Run all motor for 5-10 minutes	1,2,3,4,5&6	Normal
2	Check/record motor current		175 A
3	Check motor body/bearing temperature		Normal
4	Check ventilation condition		Normal
5	Check motor operating noise		Normal
6	Check motor vibration		Normal
7	Check any strange smell coming from the motor		Normal
8	Check any damage/crack on the motor		Normal

b. Motorized Butterfly Valve

[Pump No. 1,2,3,4,5,6]

No.	Maintenance Task	check	Comment
1	Open/Close all Valves	1,2,3,4,5&6	Normal
2	Check valve operating noise		Normal
3	Check valve operating vibration		Normal
4	Check actuator operating noise		Normal
5	Check actuator operating vibration		Normal

Weekly Record (Electrical)

1-1.Lift Pump Station

a. Main Panel

No.	Maintenance Task	Result	Comment
1	Exterior visual check (Damage, Smell, etc.)	Normal	
2	Power indication lamp check		
3	Voltage and current check	R-S 420 V S-T 420 V R - A S - A T - A	It is need to check Ammeter.
4	Main CB status check (On/Off/Trip)		

b. Pump Starter Panel

No.	Maintenance Task	No.1	No.2	No.3	No.4	No.5	No.6
1	Exterior visual check (Damage, Smell, etc.)	Normal	Normal	Normal	Normal	Normal	Normal
2	Power indication lamp check (R-S-T)	S-phase& P-Lamp has not shown signal	S-phase& P-Lamp has not shown signal	S-phase& P-Lamp has not shown signal	S-phase& P-Lamp has not shown signal	S-phase& P-Lamp has not shown signal	S-phase& P-Lamp has not shown signal
3	Voltage (S-T phase)	420 - V	420 V	420 - V	420 V	420 - V	420 V
	Current (S- phase)	175 - A	175 A	175 - A	175 A	175 - A	175 A
4	Annunciator check	Normal	Normal	Normal	Normal	Normal	Normal
5	Indication lamp check (ON/OFF,OPEN/CLOSE,POWER ON)	Normal	Normal	Normal	Normal	Normal	Normal
	Comment						

c. Distribution Panel

No.	Maintenance Task	Result	Comment
1	Exterior visual check (Damage, Smell, etc.)	N	
2	Power indication lamp check	S.Phase pilot lamp has not shown signal	
3	Voltage (S-T phase) Current (S- phase)	420 V - A	It is need to check Ammeter .
4	Main MCCB trip lamp		

d. Water Level Indicator Panel

No.	Maintenance Task	Result	Comment
1	Exterior visual check (Damage, Smell, etc.)	Normal	
2	Indication lamp check (HWL, LWL, LLWL)	Normal	
3	Selector Switch check (Tank 1 or Tank 2)	Normal	

e. Water Level Switch

No.	Maintenance Task	Result	Comment
1	Exterior visual check	Normal	

3-1- Filter

a. Motorized Butterfly Valve

[Filter No. 1 1]

*** YCDC has been doing installation work of nozzle strainers and so, they cannot doing back wash pump maintenance test operation for Filter No.1

[Inlet Valve]				[Outlet Valve]			
No.	Maintenance Task	Check	Comment	No.	Maintenance Task	Check	Comment
1	Open/Close all Valves	1 to 12	Normal	1	Open/Close all Valves	1 to 12	Normal
2	Check valve operating noise	"	Normal	2	Check valve operating noise	"	Normal
3	Check valve operating vibration	"	Normal	3	Check valve operating vibration	"	Normal
4	Check actuator operating noise	"	Normal	4	Check actuator operating noise	"	Normal
5	Check actuator operating vibration	"	Normal	5	Check actuator operating vibration	"	Normal
[Air Valve]							
No.	Maintenance Task	Check	Comment	No.	Maintenance Task	Check	Comment
1	Open/Close all Valves	1 to 12	No-8 fault signal	1	Open/Close all Valves	1 to 12	Normal
2	Check valve operating noise	"	Normal	2	Check valve operating noise	"	Normal
3	Check valve operating vibration	"	Normal	3	Check valve operating vibration	"	Normal
4	Check actuator operating noise	"	Normal	4	Check actuator operating noise	"	Normal
5	Check actuator operating vibration	"	Normal	5	Check actuator operating vibration	"	Normal
[Drain Valve]							
No.	Maintenance Task	Check	Comment	[Others]			
1	Open/Close all Valves	1 to 12	Normal	Although motors of valves can operate, Outlet valves (1,7,9,10,11,12), Inlet valves (2,6,8,9), Drain valves (5,6,8,12) and Air valves (9,11) are not fully close and they have leakage.			
2	Check valve operating noise		No-6 drain valve has appeared sound				
3	Check valve operating vibration		No-7 drain valve shaft has moving				
4	Check actuator operating noise		Normal				
5	Check actuator operating vibration		Normal				

b. Backwash Water Pump

No.	Maintenance Task	No.1	No.2	No.3	Comment
1	Run all pump/motor for 5-10 minutes	-	-	-	
2	Check/record motor current	-	-	-	
3	Check pump/motor bearing temperature	-	-	-	
4	Check pump/motor vibration	-	-	-	
5	Check pump/motor operating noise	-	-	-	
7	Check any strange smell coming from the motor	-	-	-	

c. Air Blower

No.	Maintenance Task	No.1	No.2	No.3	Comment
1	Open discharge valve/air valve	Normal	Normal	Normal	
2	Run all blower/motor for 5-10 minutes	Normal	Normal	Normal	
3	Check/record motor current	-	-	-	It is need to check ammeter of blower.
4	Check blower/motor bearing temperature	Normal	Normal	Normal	
5	Check blower/motor vibration	Normal	Normal	Normal	
6	Check blower/motor operating noise	Normal	Normal	Normal	
7	Check leakage of lubricant	Normal	Normal	Normal	
8	Check any strange smell coming from the motor	Normal	Normal	Normal	

2-1- Filter

a. Motorized Butterfly Valve

[Filter No. 2] (*)Inlet valves cannot test because YCDC has been doing installation work of strainer nozzles)**

[Outlet Valve]

No.	Maintenance Task	Check	Comment	Check	Comment
1	Open/Close all Valves	1 to 12	-	1 to 12	No-12 has not operated shaft
2	Check valve operating noise		-		No-8 has appeared noise sound
3	Check valve operating vibration		-		No-9 has moving base
4	Check actuator operating noise		-		Normal
5	Check actuator operating vibration		-		Normal

[BW Water Valve]

No.	Maintenance Task	Check	Comment	Check	Comment
1	Open/Close all Valves	1 to 12	No-12 fault signal	1 to 12	Normal
2	Check valve operating noise		No-2,5,6,8,9,10 have appeared noise		Normal
3	Check valve operating vibration		No-1,9 has moved base		Normal
4	Check actuator operating noise		Normal		Normal
5	Check actuator operating vibration		Normal		Normal

[Others]

No.	Maintenance Task	Check	Comment	Check	Comment
1	Open/Close all Valves	1 to 12	No-3,9,12 has fault signal		
2	Check valve operating noise		No-7 has appear noise sound from shaft		
3	Check valve operating vibration		No-8 has moving base		
4	Check actuator operating noise		Normal		
5	Check actuator operating vibration		Normal		

b. Backwash Water Pump

No.	Maintenance Task	No.1	No.2	No.3	Comment
1	Run all pump/motor for 5-10 minutes	Normal	Normal	Normal	
2	Check/record motor current	23A	23A	23A	
3	Check pump/motor bearing temperature	Normal	Normal	Normal	
4	Check pump/motor vibration	Normal	Normal	Normal	
5	Check pump/motor operating noise	Normal	Normal	Normal	
7	Check any strange smell coming from the motor	Normal	Normal	Normal	

c. Air Blower

No.	Maintenance Task	No.1	No.2	No.3	Comment
1	Open discharge valve/air valve				When Blower has started run, Ampere is increase and MCCB trip.
2	Run all blower/motor for 5-10 minutes				
3	Check/record motor current				
4	Check blower/motor bearing temperature				
5	Check blower/motor vibration				
6	Check blower/motor operating noise				
7	Check leakage of lubricant				
8	Check any strange smell coming from the motor				

2-1 Filter [No. 1, 2]

a. 400V Main Panel

No.	Maintenance Task	Result	Comment
1	Exterior visual check (Damage, Smell, etc.)	Normal	
2	Power indication lamp check	Normal	
3	Voltage and current check	R-S 420V S-T 420 V T-S 420 V R 0 A S 0 A T 0 A	

b. Valve Starter Panel

No.	Maintenance Task	Result	Comment
1	Exterior visual check (Damage, Smell, etc.)	Normal	
2	Power indication lamp check	Normal	
3	Voltage (S-T phase) Current (S- phase)	420 V 0 A	
4	Indication lamp & MCCB check for each unit	Normal	

c. Filter Local Control Panel

No.	Maintenance Task	1-1	1-2	1-3	1-4	1-5	1-6
1	Exterior visual check (Damage, Smell, etc.)	Normal	Normal	Normal	Normal	Normal	Normal
2	Indication lamp check (OPEN/CLOSE/FAULT, ON/OFF etc.)	Normal	Normal	Normal	Normal	Normal	Normal
No.	Maintenance Task	1-7	1-8	1-9	1-10	1-11	1-12
1	Exterior visual check (Damage, Smell, etc.)	Normal	Normal	Normal	Normal	Normal	Normal
2	Indication lamp check (OPEN/CLOSE/FAULT, ON/OFF etc.)	Normal	Normal	Normal	Normal	Normal	Normal
Comment							

d. Filter Control Panel

No.	Maintenance Task	Result	Comment
1	Exterior visual check (Damage, Smell, etc.)	Normal	
2	Power indication lamp check	Normal	
3	Fault lamp, Emergency lamp check	Common fault	

e. Backwash Pump Starter Panel

No.	Maintenance Task	No.1	No.2	No.3	Comment
1	Exterior visual check (Damage, Smell, etc.)	Normal			
2	Power indication lamp check	Normal			
3	Voltage (S-T phase)	420 V	V	V	
		A	A	A	

f. Backwash Pump Local Control Panel

No.	Maintenance Task	Result	comment
1	Exterior visual check	Normal	
2	Annunciator check	Normal	

g. Air Blower Starter Panel

No.	Maintenance Task	No.1	No.2	Comment
1	Exterior visual check (Damage, Smell, etc.)	Normal	Normal	
2	Power indication lamp check	Normal	Normal	
3	Voltage (S-T phase) Current (S- phase)	420 V A	420 V A	YCDC cannot see Ampere because Ampere has increased sudden and has done MCCB trip.

h. Air Blower Local Control Panel

No.	Maintenance Task	Result	comment
1	Exterior visual check	Normal	
2	Annunciator check	Normal	

Weekly Record (Mechanical) (9-5-2018)

1-1. Lift Pump Station

a. Main Pump/Motor

[Pump No. 1,2,3,4,5,6]

No.	Maintenance Task	Check	Comme
1	Run all motor for 5-10 minutes	1,2,3,4,5&6	Normal
2	Check/record motor current		175 A
3	Check motor body/bearing temperature		Normal
4	Check ventilation condition		Normal
5	Check motor operating noise		Normal
6	Check motor vibration		Normal
7	Check any strange smell coming from the motor		Normal
8	Check any damage/crack on the motor		Normal

b. Motorized Butterfly Valve

[Pump No. 1,2,3,4,5,6]

No.	Maintenance Task	check	Comment
1	Open/Close all Valves	1,2,3,4,5&6	Normal
2	Check valve operating noise		Normal
3	Check valve operating vibration		Normal
4	Check actuator operating noise		Normal
5	Check actuator operating vibration		Normal

Weekly Record (Electrical)

1-1.Lift Pump Station

a. Main Panel

No.	Maintenance Task	Result	Comment
1	Exterior visual check (Damage, Smell, etc.)	Normal	
2	Power indication lamp check		
3	Voltage and current check	R-S 420 V S-T 420 V R - A S - A T - A	It is need to check Ammeter.
4	Main CB status check (On/Off/Trip)		

b. Pump Starter Panel

No.	Maintenance Task	No.1	No.2	No.3	No.4	No.5	No.6
1	Exterior visual check (Damage, Smell, etc.)	Normal	Normal	Normal	Normal	Normal	Normal
2	Power indication lamp check (R-S-T)	-	-	-	-	-	-
3	Voltage (S-T phase) Current (S- phase)	420 - V 175 - A	420 V 175 A	420 - V 175 - A	420 V 175 A	420 - V 175 - A	420 V 175 A
4	Annunciator check	Normal	Normal	Normal	Normal	Normal	Normal
5	Indication lamp check (ON/OFF,OPEN/CLOSE,POWER ON)	Normal	Normal	Normal	Normal	Normal	Normal
	Comment						

c. Distribution Panel

No.	Maintenance Task	Result	Comment
1	Exterior visual check (Damage, Smell, etc.)	N	
2	Power indication lamp check	-	
3	Voltage (S-T phase) Current (S- phase)	420 V - A	
4	Main MCCB trip lamp		

d. Water Level Indicator Panel

No.	Maintenance Task	Result	Comment
1	Exterior visual check (Damage, Smell, etc.)	Normal	
2	Indication lamp check (HWL, LWL, LLWL)	Normal	
3	Selector Switch check (Tank 1 or Tank 2)	Normal	

e. Water Level Switch

No.	Maintenance Task	Result	Comment
1	Exterior visual check	Normal	

3-1- Filter

a. Motorized Butterfly Valve

[Filter No. 1]

*** YCDC has been filling filter media not finish yet and so, they cannot doing back wash pump maintenance test operation for Filter No.1

[Inlet Valve]		[Outlet Valve]	
No.	Maintenance Task	Check	Comment
1	Open/Close all Valves	1 to 12	Need to check valves fully close and open
2	Check valve operating noise	"	Normal
3	Check valve operating vibration	"	Normal
4	Check actuator operating noise	"	Normal
5	Check actuator operating vibration	"	Normal

[Air Valve]		[BW Water Valve]	
No.	Maintenance Task	Check	Comment
1	Open/Close all Valves	1 to 12	Normal
2	Check valve operating noise	"	Normal
3	Check valve operating vibration	"	Normal
4	Check actuator operating noise	"	Normal
5	Check actuator operating vibration	"	Normal

[Drain Valve]		[Others]	
No.	Maintenance Task	Check	Comment
1	Open/Close all Valves	1 to 12	Normal
2	Check valve operating noise		Normal
3	Check valve operating vibration		Normal
4	Check actuator operating noise		Normal
5	Check actuator operating vibration		Normal

Although motors of valves can operate, Outlet valves (1,7,9,10,11,12), Inlet valves (2,6,8,9) are not fully close and they have leakage.

b. Backwash Water Pump

No.	Maintenance Task	No.1	No.2	No.3	Comment
1	Run all pump/motor for 5-10 minutes	-	-	-	
2	Check/record motor current	-	-	-	
3	Check pump/motor bearing temperature	-	-	-	
4	Check pump/motor vibration	-	-	-	
5	Check pump/motor operating noise	-	-	-	
7	Check any strange smell coming from the motor	-	-	-	

c. Air Blower

No.	Maintenance Task	No.1	No.2	No.3	Comment
1	Open discharge valve/air valve	Normal	Normal	Normal	
2	Run all blower/motor for 5-10 minutes	Normal	Normal	Normal	
3	Check/record motor current	-	-	-	
4	Check blower/motor bearing temperature	Normal	Normal	Normal	
5	Check blower/motor vibration	Normal	Normal	Normal	
6	Check blower/motor operating noise	Normal	Normal	Normal	
7	Check leakage of lubricant	Normal	Normal	Normal	
8	Check any strange smell coming from the motor	Normal	Normal	Normal	

