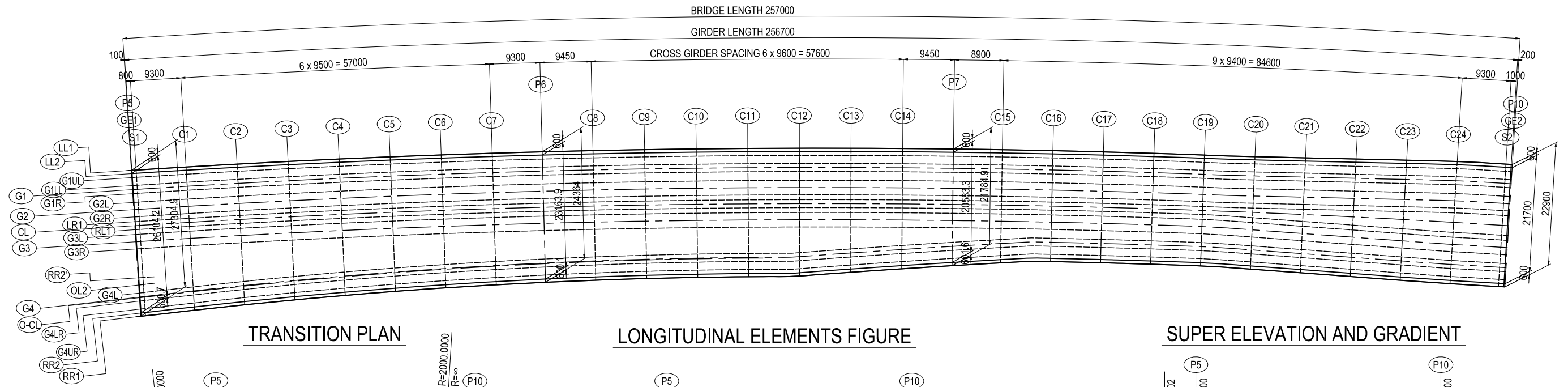


D. STEEL BOX GIRDER BRIDGE

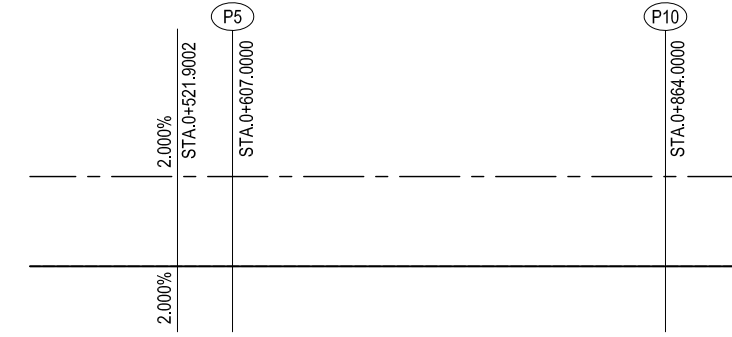
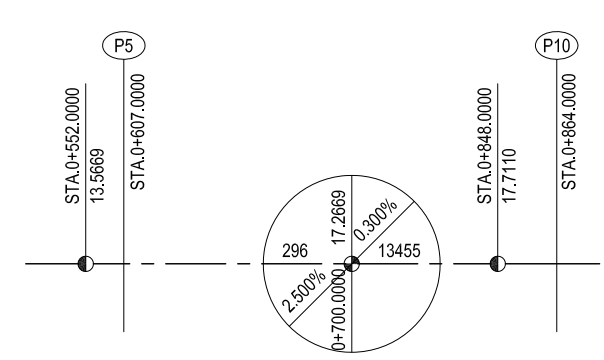
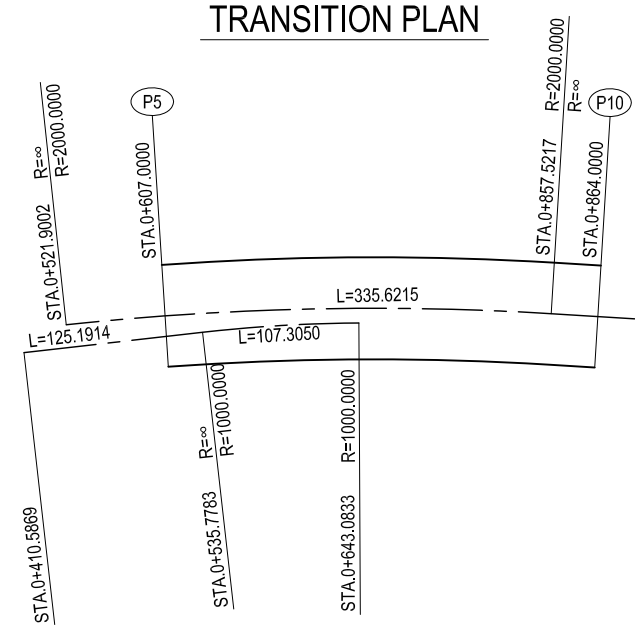
COORDINATES OF SUPERSTRUCTURE (1) s=1:800



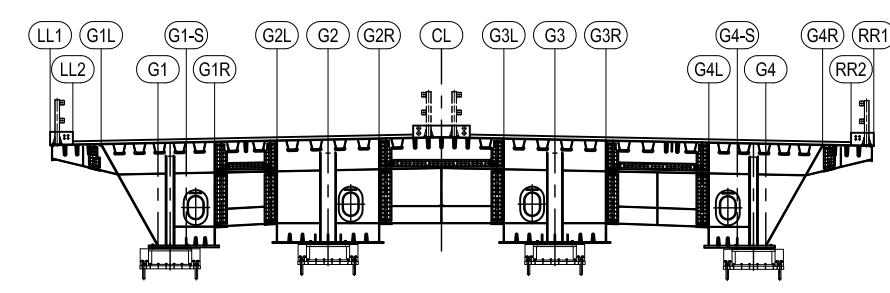
TRANSITION PLAN

LONGITUDINAL ELEMENTS FIGURE

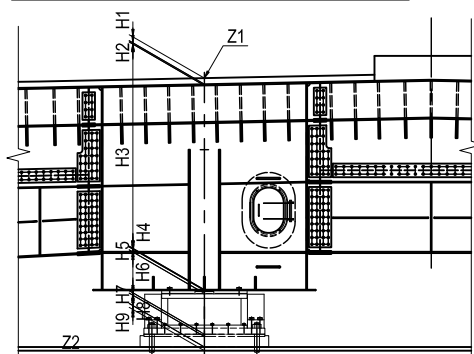
SUPER ELEVATION AND GRADIENT



TYPICAL SECTION S=1:200



COMPOSITION OF HEIGHT S=1:100



		S1(P5)						P6				P7				S2(P10)									
		G1	G1-S	G2	G3	G4-S	G4	G1	G1-S	G2	G3	G4-S	G4	G1	G1-S	G2	G3	G4-S	G4	G1	G1-S	G2	G3	G4-S	G4
ROAD SURFACE HEIGHT	Z1	m	14.714	14.720	14.803	14.803	14.589	14.583	16.077	16.083	16.167	16.167	16.010	16.004	17.025	17.031	17.114	17.114	17.009	17.003	17.620	17.626	17.709	17.626	17.620
PAVEMENT HEIGHT	H1	mm	80	80	80	80	80	80	80	80	80	80	80	80	80	80	80	80	80	80	80	80	80	80	80
DECK PLATE	H2	mm	16	16	16	16	16	16	16	16	16	16	16	16	16	16	16	16	16	16	16	16	16	16	
GIRDER HEIGHT	H3	mm	2700	2706	2700	2700	2706	2700	2700	2706	2700	2706	2700	2700	2706	2700	2700	2706	2700	2700	2706	2700	2706	2700	
BOTTOM FLANGE	H4	mm	10	10	10	10	14	14	15	15	14	14	25	25	52	52	27	28	57	57	12	12	10	10	
SOLE PLATE	H5	mm	39	39	39	39	39	39	38	38	38	38	38	38	43	43	43	43	43	43	37	37	37	37	
BEARING HEIGHT	H6	mm	534	534	534	534	534	534	484	484	484	484	484	484	509	509	509	509	509	509	527	527	527	527	
MORTAR	H7	mm	30	30	35	35	86	92	44	44	35	35	81	81	45	45	39	38	18	18	97	97	38	38	
BRIDGE SEAT	H8	mm	226	220	220	100	0	0	120	120	220	220	0	0	0	0	120	120	0	0	0	0	150	150	
DRAINAGE INCLINE	H9	mm	20	26	110	230	55	49	30	30	30	30	30	30	30	30	30	30	30	51	51	51	51	51	
STRUCTURAL HEIGHT	H	mm	3655	3661	3744	3744	3530	3524	3527	3533	3617	3617	3460	3454	3475	3481	3564	3564	3459	3453	3520	3526	3609	3609	
TOP OF PIER HEIGHT	Z2	m	11.059	11.059	11.059	11.059	11.059	11.059	12.550	12.550	12.550	12.550	12.550	12.550	13.550	13.550	13.550	13.550	13.550	14.100	14.100	14.100	14.100	14.100	

COORDINATES OF SUPERSTRUCTURE (2)

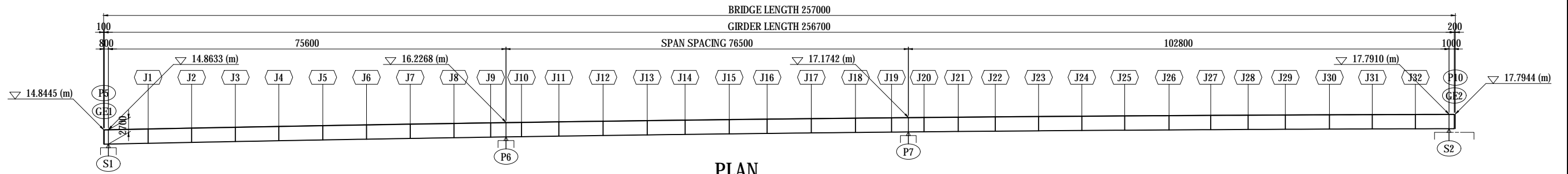
		P5	GE1	S1	NOSE	C1	C2	C3	C4	C5	C6	C7	P6	C8	C9	C10	C11	C12
LL1	X	1857658.3318	1857658.4114	1857659.0487	1857660.7349	1857666.5134	1857674.1618	1857681.8373	1857689.5396	1857697.2687	1857705.0244	1857712.8064	1857720.4499	1857728.2423	1857736.1846	1857744.1531	1857752.1476	1857760.1680
	Y	205372.8955	205372.8350	205372.3514	205371.0738	205366.7164	205369.9991	205355.3181	205349.6736	205344.0658	205338.4948	205332.9607	205327.5789	205322.1468	205316.6663	205311.2239	205305.8198	205300.4542
	Z	14.6375	14.6396	14.6562	14.6999	14.8470	15.0351	15.2165	15.3912	15.5591	15.7204	15.8750	16.0198	16.1604	16.2964	16.4256	16.5479	16.6633
STL	X	1857658.3620	1857658.4417	1857659.0789	1857660.7650	1857666.5434	1857674.1916	1857681.8669	1857689.5691	1857697.2980	1857705.0534	1857712.8353	1857720.4786	1857728.2708	1857736.2129	1857744.1812	1857752.1755	1857760.1957
	Y	205372.9353	205372.8748	205372.3912	205371.1136	205366.7564	205369.1039	205355.3583	205349.7160	205344.1064	205338.5355	205333.0015	205327.6199	205322.1879	205316.7075	205311.2653	205305.8613	205300.4959
	Z	14.6385	14.6406	14.6572	14.7009	14.8480	15.0361	15.2175	15.3922	15.5601	15.7214	15.8760	16.0208	16.1614	16.2974	16.4266	16.5489	16.6643
LL2	X	1857658.6946	1857658.7742	1857659.4115	1857661.0970	1857666.8738	1857674.5199	1857682.1931	1857689.8931	1857697.6199	1857705.3732	1857713.1529	1857720.7942	1857728.5843	1857736.5242	1857744.4903	1857752.4824	1857760.5004
	Y	205373.3733	205373.3129	205372.8293	205371.5522	205367.1962	205361.4805	205355.8012	205350.1584	205344.5523	205338.9829	205333.4505	205328.0703	205322.6398	205317.1609	205311.7202	205306.3177	205300.9537
	Z	14.6495	14.6516	14.6682	14.7119	14.8590	15.0471	15.2285	15.4032	15.5711	15.7324	15.8870	16.0318	16.1724	16.3084	16.4376	16.5599	16.6753
GIUL	X	1857659.1481	1857659.2278	1857659.8651	1857661.5496	1857667.3243	1857674.9675	1857682.6378	1857690.3350	1857698.0589	1857705.8094	1857713.5861	1857721.2246	1857729.0117	1857737.9487	1857744.9118	1857752.9010	1857760.9159
	Y	205373.9707	205373.9102	205373.4266	205372.1502	205367.7958	205362.0823	205356.4051	205350.7644	205345.1604	205339.5931	205334.0627	205328.6846	205323.2561	205317.7792	205312.3405	205306.9401	205301.5781
	Z	14.6645	14.6666	14.6832	14.7269	14.8740	15.0621	15.2435	15.4182	15.5861	15.7474	15.9020	16.0468	16.1874	16.3234	16.4526	16.5749	16.6903
GIIL	X	1857660.0552	1857660.1348	1857660.7721	1857662.4549	1857668.2252	1857675.8628	1857683.5273	1857691.2188	1857698.9369	1857706.6816	1857714.4526	1857722.0853	1857729.8666	1857737.7976	1857745.7548	1857753.7380	1857761.7470
	Y	205375.1654	205375.1049	205374.6213	205373.3462	205368.9951	205363.2858	205357.6129	205351.9764	205346.3766	205340.8135	205335.2872	205329.9130	205324.4887	205319.0159	205313.5812	205308.1848	205302.8268
	Z	14.6945	14.6966	14.7132	14.7569	14.9040	15.0921	15.2735	15.4482	15.6161	15.7774	15.9320	16.0768	16.2174	16.3534	16.4826	16.6049	16.7203
G1	X	1857660.5087	1857660.5883	1857661.2256	1857662.9075	1857668.6757	1857676.3104	1857683.9721	1857691.6607	1857699.3759	1857707.1177	1857714.8858	1857722.5156	1857730.2941	1857738.2221	1857746.1763	1857754.1565	1857762.1625
	Y	205375.7627	205375.7022	205375.2186	205373.9443	205369.5947	205363.8876	205358.2168	205352.5824	205346.9847	205341.4236	205335.8994	205330.5273	205325.1049	205319.6342	205314.2016	205308.8072	205303.4512
	Z	14.7095	14.7116	14.7282	14.7719	14.9190	15.1071	15.2885	15.4632	15.6311	15.7924	15.9470	16.0918	16.2324	16.3684	16.5036	16.6389	16.7733
G1R	X	1857660.9622	1857661.0419	1857661.6792	1857663.3601	1857669.1262	1857676.7580	1857684.4169	1857692.1026	1857699.8149	1857707.5538	1857713.3190	1857721.9460	1857730.7215	1857738.6466	1857746.5978	1857754.5751	1857762.5781
	Y	205376.3600	205376.2996	205375.8160	205374.5423	205370.1944	205364.4894	205358.8207	205353.1884	205347.5928	205342.0338	205336.5116	205331.1415	205325.7212	205320.2525	205314.8219	205309.4296	205304.0755
	Z	14.7245	14.7266	14.7433	14.7869	14.9340	15.1221	15.3035	15.4782	15.6461	15.8074	15.9620	16.1068	16.2474	16.3834	16.5126	16.6349	16.7503
G2L	X	1857661.9600	1857662.0396	1857662.6769	1857664.3559	1857670.1172	1857677.7428	1857685.3953	1857693.0747	1857700.7807	1857708.5132	1857716.2720	1857724.8928	1857733.6619	1857742.5252	1857751.2985	1857760.1288	1857769.0198
	Y	205377.6742	205377.6137	205377.1301	205375.8579	205371.5136	205365.8133	205360.1493	205354.5217	205348.9306	205343.3762	205337.8586	205332.4929	205327.0770	205321.6128	205316.1867	205310.7988	205305.4491
	Z	14.7575	14.7596	14.7763	14.8199	14.9670	15.1551	15.3365	15.5112	15.6791	15.8404	15.9950	16.1398	16.2804	16.4164	16.5456	16.6679	16.7833
G2	X	1857662.7763	1857662.8560	1857663.4933	1857665.1706	1857670.9280	1857678.5485	1857686.1959	1857693.8701	1857701.5709	1857709.2982	1857717.0518	1857724.6674	1857733.4313	1857742.2445	1857751.0592	1857759.8345	1857767.6602
	Y	205378.7494	205378.6889	205378.2053	205376.9344	205372.5930	205366.8965	205361.2363	205355.6125	205350.0252	205344.4745	205338.9606	205333.5985	205328.1863	205322.7258	205317.3033	205311.9190	205306.5730
	Z	14.7845	14.7866	14.8033	14.8469	14.9940	15.1821	15.3635	15.5382	15.7061	15.8674	16.0220	16.1668	16.3074	16.4434	16.5726	16.6949	16.8103
G2R	X	1857663.5927	1857663.6723	1857664.3096	1857665.9854	1857671.7389	1857679.3542	1857686.9964	1857694.6655	1857702.3611	1857710.0832	1857717.8315	1857725.4420	1857733.2007	1857741.0886	1857749.0426	1857757.0025	1857764.9882
	Y	205379.8246	205379.7641	205379.2805	205378.0108	205373.6723	205367.9797	205362.3233	205356.7033	205351.1197	205345.5728	205340.0626	205334.7042	205329.2956	205323.8387	205318.4199	205313.0393	205307.6969
	Z	14.8115	14.8136	14.8303	14.8739	15.0210	15.2091	15.3905	15.5652	15.7331	15.8944	16.0490	16.1938	16.3344	16.4704	16.5996	16.7219	16.8373
LR1	X	1857664.1369	1857664.2166	1857664.8538	1857666.5285	1857672.2795	1857679.8913	1857687.5302	1857695.1957	1857702.8879	1857710.6065	1857718.3514	1857725.9584	1857733.7136	1857741.6180	1857749.5484	1857757.5047	1857765.4868
	Y	205380.5414	205380.4809	205379.9973	205378.7284	205374.3919	205368.7018	205363.0480	205357.4305	205351.8494	205346.3050	205340.7973	205335.4413	205330.0351	205324.5807	205319.1643	205313.7861	205308.4461
	Z	14.8295	14.8316	14.8483	14.8919	15.0390	15.2271	15.4085	15.5832	15.7511	15.9124	16.0670	16.2118	16.3524	16.4884	16.6176	16.7399	16.8553
CL	X	1857664.5904	1857664.6701	1857665.3074	1857666.9811	1857672.7299	1857680.3390	1857687.9749	1857695.6376	1857703.3269	1857711.0426	1857718.7846	1857726.3888	1857734.1411	1857742.0425	1857749.9699	1857757.9233	1857765.9023
	Y	205381.1387	205381.0783	205380.5947	205379.3264	205374.9915	205369.3036	205363.6519	205358.0365	205352.4575	205346.9152	205341.4095	205336.0555	205330.6514	205325.1990	205319.7847	205314.4085	205309.0705
	Z	14.8445	14.8466	14.8633	14.9069	15.0540	15.2421	15.4235	15.5982	15.7661	15.9274	16.0820	16.2268	16.3674	16.5024	16.6326	16.7549	16.8703
RL1	X	1857665.0440	1857665.1236	1857665.7609	1857667.4338	1857673.1804	1857680.7866	1857688.4197	1857696.0795	1857703.7659	1857714.4787	1857721.2478	1857729.0191	1857736.7965	1857744.6669	1857752.5418	1857760.4179	1857768.2790
	Y	205381.7361	205381.6756	205381.1920	205379.9245	205375.5912	205369.9054	205364.2558	205358.6425	205353.0656	205347.5254	205342.0218	205336.6697	205331.2676	205325.8174	205320.4050	205315.0308	205309.6948
	Z	14.8295	14.8316	14.8483	14.8919	15.0390	15.2271	15.4085	15.5832	15.7511	15.9124	16.0670	16.2118	16.3524	16.4884	16.6176	16.7399	16.8553
G3L	X	1857665.5882	1857665.6678	1857666.3051	1857667.9769	1857673.7210	1857681.3237	1857688.9534	1857696.6098	1857704.2927	1857712.0021	1857719.7376	1857727.3356	1857735.0814	1857742.9763	1857750.8972	1857758.8440	1857766.8165
	Y	205382.4529	205382.3924	205381.9088	205380.6421	205376.3108	205370.6275	205364.9804	205359.3697	205353.7953	205348.2576	205342.7565	205337.4068	205332.0072	205326.5593	205321.1495	205315.7777	205310.4441
	Z	14.8115	14.8136	14.8303	14.8739	15.0210	15.2091	15.3905	15.5652	15.7331	15.8944	16.0490	16.1938	16.3344	16.4704	16.5996	16.7219	

COORDINATES OF SUPERSTRUCTURE (3)

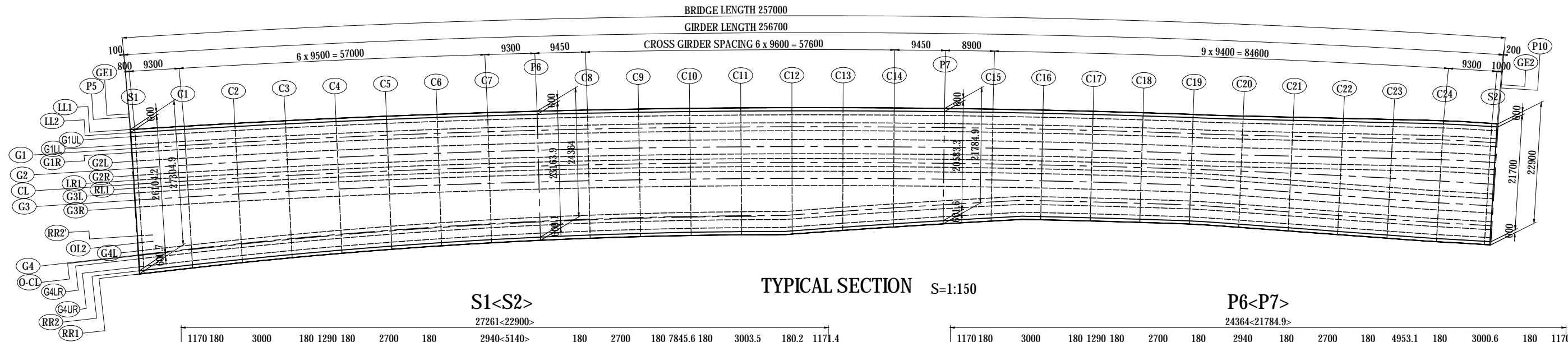
		C13	C14	P7	C15	C16	C17	C18	C19	C20	C21	C22	C23	C24	S2	GE2	P10
LL1	X	1857768.2140	1857776.2855	1857784.2556	1857791.7841	1857799.7588	1857807.7572	1857815.7792	1857823.9150	1857831.7417	1857839.7041	1857847.6681	1857855.6341	1857863.7001	1857871.9127	1857872.7784	1857872.9516
	Y	205295.1272	205289.8388	205284.6709	205279.8384	205274.7707	205269.7406	205264.7481	205259.7420	205254.9145	205249.8993	205244.8832	205239.8657	205234.8108	205229.9695	205229.4691	205229.3690
	Z	16.7719	16.8737	16.9672	17.0491	17.1293	17.2029	17.2700	17.3311	17.3835	17.4308	17.4715	17.5057	17.5346	17.5620	17.5648	17.5654
STL	X	1857768.2415	1857776.3128	1857784.2827	1857791.8110	1857799.7855	1857807.7837	1857815.8055	1857823.9406	1857831.7683	1857839.7307	1857847.6948	1857855.6608	1857863.7263	1857871.9377	1857872.8035	1857872.9766
	Y	205295.1689	205289.8807	205284.7130	205279.8805	205274.8130	205269.7830	205264.7906	205259.7850	205254.9568	205249.9416	205244.9255	205239.9080	205234.8534	205229.9128	205229.5123	205229.4122
	Z	16.7729	16.8747	16.9682	17.0501	17.1303	17.2039	17.2710	17.3321	17.3845	17.4318	17.4725	17.5067	17.5356	17.5630	17.5658	17.5664
LL2	X	1857768.5440	1857776.6131	1857784.5808	1857792.1071	1857800.0794	1857808.0754	1857816.0950	1857824.2223	1857832.0614	1857840.0238	1857847.9879	1857855.9539	1857864.0139	1857872.2130	1857873.0787	1857873.2519
	Y	205295.6282	205290.3415	205285.1751	205280.3440	205275.2779	205270.2492	205265.2583	205260.2574	205255.4222	205250.4070	205245.3909	205240.3734	205235.3222	205230.4890	205229.9885	205229.8884
	Z	16.7839	16.8857	16.9792	17.0611	17.1413	17.2149	17.2820	17.3430	17.3956	17.4428	17.4836	17.5178	17.5466	17.5740	17.5768	17.5774
G1UL	X	1857768.9566	1857777.0227	1857784.9874	1857792.5108	1857800.4801	1857808.4732	1857816.4898	1857824.6064	1857832.4611	1857840.4235	1857848.3876	1857856.3536	1857864.4061	1857872.5883	1857873.4541	1857873.6272
	Y	205296.2546	205290.9698	205285.8054	205280.9761	205275.9118	205270.8851	205265.8960	205260.9015	205256.0568	205251.0416	205246.0255	205241.0080	205235.9615	205231.1383	205230.6378	205230.5377
	Z	16.7989	16.9007	16.9942	17.0761	17.1563	17.2299	17.2970	17.3580	17.4107	17.4579	17.4986	17.5329	17.5617	17.5890	17.5918	17.5924
G1LL	X	1857769.7816	1857777.8417	1857785.8005	1857793.3183	1857801.2817	1857809.2687	1857817.2793	1857825.3746	1857833.2606	1857841.6227	1857849.1870	1857857.1530	1857865.1905	1857873.3390	1857874.2047	1857874.3779
	Y	205297.5073	205292.2264	205287.0659	205282.2402	205277.1797	205272.1567	205267.1713	205262.1899	205257.3260	205252.3109	205247.2947	205242.2773	205237.2401	205232.4369	205231.9365	205231.8364
	Z	16.8289	16.9307	17.0242	17.1061	17.1863	17.2599	17.3270	17.3879	17.4408	17.4881	17.5288	17.5630	17.5918	17.6190	17.6218	17.6224
G1	X	1857770.1942	1857778.2512	1857786.2070	1857793.7220	1857801.6824	1857809.6665	1857817.6741	1857825.7587	1857833.6603	1857841.6227	1857849.5867	1857857.5528	1857865.5827	1857873.7143	1857874.5801	1857874.7532
	Y	205298.1337	205292.8548	205287.6962	205282.8722	205277.8136	205272.7925	205267.8090	205262.8341	205257.9606	205252.9455	205247.9293	205242.9119	205237.8793	205232.8862	205232.5858	205232.4857
	Z	16.8439	16.9457	17.0392	17.1211	17.2013	17.2749	17.3420	17.4028	17.4559	17.5032	17.5439	17.5781	17.6069	17.6340	17.6368	17.6374
G1R	X	1857770.6067	1857778.6607	1857786.6136	1857794.1258	1857802.0832	1857810.0643	1857818.0689	1857826.1428	1857834.0600	1857842.0224	1857849.9864	1857857.9525	1857865.9149	1857874.0897	1857874.9554	1857875.1286
	Y	205298.7600	205293.4831	205288.3264	205283.5043	205278.4476	205273.4284	205268.4467	205263.4782	205258.5952	205253.5801	205248.5639	205243.5465	205238.5186	205233.7356	205233.2351	205233.1350
	Z	16.8589	16.9607	17.0542	17.1361	17.2163	17.2899	17.3570	17.4178	17.4709	17.5182	17.5590	17.5932	17.6219	17.6490	17.6518	17.6524
G2L	X	1857771.5143	1857779.5617	1857787.5080	1857795.0140	1857802.9649	1857810.9394	1857818.9375	1857826.9879	1857834.9393	1857842.9018	1857850.8658	1857858.8318	1857866.8377	1857874.9154	1857875.7812	1857875.9543
	Y	205300.1380	205294.8654	205289.7130	205284.8948	205279.8423	205274.8272	205269.8496	205264.8954	205259.9914	205254.9762	205249.9601	205244.9426	205239.9250	205235.1641	205234.6636	205234.5635
	Z	16.8919	16.9937	17.0872	17.1691	17.2493	17.3229	17.3900	17.4506	17.5041	17.5514	17.5922	17.6264	17.6551	17.6820	17.6848	17.6854
G2	X	1857772.2568	1857780.2988	1857788.2398	1857795.7407	1857803.6863	1857811.6554	1857819.6481	1857827.6793	1857835.6588	1857843.6212	1857851.5853	1857859.5513	1857867.5437	1857875.5911	1857876.4568	1857876.6300
	Y	205301.2654	205295.9964	205290.8474	205286.0325	205280.9834	205275.9717	205270.9974	205266.0549	205261.1337	205256.1185	205251.1024	205246.0849	205241.0757	205236.3328	205235.8324	205235.7323
	Z	16.9189	17.0207	17.1142	17.1961	17.2763	17.3499	17.4170	17.4775	17.5312	17.5786	17.6193	17.6535	17.6822	17.7090	17.7118	17.7124
G2R	X	1857772.9994	1857781.0360	1857789.9716	1857796.4675	1857804.4076	1857812.3714	1857820.3587	1857828.3707	1857836.3783	1857844.3407	1857852.3048	1857860.2708	1857868.2497	1857876.2667	1857877.1324	1857877.3056
	Y	205302.3929	205297.1274	205291.9819	205287.1702	205282.1245	205277.1161	205272.1453	205267.2144	205262.2780	205257.2608	205252.2447	205247.2272	205242.2264	205237.5016	205237.0012	205236.9011
	Z	16.9459	17.0477	17.1412	17.2231	17.3033	17.3769	17.4440	17.5044	17.5584	17.6057	17.6465	17.6807	17.7093	17.7360	17.7388	17.7394
LR1	X	1857773.4944	1857781.5274	1857789.4594	1857796.9519	1857804.8885	1857812.8488	1857820.8324	1857828.8409	1857836.8449	1857844.8037	1857852.7642	1857860.7266	1857868.7018	1857876.7171	1857877.5829	1857877.7560
	Y	205303.1445	205297.8814	205292.7382	205287.9287	205282.8852	205277.8791	205272.9105	205267.9819	205263.0457	205258.0328	205253.0189	205248.0038	205243.0049	205238.2808	205237.7803	205237.6803
	Z	16.9639	17.0657	17.1592	17.2411	17.3213	17.3949	17.4620	17.5224	17.5764	17.6237	17.6645	17.6987	17.7273	17.7540	17.7568	17.7574
CL	X	1857773.9070	1857781.9369	1857789.8660	1857797.3557	1857805.2893	1857813.2465	1857821.2272	1857829.2311	1857837.2582	1857845.3081	1857853.3807	1857861.4759	1857869.5934	1857877.6429	1857878.5087	1857878.6819
	Y	205303.7708	205298.5097	205293.3684	205288.5607	205283.5192	205278.5150	205273.5482	205268.6190	205263.7275	205258.8737	205254.0579	205249.2800	205244.5402	205239.8825	205239.3820	205239.2819
	Z	16.9789	17.0807	17.1742	17.2561	17.3363	17.4099	17.4770	17.5375	17.5964	17.6495	17.6952	17.7334	17.7647	17.7910	17.7938	17.7944
RL1	X	1857774.3195	1857782.3464	1857790.2725	1857797.7594	1857805.6901	1857813.6443	1857821.6220	1857829.6250	1857837.7765	1857845.9711	1857854.1635	1857862.3541	1857870.5328	1857878.5688	1857879.4346	1857879.6077
	Y	205304.3972	205299.1380	205293.9987	205289.1928	205284.1531	205279.1508	205274.1859	205269.2619	205264.3262	205259.3792	205254.4371	205249.4960	205244.5402	205239.5825	205239.0837	205238.9836
	Z	16.9639	17.0657	17.1592	17.2411	17.3213	17.3949	17.4620	17.5224	17.5764	17.6237	17.6645	17.6987	17.7273	17.7540	17.7568	17.7574
G3L	X	1857774.8145	1857782.8379	1857790.7604	1857798.2439	1857806.1710	1857814.1217	1857822.0958	1857830.0952	1857838.2433	1857846.4342	1857854.6229	1857862.8098	1857870.9848	1857879.0192	1857879.8850	1857880.0581
	Y	205305.1488	205299.8920	205294.7550	205289.9513	205284.9139	205279.9138	205274.9511	205270.0294	205265.3526	205260.7514	205256.1513	205251.5523	205246.9361	205242.2633	205241.7628	205241.6627
	Z	16.9459	17.0477	17.1412	17.2231	17.3033	17.3769	17.4440	17.5044	17.5583	17.6057	17.6465	17.6807	17.7093	17.7360	17.7388	17.7394
G3	X	1857775.5571	1857783.5750	1857791.4922	1857798.9706	1857806.8924	1857814.8377	1857822.8064	1857830.7845	1857838.9045	1857847.0954	1857855.2841	1857863.4710	1857871.6598	1857879.6948	1857880.5606	1857880.7337
	Y	205306.2762	205301.0230	205295.8894	205291.0890	205286.0550	205281.0582	205276.0989	205271.1902	205266.5296	205261.9284	205257.3283	205252.7293	205248.1053	205243.4321	205242.9316	205242.8315
	Z	16.9189	17.0207	17.1142	17.1961	17.2763	17.3499	17.4170	17.4773	17.5311	17.5785	17.6193	17.6536	17.6823	17.7090	17.7118	17.7124
G3R	X	1857776.2996	1857784.3121	1857792.2239	1857799.6974	1857807.6137	1857815.5537	1857823.5170	1857831.4739	1857839.5657	1857847.7566	1857855.9453	1857864.1322	1857872.3347	1857880.3705	1857881.2362	1857881.4094
	Y	205307.4037	205302.1540	205297.0239	205292.2267	205287.1961	205282.2027	205277.2468	205272.3509	205267.7066	205263.1054	205258.5053	205253.9063	205249.2744	205244.6009	205244.1004	205244.0003
	Z	16.8919	16.9937	17.0872	17.1691	17.2493	17.3229	17.3900	17.4502	17.5038	17.5513	17.5922	17.626				

GENERAL VIEW OF SUPERSTRUCTURE S=1:800

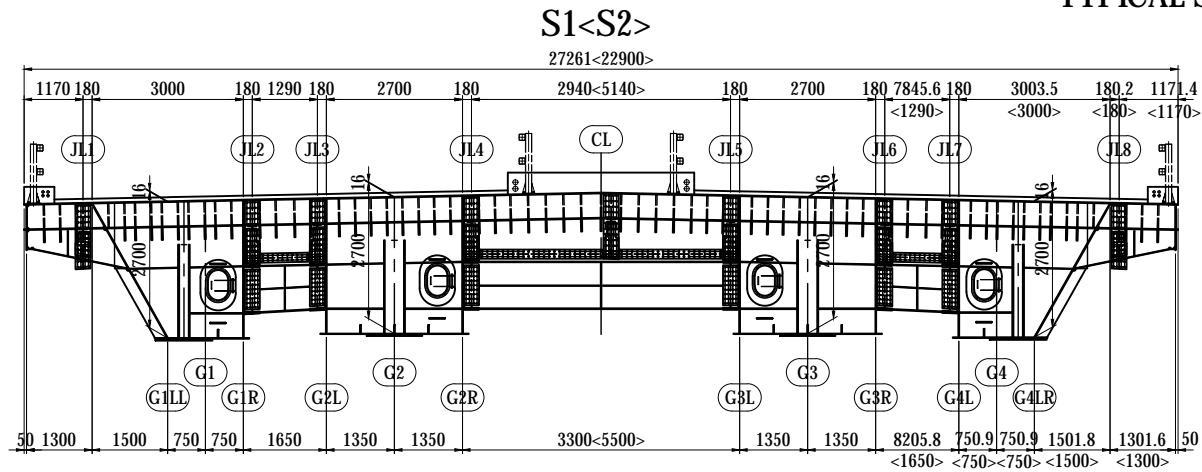
ELEVATION



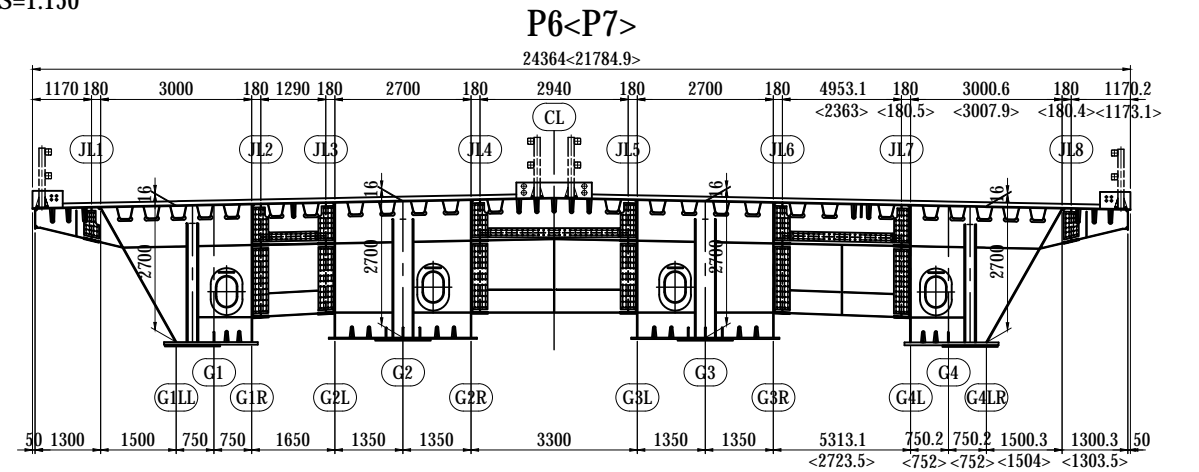
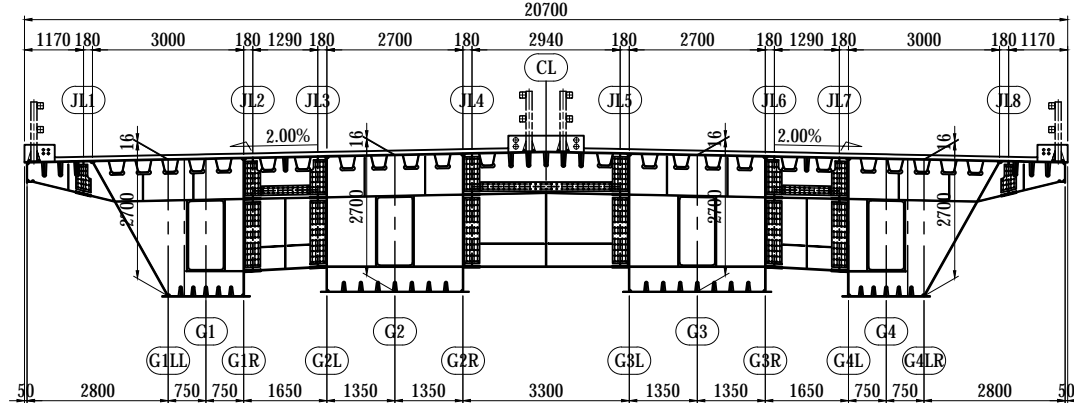
PLAN



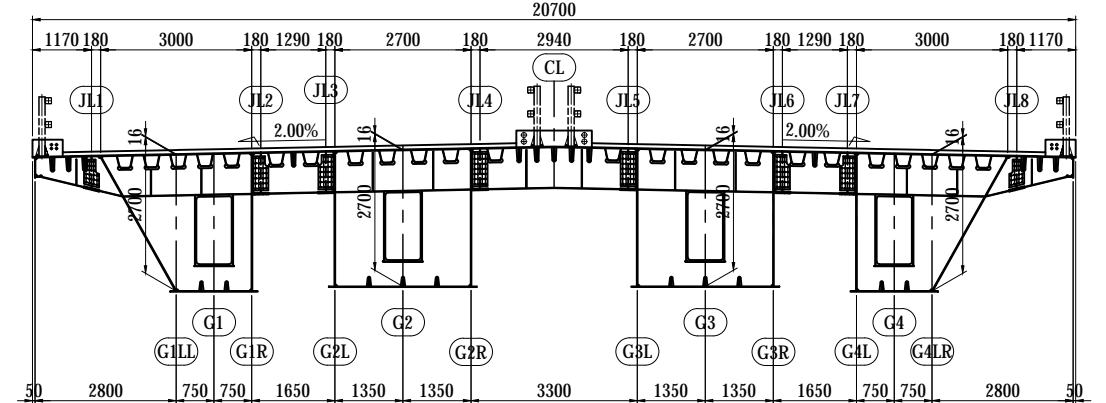
TYPICAL SECTION S=1:150



CROSS GIRDER



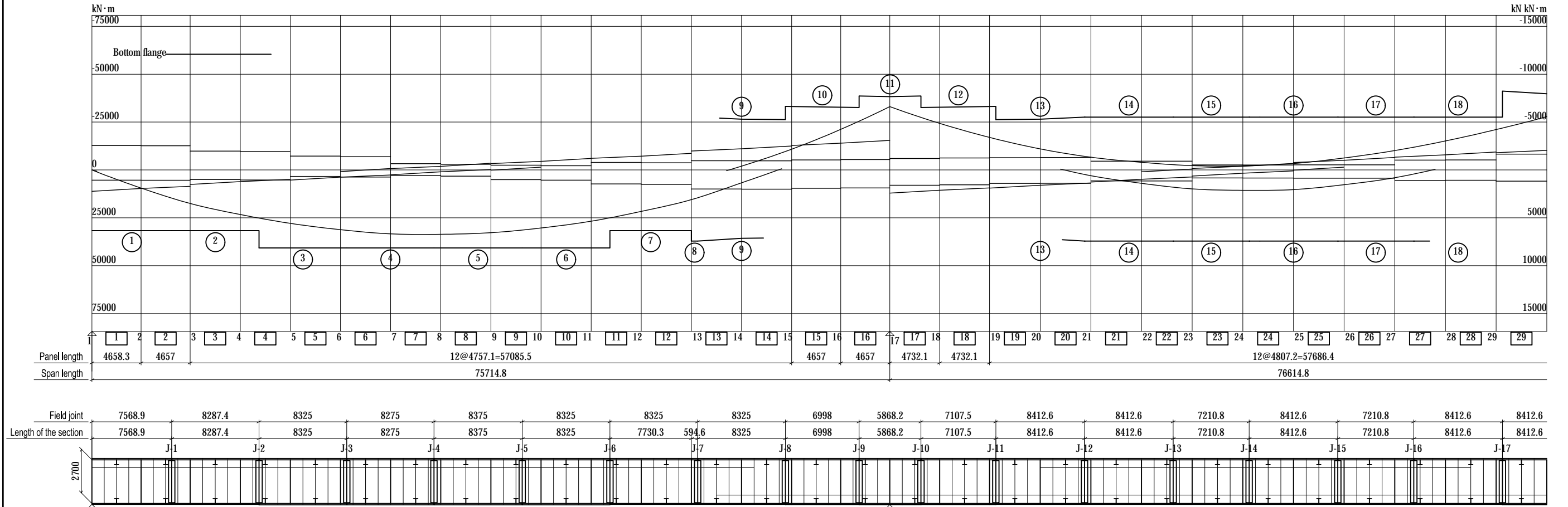
DIAPHRAGM



PROJECT NAME DETAILED DESIGN ON BAGO RIVER BRIDGE CONSTRUCTION PROJECT	FINANCED BY JAPAN INTERNATIONAL COOPERATION AGENCY	COUNTERPART REPUBLIC OF THE UNION OF MYANMAR MINISTRY OF CONSTRUCTION DEPARTMENT OF BRIDGE	JICA STUDY TEAM NIPPON KOEI CO., LTD. ORIENTAL CONSULTANTS GLOBAL CO., LTD. METROPOLITAN EXPRESSWAY COMPANY LIMITED CHODAI CO., LTD. NIPPON ENGINEERING CONSULTANTS CO., LTD.	NAME	SIGNATURE	DATE	DRAWING TITLE	PACKAGE	
				PREPARED BY	S. IMADA				29 Sept.2017
				CHECKED BY	T. HAYAKAWA				3 Oct.2017
				APPROVED BY	Y. SANO				6 Oct.2017
GENERAL VIEW OF SUPERSTRUCTURE							1	DWG No.	
								P1-SB-1011	

STRESS DIAGRAM (3) S=1:400

G2



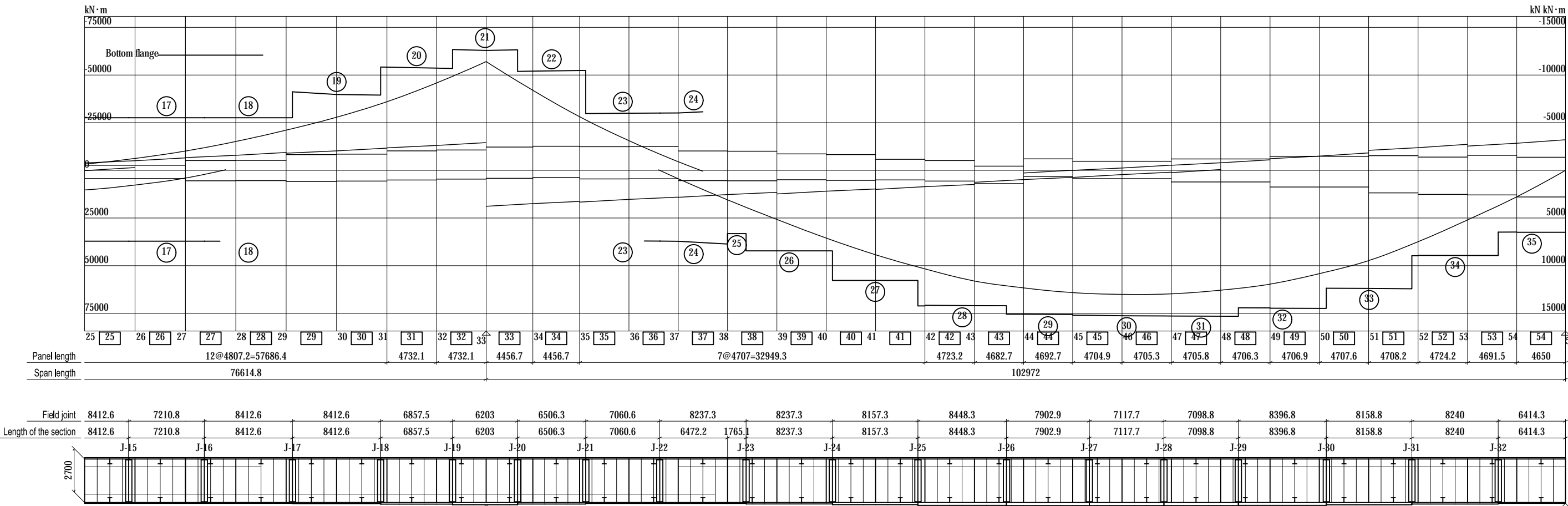
Unit: mm N/mm²

		1		2		3		4		5		6		7		8		9		10		11		12		13		14		15		16	
Section		Sec-1		Sec-2		Sec-3		Sec-4		Sec-5		Sec-6		Sec-7		Sec-7		Sec-8		Sec-9		Sec-10		Sec-11		Sec-12		Sec-13		Sec-14		Sec-15	
Deck Plate	Thickness	16, 16, 16		16, 16, 16		16, 16, 16		16, 16, 16		16, 16, 16		16, 16, 16		16, 16, 16		16, 16, 16		16, 16, 16		16, 16, 16		16, 16, 16		16, 16, 16		16, 16, 16		16, 16, 16		16, 16, 16			
	Quality	(1),(1),(1)		(1),(1),(1)		(1),(1),(1)		(1),(1),(1)		(1),(1),(1)		(1),(1),(1)		(1),(1),(1)		(1),(1),(1)		(1),(1),(1)		(1),(1),(1)		(1),(1),(1)		(1),(1),(1)		(1),(1),(1)		(1),(1),(1)		(1),(1),(1)			
Longit Rib 1	Number	6-U-Rib	6-U-Rib	6-U-Rib	6-U-Rib	6-U-Rib	6-U-Rib	6-U-Rib	6-U-Rib	6-U-Rib	6-U-Rib	6-U-Rib	6-U-Rib	6-U-Rib	6-U-Rib	6-U-Rib	6-U-Rib	6-U-Rib	6-U-Rib	6-U-Rib	6-U-Rib	6-U-Rib	6-U-Rib	6-U-Rib	6-U-Rib	6-U-Rib	6-U-Rib	6-U-Rib	6-U-Rib	6-U-Rib	6-U-Rib		
	Section	320*240*8	320*240*8	320*240*8	320*240*8	320*240*8	320*240*8	320*240*8	320*240*8	320*240*8	320*240*8	320*240*8	320*240*8	320*240*8	320*240*8	320*240*8	320*240*8	320*240*8	320*240*8	320*240*8	320*240*8	320*240*8	320*240*8	320*240*8	320*240*8	320*240*8	320*240*8	320*240*8	320*240*8	320*240*8	320*240*8		
Longit Rib 2	Number	2-PL	2-PL	2-PL	2-PL	2-PL	2-PL	2-PL	2-PL	2-PL	2-PL	2-PL	2-PL	2-PL	2-PL	2-PL	2-PL	2-PL	2-PL	2-PL	2-PL	2-PL	2-PL	2-PL	2-PL	2-PL	2-PL	2-PL	2-PL	2-PL	2-PL		
	Section	250*24	250*24	250*24	250*24	250*24	250*24	250*24	250*24	250*24	250*24	250*24	250*24	250*24	250*24	250*24	250*24	250*24	250*24	250*24	250*24	250*24	250*24	250*24	250*24	250*24	250*24	250*24	250*24	250*24	250*24		
Left Web	Height	2673	2673	2673	2673	2673	2673	2673	2673	2673	2673	2673	2673	2673	2673	2673	2673	2673	2673	2673	2673	2673	2673	2673	2673	2673	2673	2673	2673	2673	2673		
	Thickness	14(3)		14(3)		14(3)		14(3)		14(3)		14(3)		14(3)		14(3)		14(3)		14(3)		14(3)		14(3)		14(3)		14(3)		14(3)			
Right Web	Height	2727	2727	2727	2727	2727	2727	2727	2727	2727	2727	2727	2727	2727	2727	2727	2727	2727	2727	2727	2727	2727	2727	2727	2727	2727	2727	2727	2727	2727	2727		
	Thickness	14(3)		14(3)		14(3)		14(3)		14(3)		14(3)		14(3)		14(3)		14(3)		14(3)		14(3)		14(3)		14(3)		14(3)		14(3)			
Bottom flange	Number	3		3		3		3		3		3		7		7		7		7		7		7		7		7					
	Width	170		170		170		170		170		170		170		170		170		170		170		170		170		170					
	Thickness	17(3)		17(3)		17(3)		17(3)		17(3)		17(3)		17(3)		17(3)		17(3)		17(3)		17(3)		17(3)		17(3)		17(3)					
Lflg W=1740 T		10(3)		10(3)		16(3)		16(3)		16(3)		10(3)		10(3)		10(3)		12(3)		14(3)		12(3)		10(3)		10(3)		10(3)					
Deck Plate		0	-50	-85	-101	-108	-108	-100	-85	-51	-48	32	86	111	111	92	54	-8	23	-8	23	-30	9	-30	9	-35	7	-35	8	-27	19		
	a	140	140	140	140	140	140	140	140	140	140	140	140	140	140	140	140	140	140	140	140	140	140	140	140	140	140	140	140	140			
	a-	140	90	55	39	32	32	40	55	89	92	108	54	99	99	48	86	132	117	132	117	110	131	110	131	105	133	105	132	113	121		
Bottom flange		0	98	167	163	174	173	162	166	88	82	-57	-142	-173	-173	-153	-96	13	-40	13	-40	51	-16	51	-16	60	-12	60	-13	46	-33		
	a	210	210	210	210	210	210	210	210	210	210	156	182	200	200	182	156	210	156	210	156	210	156	210	156	210	156	210	156	210			
	a-	210	112	43	47	36	37	48	44	122	128	99	40	27	27	29	60	197	116	197	116	159	140	159	140	150	144	150	143	164			
Web		47	40	27	18	8	8	17	27	34	40	47	53	56	44	42	35	28	28	28	28	18	18	18	18	11	11	12	12	19			
	a	120	120	120	120	120	120	120	120	120	120	120	120	120	120	120	120	120	120	120	120	120	120	120	120	120	120	120	120	120			
	Combined	0.15	0.27	0.65	0.60	0.67	0.60	0.64	0.22	0.22	0.16	0.56	0.80	0.75	0.59	0.25	0.05	0.07	0.05	0.07	0.07	0.07	0.02	0.07	0.02	0.09	0.01	0.09	0.01	0.06			
Calculated points		Left	J-1	J-2	J-3		J-4	J-5	J-6	Left	J-7	J-8	J-9	Max Left	Max Right	J-10	J-11	J-12	J-12	Left	Left	J-13	J-13	Left	Left	J-14	J-14		J-15	J-15			
Deck Plate spl											48	120				128	76			36			23							30			
Bottom flange spl			129	200	195		208	195	201																					71			

Grade
 (1):SM400
 (2):SM490
 (3):SM490Y
 (4):SM570

STRESS DIAGRAM (4) S=1:400

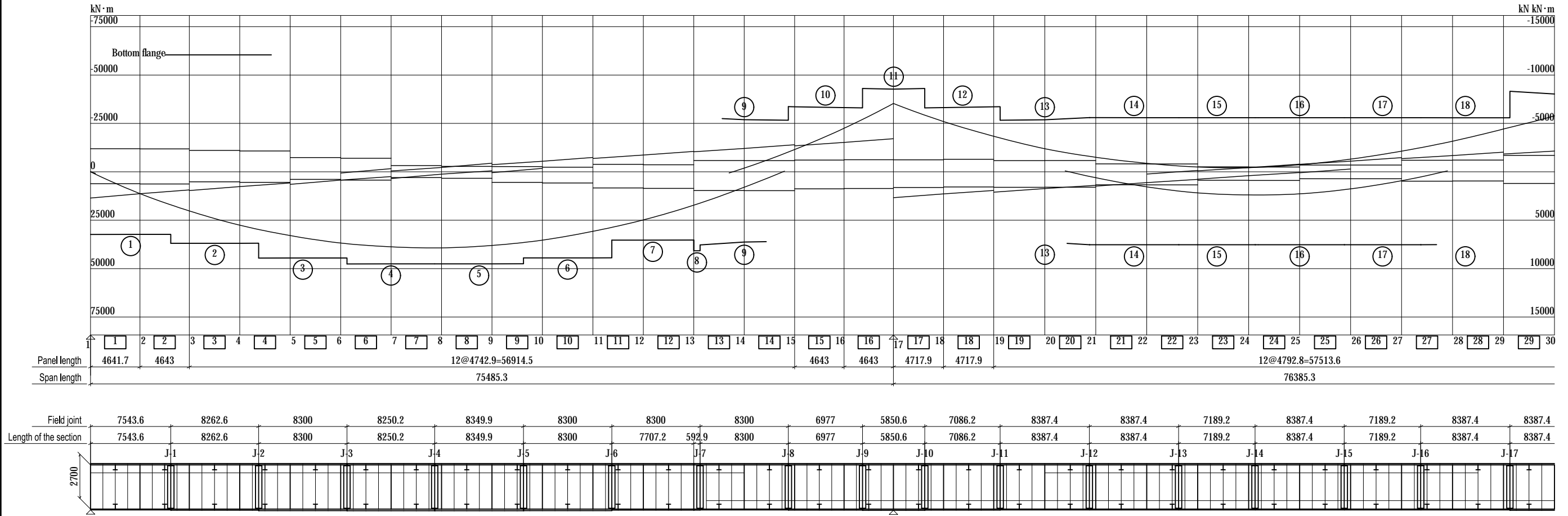
G2



		Unit: mm N/mm ²																																										
		17		18		19		20		21		22		23		24		25		26		27		28		29		30		31		32		33		34		35		Grade (1):SM400 (2):SM490 (3):SM490Y (4):SM570				
Section		Sec-16				Sec-17				Sec-18		Sec-19		Sec-20		Sec-21		Sec-22				Sec-23		Sec-24		Sec-25		Sec-26		Sec-27		Sec-28		Sec-29		Sec-30		Sec-31			Sec-32		Sec-33	
Deck Plate	Thickness	16, 16, 16		16, 16, 16		16, 16, 16		16, 16, 16		16, 16, 16		16, 16, 16		16, 16, 16		16, 16, 16		16, 16, 16				16, 16, 16		16, 16, 16		16, 16, 16		16, 16, 16		16, 16, 16		16, 16, 16		16, 16, 16		16, 16, 16		16, 16, 16			16, 16, 16			
	Quality	(1),(1),(1)		(1),(1),(1)		(1),(1),(1)		(1),(1),(1)		(1),(1),(1)		(1),(1),(1)		(1),(1),(1)		(1),(1),(1)		(1),(1),(1)				(1),(1),(1)		(1),(1),(1)		(1),(1),(1)		(1),(1),(1)		(1),(1),(1)		(1),(1),(1)		(1),(1),(1)		(1),(1),(1)		(1),(1),(1)			(1),(1),(1)			
Longit Rib 1	Number	6-U-Rib		6-U-Rib		6-U-Rib		6-U-Rib		6-U-Rib		6-U-Rib		6-U-Rib		6-U-Rib		6-U-Rib		6-U-Rib				6-U-Rib		6-U-Rib		6-U-Rib		6-U-Rib		6-U-Rib		6-U-Rib		6-U-Rib		6-U-Rib			6-U-Rib		6-U-Rib	
	Section	320*240*8		320*240*8		320*240*8		320*240*8		320*240*8		320*240*8		320*240*8		320*240*8		320*240*8		320*240*8				320*240*8		320*240*8		320*240*8		320*240*8		320*240*8		320*240*8		320*240*8		320*240*8		320*240*8		320*240*8		
Longit Rib 2	Number	2-PL		2-PL		2-PL		2-PL		2-PL		2-PL		2-PL		2-PL		2-PL		2-PL				3-PL		3-PL		4-PL		4-PL		5-PL		6-PL		6-PL		5-PL						
	Section	250*24		250*24		250*24		250*24		250*24		250*24		250*24		250*24		250*24		250*24				250*24		250*24		250*24		250*24		250*24		250*24		250*24		250*24		250*24				
Left Web	Height	2673		2673		2673		2673		2673		2673		2673		2673		2673		2673				2673		2673		2673		2673		2673		2673		2673		2673		2673				
	Thickness	14(3)		14(3)		14(3)		14(3)		14(3)		14(3)		14(3)		14(3)		14(3)		14(3)				14(3)		14(3)		14(3)		14(3)		14(3)		14(3)		14(3)		14(3)		14(3)				
Right Web	Height	2727		2727		2727		2727		2727		2727		2727		2727		2727		2727				2727		2727		2727		2727		2727		2727		2727		2727		2727				
	Thickness	14(3)		14(3)		14(3)		14(3)		14(3)		14(3)		14(3)		14(3)		14(3)		14(3)				14(3)		14(3)		14(3)		14(3)		14(3)		14(3)		14(3)		14(3)		14(3)				
Bottom flange	Number	7		7		7		7		7		7		7		7		7		7				3		3		3		3		3		3		3		3						
	Width	170		170		170		200		200		200		170		170		170		170				170		200		200		200		200		170		170		170						
	Thickness	17(3)		17(3)		17(3)		22(3)		22(3)		22(3)		17(3)		17(3)		17(3)		17(3)				17(3)		22(3)		22(3)		22(3)		22(3)		17(3)		17(3)		17(3)						
Lflg W=1740 T		10(3)		10(3)		14(3)		20(3)		27(3)		19(3)		11(3)		11(3)		11(3)		17(3)		26(3)		35(3)		38(3)		38(3)		35(3)		28(3)		18(3)		10(3)								
Deck Plate	a	-27	19	-7	39	-7	39	72	113	154	175	175	147	88	0	28	0	28	-50	-65	-116	-152	-168	-177	-170	-169	-160	-134	-99	-51	0	0	0	0	0									
	a-	140	140	140	140	140	140	140	210	210	210	210	140	140	140	140	140	140	140	90	75	24	58	42	33	40	41	50	76	41	89	140	140	140	140									
Bottom flange	a	113	121	133	101	133	101	68	97	56	35	35	63	52	140	112	140	112	90	75	24	58	42	33	40	41	50	76	41	89	140	140	140	140										
	a-	46	-33	12	-67	12	-67	-124	-177	-194	-190	-190	-189	-151	0	-48	0	-48	84	123	182	184	179	179	179	178	180	181	182	121	0	0	0	0										
Web	a	210	156	210	156	210	156	156	200	210	210	210	170	210	170	210	170	210	210	210	210	210	210	210	210	210	210	210	210	210	210	210	210	210	210	210								
	a-	164	123	198	89	198	89	32	23	16	20	20	21	19	210	122	210	122	126	87	28	26	31	31	31	32	30	29	28	89	210	210	210	210										
Web	a	19	19	27	27	27	27	36	43	51	53	67	65	62	56	56	56	56	48	47	40	31	22	14	10	12	19	32	48	57	65	65	65	65	65									
	Combined	120	120	120	120	120	120	120	120	120	120	120	120	120	120	120	120	120	120	120	120	120	120	120	120	120	120	120	120	120	120	120	120	120	120	120	120							
Calculated points		Left	Left	J-16	J-16	Left	Left	J-17	J-18	J-19	Max Left	Max Right	J-20	J-21	J-22	J-22	Left	Left	Right	J-23	J-24	J-25	J-26	J-27	J-28	J-29	J-30	J-31	J-32	Right	Right	Right	Right	Right	Right									
Deck Plate spl					53			93	148	210			203	123		39																												
Bottom flange spl				49															155	206	206	206	205			205	209	205	204	149														

STRESS DIAGRAM (5) S=1:400

G3



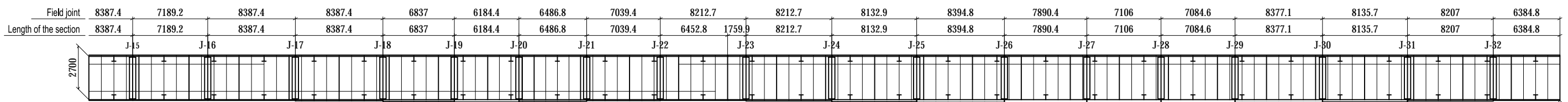
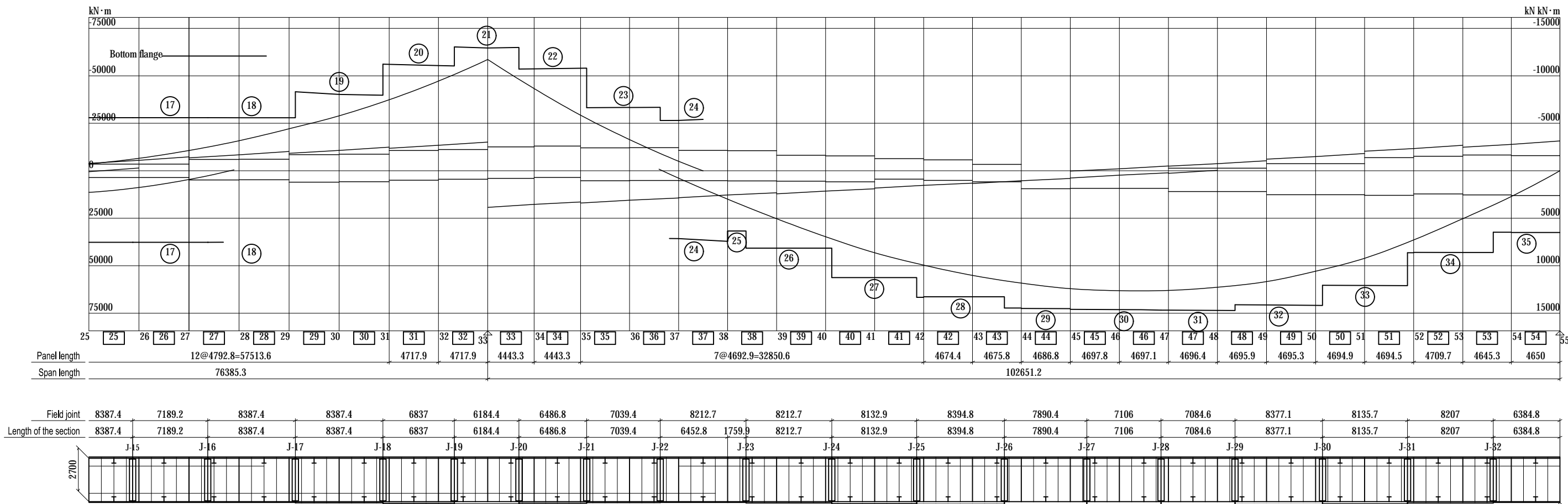
		Unit: mm N/mm ²																														
		1	2	3	4	5	6	7	8	9	10	11	12	13	14	15						16										
Section		Sec-1		Sec-2	Sec-3	Sec-4	Sec-5	Sec-6	Sec-7	Sec-7	Sec-8	Sec-9	Sec-10	Sec-11	Sec-12			Sec-13			Sec-14			Sec-15								
Deck Plate	Thickness	16, 16, 16		16, 16, 16	16, 16, 16	16, 16, 16	16, 16, 16	16, 16, 16	16, 16, 16	16, 16, 16	16, 16, 16	16, 16, 16	16, 16, 16	16, 16, 16	16, 16, 16			16, 16, 16			16, 16, 16											
	Quality	(1),(1),(3)		(1),(1),(1)	(1),(1),(1)	(1),(1),(1)	(1),(1),(1)	(1),(1),(1)	(1),(1),(1)	(1),(1),(1)	(1),(1),(1)	(1),(1),(1)	(1),(1),(1)	(1),(1),(1)	(1),(1),(1)			(1),(1),(1)			(1),(1),(1)											
Longit Rib 1	Number	7-PL	7-PL	7-PL	6-PL	6-PL	6-PL	6-PL	5-PL	5-PL	5-PL	5-PL	5-PL	5-PL	5-PL	5-PL	5-PL	5-PL	5-PL	5-PL	5-PL	5-PL	5-PL	5-PL	5-PL	5-PL	5-PL	5-PL				
	Section	250*24	250*24	250*24	250*24	250*24	250*24	250*24	250*24	250*24	250*24	250*24	250*24	250*24	250*24	250*24	250*24	250*24	250*24	250*24	250*24	250*24	250*24	250*24	250*24	250*24	250*24	250*24				
Longit Rib 2	Number	6-U-Rib	6-U-Rib	6-U-Rib	6-U-Rib	6-U-Rib	6-U-Rib	6-U-Rib	6-U-Rib	6-U-Rib	6-U-Rib	6-U-Rib	6-U-Rib	6-U-Rib	6-U-Rib	6-U-Rib	6-U-Rib	6-U-Rib	6-U-Rib	6-U-Rib	6-U-Rib	6-U-Rib	6-U-Rib	6-U-Rib	6-U-Rib	6-U-Rib	6-U-Rib	6-U-Rib				
	Section	320*240*8	320*240*8	320*240*8	320*240*8	320*240*8	320*240*8	320*240*8	320*240*8	320*240*8	320*240*8	320*240*8	320*240*8	320*240*8	320*240*8	320*240*8	320*240*8	320*240*8	320*240*8	320*240*8	320*240*8	320*240*8	320*240*8	320*240*8	320*240*8	320*240*8	320*240*8	320*240*8				
Left Web	Height	2727	2727	2727	2727	2727	2727	2727	2727	2727	2727	2727	2727	2727	2727	2727	2727	2727	2727	2727	2727	2727	2727	2727	2727	2727	2727	2727				
	Thickness	14(3)		14(3)	14(3)	14(3)	14(3)	14(3)	14(3)	14(3)	14(3)	14(3)	14(3)	14(3)	14(3)			14(3)			14(3)											
Right Web	Height	2673	2673	2673	2673	2673	2673	2673	2673	2673	2673	2673	2673	2673	2673	2673	2673	2673	2673	2673	2673	2673	2673	2673	2673	2673	2673	2673				
	Thickness	14(3)		14(3)	14(3)	14(3)	14(3)	14(3)	14(3)	14(3)	14(3)	14(3)	14(3)	14(3)	14(3)			14(3)			14(3)											
Bottom flange Vertical rib	Number	3	3	3	3	3	3	3	7	7	7	7	7	7	7			7			7											
	Thickness	17(3)		17(3)	17(3)	17(3)	17(3)	17(3)	17(3)	17(3)	17(3)	17(3)	17(3)	17(3)	22(3)			17(3)			17(3)											
Lflg W=1740 T		10(3)		13(3)	18(3)	20(3)	20(3)	18(3)	12(3)	12(3)	10(3)	12(3)	14(3)	12(3)	10(3)			10(3)			10(3)											
Deck Plate		0	-41	-72	-86	-91	-91	-86	-74	-43	-41	27	76	97	97	82	48	-6	21	-6	21	-26	8	-26	8	-32	6	-32	6	-24	16	
	a	140	140	140	140	140	140	140	140	140	140	140	140	140	140	140	140	140	140	140	140	140	140	140	140	140	140	140	140	140	140	
	a-	140	99	68	54	49	49	54	66	97	99	113	64	113	113	58	92	134	119	134	119	114	132	114	132	108	134	108	134	116	124	
Bottom flange		0	111	170	175	174	174	172	171	89	90	-60	-149	-166	-166	-161	-102	13	-45	13	-45	55	-17	55	-17	67	-13	67	-13	51	-34	
	a	210	210	210	210	210	210	210	210	210	210	156	182	200	200	182	156	210	156	210	156	210	156	210	156	210	156	210	156	210	156	
	a-	210	99	40	35	36	36	38	39	121	120	96	33	35	35	21	53	197	111	197	111	155	139	155	139	143	143	143	143	159	122	
Web		55	44	32	19	9	9	20	31	40	42	51	56	59	48	44	39	29	29	29	29	29	20	20	20	12	12	12	12	20	20	
	a	120	120	120	120	120	120	120	120	120	120	120	120	120	120	120	120	120	120	120	120	120	120	120	120	120	120	120	120	120	120	120
	Combined	0.21	0.34	0.68	0.70	0.67	0.67	0.68	0.69	0.24	0.25	0.18	0.62	0.76	0.71	0.66	0.29	0.06	0.08	0.06	0.08	0.09	0.03	0.09	0.03	0.11	0.01	0.11	0.01	0.07	0.04	
Calculated points	Left	J-1	J-2	J-3	J-4		J-5	J-6	Left	J-7	J-8	J-9	Max Left	Max Right	J-10	J-11	J-12	J-12	Left	Left	J-13	J-13	Left	Left	J-14	J-14	J-15		J-15			
Deck Plate spl												48	119			128	76			36			23			23				30		
Bottom flange spl		145	202	208					206	205			116							39			77			93				77		

Grade
 (1):SM400
 (2):SM490
 (3):SM490Y
 (4):SM570

PROJECT NAME DETAILED DESIGN ON BAGO RIVER BRIDGE CONSTRUCTION PROJECT		FINANCED BY JAPAN INTERNATIONAL COOPERATION AGENCY	COUNTERPART REPUBLIC OF THE UNION OF MYANMAR MINISTRY OF CONSTRUCTION DEPARTMENT OF BRIDGE	JICA STUDY TEAM NIPPON KOEI CO., LTD. ORIENTAL CONSULTANTS GLOBAL CO., LTD. METROPOLITAN EXPRESSWAY COMPANY LIMITED CHODAI CO., LTD. NIPPON ENGINEERING CONSULTANTS CO., LTD.	NAME PREPARED BY S. IMADA CHECKED BY T. HAYAKAWA APPROVED BY Y. SANO	SIGNATURE S. Imada T. Hayakawa Y. Sano	DATE 29 Sept.2017 3 Oct.2017 6 Oct.2017	DRAWING TITLE STRESS DIAGRAM (5)	PACKAGE 1 DWG No. P1-SB-1025
---	--	--	---	--	---	---	--	-------------------------------------	---------------------------------------

STRESS DIAGRAM (6) S=1:400

G3



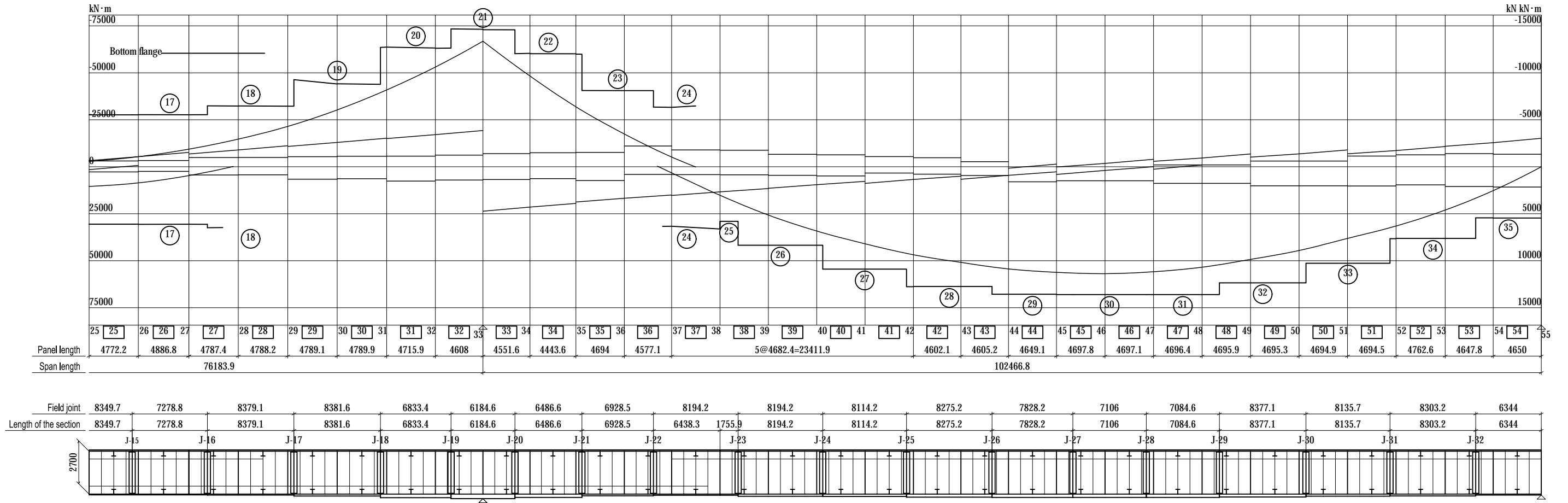
Section		17	18	19	20	21	22	23	24	25	26	27	28	29	30	31	32	33	34	35	
Deck Plate	Thickness	16, 16, 16		16, 16, 16		16, 16, 16		16, 16, 16		16, 16, 16		16, 16, 16		16, 16, 16		16, 16, 16		16, 16, 16		16, 16, 16	
	Quality	(1),(1),(1)		(1),(1),(1)		(3),(3),(3)		(3),(3),(3)		(1),(1),(1)		(1),(1),(1)		(3),(3),(3)		(3),(3),(3)		(1),(1),(1)		(1),(1),(1)	
Longit Rib 1	Number	5-PL	5-PL	4-PL	4-PL	4-PL	4-PL	3-PL	3-PL	3-PL	3-PL	2-PL	2-PL	2-PL	2-PL	3-PL	4-PL	4-PL	5-PL	5-PL	5-PL
	Section	250*24	250*24	250*24	250*24	250*24	250*24	250*24	250*24	250*24	250*24	250*24	250*24	250*24	250*24	250*24	250*24	250*24	250*24	250*24	250*24
Longit Rib 2	Number	6-U-Rib	6-U-Rib	6-U-Rib	6-U-Rib	6-U-Rib	6-U-Rib	6-U-Rib	6-U-Rib	6-U-Rib	6-U-Rib	6-U-Rib	6-U-Rib	6-U-Rib	6-U-Rib	6-U-Rib	6-U-Rib	6-U-Rib	6-U-Rib	6-U-Rib	6-U-Rib
	Section	320*240*8	320*240*8	320*240*8	320*240*8	320*240*8	320*240*8	320*240*8	320*240*8	320*240*8	320*240*8	320*240*8	320*240*8	320*240*8	320*240*8	320*240*8	320*240*8	320*240*8	320*240*8	320*240*8	320*240*8
Left Web	Height	2727	2727	2727	2727	2727	2727	2727	2727	2727	2727	2727	2727.2	2727.2	2727.2	2727.2	2727.2	2727.1	2727.1	2727	2727
	Thickness	14(3)		14(3)		14(3)		14(3)		14(3)		14(3)		14(3)		14(3)		14(3)		14(3)	
Right Web	Height	2673	2673	2673	2673	2673	2673	2673	2673	2673	2673	2673	2673	2673	2673	2672.8	2672.8	2672.8	2672.8	2672.9	2673
	Thickness	14(3)		14(3)		14(3)		14(3)		14(3)		14(3)		14(3)		14(3)		14(3)		14(3)	
Bottom flange	Number	7		7		7		7		7		3		3		3		3		3	
	Thickness	17(3)		17(3)		17(3)		22(3)		22(3)		17(3)		17(3)		22(3)		22(3)		17(3)	
Lflg W=1740 T		10(3)		10(3)		14(3)		21(3)		28(3)		20(3)		12(3)		10(3)		16(3)		25(3)	
Deck Plate		-24	16	-7	34	-7	34	64	105	144	165	165	141	87	30	-49	-64	-114	-147	-168	-172
	a	140	140	140	140	140	140	140	210	210	210	210	210	140	140	140	140	210	210	210	210
Bottom flange		116	124	133	106	133	106	76	105	66	45	45	69	53	110	91	76	26	63	42	38
	a	210	156	210	156	210	156	156	200	210	210	210	182	156	210	210	210	210	210	210	210
Web		159	122	195	86	195	86	28	18	17	20	20	21	31	102	126	85	25	28	27	30
	a	20	20	28	28	28	28	36	44	51	54	67	65	62	57	49	48	39	29	22	19
Web		120	120	120	120	120	120	120	120	120	120	120	120	120	120	120	120	120	120	120	120
	Combined	0.07	0.04	0.05	0.14	0.05	0.14	0.42	0.82	0.95	0.95	1.03	0.99	0.66	0.22	0.25	0.43	0.82	0.77	0.74	0.72
Calculated points		Left	Left	J-16	J-16	Left	Left	J-17	J-18	J-19	Max Left	Max Right	J-20	J-21	J-22	Right	J-23	J-24	J-25	J-26	
Deck Plate spl					53			93	145	199			193	123	45						
Bottom flange spl				53												158	209	204	208	207	209

Unit: mm N/mm²

- Grade (1):SM400
- (2):SM490
- (3):SM490Y
- (4):SM570

STRESS DIAGRAM (8) S=1:400

G4

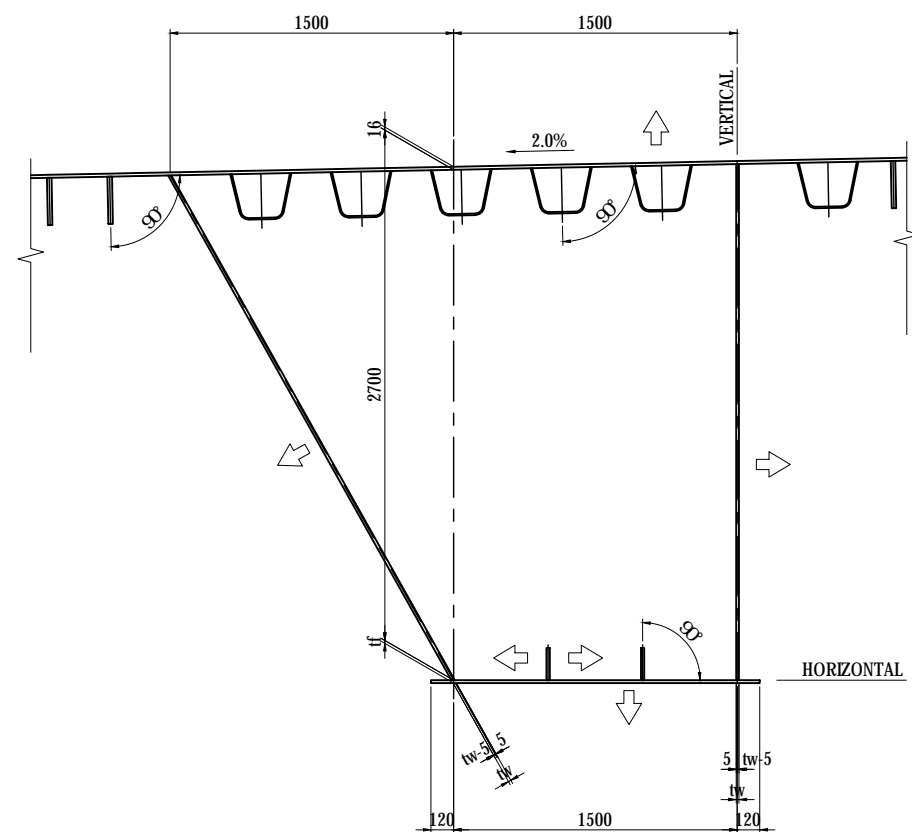


		Unit: mm N/mm ²																																																																											
Section		17				18				19				20				21				22				23				24				25				26				27				28				29				30				31				32				33				34				35			
		Sec-16				Sec-17				Sec-18				Sec-19				Sec-20				Sec-21				Sec-22				Sec-23				Sec-24				Sec-25				Sec-26				Sec-27				Sec-28				Sec-29				Sec-30				Sec-31				Sec-32				Sec-33							
Deck Plate	Thickness	16, 16, 16				16, 16, 16				16, 16, 16				16, 16, 16				16, 16, 16				16, 16, 16				16, 16, 16				16, 16, 16				16, 16, 16				16, 16, 16				16, 16, 16				16, 16, 16				16, 16, 16				16, 16, 16				16, 16, 16				16, 16, 16															
	Quality	(1),(1),(1)				(1),(1),(1)				(3),(3),(3)				(3),(3),(3)				(3),(3),(3)				(1),(1),(1)				(1),(1),(1)				(3),(3),(3)				(3),(3),(3)				(3),(3),(3)				(3),(3),(3)				(3),(3),(3)				(1),(1),(1)				(1),(1),(1)																							
Longit Rib 1	Number	6-PL		8-PL		8-PL		7-PL		6-PL		5-PL		6-PL		4-PL		4-PL		6-U-Rib		6-U-Rib		6-U-Rib		6-U-Rib		6-U-Rib		6-U-Rib		6-U-Rib		6-U-Rib		6-U-Rib		6-U-Rib		6-U-Rib		6-U-Rib		6-U-Rib																																	
	Section	250*24		250*24		250*24		250*24		250*24		250*24		250*24		250*24		250*24		320*240*8		320*240*8		320*240*8		320*240*8		320*240*8		320*240*8		320*240*8		320*240*8		320*240*8		320*240*8		320*240*8		320*240*8		320*240*8																																	
Longit Rib 2	Number	6-U-Rib		6-U-Rib		6-U-Rib		6-U-Rib		6-U-Rib		6-U-Rib		6-U-Rib		6-U-Rib		6-U-Rib		3-PL		3-PL		3-PL		3-PL		3-PL		3-PL		3-PL		3-PL		3-PL		3-PL		3-PL		3-PL		3-PL																																	
	Section	320*240*8		320*240*8		320*240*8		320*240*8		320*240*8		320*240*8		320*240*8		320*240*8		320*240*8		250*24		250*24		250*24		250*24		250*24		250*24		250*24		250*24		250*24		250*24		250*24		250*24		250*24																																	
Left Web	Height	2730		2730		2728.7		2728.7		2728.7		2728.7		2728.9		2729.6		2730		2730		2730		2730		2730.2		2730.2		2730.2		2730.2		2730.2		2730.1		2730.1		2730		2730																																			
	Thickness	15(3)		15(3)		15(3)		17(3)		17(3)		17(3)		17(3)		15(3)		15(3)		15(3)		17(4)		17(4)		17(4)		17(4)		17(4)		17(4)		17(4)		17(4)		15(3)		15(3)																																					
Right Web	Height	3062.5		3062.5		3063.7		3063.7		3063.7		3063.6		3063.5		3063.5		3063.5		3062.8		3062.5		3062.5		3062.5		3062.3		3062.3		3062.3		3062.3		3062.3		3062.4		3062.5		3062.5																																			
	Thickness	15(3)		15(3)		15(3)		17(3)		17(3)		17(3)		17(3)		15(3)		15(3)		15(3)		17(4)		17(4)		17(4)		17(4)		17(4)		17(4)		17(4)		15(3)		15(3)																																							
Bottom flange	Number	5				5				5				5				5				2				2				2				2				2				2				2																															
	Width	170				170				200				200				170				170				200				200				200				200				200				170																															
	Thickness	17(3)				17(3)				22(3)				22(3)				17(3)				17(3)				22(3)				22(4)				22(4)				22(4)				22(3)				17(3)																															
Ldg W=1740 T		10(3)				12(3)				24(3)				45(7)				57(7)				42(7)				21(3)				14(3)				14(3)				27(3)				29(4)				38(4)				42(8)				42(8)				36(4)				26(4)				23(3)				12(3)							
Deck Plate		-24	14	-7	29	-7	29	61	106	147	169	174	146	92	32	-50	-65	-108	-139	-154	-163	-164	-162	-153	-134	-102	-58	0																																																	
	a	140	140	140	140	140	140	140	210	210	210	210	210	140	140	140	140	140	210	210	210	210	210	210	210	210	210	210	210	210	210	210	210	210	210	210	210	210	210	210	210	210	210	210	210	210	210	210	210	210																											
	a-	116	126	133	111	133	111	79	104	63	41	36	64	48	108	90	75	32	71	56	47	46	48	57	76	38	82	140																																																	
Bottom flange		61	-34	19	-77	18	-73	-146	-189	-191	-192	-192	-188	-155	-64	96	140	177	216	213	212	213	210	215	217	178	129	0																																																	
	a	210	190	210	190	210	210	210	210	210	210	210	210	210	210	210	210	210	210	210	210	255	255	255	255	255	255	255	255	255	255	255	255	255	255	255	255	255	255	255	255	255	255	255	255	255	255	255	255																												
	a-	149	156	191	113	192	137	64	21	19	18	18	22	55	146	114	70	33	39	42	43	42	45	40	38	32	81	210																																																	
Web		19	19	29	29	29	29	41	50	51	54	64	61	60	57	48	47	33	22	17	15	12	16	22	27	35	47	57																																																	
	a	120	120	120	120	120	120	120	120	120	120	120	120	120	120	120	120	120	120	120	120	120	120	120	120	120	120	120	120	120	120	120	120	120	120	120	120	120	120	120	120	120	120	120	120	120	120	120	120																												
	Combined	0.09	0.04	0.06	0.16	0.06	0.14	0.53	0.89	0.90	0.92	0.98	0.94	0.67	0.22	0.27	0.49	0.73	0.71	0.68	0.67	0.67	0.66	0.70	0.73	0.75	0.42	0.22																																																	
Calculated points		Left	Left	J-16	J-16	Left	Left	J-17	J-18	J-19	Max Left	Max Right	J-20	J-21	J-22	Right	J-23	J-24	J-25	J-26	J-27	J-28	J-29	J-30	J-31	J-32	Right																																																		
DeckPlate spl										42				79				138				194				193				123				45																																											
Bottomflange spl		70																																																																											

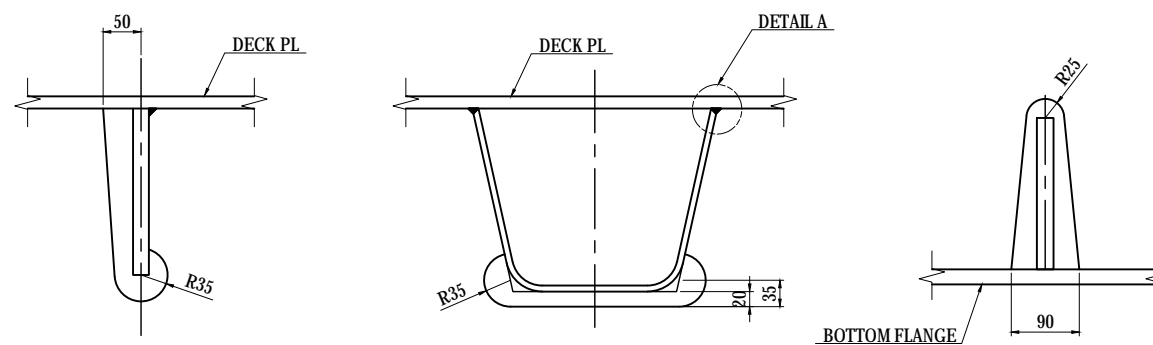
- Grade
- (1):SM400
- (2):SM490
- (3):SM490Y
- (4):SM570
- (5):SM400-H
- (6):SM490-H
- (7):SM520-H
- (8):SM570-H

COMMON DETAIL (P5-P10) (1) S=1:20

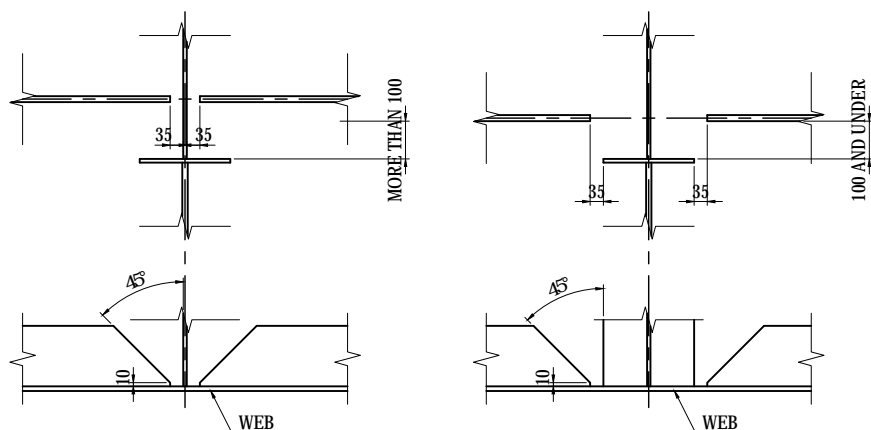
TYPICAL SECTION S=1:40



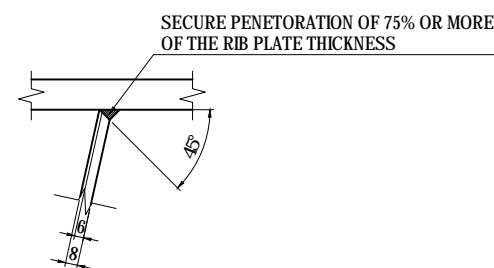
SCALLOP DETAIL S=1:10



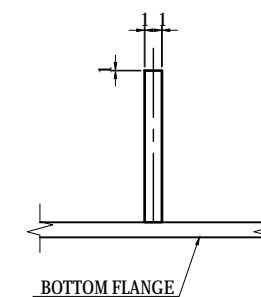
DETAIL OF HORIZONTAL STIFFENER



DETAIL A S=1:5



SLIT DETAIL S=1:10

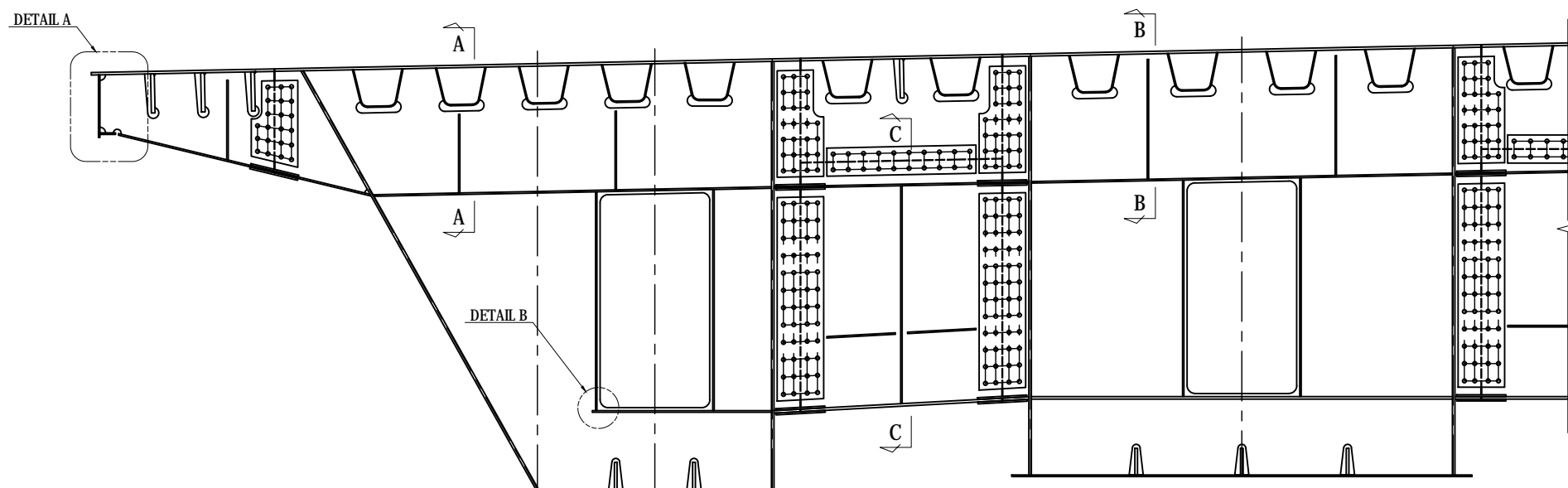


PROJECT NAME DETAILED DESIGN ON BAGO RIVER BRIDGE CONSTRUCTION PROJECT	FINANCED BY JAPAN INTERNATIONAL COOPERATION AGENCY	COUNTERPART REPUBLIC OF THE UNION OF MYANMAR MINISTRY OF CONSTRUCTION DEPARTMENT OF BRIDGE	JICA STUDY TEAM NIPPON KOEI CO., LTD. ORIENTAL CONSULTANTS GLOBAL CO., LTD. METROPOLITAN EXPRESSWAY COMPANY LIMITED CHODAI CO., LTD. NIPPON ENGINEERING CONSULTANTS CO., LTD.	NAME	SIGNATURE	DATE	DRAWING TITLE COMMON DETAIL (P5-P10) (1)	PACKAGE	
				PREPARED BY	S. IMADA			29 Sept.2017	1
				CHECKED BY	T. HAYAKAWA			3 Oct.2017	DWG No.
				APPROVED BY	Y. SANO			6 Oct.2017	P1-SB-1031

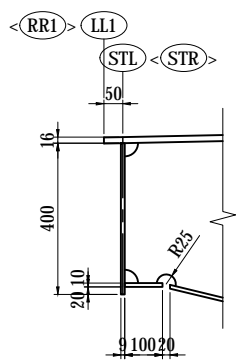
COMMON DETAIL (P5-P10) (2) S=1:20

CROSS SECTION DETAIL

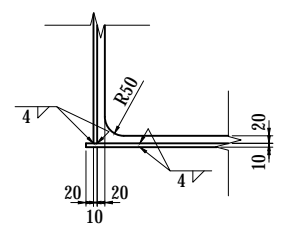
TYPICAL SECTION S=1:40



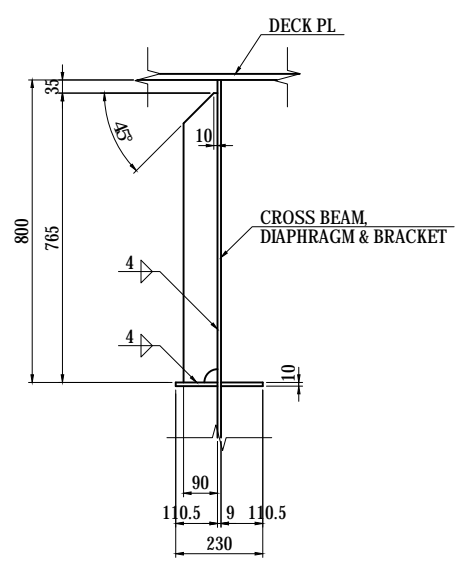
DETAIL A



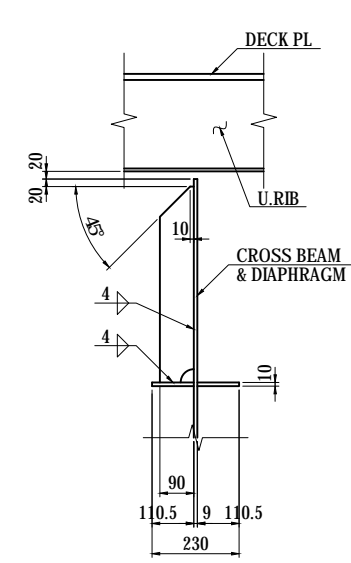
DETAIL B



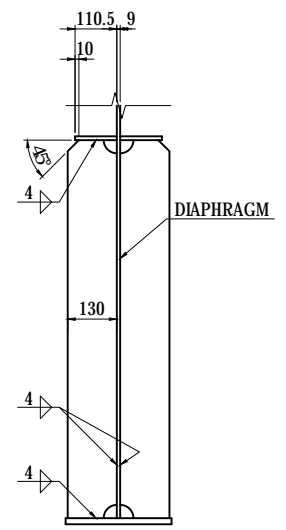
SECTION A-A



SECTION B-B



SECTION C-C



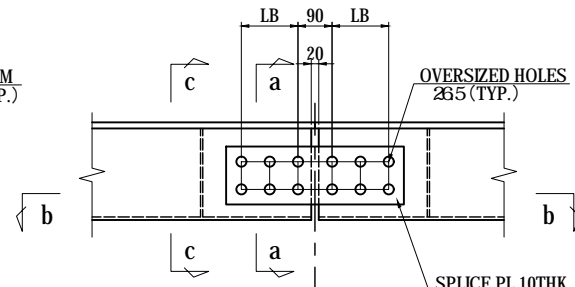
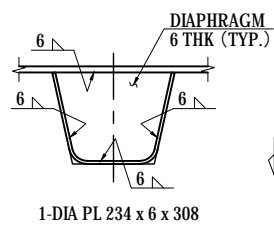
PROJECT NAME DETAILED DESIGN ON BAGO RIVER BRIDGE CONSTRUCTION PROJECT	FINANCED BY JAPAN INTERNATIONAL COOPERATION AGENCY	COUNTERPART REPUBLIC OF THE UNION OF MYANMAR MINISTRY OF CONSTRUCTION DEPARTMENT OF BRIDGE	JICA STUDY TEAM NIPPON KOEI CO., LTD. ORIENTAL CONSULTANTS GLOBAL CO., LTD. METROPOLITAN EXPRESSWAY COMPANY LIMITED CHODAI CO., LTD. NIPPON ENGINEERING CONSULTANTS CO., LTD.	NAME	SIGNATURE	DATE	DRAWING TITLE COMMON DETAIL (P5-P10) (2)	PACKAGE	
				PREPARED BY	S. IMADA			29 Sept.2017	1
				CHECKED BY	T. HAYAKAWA			3 Oct.2017	DWG No.
				APPROVED BY	Y. SANO			6 Oct.2017	P1-SB-1032

COMMON DETAIL (P5-P10) (3) S=1:20

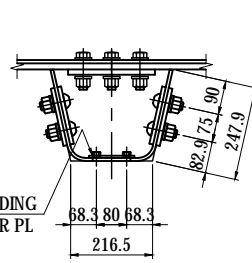
DETAIL OF JOINT

U.RIB

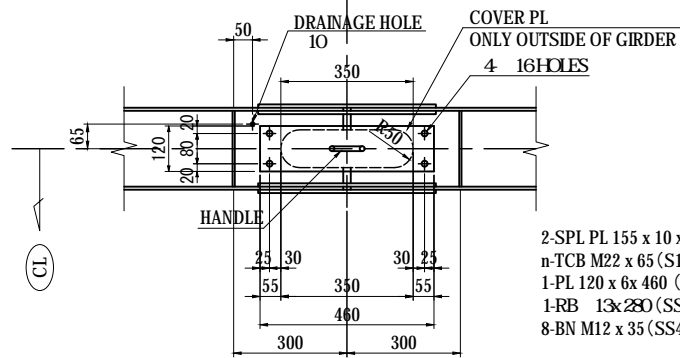
SECTION c-c



SECTION a-a



SECTION b-b

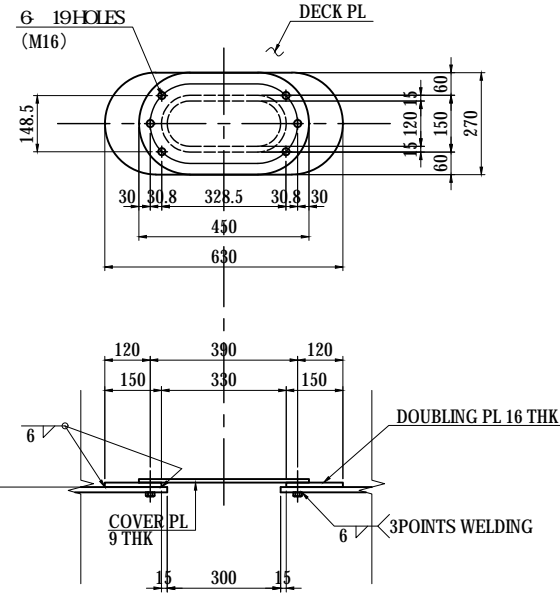


2-SPL PL 155 x 10 x LS (MATERIAL)
 n-TCB M22 x 65 (S10T)
 1-PL 120 x 6 x 460 (SS400)
 1-RB 13xø80 (SS400)
 8-BN M12 x 35 (SS400)

	LB	LS	n	MATERIAL
J1-J17,J21-J24,J31&J32	75	320	8	SS400
J18-J20&J25-J30	2x75=150	470	12	SM490YA

HANDHOLE DETAIL

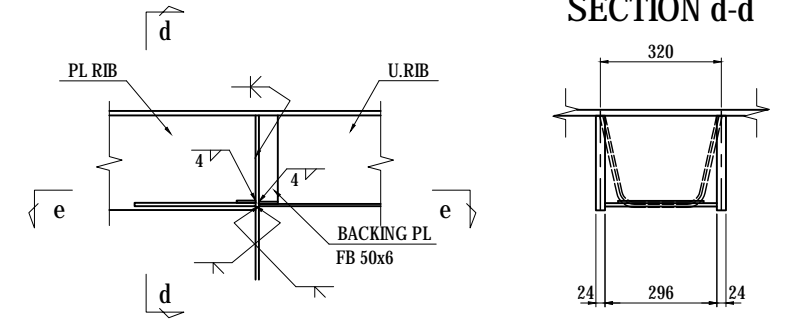
H.H (Q'ty=128)



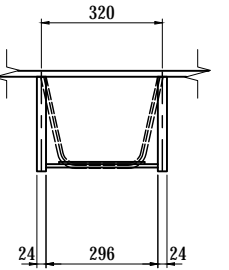
1-PL 270 x 16 x 630 (SM400A)-(SM490YA)
 1-PL 270 x 9 x 450 (SS400)
 6-BN M16 x 60 (SUS304)

TRANSITION FROM U.RIB TO PL RIB

R1 & R54

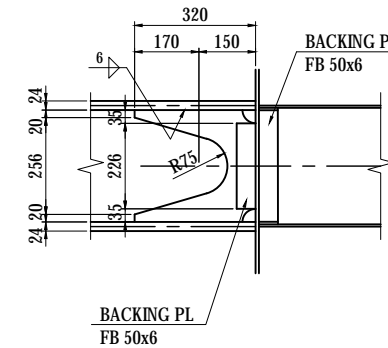


SECTION d-d

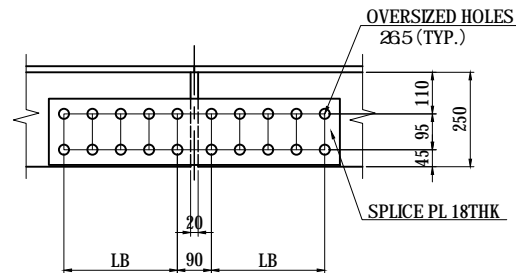


1-PL 296 x 9 x 320
 1-FB 50 x 6 x 654 (SS400)
 1-FB 50 x 6 x 226 (SS400)

SECTION e-e



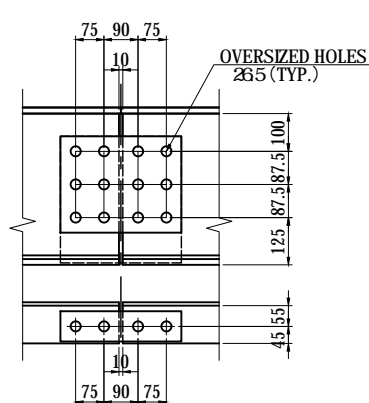
PL RIB



2-SPL PL 175 x 18 x LS (MATERIAL)
 n-TCB M22 x 95 (S10T)

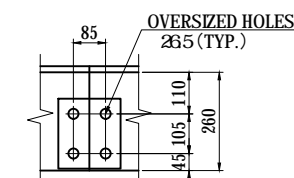
	LB	LS	n	MATERIAL
J1-J17,J21-J24,J31&J32	3x75=225	620	16	SS400
J18-J20&J25-J30	4x75=300	770	20	SM490YB

STRINGER



1-SPL PL 255 x 9 x 320 (SS400)
 1-SPL PL 335 x 16 x 320 (SS400)
 12-TCB M22 x 70 (S10T)
 2-SPL PL 80 x 9 x 320 (SS400)
 4-TCB M22 x 65 (S10T)

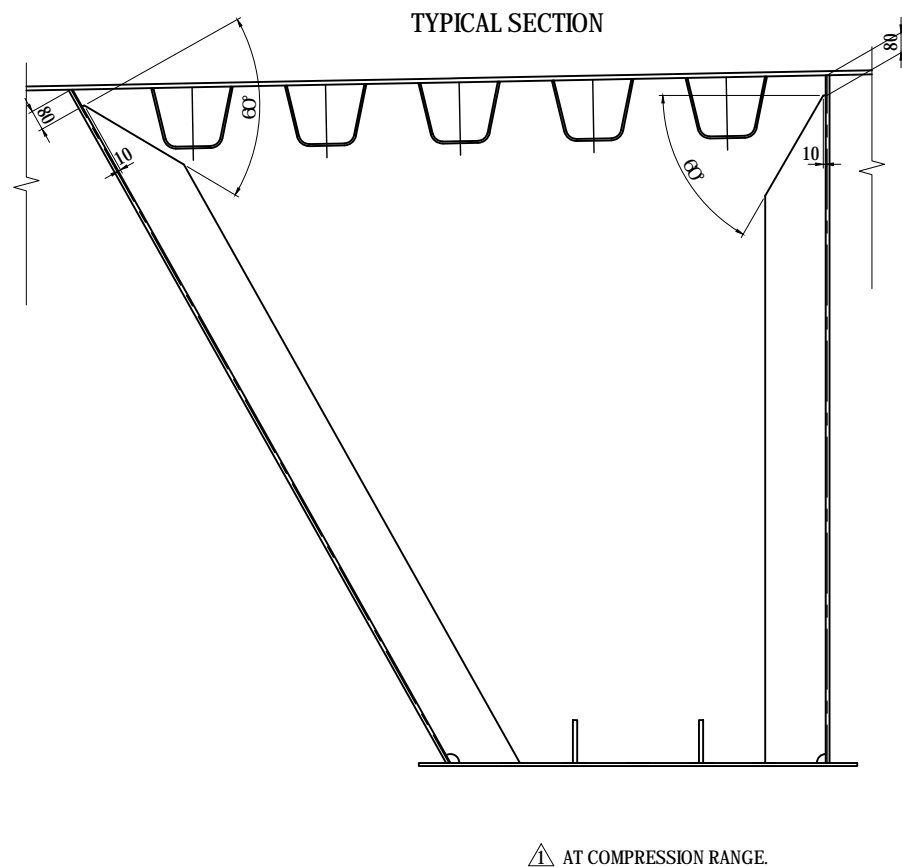
END PL



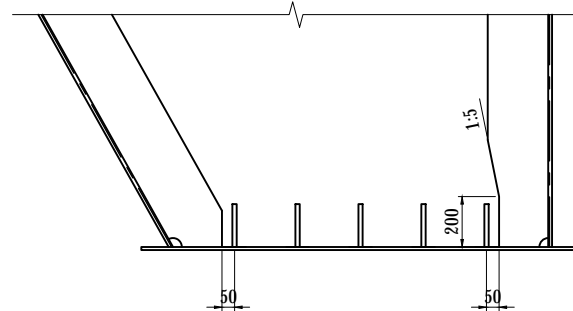
2-SPL PL 165x9x185 (SS400)
 4-TCB M22x65 (S10T)

COMMON DETAIL (P5-P10) (4) S=1:30

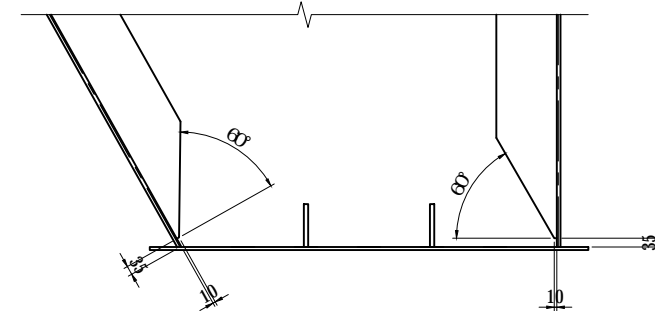
DETAIL FOR NOTCH GEOMETRY OF VERTICAL STIFFENER



△ AT COMPRESSION RANGE.

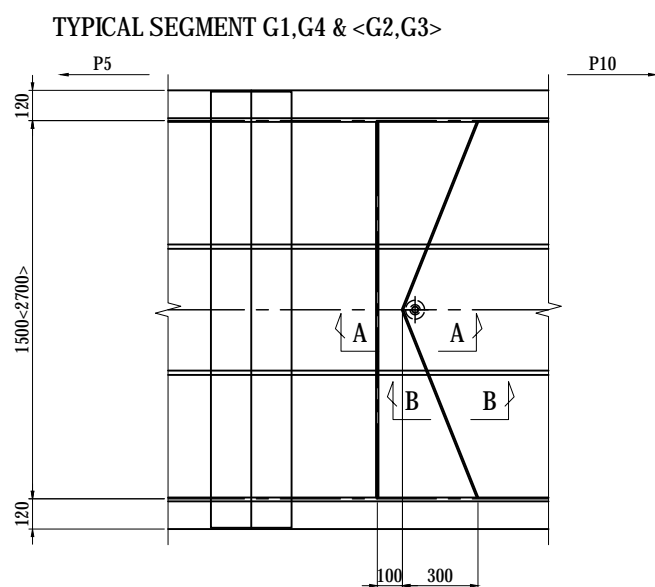


△ AT COMPRESSION RANGE.
△ RANGE OF 5 LONGITUDINAL RIBS. (G1, G4 ONLY)

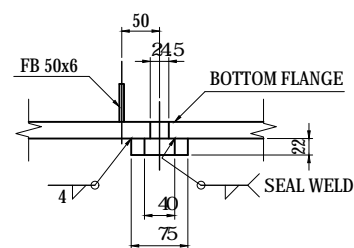


△ AT TENSION RANGE.

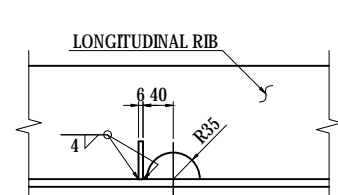
DRAINAGE DETAIL FOR BOTTOM FLANGE



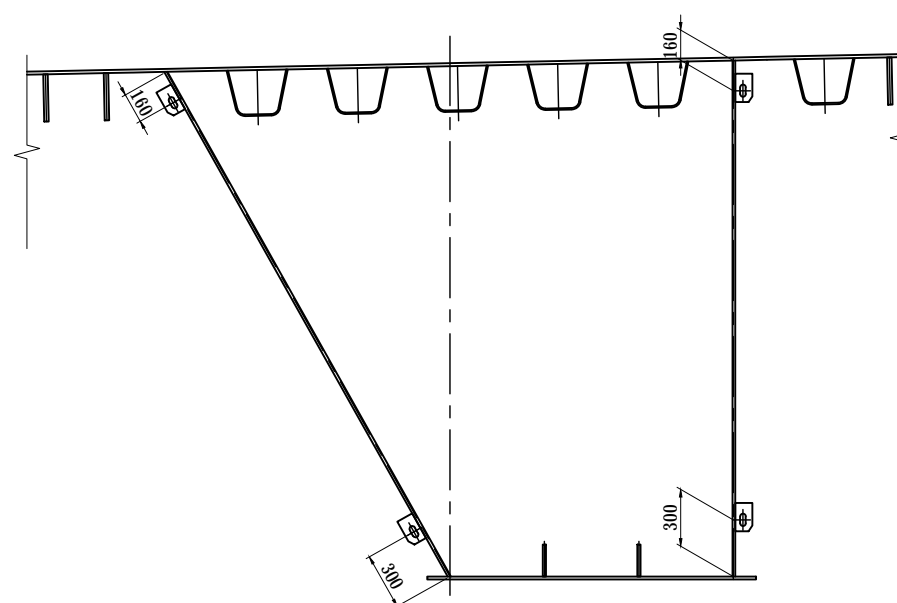
SECTION A-A S=1:10



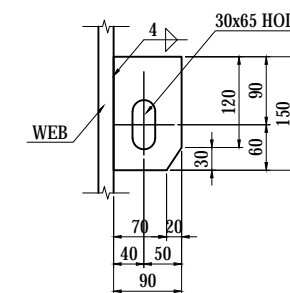
SECTION B-B S=1:10



LOCATION OF HANGER TAB S=1:40



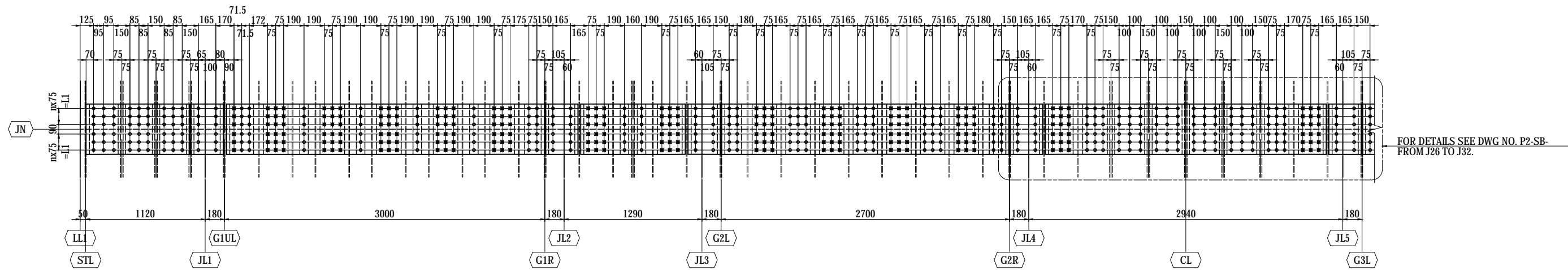
HANGER TAB DETAIL S=1:10



PROJECT NAME	FINANCED BY	COUNTERPART	JICA STUDY TEAM	NAME	SIGNATURE	DATE	DRAWING TITLE	PACKAGE
DETAILED DESIGN ON BAGO RIVER BRIDGE CONSTRUCTION PROJECT	JICA JAPAN INTERNATIONAL COOPERATION AGENCY	REPUBLIC OF THE UNION OF MYANMAR MINISTRY OF CONSTRUCTION DEPARTMENT OF BRIDGE	NIPPON KOEI CO., LTD. ORIENTAL CONSULTANTS GLOBAL CO., LTD. METROPOLITAN EXPRESSWAY COMPANY LIMITED CHODAI CO., LTD. NIPPON ENGINEERING CONSULTANTS CO., LTD.	S. IMADA	<i>S. Imada</i>	29 Sept. 2017	COMMON DETAIL (P5-P10) (4)	1
				T. HAYAKAWA	<i>T. Hayakawa</i>	3 Oct. 2017		DWG No.
				Y. SANO	<i>Y. Sano</i>	6 Oct. 2017		P1-SB-1034

COMMON DETAIL (P5-P10) (5) S=1:40

DECK PLATE SPLICE DETAIL TYPICAL



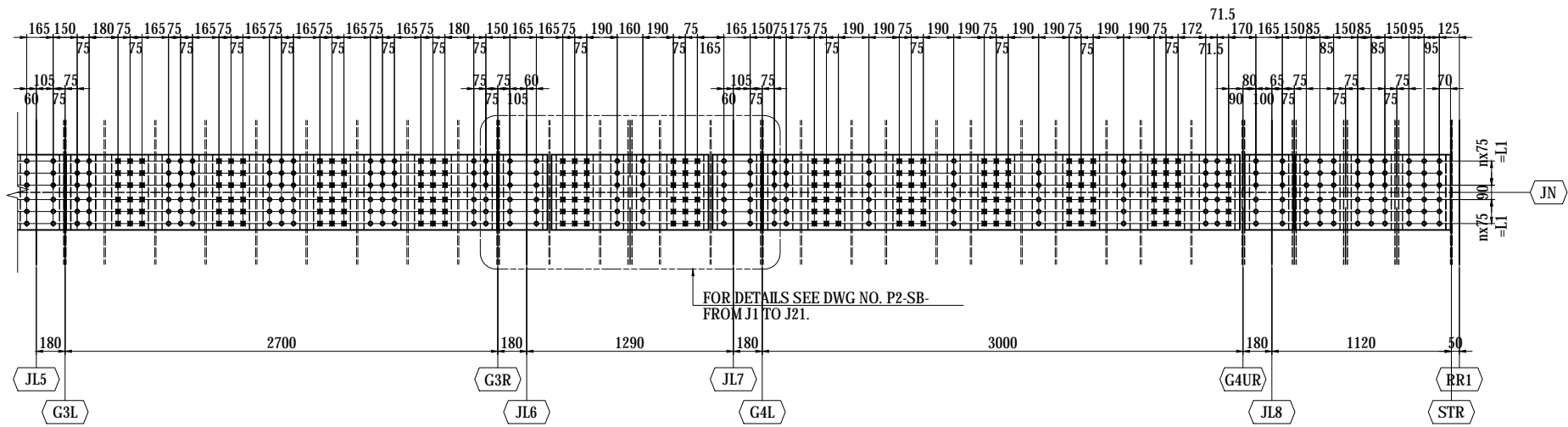
1-SPL PL L2 x 9x 970
1-SPL PL L2 x 9x 305
1-SPL PL L2 x14x 270
2-SPL PL L2 x14x 250
1-SPL PL L2 x14x 245
N1-TCB M22x75 (S10T)

1-SPL PL L2 x 9x2975
1-SPL PL L2 x14x 223
5-SPL PL L2 x14x 230
4-SPL PL L2 x14x 80
1-SPL PL L2 x14x 155
N2-TCB M22x75 (S10T)
N3-HTB M22x80 (F10T)

1-SPL PL L2 x 9x 980
2-SPL PL L2 x 9x 305
2-SPL PL L2 x14x 245
2-SPL PL L2 x14x 230
2-SPL PL L2 x14x 80
N4-TCB M22x75 (S10T)
N5-HTB M22x80 (F10T)

1-SPL PL L2 x 9x2690
2-SPL PL L2 x14x 155
7-SPL PL L2 x14x 230
N6-TCB M22x75 (S10T)
N7-HTB M22x80 (F10T)

1-SPL PL L2 x 9x2630
2-SPL PL L2 x 9x 305
2-SPL PL L2 x14x 245
4-SPL PL L2 x14x 230
4-SPL PL L2 x14x 280
N8-TCB M22x75 (S10T)
N9-HTB M22x80 (F10T)



1-SPL PL L2 x 9x2690
2-SPL PL L2 x14x 155
7-SPL PL L2 x14x 230
N6-TCB M22x75 (S10T)
N7-HTB M22x80 (F10T)

1-SPL PL L2 x 9x 980
2-SPL PL L2 x 9x 305
2-SPL PL L2 x14x 245
2-SPL PL L2 x14x 230
2-SPL PL L2 x14x 80
N4-TCB M22x75 (S10T)
N5-HTB M22x80 (F10T)

1-SPL PL L2 x 9x2975
1-SPL PL L2 x14x 223
5-SPL PL L2 x14x 230
4-SPL PL L2 x14x 80
1-SPL PL L2 x14x 155
N2-TCB M22x75 (S10T)
N3-HTB M22x80 (F10T)

1-SPL PL L2 x 9x 970
1-SPL PL L2 x 9x 305
1-SPL PL L2 x14x 270
2-SPL PL L2 x14x 250
1-SPL PL L2 x14x 245
N1-TCB M22x75 (S10T)

LEGENDS:

- ⊕ TCB (245)
- ⊗ HIB (245)

NOTES:

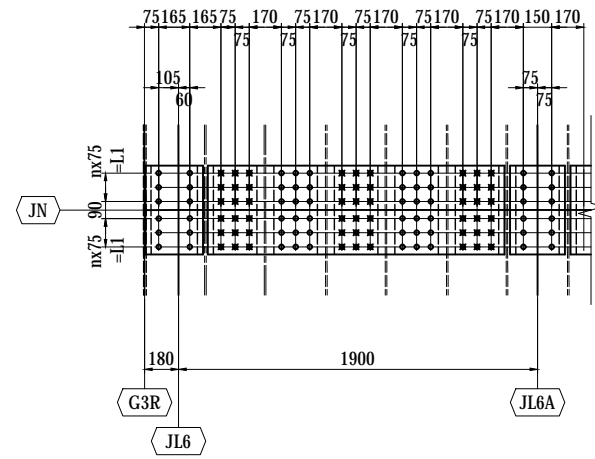
1 - STEEL GRADE OF STEEL PLATE
UNLESS NOTE : SS400

	n	L1	L2	N1	N2	N3	N4	N5	N6	N7	N8	N9
J1-J17,J21-J24,J31&J32	2	150	470	66	48	96	36	36	78	72	132	36
J18-J20&J25-J30	3	225	620	88	64	128	48	48	104	96	176	48

PROJECT NAME DETAILED DESIGN ON BAGO RIVER BRIDGE CONSTRUCTION PROJECT	FINANCED BY JICA JAPAN INTERNATIONAL COOPERATION AGENCY	COUNTERPART REPUBLIC OF THE UNION OF MYANMAR MINISTRY OF CONSTRUCTION DEPARTMENT OF BRIDGE	JICA STUDY TEAM NIPPON KOEI CO., LTD. ORIENTAL CONSULTANTS GLOBAL CO., LTD. METROPOLITAN EXPRESSWAY COMPANY LIMITED CHODAI CO., LTD. NIPPON ENGINEERING CONSULTANTS CO., LTD.	NAME PREPARED BY S. IMADA CHECKED BY T. HAYAKAWA APPROVED BY Y. SANO	SIGNATURE <i>S. Imada</i> <i>T. Hayakawa</i> <i>Y. Sano</i>	DATE 29 Sept.2017 3 Oct.2017 6 Oct.2017	DRAWING TITLE COMMON DETAIL (P5-P10) (5)	PACKAGE 1 DWG No. P1-SB-1035
---	--	---	--	--	--	--	---	---------------------------------------

COMMON DETAIL (P5-P10) (6) S=1:40

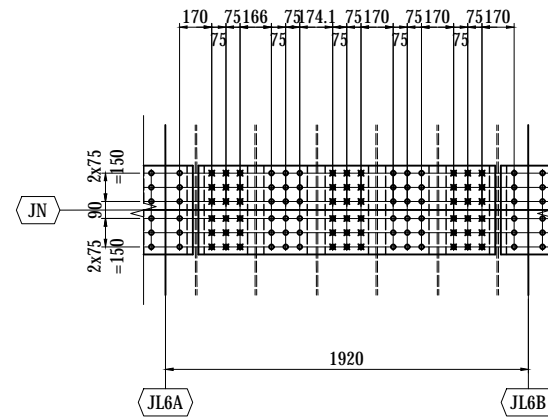
G3R-JL6A FROM J1 TO J18



- 1-SPL PL L2 x 9x 305
- 1-SPL PL L2 x 9x1570
- 1-SPL PL L2 x 9x 290
- 1-SPL PL L2 x14x 245
- 6-SPL PL L2 x14x 230
- N1-TCB M22x75 (S10T)
- N2-HTB M22x80 (F10T)

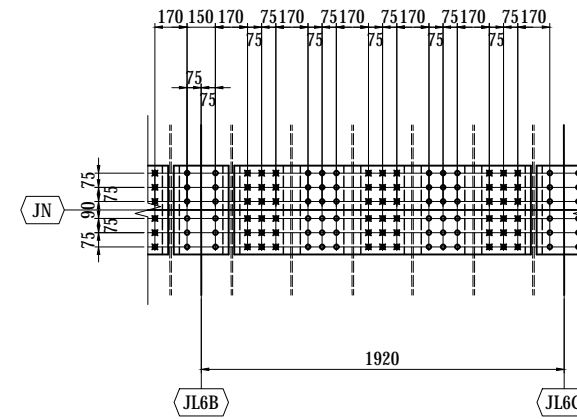
	n	L1	L2	N1	N2
J1-J17	2	150	470	60	54
J18	3	225	620	80	72

JL6A-JL6B FROM J1 TO J8



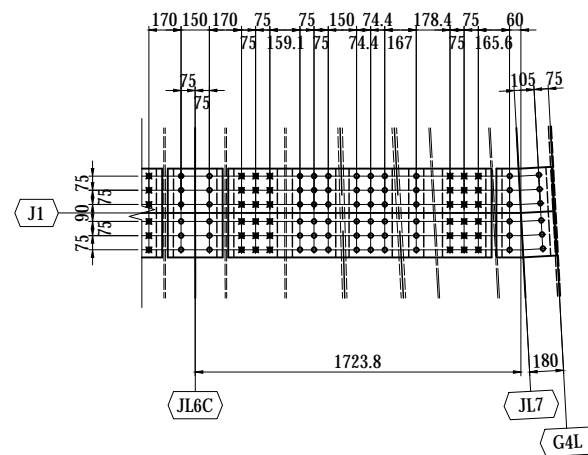
- 1-SPL PL L2 x 9x1570
- 5-SPL PL L2 x14x 230
- 36-TCB M22x75 (S10T)
- 54-HTB M22x80 (F10T)

JL6B-JL6C J1 & J2



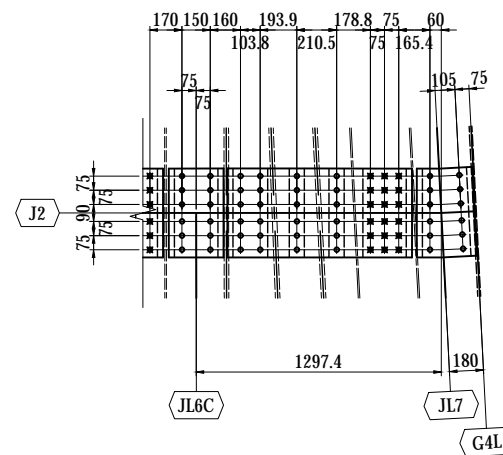
- 1-SPL PL 470 x 9x 290
- 1-SPL PL 470 x 9x1570
- 6-SPL PL 470 x 14x 230
- 48-TCB M22x75 (S10T)
- 54-HTB M22x80 (F10T)

JL6C-G4L J1



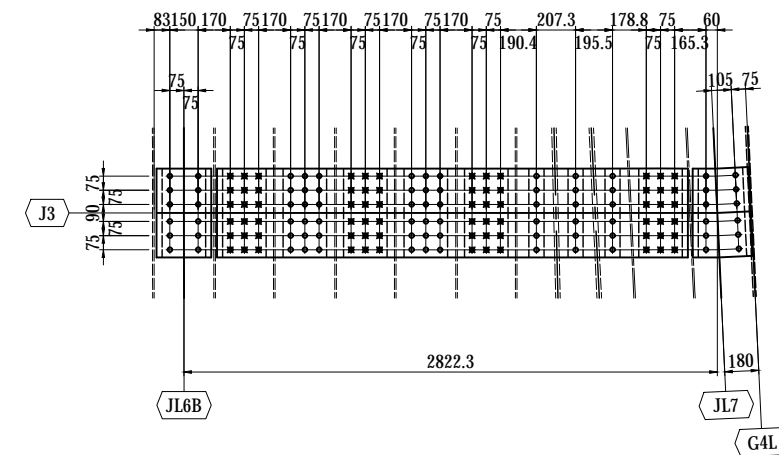
- 1-SPL PL 470 x 9x 290
- 1-SPL PL 470 x 9x1393
- 1-SPL PL 470 x 9x 305
- 5-SPL PL 470 x 14x 230
- 1-SPL PL 470 x 14x 80
- 1-SPL PL 470 x 14x 245
- 66-TCB M22x75 (S10T)
- 36-HTB M22x80 (F10T)

JL6C-G4L J2



- 1-SPL PL 470 x 9x 290
- 1-SPL PL 470 x 9x 977
- 1-SPL PL 470 x 9x 305
- 2-SPL PL 470 x14x 230
- 1-SPL PL 470 x14x 184
- 2-SPL PL 470 x14x 80
- 1-SPL PL 470 x14x 245
- 48-TCB M22x75 (S10T)
- 18-HTB M22x80 (F10T)

JL6B-G4L J3



- 1-SPL PL 470 x 9x 290
- 1-SPL PL 470 x 9x2492
- 1-SPL PL 470 x 9x 305
- 7-SPL PL 470 x14x 230
- 3-SPL PL 470 x14x 80
- 1-SPL PL 470 x14x 245
- 78-TCB M22x75 (S10T)
- 72-HTB M22x80 (F10T)

LEGENDS:

- ⊕ TCB (245)
- ⊗ HIB (245)

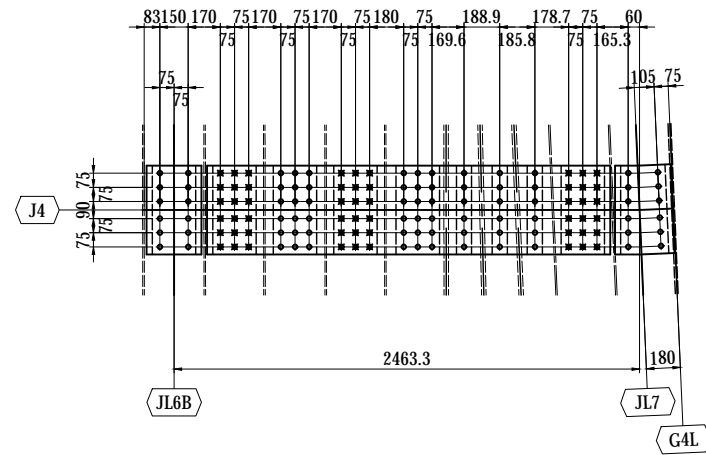
NOTES:

1 - STEEL GRADE OF STEEL PLATE
UNLESS NOTE : SS400

PROJECT NAME	FINANCED BY	COUNTERPART	JICA STUDY TEAM	NAME	SIGNATURE	DATE	DRAWING TITLE	PACKAGE
DETAILED DESIGN ON BAGO RIVER BRIDGE CONSTRUCTION PROJECT	JAPAN INTERNATIONAL COOPERATION AGENCY	REPUBLIC OF THE UNION OF MYANMAR MINISTRY OF CONSTRUCTION DEPARTMENT OF BRIDGE	NIPPON KOEI CO., LTD. ORIENTAL CONSULTANTS GLOBAL CO., LTD. METROPOLITAN EXPRESSWAY COMPANY LIMITED CHODAI CO., LTD. NIPPON ENGINEERING CONSULTANTS CO., LTD.	PREPARED BY	S. IMADA	29 Sept.2017	COMMON DETAIL (P5-P10) (6)	1
				CHECKED BY	T. HAYAKAWA	3 Oct.2017		DWG No.
				APPROVED BY	Y. SANO	6 Oct.2017		P1-SB-1036

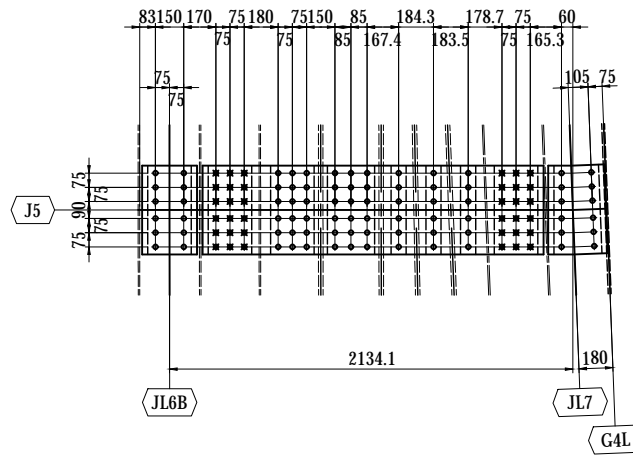
COMMON DETAIL (P5-P10) (7) S=1:40

JL6B-G4L J4



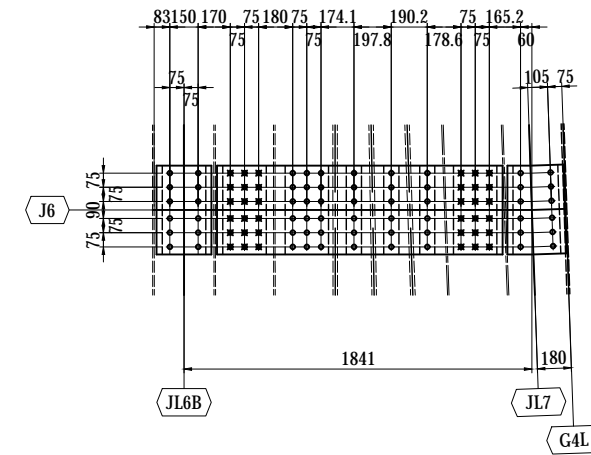
- 1-SPL PL 470 x 9x 290
- 1-SPL PL 470 x 9x2133
- 1-SPL PL 470 x 9x 305
- 6-SPL PL 470 x14x 230
- 3-SPL PL 470 x14x 80
- 1-SPL PL 470 x14x 245
- 78-TCB M22x75 (S10T)
- 54-HTB M22x80 (F10T)

JL6B-G4L J5



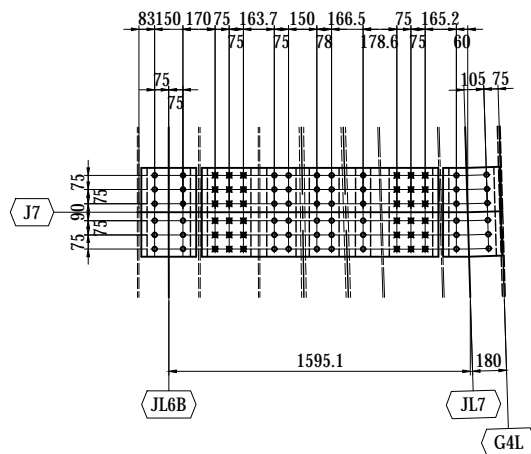
- 1-SPL PL 470 x 9x 290
- 1-SPL PL 470 x 9x1804
- 1-SPL PL 470 x 9x 305
- 4-SPL PL 470 x14x 230
- 1-SPL PL 470 x14x 250
- 3-SPL PL 470 x14x 80
- 1-SPL PL 470 x14x 245
- 78-TCB M22x75 (S10T)
- 36-HTB M22x80 (F10T)

JL6B-G4L J6



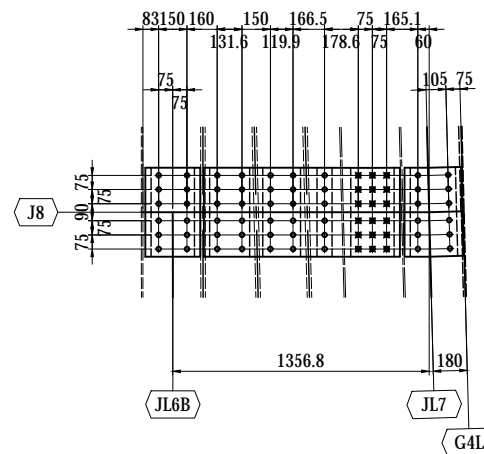
- 1-SPL PL 470 x 9x 290
- 1-SPL PL 470 x 9x1511
- 1-SPL PL 470 x 9x 305
- 4-SPL PL 470 x14x 230
- 3-SPL PL 470 x14x 80
- 1-SPL PL 470 x14x 245
- 60-TCB M22x75 (S10T)
- 36-HTB M22x80 (F10T)

JL6B-G4L J7



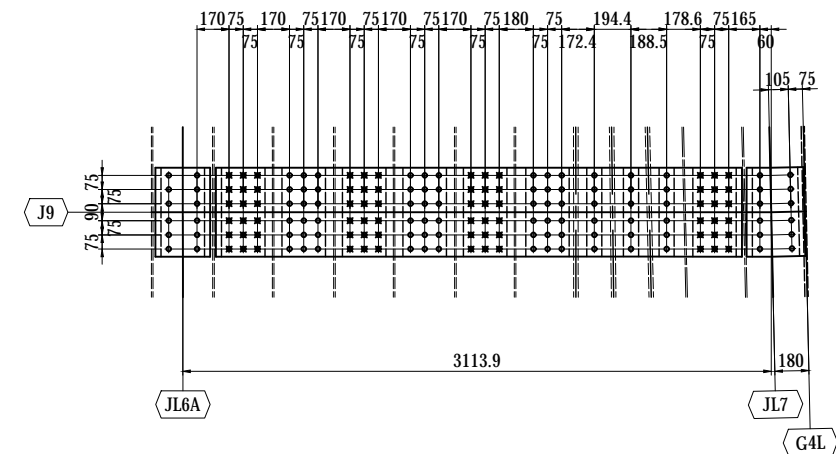
- 1-SPL PL 470 x 9x 290
- 1-SPL PL 470 x 9x1252
- 1-SPL PL 470 x 9x 305
- 3-SPL PL 470 x14x 230
- 1-SPL PL 470 x14x 155
- 1-SPL PL 470 x14x 158
- 1-SPL PL 470 x14x 80
- 1-SPL PL 470 x14x 245
- 54-TCB M22x75 (S10T)
- 36-HTB M22x80 (F10T)

JL6B-G4L J8



- 1-SPL PL 470 x 9x 290
- 1-SPL PL 470 x 9x1037
- 1-SPL PL 470 x 9x 305
- 2-SPL PL 470 x14x 230
- 1-SPL PL 470 x14x 212
- 1-SPL PL 470 x14x 200
- 1-SPL PL 470 x14x 80
- 1-SPL PL 470 x14x 245
- 54-TCB M22x75 (S10T)
- 18-HTB M22x80 (F10T)

JL6A-G4L J9



- 1-SPL PL 470 x 9x2784
- 1-SPL PL 470 x 9x 305
- 7-SPL PL 470 x14x 230
- 3-SPL PL 470 x14x 80
- 1-SPL PL 470 x14x 245
- 84-TCB M22x75 (S10T)
- 72-HTB M22x80 (F10T)

LEGENDS:

- ⊕ TCB (245)
- ⊗ HIB (245)

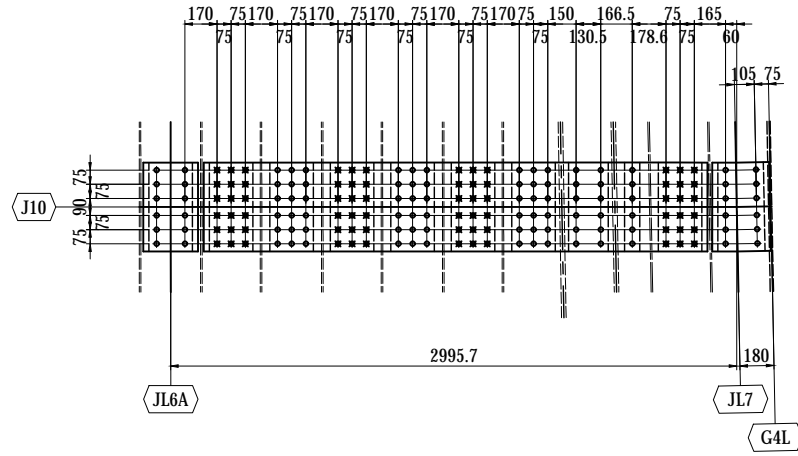
NOTES:

1 - STEEL GRADE OF STEEL PLATE
UNLESS NOTE : SS400

PROJECT NAME DETAILED DESIGN ON BAGO RIVER BRIDGE CONSTRUCTION PROJECT	FINANCED BY JAPAN INTERNATIONAL COOPERATION AGENCY	COUNTERPART REPUBLIC OF THE UNION OF MYANMAR MINISTRY OF CONSTRUCTION DEPARTMENT OF BRIDGE	JICA STUDY TEAM NIPPON KOEI CO., LTD. ORIENTAL CONSULTANTS GLOBAL CO., LTD. METROPOLITAN EXPRESSWAY COMPANY LIMITED CHODAI CO., LTD. NIPPON ENGINEERING CONSULTANTS CO., LTD.	<table border="1" style="width: 100%; border-collapse: collapse;"> <tr> <th style="width: 10%;">NAME</th> <th style="width: 10%;">SIGNATURE</th> <th style="width: 10%;">DATE</th> </tr> <tr> <td>PREPARED BY</td> <td>S. IMADA</td> <td>29 Sept.2017</td> </tr> <tr> <td>CHECKED BY</td> <td>T. HAYAKAWA</td> <td>3 Oct.2017</td> </tr> <tr> <td>APPROVED BY</td> <td>Y. SANO</td> <td>6 Oct.2017</td> </tr> </table>	NAME	SIGNATURE	DATE	PREPARED BY	S. IMADA	29 Sept.2017	CHECKED BY	T. HAYAKAWA	3 Oct.2017	APPROVED BY	Y. SANO	6 Oct.2017	DRAWING TITLE COMMON DETAIL (P5-P10) (7)	PACKAGE 1 DWG No. P1-SB-1037
NAME	SIGNATURE	DATE																
PREPARED BY	S. IMADA	29 Sept.2017																
CHECKED BY	T. HAYAKAWA	3 Oct.2017																
APPROVED BY	Y. SANO	6 Oct.2017																

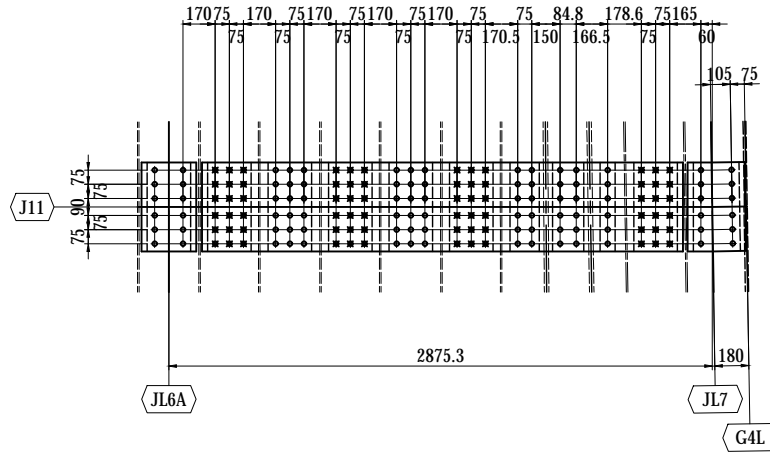
COMMON DETAIL (P5-P10) (8) S=1:40

**JL6A-G4L
J10**



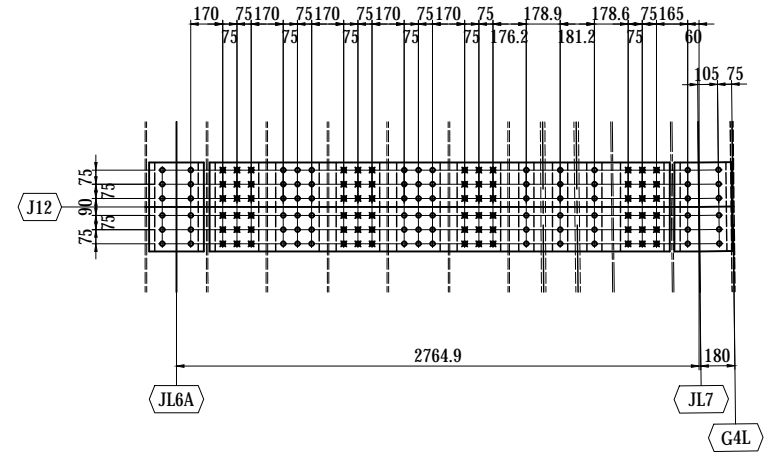
- 1-SPL PL 470 x 9x2666
- 1-SPL PL 470 x 9x 305
- 7-SPL PL 470 x14x 230
- 1-SPL PL 470 x14x 211
- 1-SPL PL 470 x14x 80
- 1-SPL PL 470 x14x 245
- 84-TCB M22x75 (S10T)
- 72-HTB M22x80 (F10T)

**JL6A-G4L
J11**



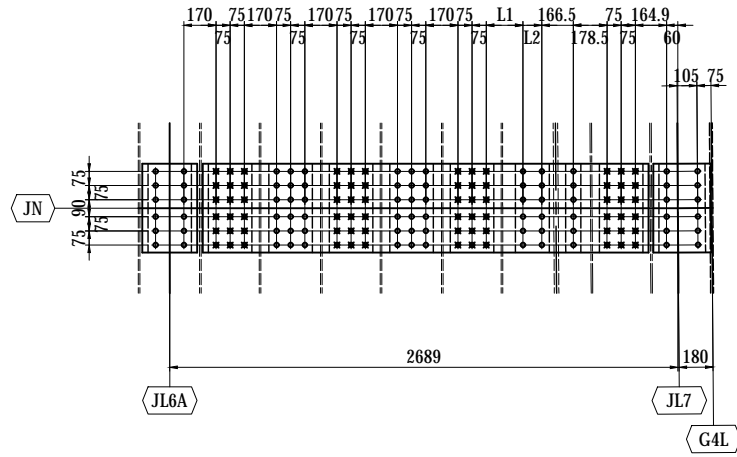
- 1-SPL PL 470 x 9x2545
- 1-SPL PL 470 x 9x 305
- 6-SPL PL 470 x14x 230
- 1-SPL PL 470 x14x 155
- 1-SPL PL 470 x14x 165
- 1-SPL PL 470 x14x 80
- 1-SPL PL 470 x14x 245
- 78-TCB M22x75 (S10T)
- 72-HTB M22x80 (F10T)

**JL6A-G4L
J12**



- 1-SPL PL 470 x 9x2435
- 1-SPL PL 470 x 9x 305
- 6-SPL PL 470 x14x 230
- 3-SPL PL 470 x14x 80
- 1-SPL PL 470 x14x 245
- 66-TCB M22x75 (S10T)
- 72-HTB M22x80 (F10T)

**JL6A-G4L
FROM J13 TO J15**



- 1-SPL PL 470 x 9x L3
- 1-SPL PL 470 x 9x 305
- 6-SPL PL 470 x14x 230
- 1-SPL PL 470 x14x L4
- 1-SPL PL 470 x14x 80
- 1-SPL PL 470 x14x 245
- 66-TCB M22x75 (S10T)
- 72-HTB M22x80 (F10T)

LEGENDS:

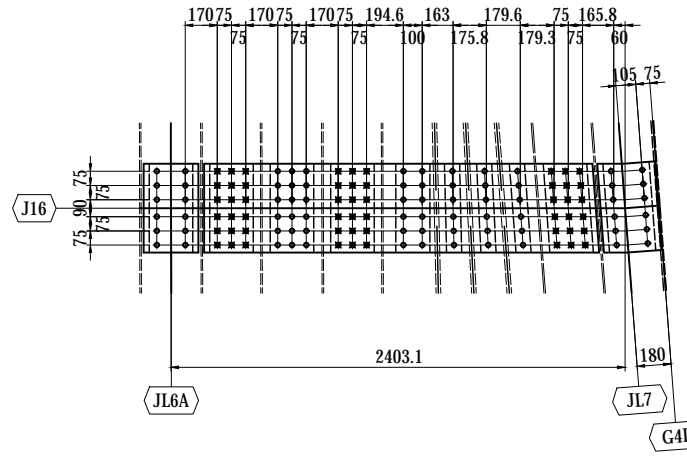
- ⊕ TCB (245)
- ⊗ HIB (245)

NOTES:

1 - STEEL GRADE OF STEEL PLATE
UNLESS NOTE : SS400

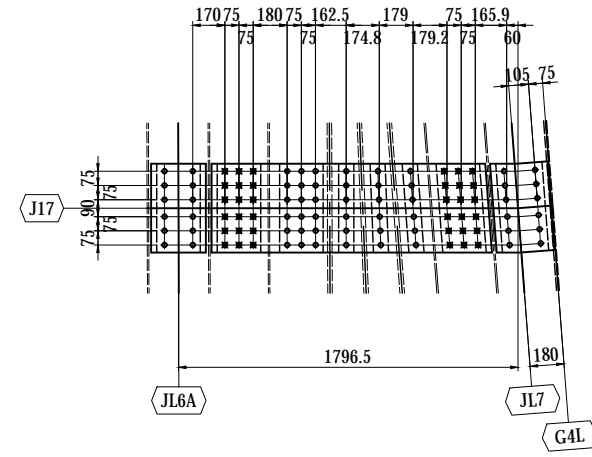
	L1	L2	L3	L4
J13	194.1	100	2359	180
J14	181.7	75	2322	155
J15	170	75	2310	155

**JL6A-G4L
J16**



- 1-SPL PL 470 x 9x2072
- 1-SPL PL 470 x 9x 305
- 4-SPL PL 470 x14x 230
- 1-SPL PL 470 x14x 180
- 1-SPL PL 470 x14x 80
- 1-SPL PL 470 x14x 245
- 60-TCB M22x75 (S10T)
- 54-HTB M22x80 (F10T)

**JL6A-G4L
J17**

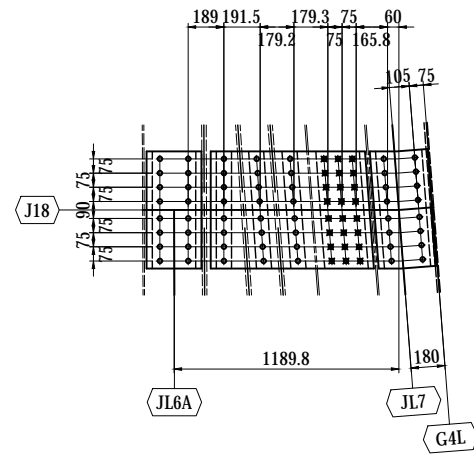


- 1-SPL PL 470 x 9x1466
- 1-SPL PL 470 x 9x 305
- 3-SPL PL 470 x14x 230
- 3-SPL PL 470 x14x 80
- 1-SPL PL 470 x14x 245
- 48-TCB M22x75 (S10T)
- 36-HTB M22x80 (F10T)

PROJECT NAME	FINANCED BY	COUNTERPART	JICA STUDY TEAM	NAME	SIGNATURE	DATE	DRAWING TITLE	PACKAGE
DETAILED DESIGN ON BAGO RIVER BRIDGE CONSTRUCTION PROJECT	JICA JAPAN INTERNATIONAL COOPERATION AGENCY	REPUBLIC OF THE UNION OF MYANMAR MINISTRY OF CONSTRUCTION DEPARTMENT OF BRIDGE	NIPPON KOEI CO., LTD. ORIENTAL CONSULTANTS GLOBAL CO., LTD. METROPOLITAN EXPRESSWAY COMPANY LIMITED CHODAI CO., LTD. NIPPON ENGINEERING CONSULTANTS CO., LTD.	PREPARED BY S. IMADA	<i>S. Imada</i>	29 Sept.2017	COMMON DETAIL (P5-P10) (8)	1
				CHECKED BY T. HAYAKAWA	<i>T. Hayakawa</i>	3 Oct.2017		DWG No.
				APPROVED BY Y. SANO	<i>Y. Sano</i>	6 Oct.2017		P1-SB-1038

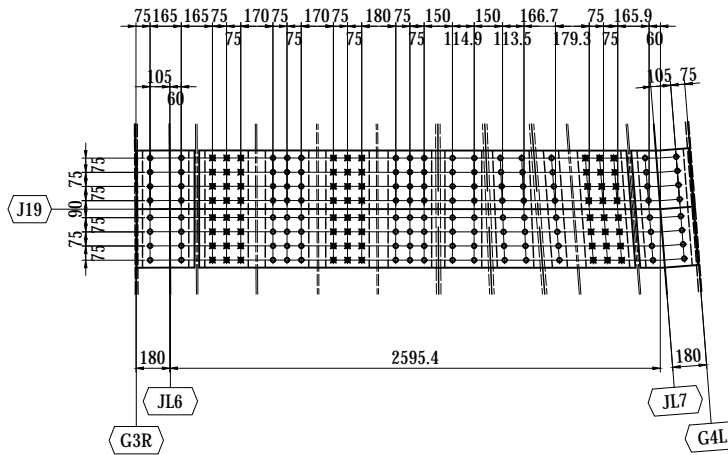
COMMON DETAIL (P5-P10) (9) S=1:40

**JL6A-G4L
J18**



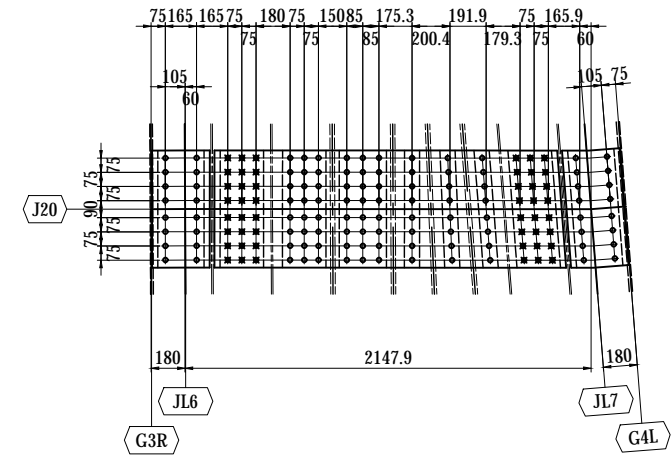
- 1-SPL PL 620 x 9x 840
- 1-SPL PL 620 x 9x 305
- 1-SPL PL 620 x14x 230
- 3-SPL PL 620 x14x 80
- 1-SPL PL 620 x14x 245
- 40-TCB M22x75 (S10T)
- 24-HTB M22x80 (F10T)

**G3R-G4L
J19**



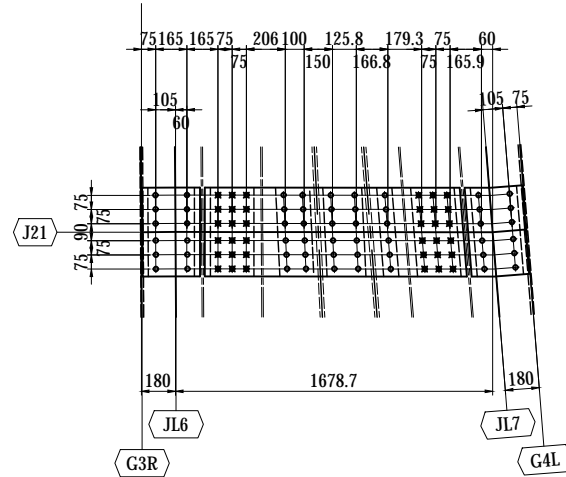
- 1-SPL PL 620 x 9x 305
- 1-SPL PL 620 x 9x2285
- 1-SPL PL 620 x 9x 305
- 1-SPL PL 620 x14x 245
- 5-SPL PL 620 x14x 230
- 2-SPL PL 620 x14x 195
- 1-SPL PL 620 x14x 80
- 1-SPL PL 620 x14x 245
- 120-TCB M22x75 (S10T)
- 72-HTB M22x80 (F10T)

**G3R-G4L
J20**



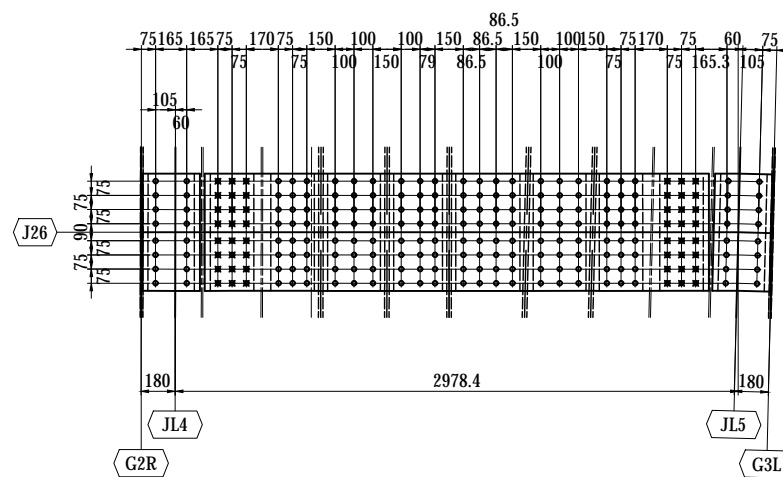
- 1-SPL PL 620 x 9x 305
- 1-SPL PL 620 x 9x1837
- 1-SPL PL 620 x 9x 305
- 1-SPL PL 620 x14x 245
- 3-SPL PL 620 x14x 230
- 1-SPL PL 620 x14x 250
- 3-SPL PL 620 x14x 80
- 1-SPL PL 620 x14x 245
- 104-TCB M22x75 (S10T)
- 48-HTB M22x80 (F10T)

**G3R-G4L
J21**



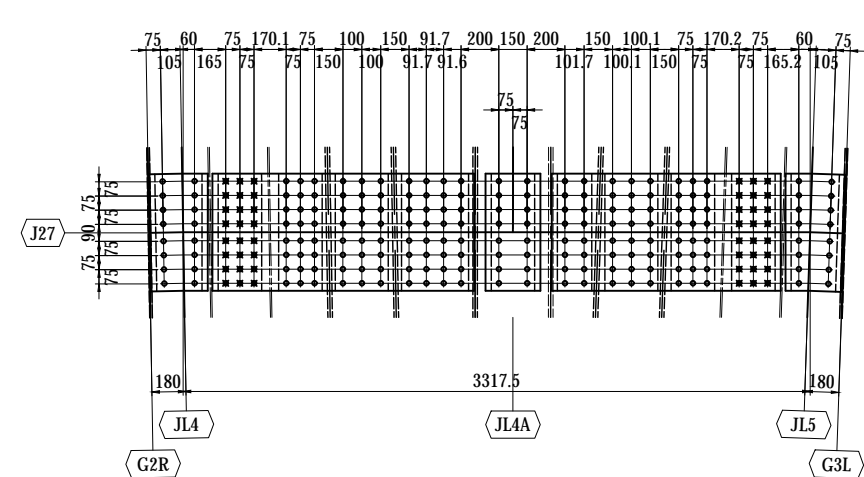
- 1-SPL PL 470 x 9x 305
- 1-SPL PL 470 x 9x1368
- 1-SPL PL 470 x 9x 305
- 1-SPL PL 470 x14x 245
- 2-SPL PL 470 x14x 230
- 1-SPL PL 470 x14x 180
- 1-SPL PL 470 x14x 206
- 1-SPL PL 470 x14x 80
- 1-SPL PL 470 x14x 245
- 54-TCB M22x75 (S10T)
- 36-HTB M22x80 (F10T)

**G2R-G3L
J26**



- 1-SPL PL 620 x 9x 305
- 1-SPL PL 620 x 9x2668
- 1-SPL PL 620 x 9x 305
- 2-SPL PL 620 x14x 245
- 4-SPL PL 620 x14x 230
- 2-SPL PL 620 x14x 280
- 1-SPL PL 620 x14x 259
- 1-SPL PL 620 x14x 340
- 184-TCB M22x75 (S10T)
- 48-HTB M22x80 (F10T)

**G2R-G3L
J27**



- 1-SPL PL 620 x 9x 305
- 1-SPL PL 620 x 9x1385
- 1-SPL PL 620 x 9x 290
- 1-SPL PL 620 x14x 245
- 3-SPL PL 620 x14x 230
- 1-SPL PL 620 x14x 280
- 1-SPL PL 620 x14x 355
- 112-TCB M22x75 (S10T)
- 24-HTB M22x80 (F10T)
- 1-SPL PL 620 x 9x1212
- 1-SPL PL 620 x 9x 305
- 1-SPL PL 620 x14x 182
- 1-SPL PL 620 x14x 280
- 2-SPL PL 620 x14x 230
- 1-SPL PL 620 x14x 245
- 80-TCB M22x75 (S10T)
- 24-HTB M22x80 (F10T)

LEGENDS:

- ⊕ TCB (245)
- ⊗ HIB (245)

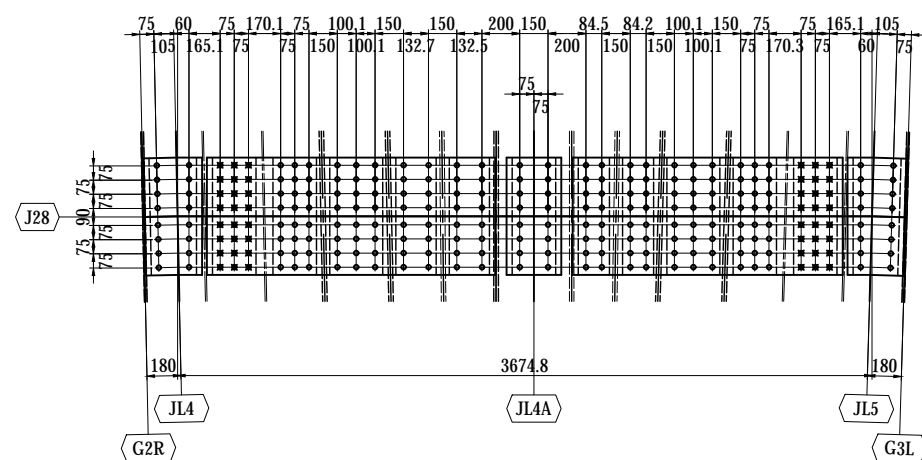
NOTES:

1 - STEEL GRADE OF STEEL PLATE
UNLESS NOTE : SS400

PROJECT NAME	FINANCED BY	COUNTERPART	JICA STUDY TEAM	NAME	SIGNATURE	DATE	DRAWING TITLE	PACKAGE
DETAILED DESIGN ON BAGO RIVER BRIDGE CONSTRUCTION PROJECT	JAPAN INTERNATIONAL COOPERATION AGENCY	REPUBLIC OF THE UNION OF MYANMAR MINISTRY OF CONSTRUCTION DEPARTMENT OF BRIDGE	NIPPON KOEI CO., LTD. ORIENTAL CONSULTANTS GLOBAL CO., LTD. METROPOLITAN EXPRESSWAY COMPANY LIMITED CHODAI CO., LTD. NIPPON ENGINEERING CONSULTANTS CO., LTD.	PREPARED BY CHECKED BY APPROVED BY	S. IMADA T. HAYAKAWA Y. SANO	29 Sept.2017 3 Oct.2017 6 Oct.2017	COMMON DETAIL (P5-P10) (9)	1 DWG No. P1-SB-1039

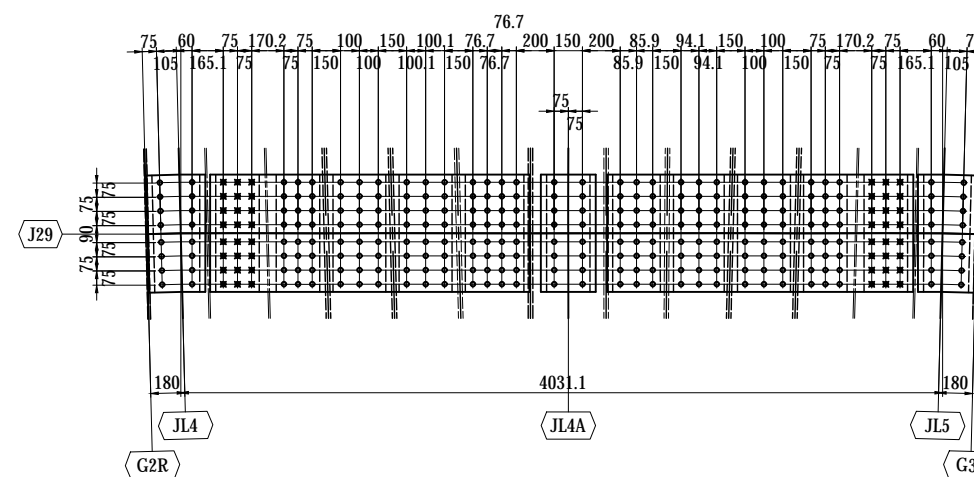
COMMON DETAIL (P5-P10) (10) S=1:40

G2R-G3L J28



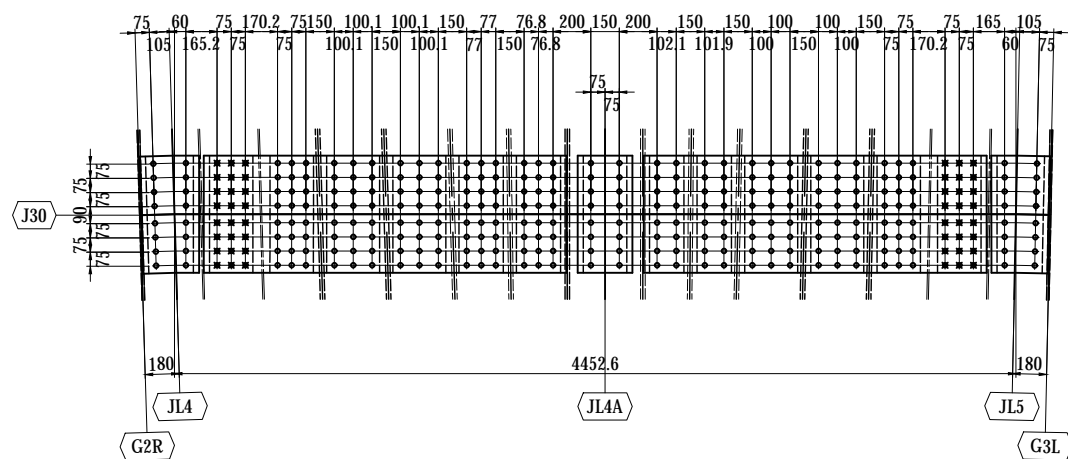
- | | |
|-----------------------|-----------------------|
| 1-SPL PL 620 x 9x 305 | 1-SPL PL 620 x 9x1429 |
| 1-SPL PL 620 x 9x1525 | 1-SPL PL 620 x 9x 305 |
| 1-SPL PL 620 x 9x 290 | 2-SPL PL 620 x14x 165 |
| 1-SPL PL 620 x14x 245 | 1-SPL PL 620 x14x 280 |
| 3-SPL PL 620 x14x 230 | 2-SPL PL 620 x14x 230 |
| 1-SPL PL 620 x14x 280 | 1-SPL PL 620 x14x 245 |
| 2-SPL PL 620 x14x 213 | 96-TCB M22x75 (S10T) |
| 112-TCB M22x75 (S10T) | 24-HTB M22x80 (F10T) |
| 24-HTB M22x80 (F10T) | |

G2R-G3L J29



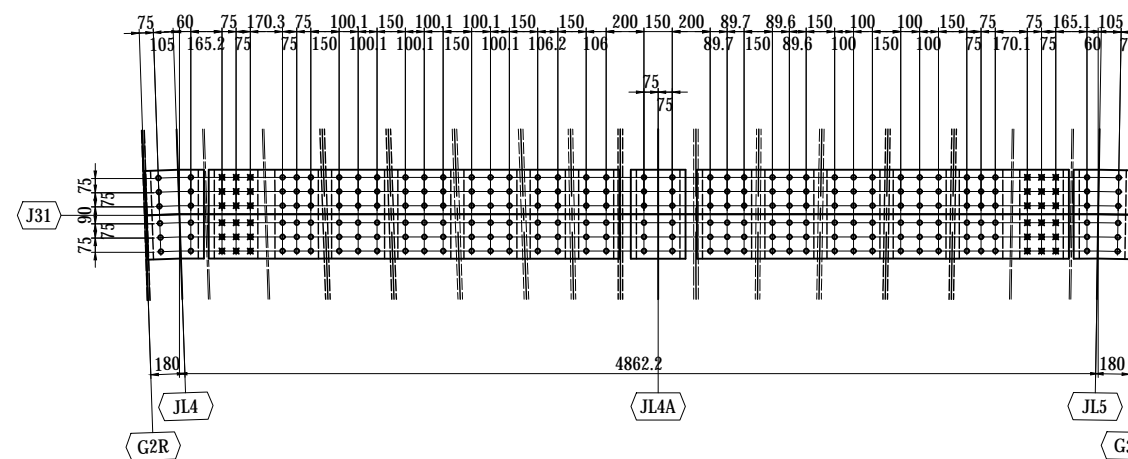
- | | |
|-----------------------|-----------------------|
| 1-SPL PL 620 x 9x 305 | 1-SPL PL 620 x 9x1620 |
| 1-SPL PL 620 x 9x1691 | 1-SPL PL 620 x 9x 305 |
| 1-SPL PL 620 x 9x 290 | 1-SPL PL 620 x14x 252 |
| 1-SPL PL 620 x14x 245 | 1-SPL PL 620 x14x 268 |
| 3-SPL PL 620 x14x 230 | 1-SPL PL 620 x14x 280 |
| 2-SPL PL 620 x14x 280 | 2-SPL PL 620 x14x 230 |
| 1-SPL PL 620 x14x 310 | 1-SPL PL 620 x14x 245 |
| 136-TCB M22x75 (S10T) | 112-TCB M22x75 (S10T) |
| 24-HTB M22x80 (F10T) | 24-HTB M22x80 (F10T) |

G2R-G3L J30



- | | |
|-----------------------|-----------------------|
| 1-SPL PL 620 x 9x 305 | 1-SPL PL 620 x 9x1814 |
| 1-SPL PL 620 x 9x1918 | 1-SPL PL 620 x 9x 305 |
| 1-SPL PL 620 x 9x 290 | 2-SPL PL 620 x14x 182 |
| 1-SPL PL 620 x14x 245 | 2-SPL PL 620 x14x 280 |
| 3-SPL PL 620 x14x 230 | 2-SPL PL 620 x14x 230 |
| 2-SPL PL 620 x14x 280 | 1-SPL PL 620 x14x 245 |
| 2-SPL PL 620 x14x 234 | 120-TCB M22x75 (S10T) |
| 152-TCB M22x75 (S10T) | 24-HTB M22x80 (F10T) |
| 24-HTB M22x80 (F10T) | |

G2R-G3L J31



- | | |
|-----------------------|-----------------------|
| 1-SPL PL 470 x 9x 305 | 1-SPL PL 470 x 9x1969 |
| 1-SPL PL 470 x 9x2173 | 1-SPL PL 470 x 9x 305 |
| 1-SPL PL 470 x 9x 290 | 2-SPL PL 470 x14x 259 |
| 1-SPL PL 470 x14x 245 | 2-SPL PL 470 x14x 280 |
| 3-SPL PL 470 x14x 230 | 2-SPL PL 470 x14x 230 |
| 3-SPL PL 470 x14x 280 | 1-SPL PL 470 x14x 245 |
| 2-SPL PL 470 x14x 186 | 102-TCB M22x75 (S10T) |
| 120-TCB M22x75 (S10T) | 18-HTB M22x80 (F10T) |
| 18-HTB M22x80 (F10T) | |

LEGENDS:

- ⊕ TCB (245)
- ⊗ HIB (245)

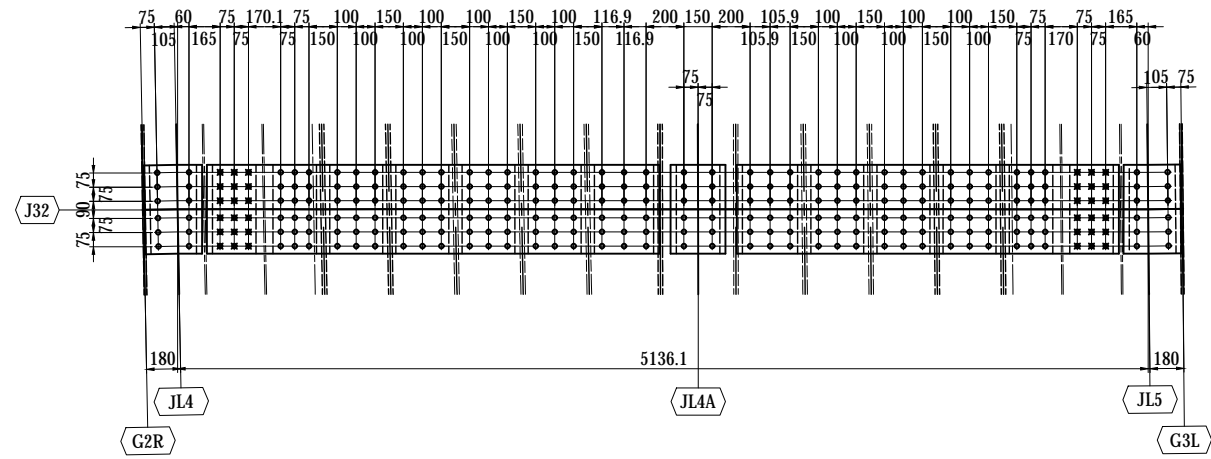
NOTES:

1 - STEEL GRADE OF STEEL PLATE
UNLESS NOTE : SS400

PROJECT NAME	FINANCED BY	COUNTERPART	JICA STUDY TEAM	NAME	SIGNATURE	DATE	DRAWING TITLE	PACKAGE
DETAILED DESIGN ON BAGO RIVER BRIDGE CONSTRUCTION PROJECT	JICA JAPAN INTERNATIONAL COOPERATION AGENCY	REPUBLIC OF THE UNION OF MYANMAR MINISTRY OF CONSTRUCTION DEPARTMENT OF BRIDGE	NIPPON KOEI CO., LTD. ORIENTAL CONSULTANTS GLOBAL CO., LTD. METROPOLITAN EXPRESSWAY COMPANY LIMITED CHODAI CO., LTD. NIPPON ENGINEERING CONSULTANTS CO., LTD.	PREPARED BY S. IMADA		29 Sept.2017	COMMON DETAIL (P5-P10) (10)	1
				CHECKED BY T. HAYAKAWA		3 Oct.2017		DWG No.
				APPROVED BY Y. SANO		6 Oct.2017		P1-SB-1040

COMMON DETAIL (P5-P10) (11) S=1:40

G2R-G3L J32



- 1-SPL PL 470 x 9x 305
- 1-SPL PL 470 x 9x2394
- 1-SPL PL 470 x 9x 290
- 1-SPL PL 470 x14x 245
- 3-SPL PL 470 x14x 230
- 4-SPL PL 470 x14x 280
- 1-SPL PL 470 x14x 314
- 132-TCB M22x75 (S10T)
- 18-HTB M22x80 (F10T)

- 1-SPL PL 470 x 9x2022
- 1-SPL PL 470 x 9x 305
- 1-SPL PL 470 x14x 292
- 3-SPL PL 470 x14x 280
- 2-SPL PL 470 x14x 230
- 1-SPL PL 470 x14x 245
- 102-TCB M22x75 (S10T)
- 18-HTB M22x80 (F10T)

LEGENDS:

- ⊕ TCB (245)
- ⊗ HIB (245)

NOTES:

1 - STEEL GRADE OF STEEL PLATE
UNLESS NOTE : SS400

LEGENDS:

- ⊕ TCB (245)
- ⊗ HIB (245)

NOTES:

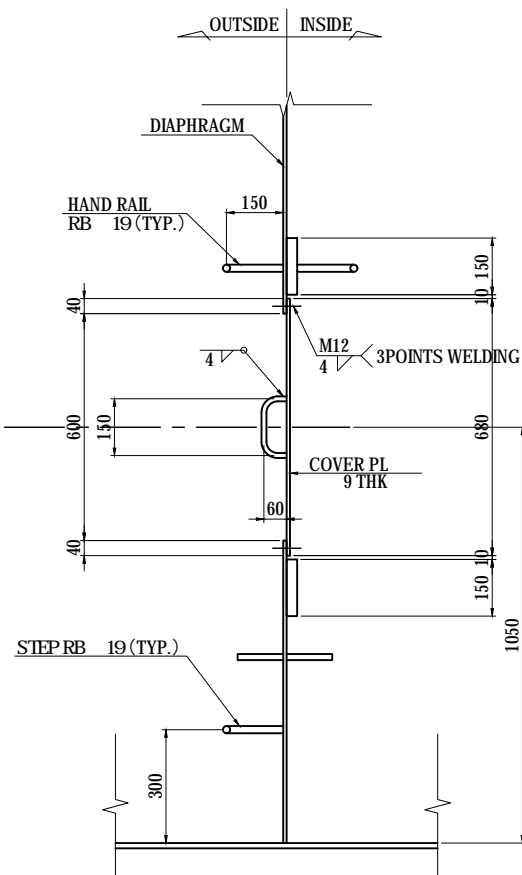
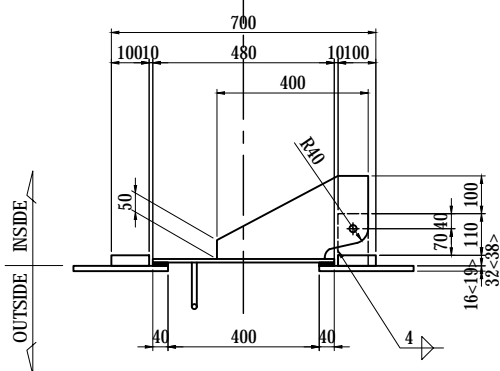
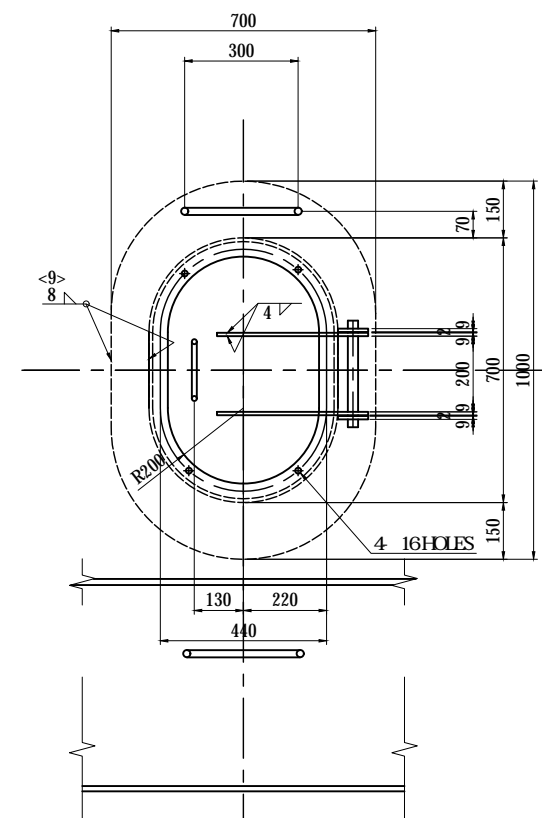
1 - STEEL GRADE OF STEEL PLATE
UNLESS NOTE : SS400

PROJECT NAME DETAILED DESIGN ON BAGO RIVER BRIDGE CONSTRUCTION PROJECT	FINANCED BY JAPAN INTERNATIONAL COOPERATION AGENCY	COUNTERPART REPUBLIC OF THE UNION OF MYANMAR MINISTRY OF CONSTRUCTION DEPARTMENT OF BRIDGE	JICA STUDY TEAM NIPPON KOEI CO., LTD. ORIENTAL CONSULTANTS GLOBAL CO., LTD. METROPOLITAN EXPRESSWAY COMPANY LIMITED CHODAI CO.,LTD. NIPPON ENGINEERING CONSULTANTS CO.,LTD.	NAME	SIGNATURE	DATE	DRAWING TITLE COMMON DETAIL (P5-P10) (11)	PACKAGE	
				PREPARED BY	S. IMADA			29 Sept.2017	1
				CHECKED BY	T. HAYAKAWA			3 Oct.2017	DWG No.
				APPROVED BY	Y. SANO			6 Oct.2017	P1-SB-1041

COMMON DETAIL (P5-P10) (12) S=1:20

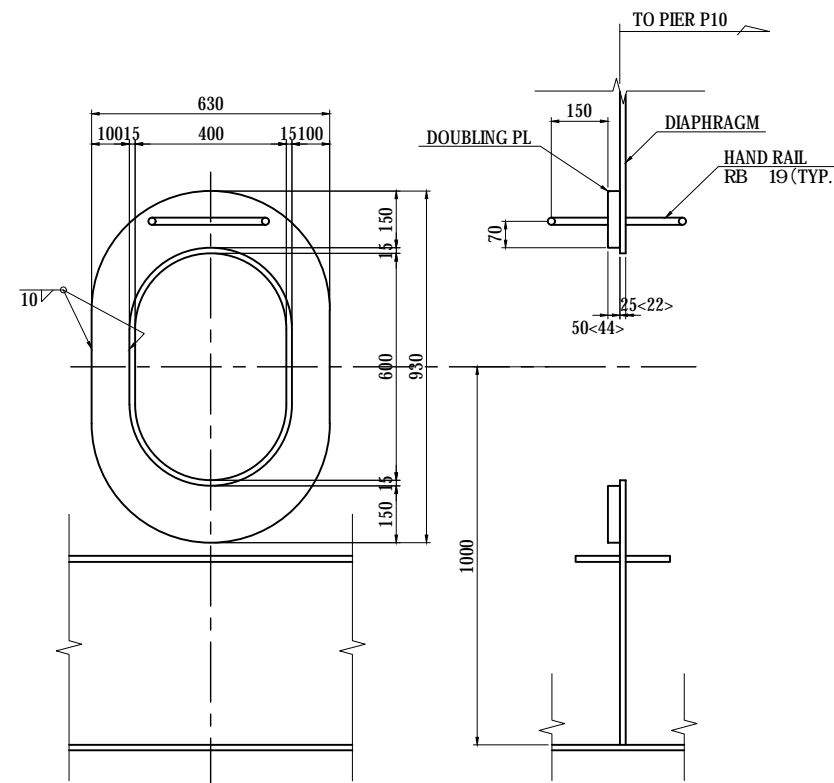
DIAPHRAGM MANHOLE DETAIL

ME-1 < 2 >
(Q'ty=6 < 2 >)



- 1 - PL 480 x 9 x 680 (SS400)
- 1 - PL 700 x 32<38> x 1000 (SM400A) <(SM400B)>
- 3 - RB 19x600 (SS400)
- 2 - PL 229 x 9 x 400 (SS400)
- 2 - PL 80 x 9 x 110 (SS400)
- 1 - RB 13 x 270 (SS400)
- 2 - BN M16 x 40 (SS400)
- 4 - BN M12 x 55 (SS400)

MP-1 < 2 >
(Q'ty=4 < 4 >)

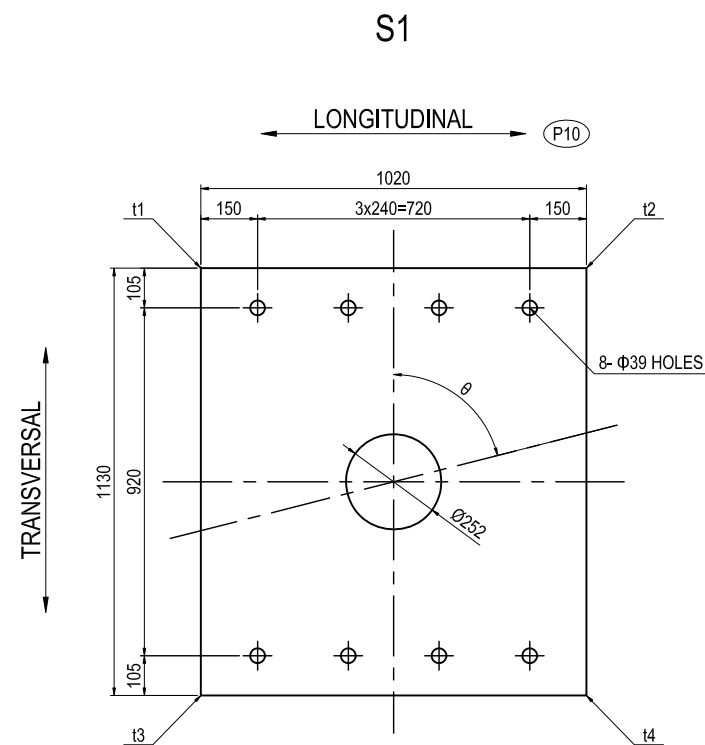


- 1-PL 930 x 50<44> x 630 (SM520C-H) <(SM490YB)>
- 2RB 19x600 (SS400)

PROJECT NAME	FINANCED BY	COUNTERPART	JICA STUDY TEAM	NAME	SIGNATURE	DATE	DRAWING TITLE	PACKAGE
DETAILED DESIGN ON BAGO RIVER BRIDGE CONSTRUCTION PROJECT	JICA JAPAN INTERNATIONAL COOPERATION AGENCY	REPUBLIC OF THE UNION OF MYANMAR MINISTRY OF CONSTRUCTION DEPARTMENT OF BRIDGE	NIPPON KOEI CO., LTD. ORIENTAL CONSULTANTS GLOBAL CO., LTD. METROPOLITAN EXPRESSWAY COMPANY LIMITED CHODAI CO., LTD. NIPPON ENGINEERING CONSULTANTS CO., LTD.	S. IMADA		29 Sept.2017	COMMON DETAIL (P5-P10) (12)	1
				T. HAYAKAWA		3 Oct.2017		DWG No.
				Y. SANO		6 Oct.2017		P1-SB-1042

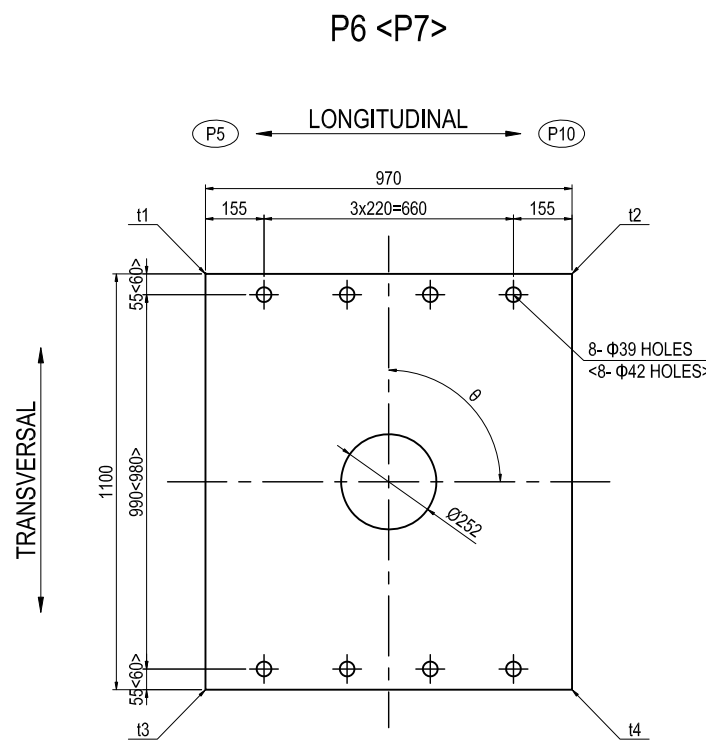
COMMON DETAIL (P5-P10) (13) S=1:20

SOLE PL DETAIL



1-SOLE PL 1130 x T x 1020 (SM490C)

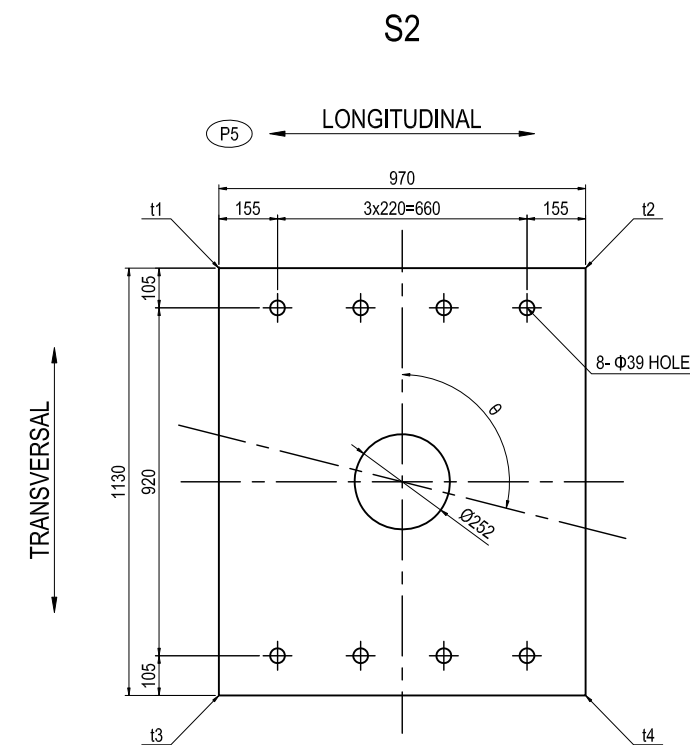
S1	t1	t2	t3	t4	T	θ
G1	28.6	49.8	28.2	49.4	52	88°54'50"
G2	28.6	49.8	28.2	49.4	52	88°54'51"
G3	28.6	49.9	28.1	49.4	52	88°54'51"
G4	28.7	51.0	27.0	49.3	53	86°06'20"



1-SOLE PL 1100 x T x 970 (SM490C)

P6	t1	t2	t3	t4	T	θ
G1	30.6	45.4	30.6	45.4	48	90°00'00"
G2	30.5	45.5	30.5	45.5	48	90°00'00"
G3	30.5	45.5	30.5	45.5	48	90°00'00"
G4	30.5	45.9	30.1	45.5	48	88°50'16"

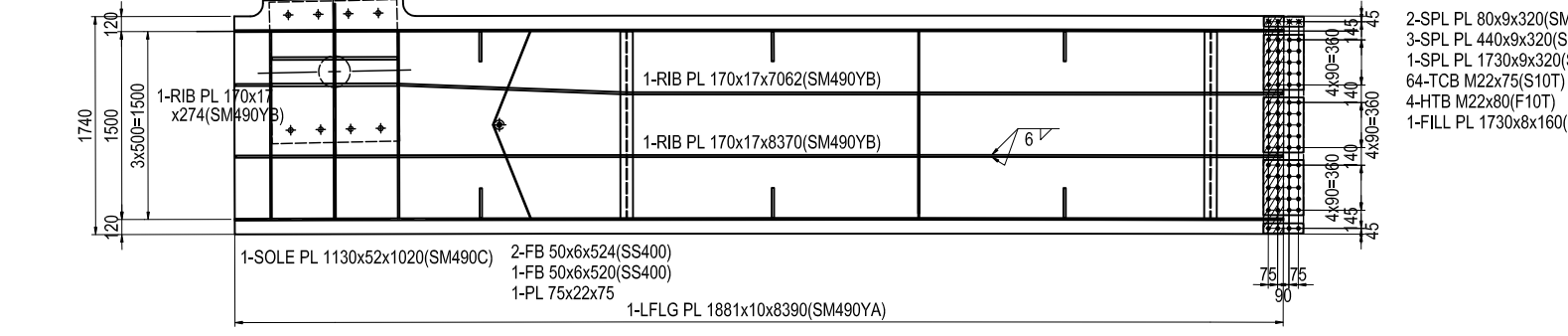
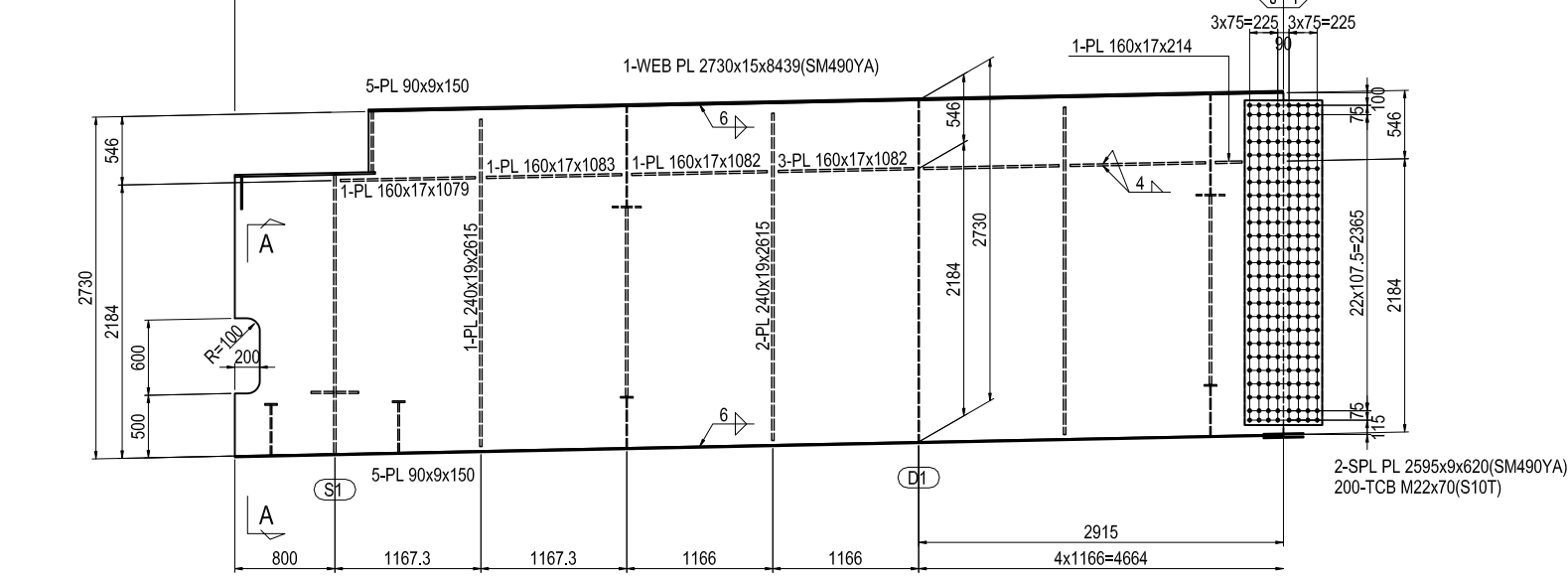
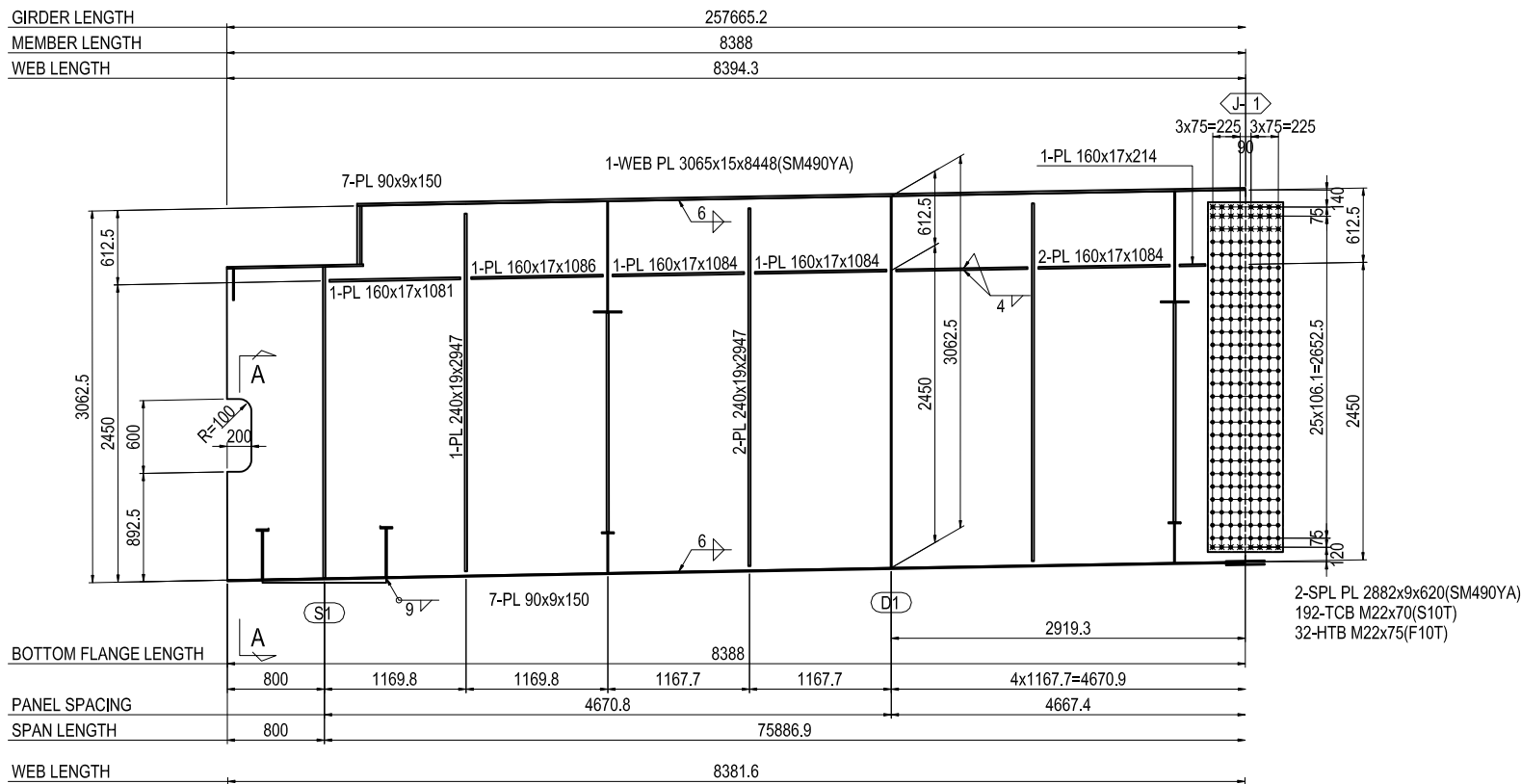
P7	t1	t2	t3	t4	T	θ
G1	38.3	47.7	38.3	47.7	50	90°00'00"
G2	38.3	47.7	38.3	47.7	50	90°00'00"
G3	38.3	47.7	38.3	47.7	50	90°00'00"
G4	38.0	48.9	37.1	48.0	51	85°5'108"



1-SOLE PL 1130 x 41 x 970 (SM490C)

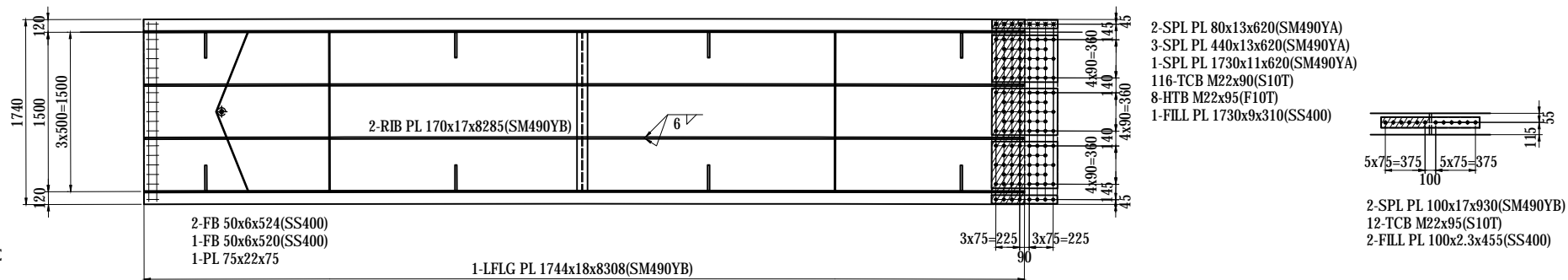
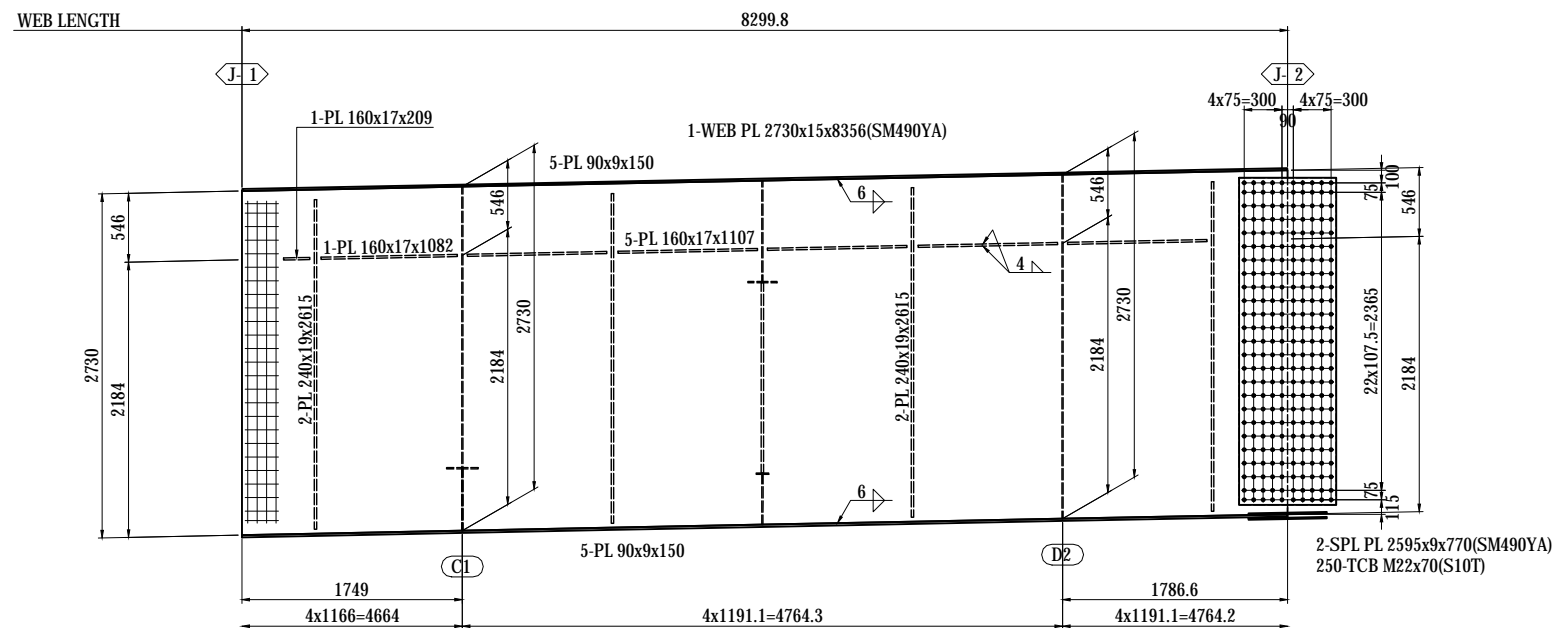
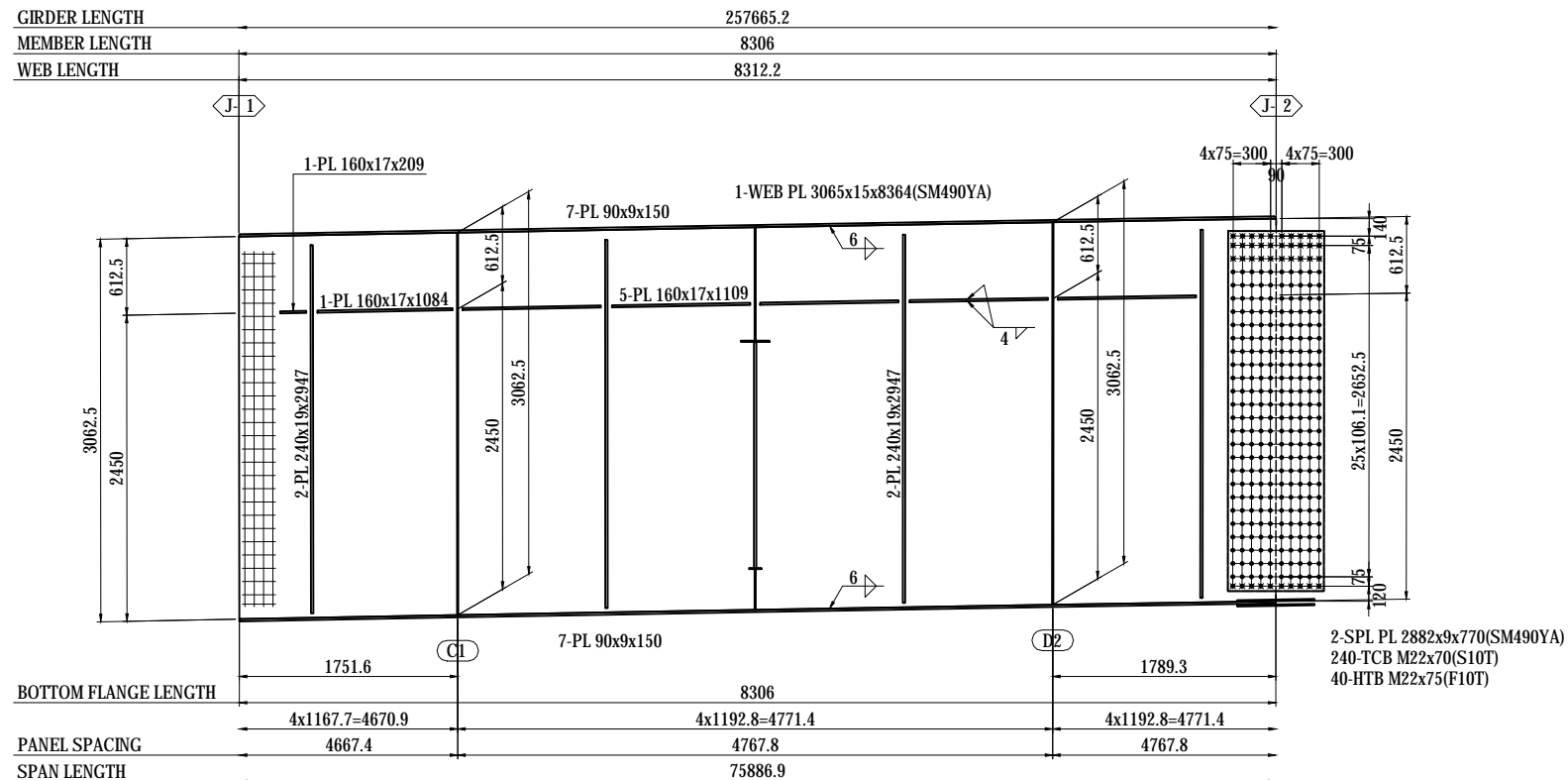
S2	t1	t2	t3	t4	θ
G1	35.6	38.3	35.7	38.4	91°19'34"
G2	35.6	38.3	35.7	38.4	91°19'34"
G3	35.6	38.3	35.7	38.4	91°19'34"
G4	35.6	38.3	35.7	38.4	91°19'34"

DETAIL OF GIRDER G1 (1) S=1:60



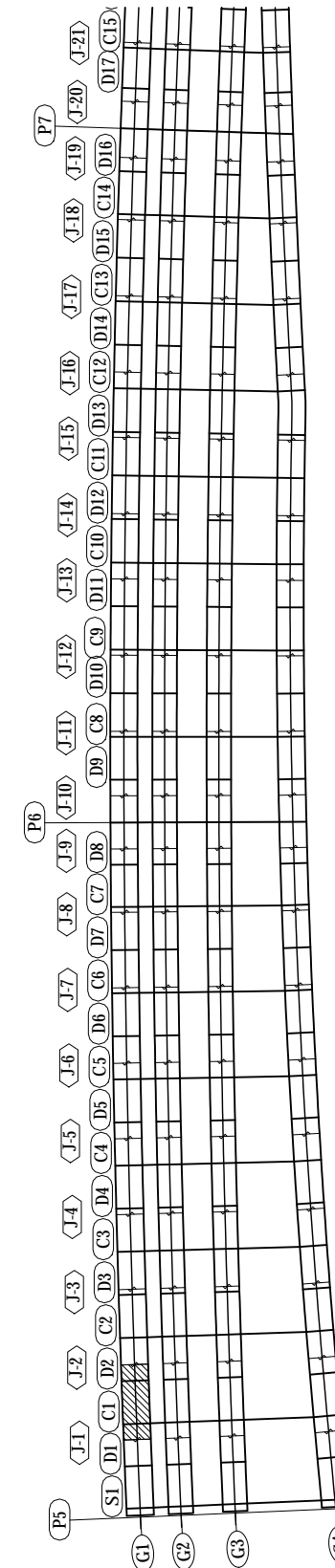
PROJECT NAME DETAILED DESIGN ON BAGO RIVER BRIDGE CONSTRUCTION PROJECT	FINANCED BY JAPAN INTERNATIONAL COOPERATION AGENCY	COUNTERPART REPUBLIC OF THE UNION OF MYANMAR MINISTRY OF CONSTRUCTION DEPARTMENT OF BRIDGE	JICA STUDY TEAM NIPPON KOEI CO., LTD. ORIENTAL CONSULTANTS GLOBAL CO., LTD. METROPOLITAN EXPRESSWAY COMPANY LIMITED CHODAI CO., LTD. NIPPON ENGINEERING CONSULTANTS CO., LTD.	NAME S. IMADA T. HAYAKAWA Y. SANO	SIGNATURE 	DATE 27 Nov.2017 28 Nov.2017 29 Nov.2017	DRAWING TITLE DETAIL OF GIRDER G1 (1)	PACKAGE 1 DWG No. P1-SB-1101
---	--	---	--	--	-----------------------	---	--	---------------------------------------

DETAIL OF GIRDER G1 (2) S=1:60



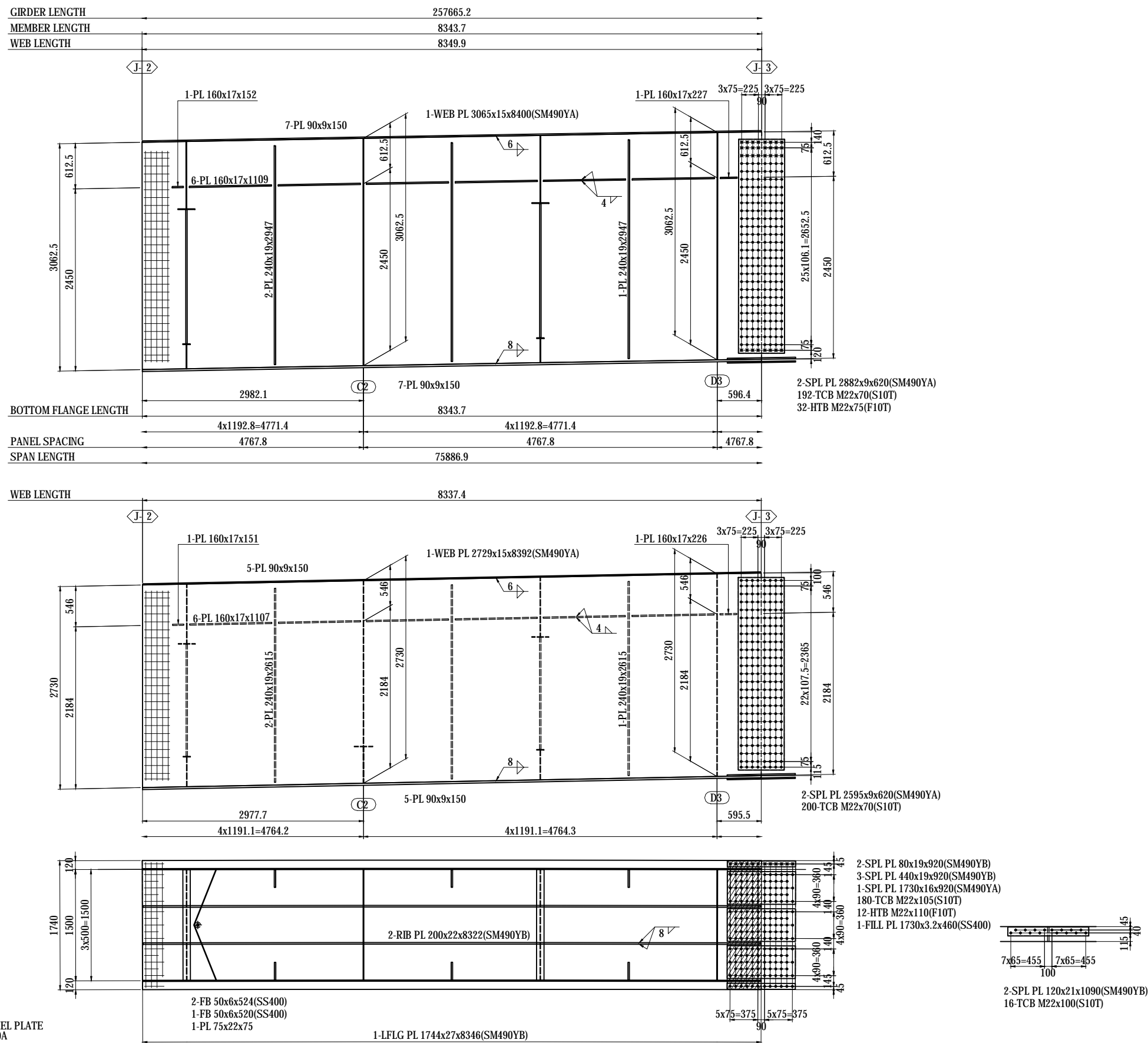
NOTES:
1 - STEEL GRADE OF STEEL PLATE
UNLESS NOTE : SM400A

MARKING DIAGRAM



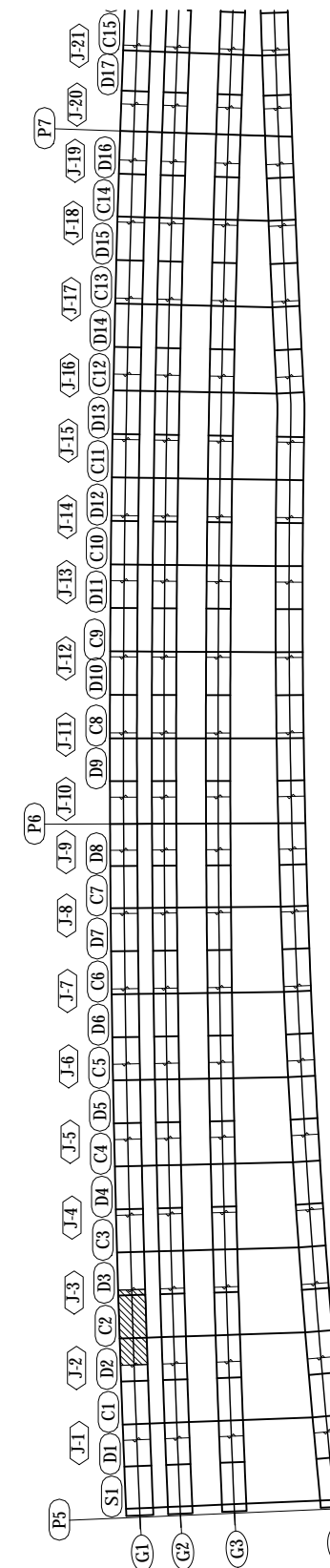
PROJECT NAME	FINANCED BY	COUNTERPART	JICA STUDY TEAM	NAME	SIGNATURE	DATE	DRAWING TITLE	PACKAGE
DETAILED DESIGN ON BAGO RIVER BRIDGE CONSTRUCTION PROJECT	JAPAN INTERNATIONAL COOPERATION AGENCY	REPUBLIC OF THE UNION OF MYANMAR MINISTRY OF CONSTRUCTION DEPARTMENT OF BRIDGE	NIPPON KOEI CO., LTD. ORIENTAL CONSULTANTS GLOBAL CO., LTD. METROPOLITAN EXPRESSWAY COMPANY LIMITED CHODAI CO., LTD. NIPPON ENGINEERING CONSULTANTS CO., LTD.	PREPARED BY CHECKED BY APPROVED BY	S. IMADA T. HAYAKAWA Y. SANO	29 Sept.2017 3 Oct.2017 6 Oct.2017	DETAIL OF GIRDER G1 (2)	1 DWG No. P1-SB-1102

DETAIL OF GIRDER G1 (3) S=1:60



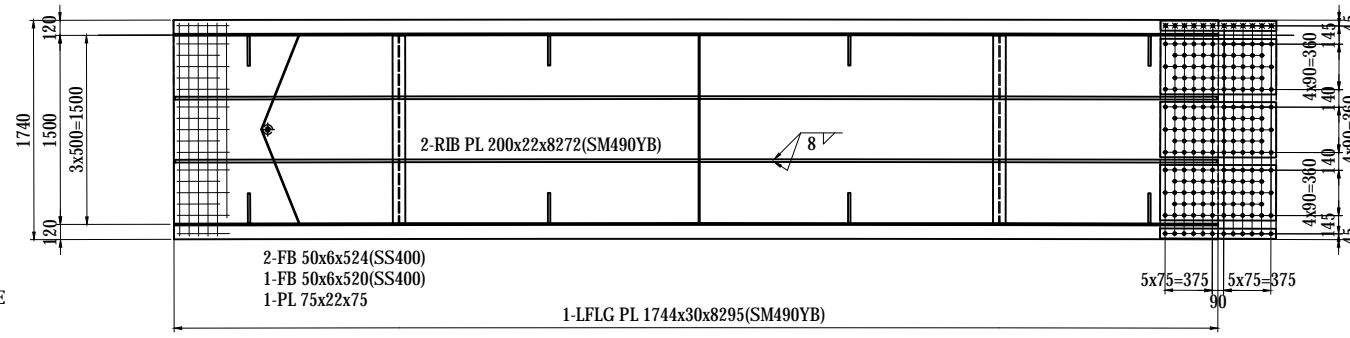
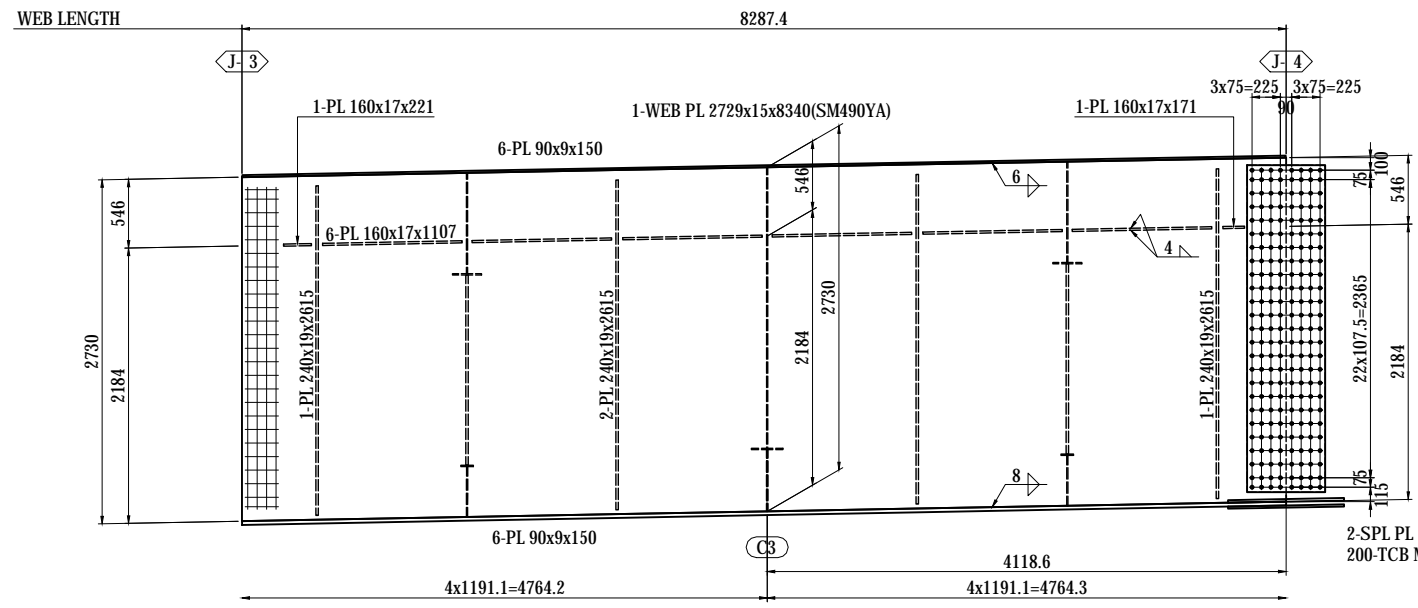
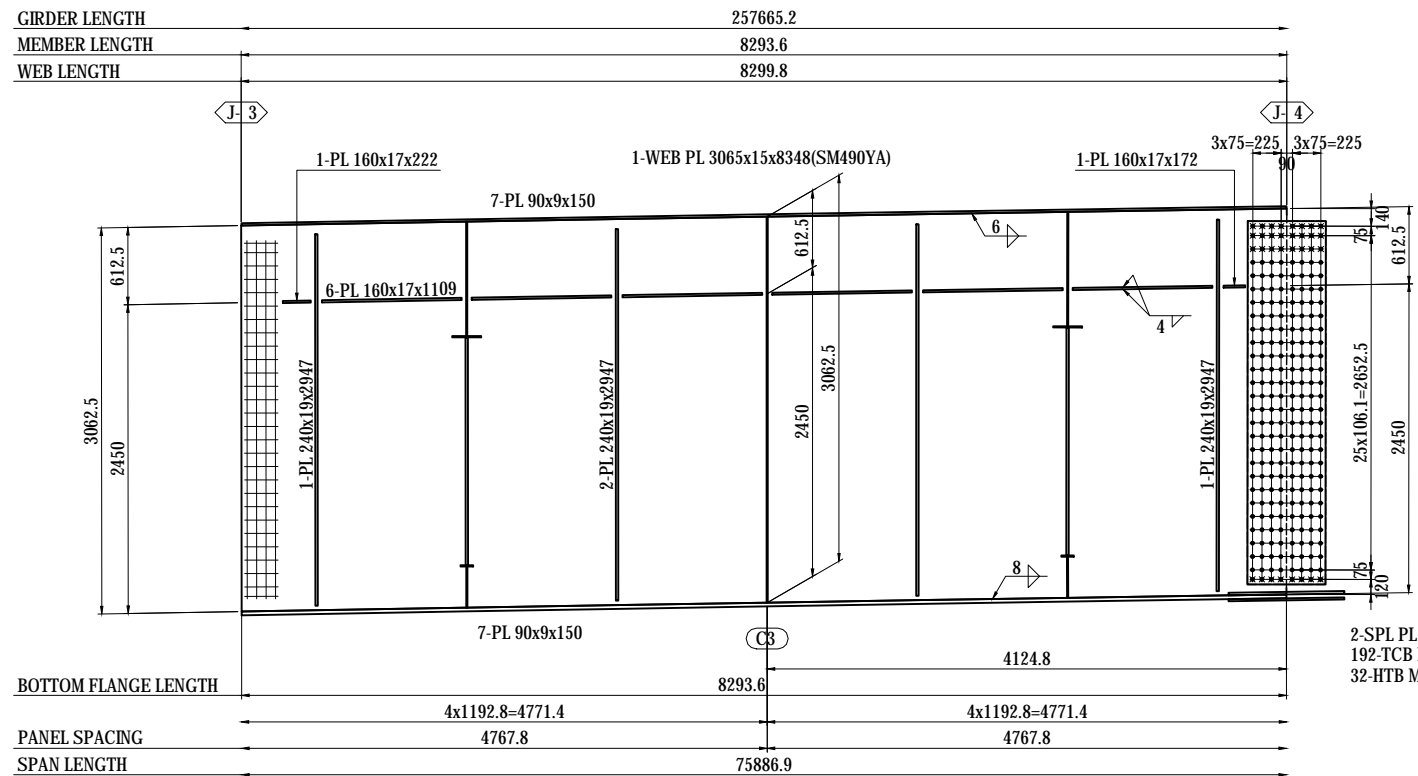
NOTES:
 1 - STEEL GRADE OF STEEL PLATE
 UNLESS NOTE : SM400A

MARKING DIAGRAM



PROJECT NAME DETAILED DESIGN ON BAGO RIVER BRIDGE CONSTRUCTION PROJECT	FINANCED BY JAPAN INTERNATIONAL COOPERATION AGENCY	COUNTERPART REPUBLIC OF THE UNION OF MYANMAR MINISTRY OF CONSTRUCTION DEPARTMENT OF BRIDGE	JICA STUDY TEAM NIPPON KOEI CO., LTD. ORIENTAL CONSULTANTS GLOBAL CO., LTD. METROPOLITAN EXPRESSWAY COMPANY LIMITED CHODAI CO., LTD. NIPPON ENGINEERING CONSULTANTS CO., LTD.	NAME PREPARED BY S. IMADA CHECKED BY T. HAYAKAWA APPROVED BY Y. SANO	SIGNATURE (Signature) (Signature) (Signature)	DATE 29 Sept.2017 3 Oct.2017 6 Oct.2017	DRAWING TITLE DETAIL OF GIRDER G1 (3)	PACKAGE 1 DWG No. P1-SB-1103
---	--	---	--	---	--	--	---	---------------------------------------

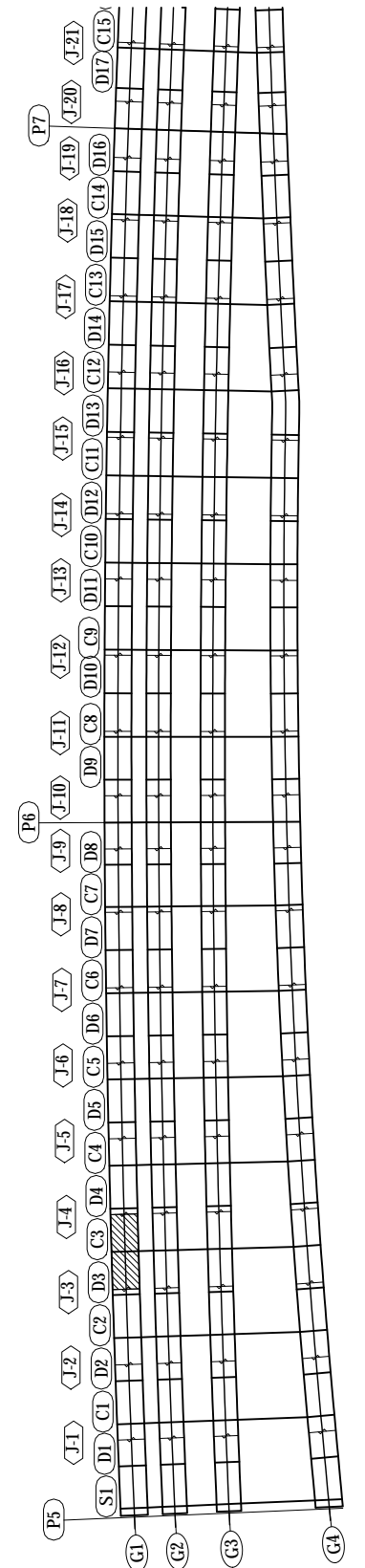
DETAIL OF GIRDER G1 (4) S=1:60



- 2-SPL PL 80x21x920(SM490YB)
- 3-SPL PL 440x21x920(SM490YB)
- 1-SPL PL 1730x17x920(SM490YB)
- 180-TCB M22x105(S10T)
- 12-HTB M22x110(F10T)
- 2-SPL PL 120x21x1090(SM490YB)
- 16-TCB M22x100(S10T)

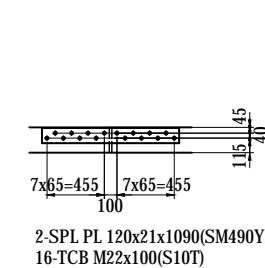
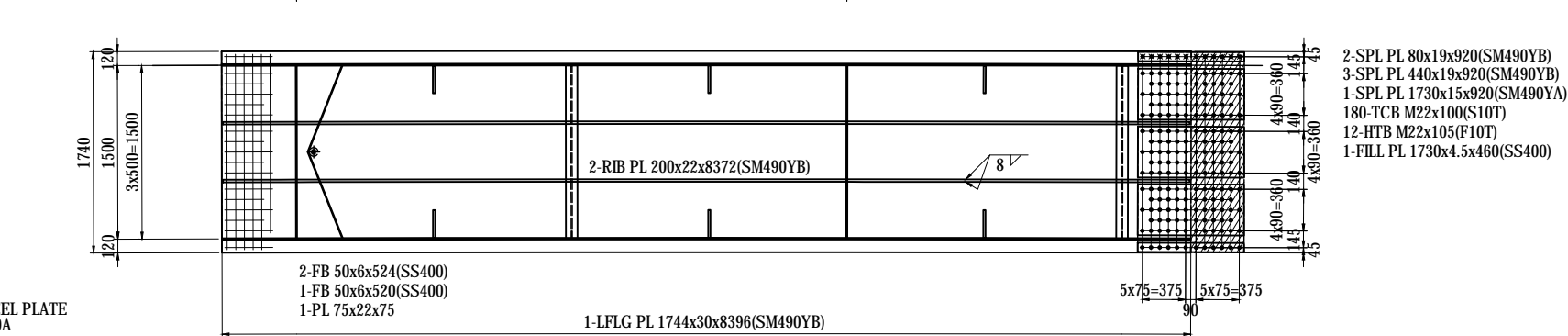
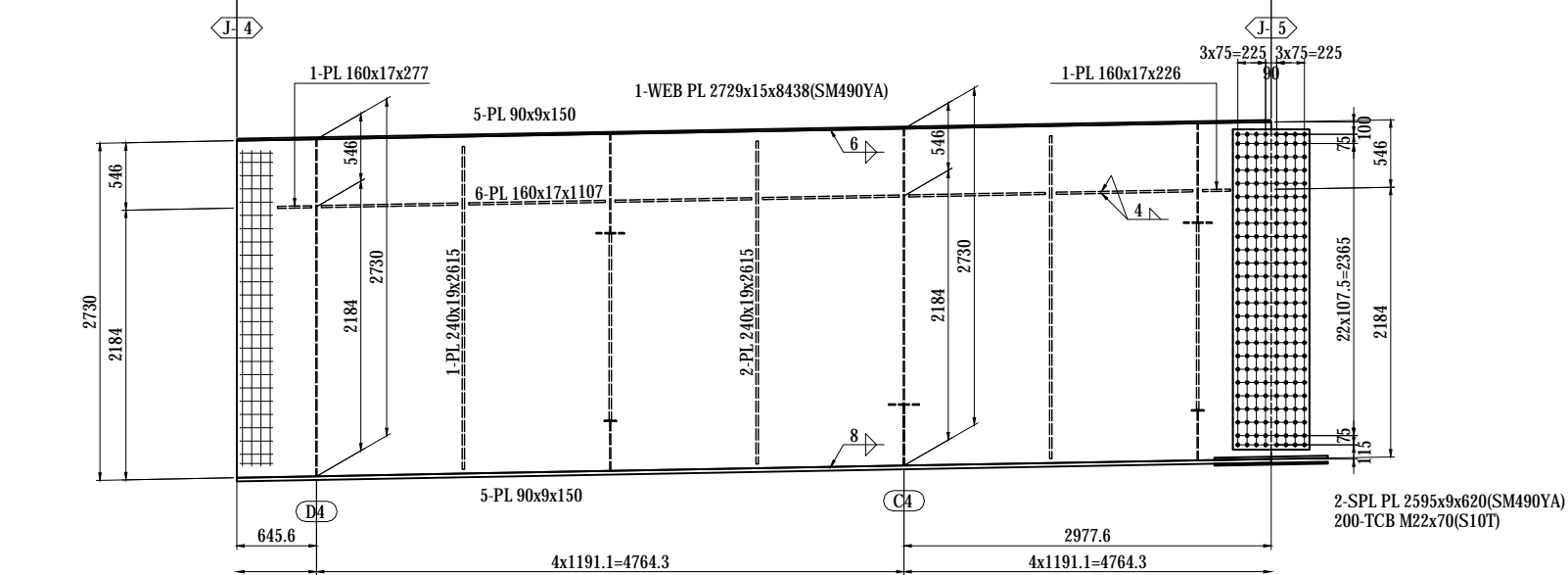
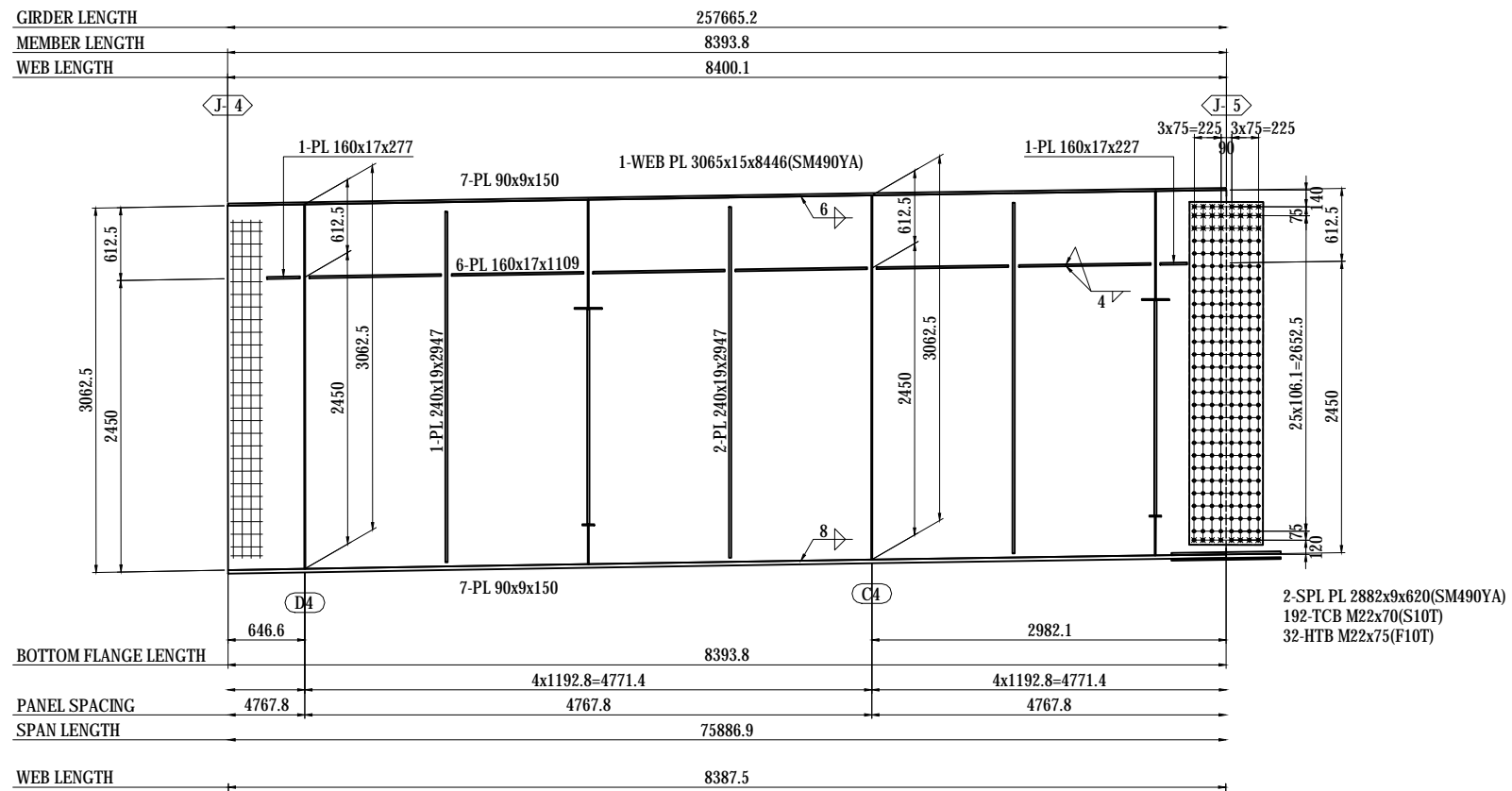
NOTES:
 1 - STEEL GRADE OF STEEL PLATE
 UNLESS NOTE : SM400A

MARKING DIAGRAM



PROJECT NAME DETAILED DESIGN ON BAGO RIVER BRIDGE CONSTRUCTION PROJECT	FINANCED BY JAPAN INTERNATIONAL COOPERATION AGENCY	COUNTERPART REPUBLIC OF THE UNION OF MYANMAR MINISTRY OF CONSTRUCTION DEPARTMENT OF BRIDGE	JICA STUDY TEAM NIPPON KOEI CO., LTD. ORIENTAL CONSULTANTS GLOBAL CO., LTD. METROPOLITAN EXPRESSWAY COMPANY LIMITED CHODAI CO., LTD. NIPPON ENGINEERING CONSULTANTS CO., LTD.	NAME S. IMADA SIGNATURE DATE 29 Sept.2017 CHECKED BY T. HAYAKAWA DATE 3 Oct.2017 APPROVED BY Y. SANO DATE 6 Oct.2017	DRAWING TITLE DETAIL OF GIRDER G1 (4)	PACKAGE 1 DWG No. P1-SB-1104
---	--	---	--	--	--	---------------------------------------

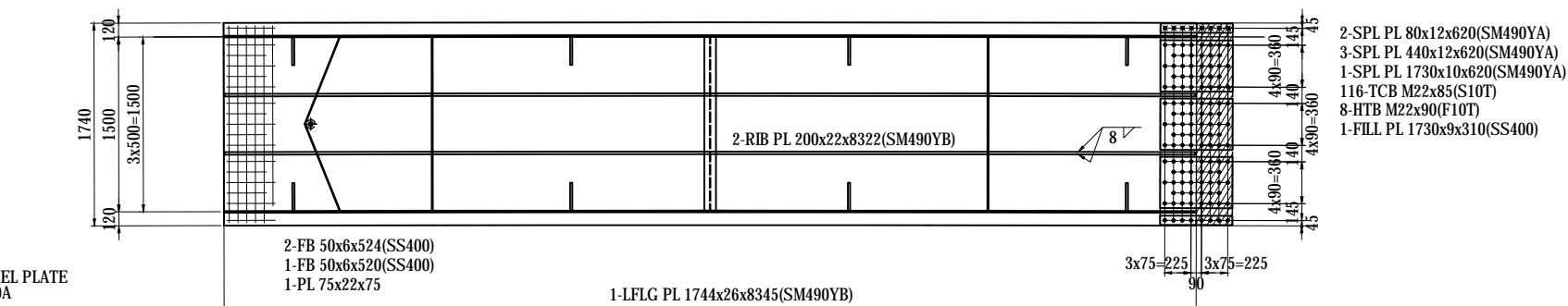
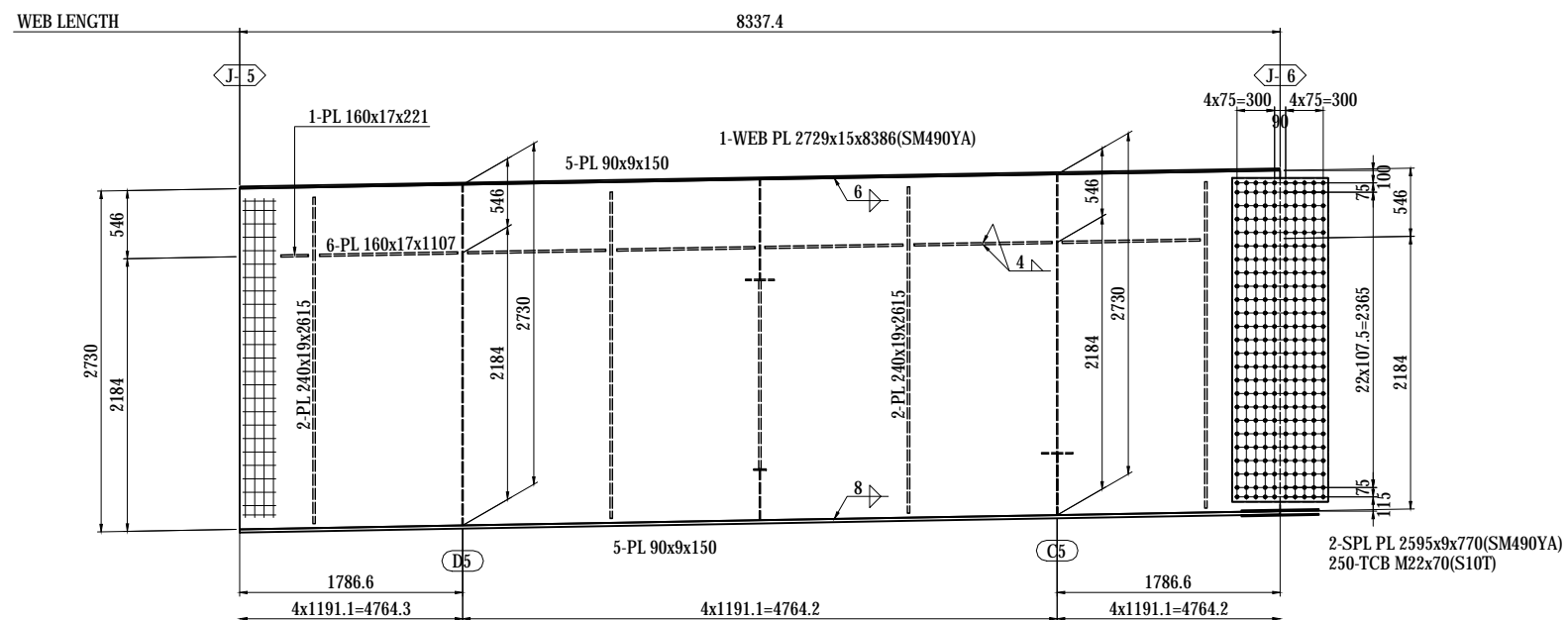
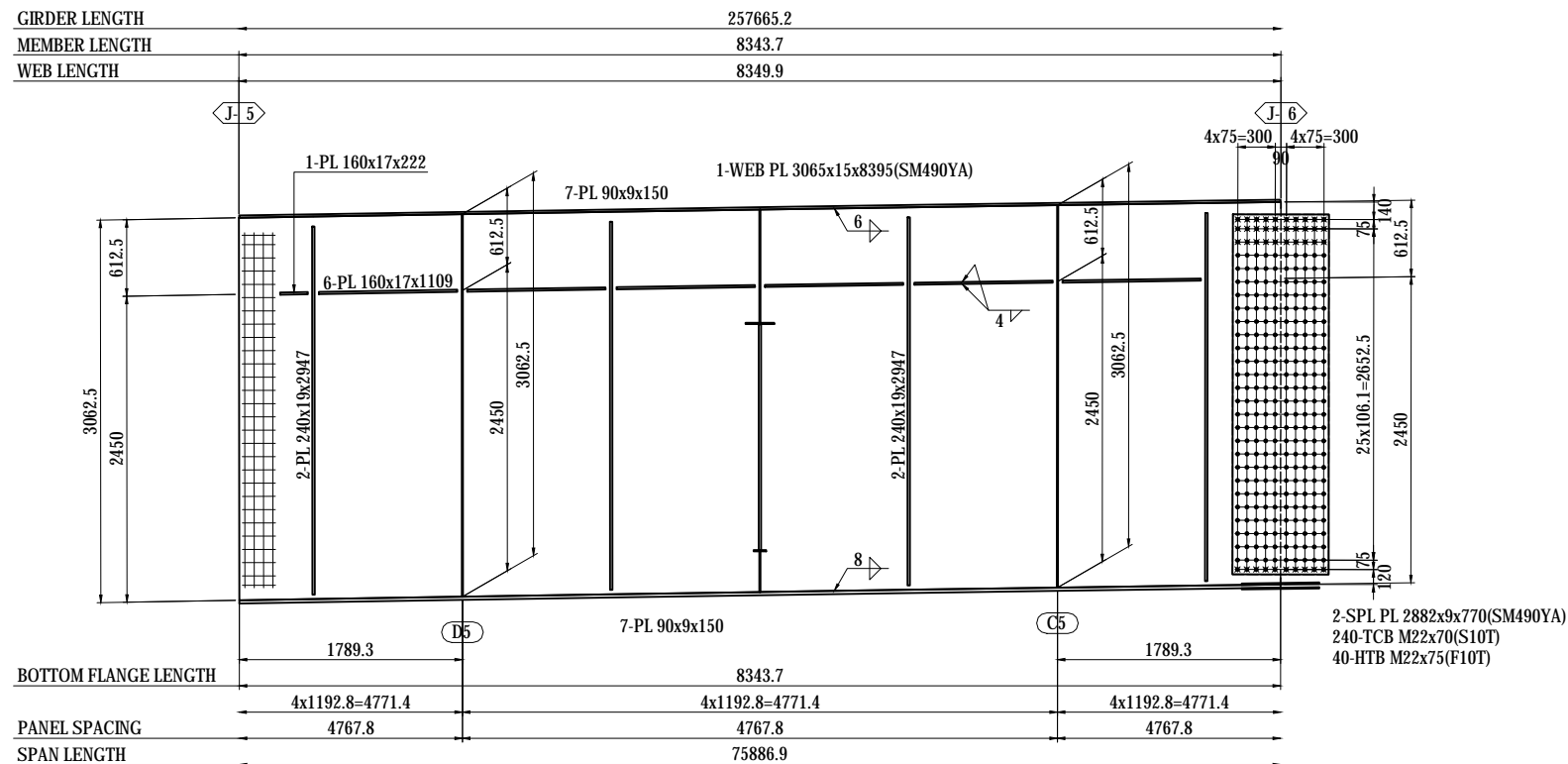
DETAIL OF GIRDER G1 (5) S=1:60



NOTES:
 1 - STEEL GRADE OF STEEL PLATE
 UNLESS NOTE : SM400A

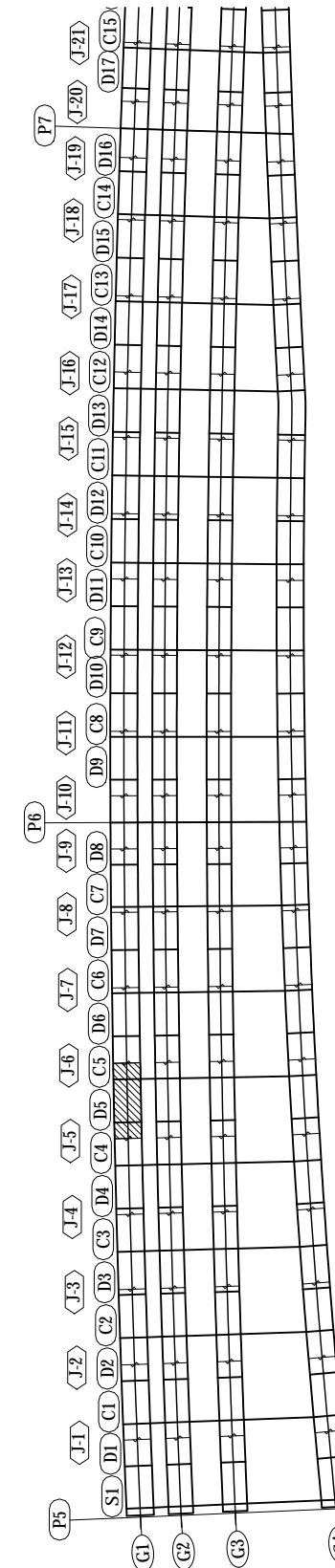
PROJECT NAME	FINANCED BY	COUNTERPART	JICA STUDY TEAM	NAME	SIGNATURE	DATE	DRAWING TITLE	PACKAGE
DETAILED DESIGN ON BAGO RIVER BRIDGE CONSTRUCTION PROJECT	JICA JAPAN INTERNATIONAL COOPERATION AGENCY	REPUBLIC OF THE UNION OF MYANMAR MINISTRY OF CONSTRUCTION DEPARTMENT OF BRIDGE	NIPPON KOEI CO., LTD. ORIENTAL CONSULTANTS GLOBAL CO., LTD. METROPOLITAN EXPRESSWAY COMPANY LIMITED CHODAI CO., LTD. NIPPON ENGINEERING CONSULTANTS CO., LTD.	S. IMADA	<i>S. Imada</i>	29 Sept.2017	DETAIL OF GIRDER G1 (5)	1
				T. HAYAKAWA	<i>T. Hayakawa</i>	3 Oct.2017		DWG No.
				Y. SANO	<i>Y. Sano</i>	6 Oct.2017		P1-SB-1105

DETAIL OF GIRDER G1 (6) S=1:60



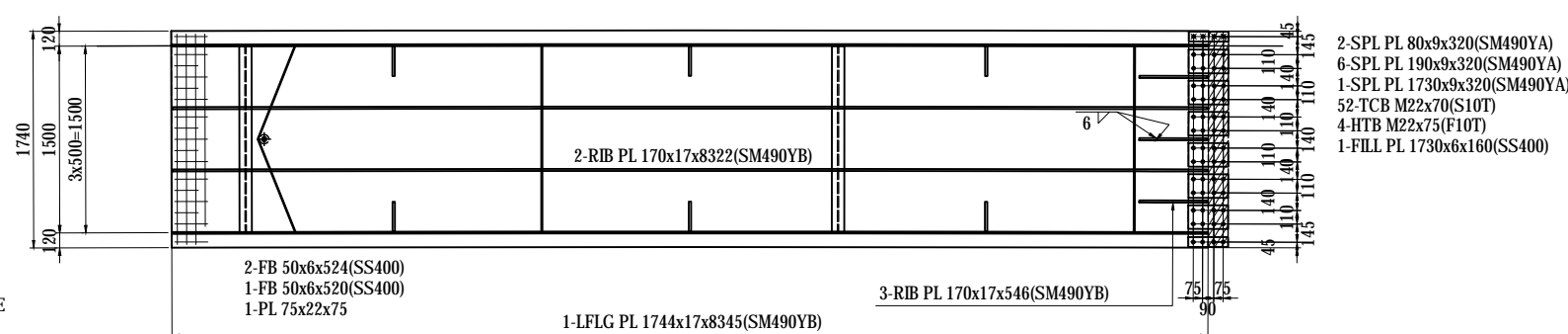
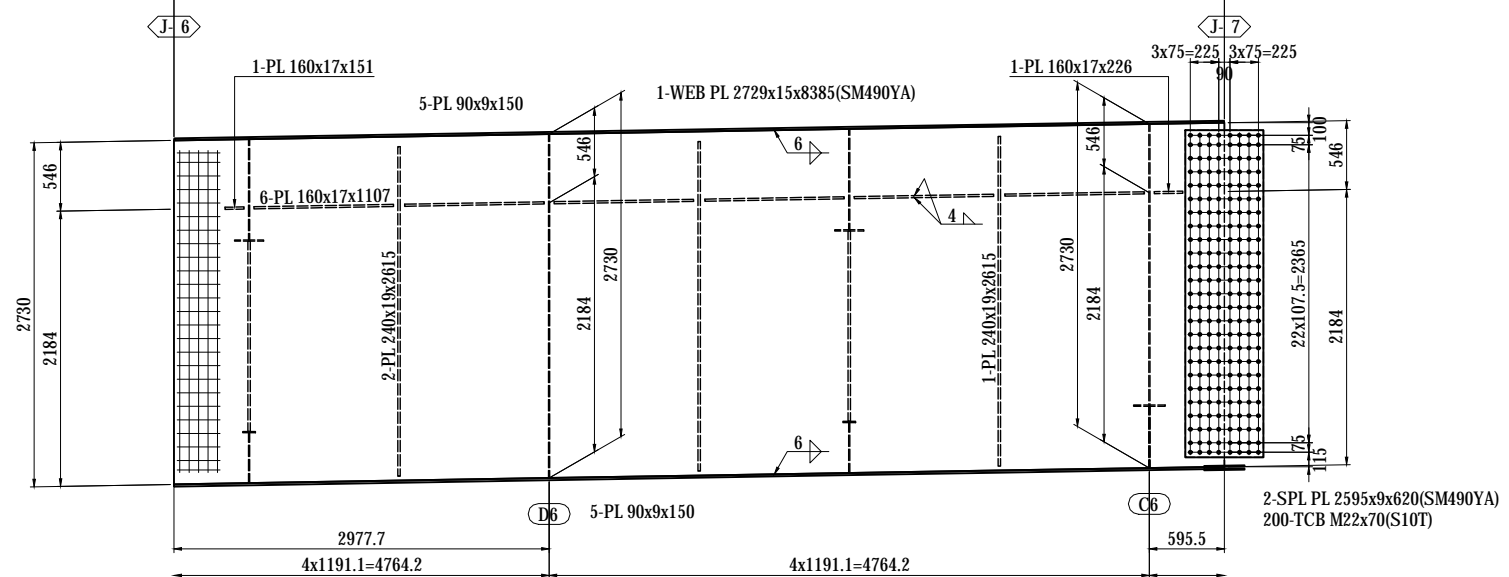
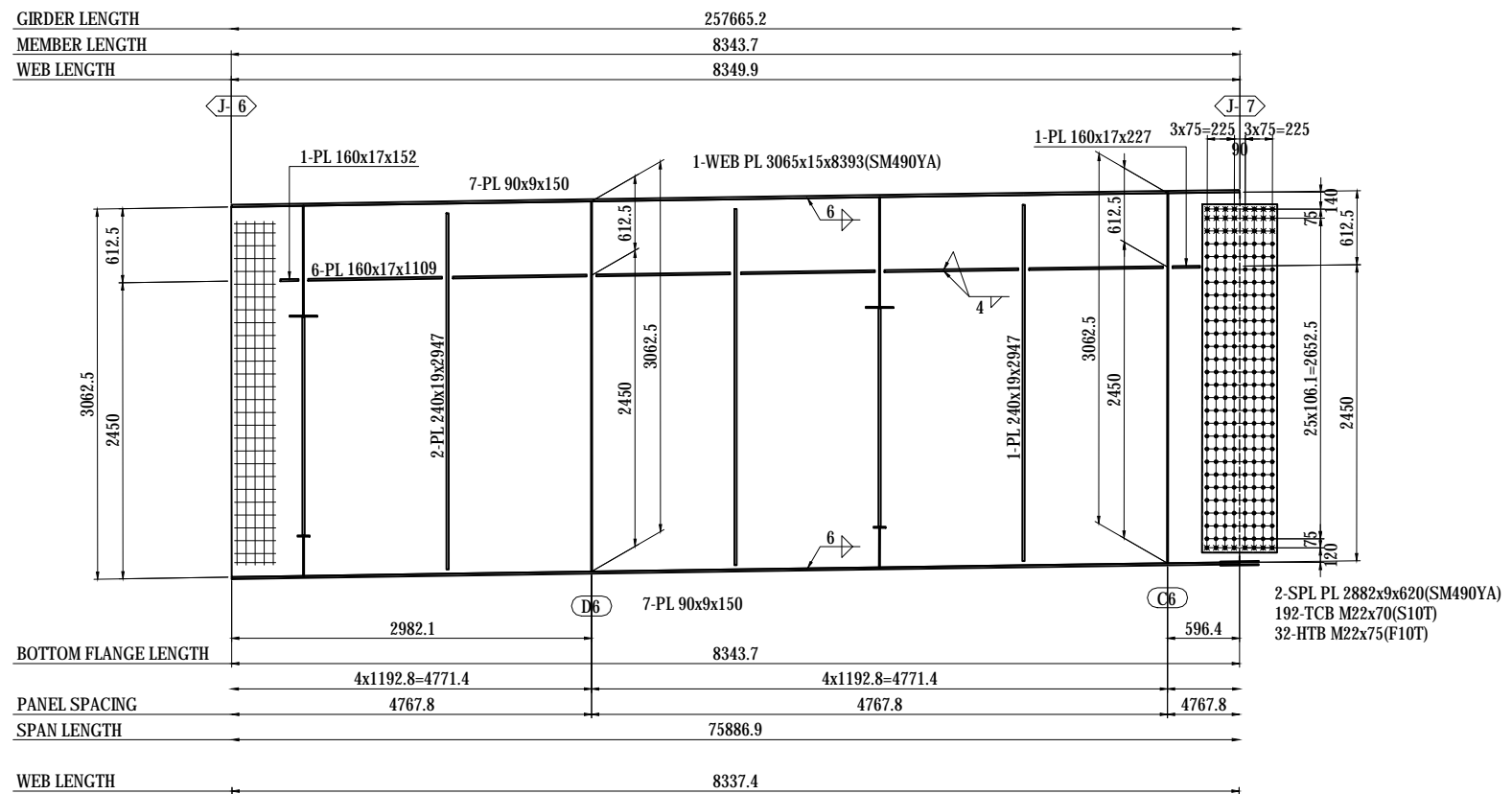
NOTES:
 1 - STEEL GRADE OF STEEL PLATE
 UNLESS NOTE : SM400A

MARKING DIAGRAM



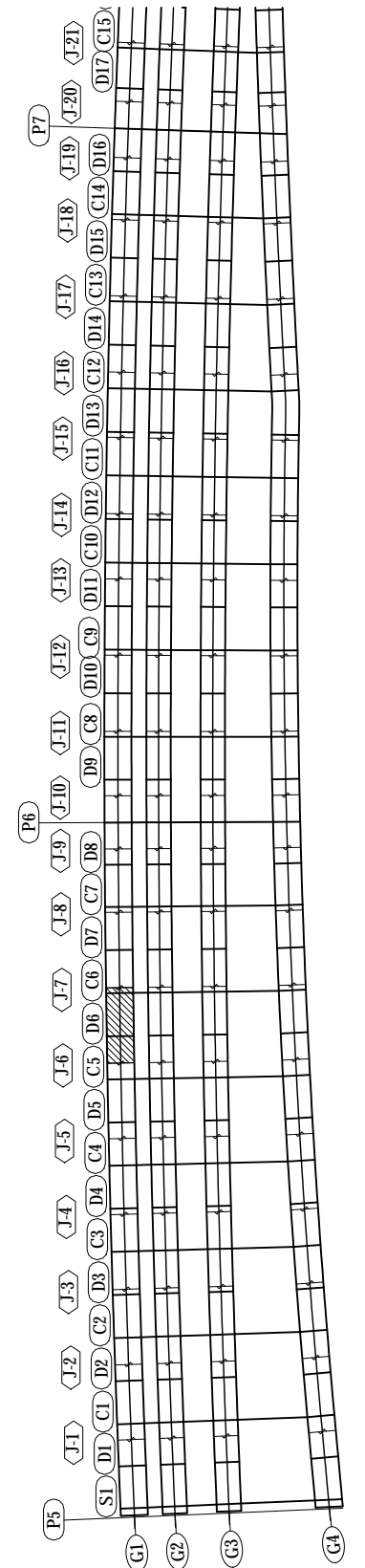
PROJECT NAME	FINANCED BY	COUNTERPART	JICA STUDY TEAM	NAME	SIGNATURE	DATE	DRAWING TITLE	PACKAGE
DETAILED DESIGN ON BAGO RIVER BRIDGE CONSTRUCTION PROJECT	JICA JAPAN INTERNATIONAL COOPERATION AGENCY	REPUBLIC OF THE UNION OF MYANMAR MINISTRY OF CONSTRUCTION DEPARTMENT OF BRIDGE	NIPPON KOEI CO., LTD. ORIENTAL CONSULTANTS GLOBAL CO., LTD. METROPOLITAN EXPRESSWAY COMPANY LIMITED CHODAI CO., LTD. NIPPON ENGINEERING CONSULTANTS CO., LTD.	PREPARED BY CHECKED BY APPROVED BY	S. IMADA T. HAYAKAWA Y. SANO	29 Sept.2017 3 Oct.2017 6 Oct.2017	DETAIL OF GIRDER G1 (6)	1 DWG No. P1-SB-1106

DETAIL OF GIRDER G1 (7) S=1:60



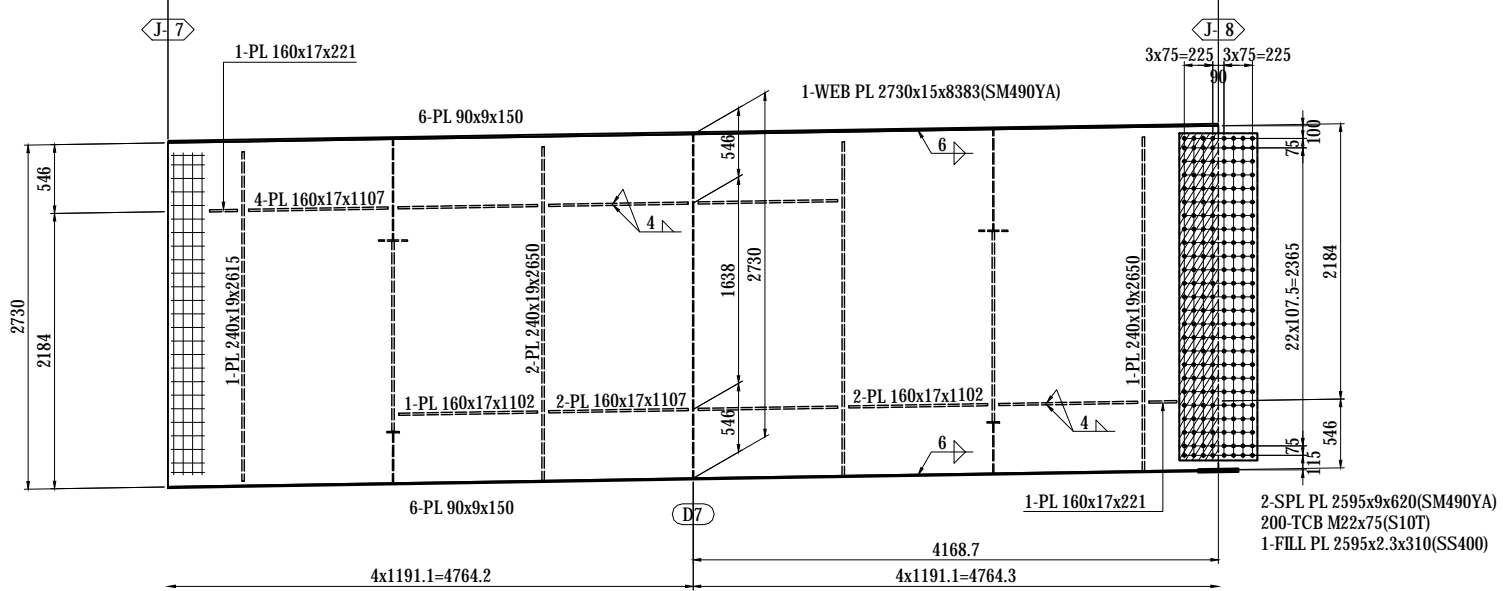
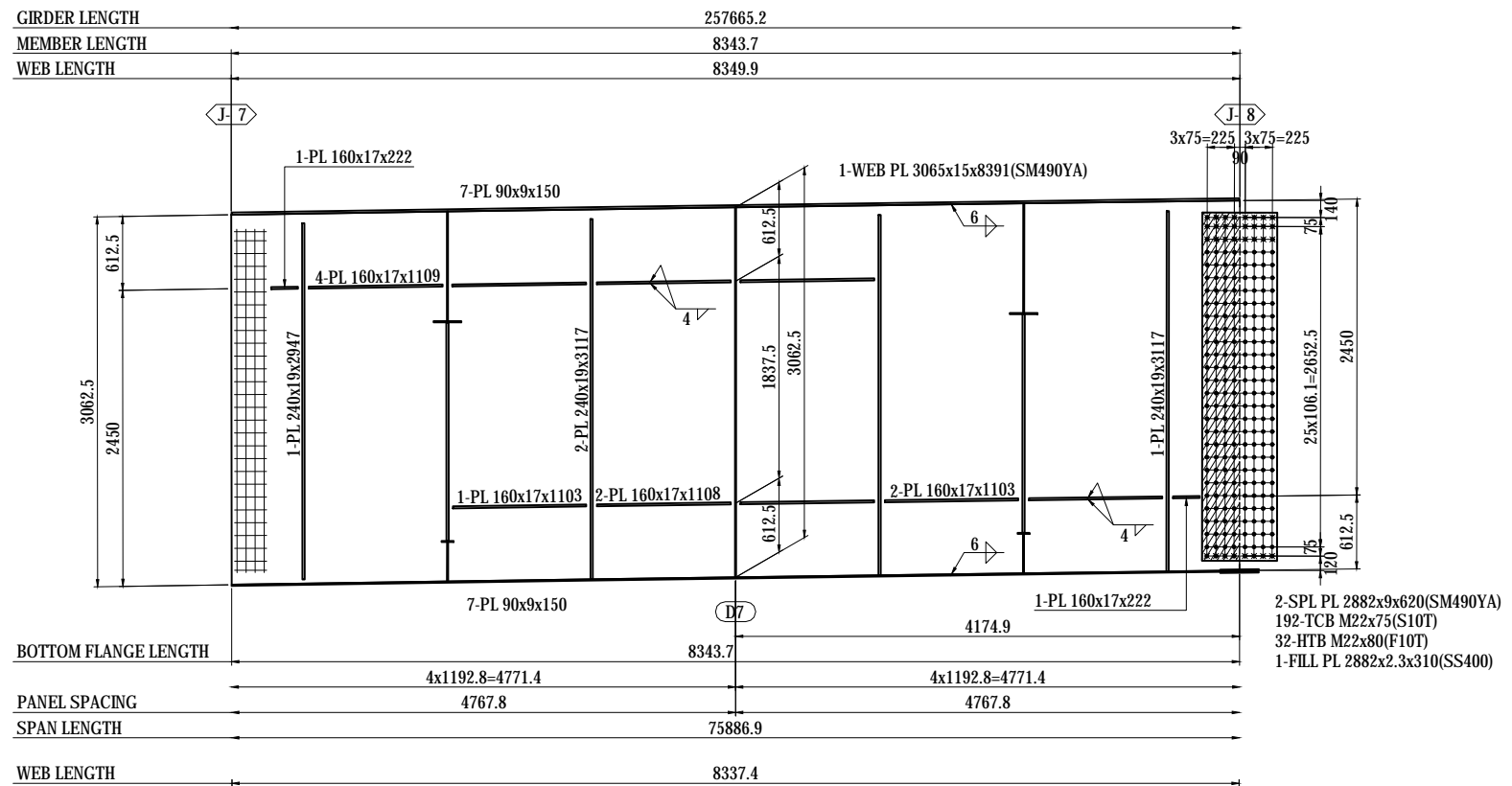
NOTES:
 1 - STEEL GRADE OF STEEL PLATE
 UNLESS NOTE : SM400A

MARKING DIAGRAM

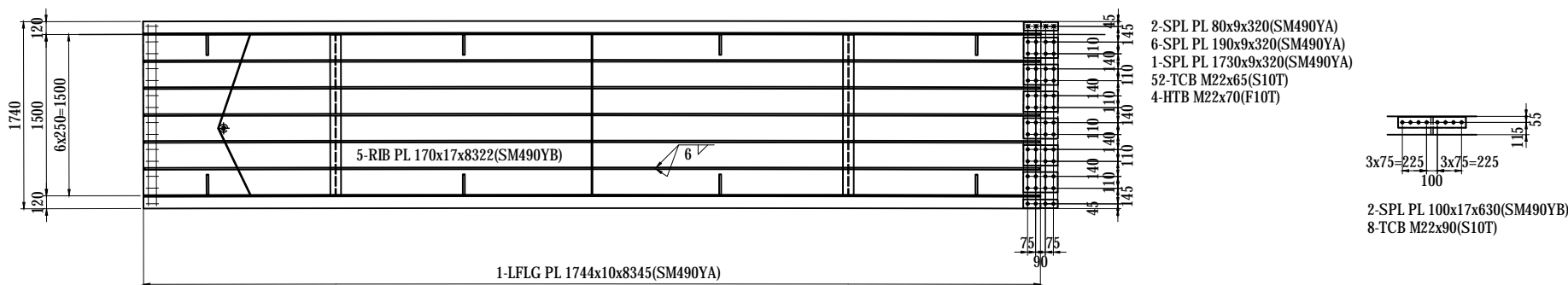


PROJECT NAME	FINANCED BY	COUNTERPART	JICA STUDY TEAM	NAME	SIGNATURE	DATE	DRAWING TITLE	PACKAGE
DETAILED DESIGN ON BAGO RIVER BRIDGE CONSTRUCTION PROJECT	JICA JAPAN INTERNATIONAL COOPERATION AGENCY	REPUBLIC OF THE UNION OF MYANMAR MINISTRY OF CONSTRUCTION DEPARTMENT OF BRIDGE	NIPPON KOEI CO., LTD. ORIENTAL CONSULTANTS GLOBAL CO., LTD. METROPOLITAN EXPRESSWAY COMPANY LIMITED CHODAI CO., LTD. NIPPON ENGINEERING CONSULTANTS CO., LTD.	PREPARED BY S. IMADA	<i>S. Imada</i>	29 Sept.2017	DETAIL OF GIRDER G1 (7)	1
				CHECKED BY T. HAYAKAWA	<i>T. Hayakawa</i>	3 Oct.2017		DWG No.
				APPROVED BY Y. SANO	<i>Y. Sano</i>	6 Oct.2017		P1-SB-1107

DETAIL OF GIRDER G1 (8) S=1:60

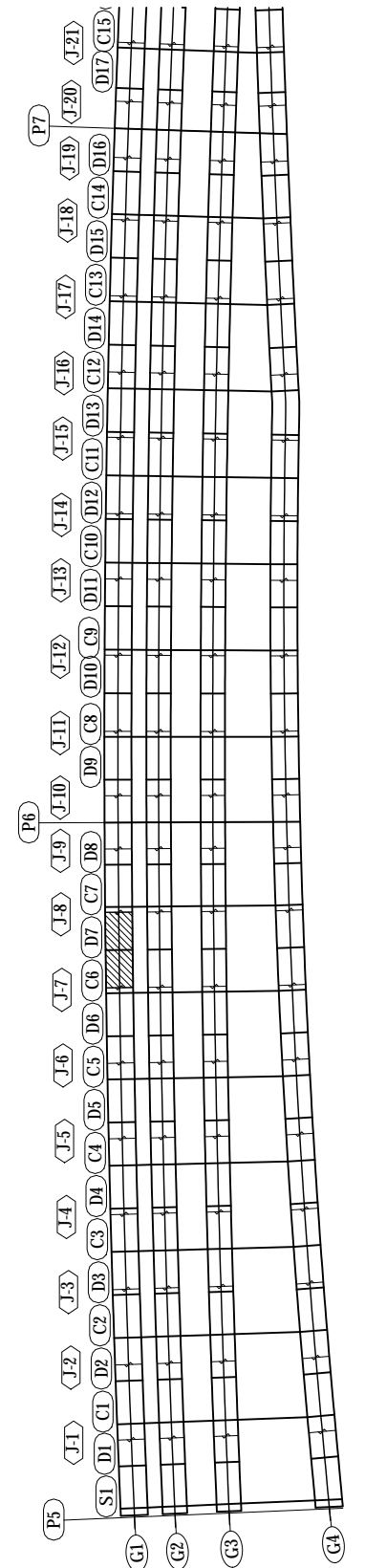


- 1-FB 50x6x250(SS400)
- 2-FB 50x6x246(SS400)
- 1-FB 50x6x252(SS400)
- 1-FB 50x6x259(SS400)
- 1-FB 50x6x262(SS400)
- 1-PL 75x22x75



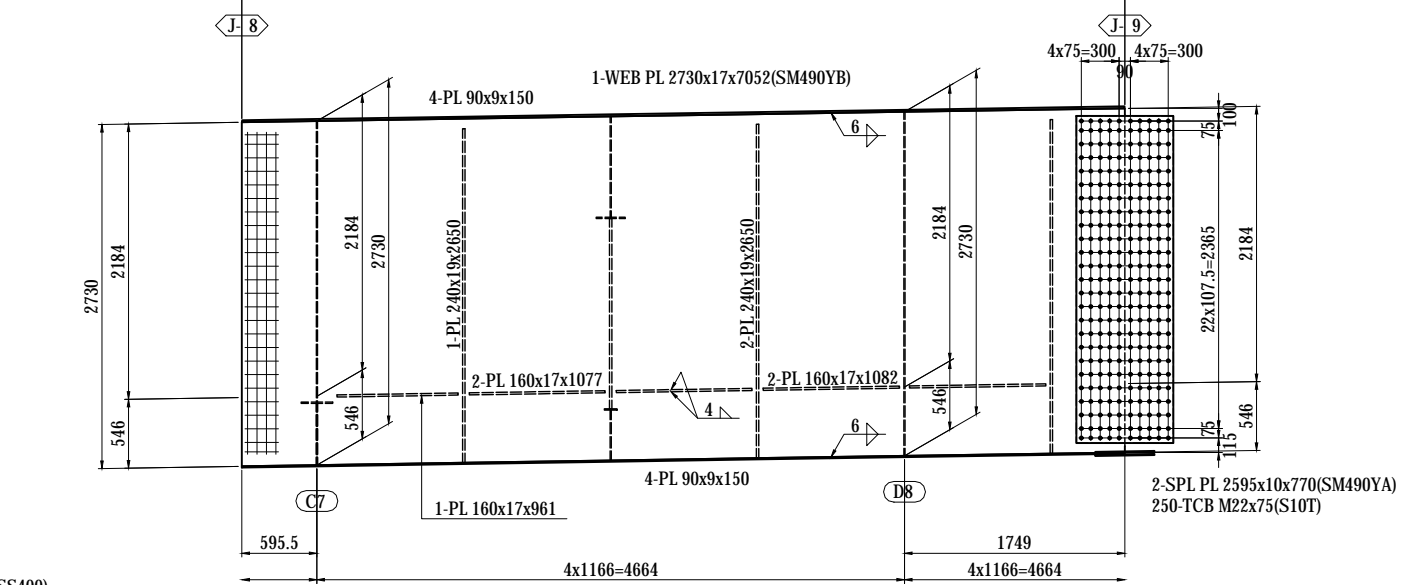
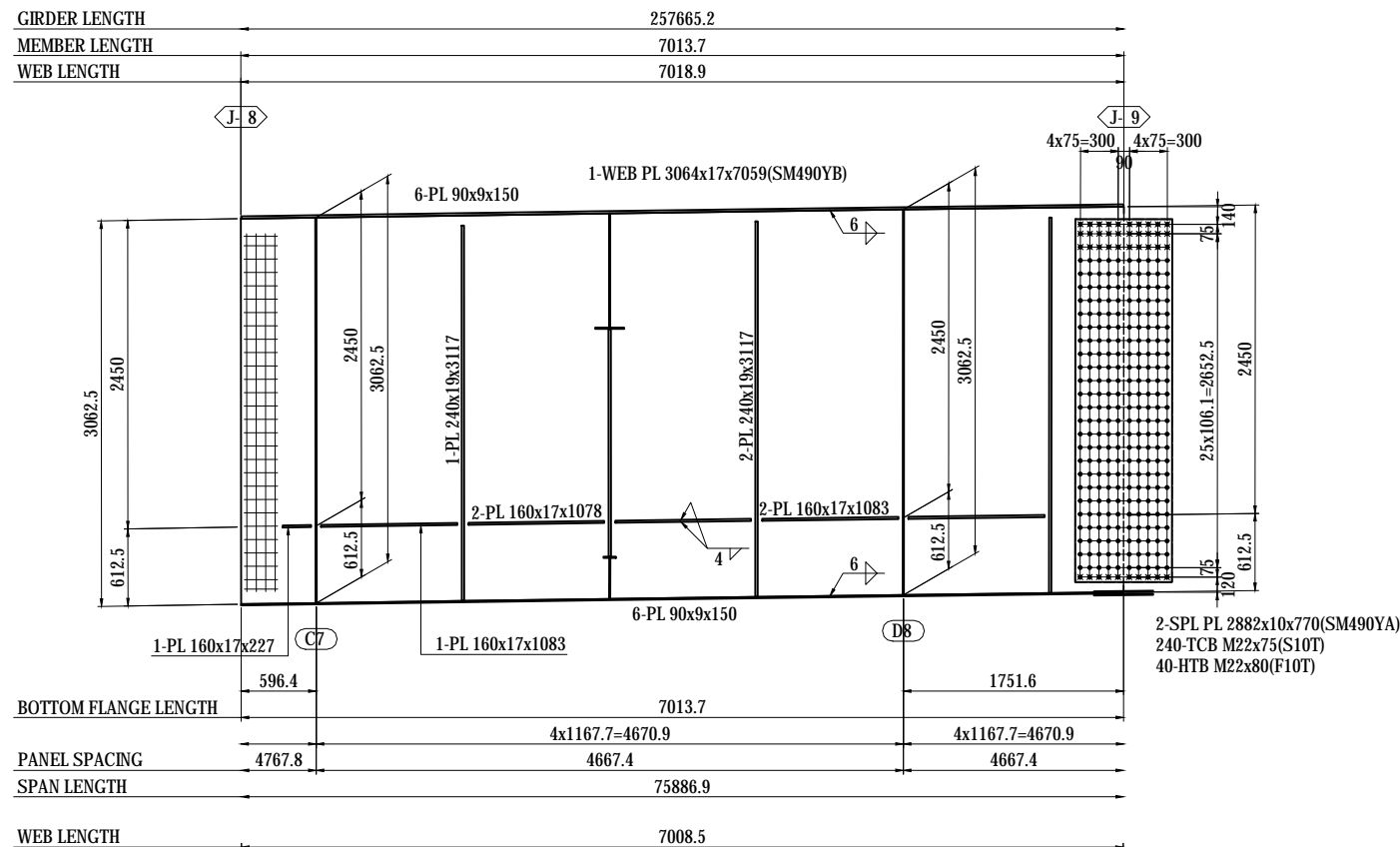
NOTES:
 1 - STEEL GRADE OF STEEL PLATE
 UNLESS NOTE : SM400A

MARKING DIAGRAM

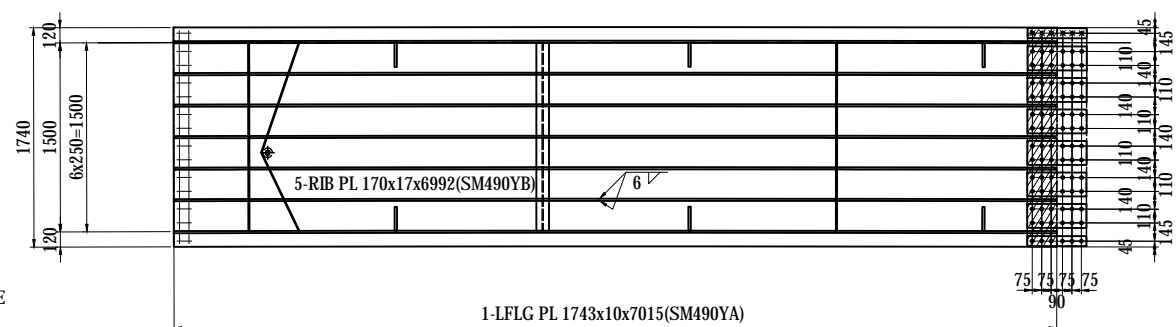


PROJECT NAME DETAILED DESIGN ON BAGO RIVER BRIDGE CONSTRUCTION PROJECT	FINANCED BY JAPAN INTERNATIONAL COOPERATION AGENCY	COUNTERPART REPUBLIC OF THE UNION OF MYANMAR MINISTRY OF CONSTRUCTION DEPARTMENT OF BRIDGE	JICA STUDY TEAM NIPPON KOEI CO., LTD. ORIENTAL CONSULTANTS GLOBAL CO., LTD. METROPOLITAN EXPRESSWAY COMPANY LIMITED CHODAI CO., LTD. NIPPON ENGINEERING CONSULTANTS CO., LTD.	NAME PREPARED BY S. IMADA CHECKED BY T. HAYAKAWA APPROVED BY Y. SANO	SIGNATURE DATE 29 Sept.2017 3 Oct.2017 6 Oct.2017	DRAWING TITLE DETAIL OF GIRDER G1 (8)	PACKAGE 1 DWG No. P1-SB-1108
---	--	---	--	---	---	--	---------------------------------------

DETAIL OF GIRDER G1 (9) S=1:60



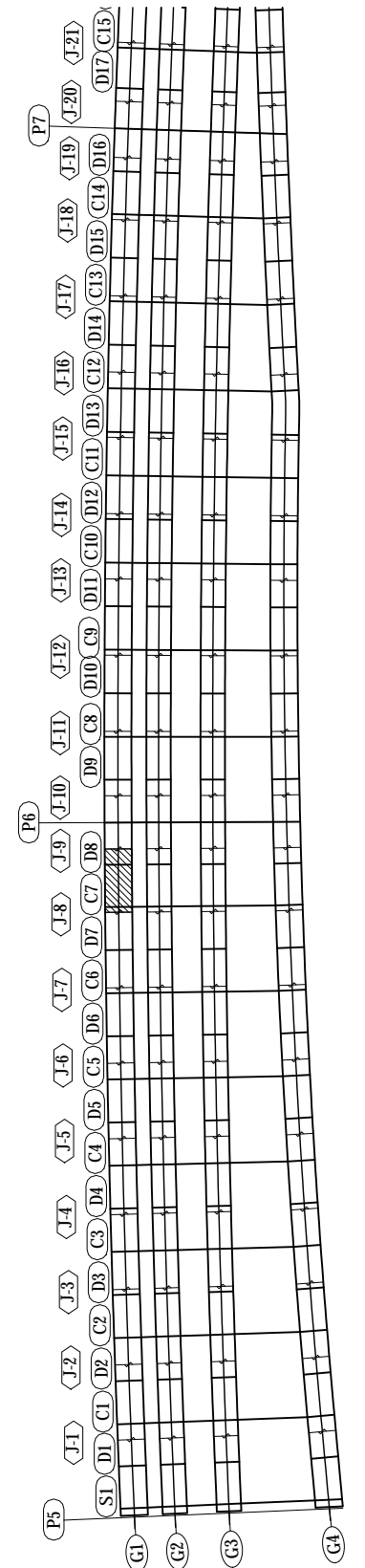
- 1-FB 50x6x250(SS400)
- 2-FB 50x6x246(SS400)
- 1-FB 50x6x252(SS400)
- 1-FB 50x6x259(SS400)
- 1-FB 50x6x262(SS400)
- 1-PL 75x22x75



NOTES:

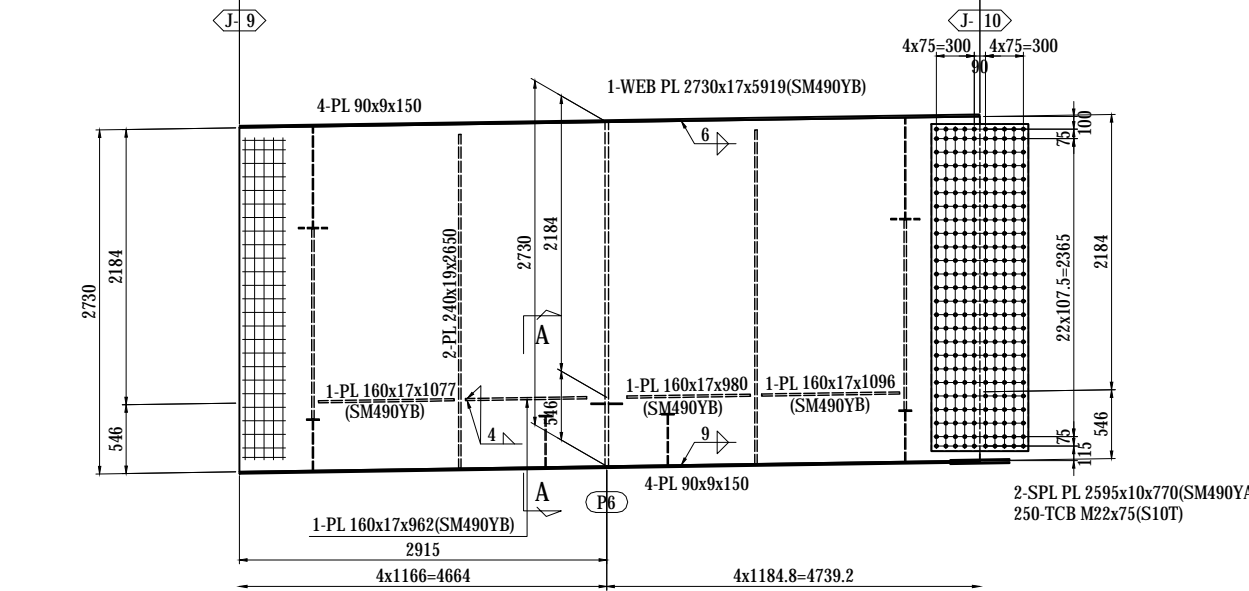
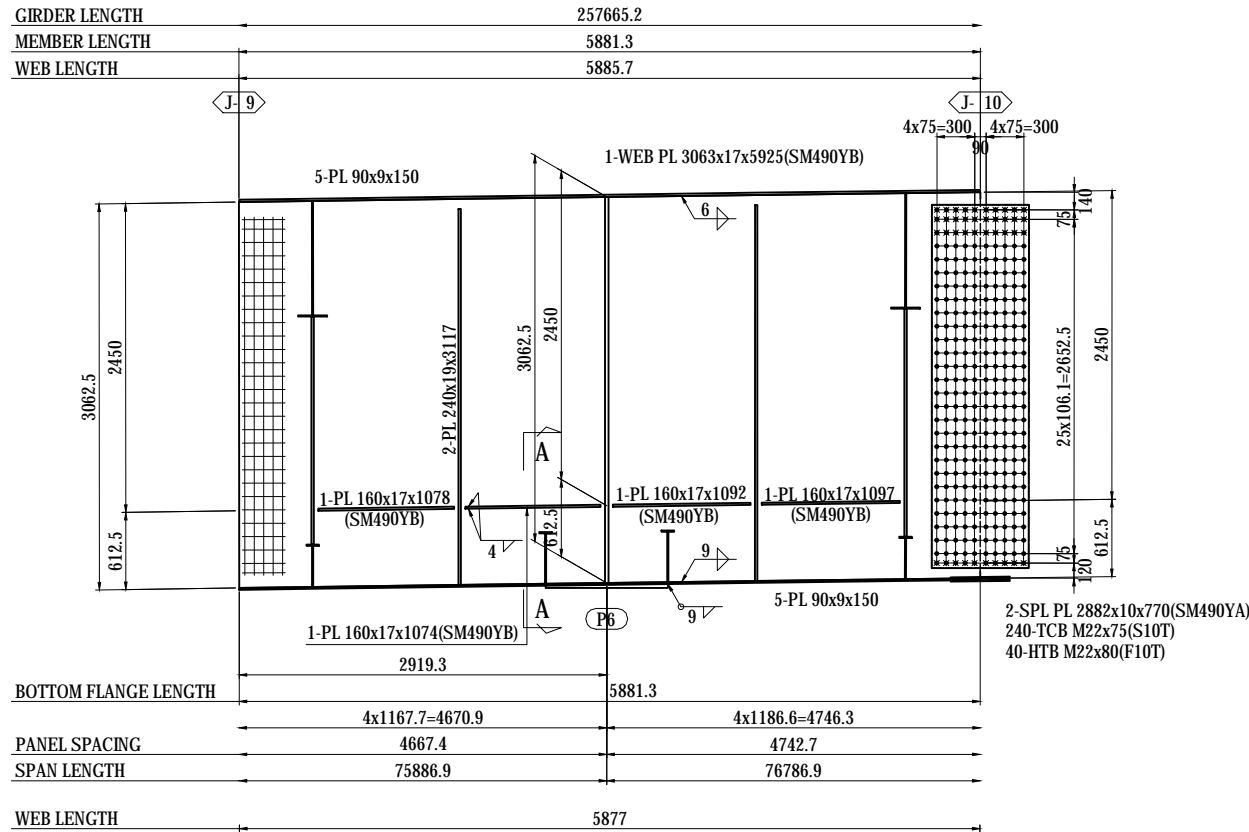
1 - STEEL GRADE OF STEEL PLATE
UNLESS NOTE : SM400A

MARKING DIAGRAM

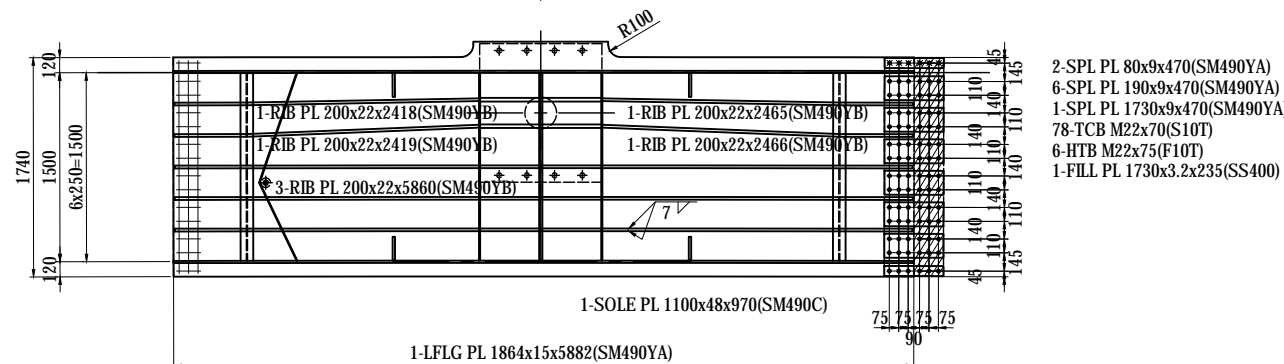


PROJECT NAME	FINANCED BY	COUNTERPART	JICA STUDY TEAM	NAME	SIGNATURE	DATE	DRAWING TITLE	PACKAGE
DETAILED DESIGN ON BAGO RIVER BRIDGE CONSTRUCTION PROJECT	JAPAN INTERNATIONAL COOPERATION AGENCY	REPUBLIC OF THE UNION OF MYANMAR MINISTRY OF CONSTRUCTION DEPARTMENT OF BRIDGE	NIPPON KOEI CO., LTD. ORIENTAL CONSULTANTS GLOBAL CO., LTD. METROPOLITAN EXPRESSWAY COMPANY LIMITED CHODAI CO., LTD. NIPPON ENGINEERING CONSULTANTS CO., LTD.	PREPARED BY CHECKED BY APPROVED BY	S. IMADA T. HAYAKAWA Y. SANO	29 Sept.2017 3 Oct.2017 6 Oct.2017	DETAIL OF GIRDER G1 (9)	1 DWG No. P1-SB-1109

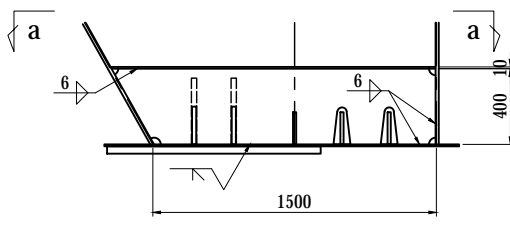
DETAIL OF GIRDER G1 (10) S=1:60



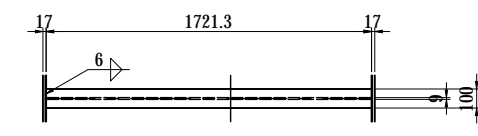
- 1-FB 50x6x250(SS400)
- 2-FB 50x6x246(SS400)
- 1-FB 50x6x252(SS400)
- 1-FB 50x6x259(SS400)
- 1-FB 50x6x262(SS400)
- 1-PL 75x22x75



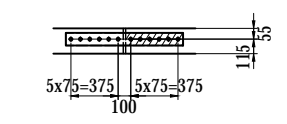
SECTION A-A S=1:40



SECTION a-a

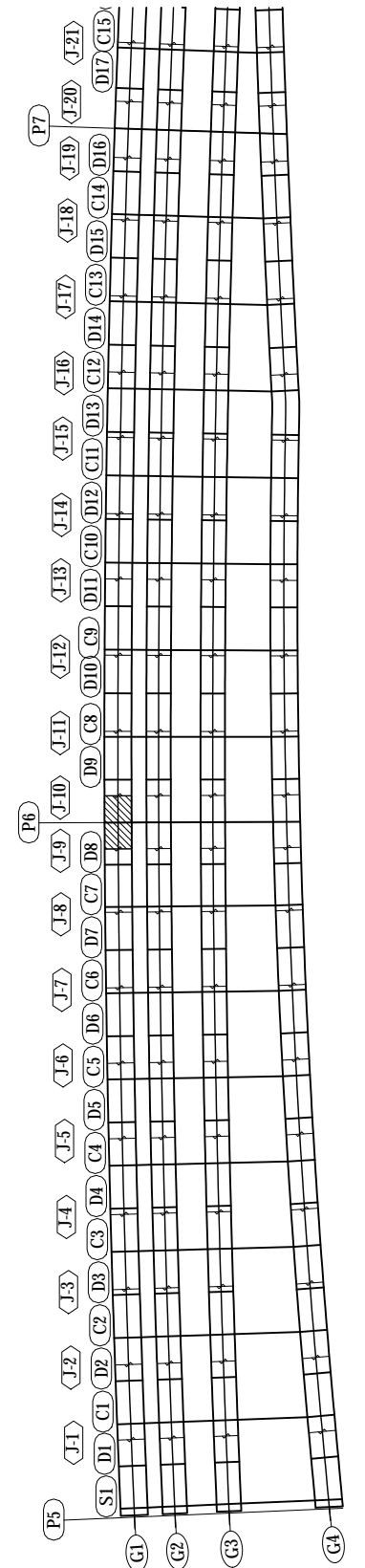


2-FLG PL 100x10x1721
 2-WEB PL 400x 9x1721



2-SPL PL 100x15x930(SM490YA)
 12-TCB M22x90(S10T)
 2-FILL PL 100x2.3x455(SS400)

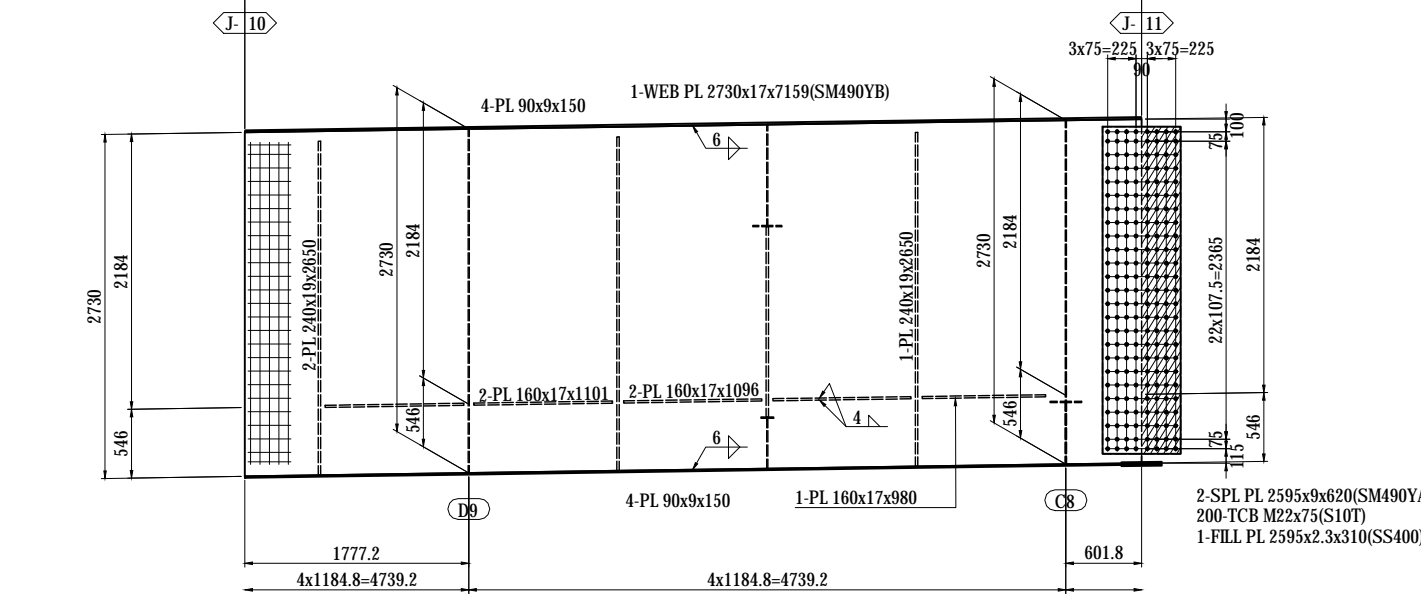
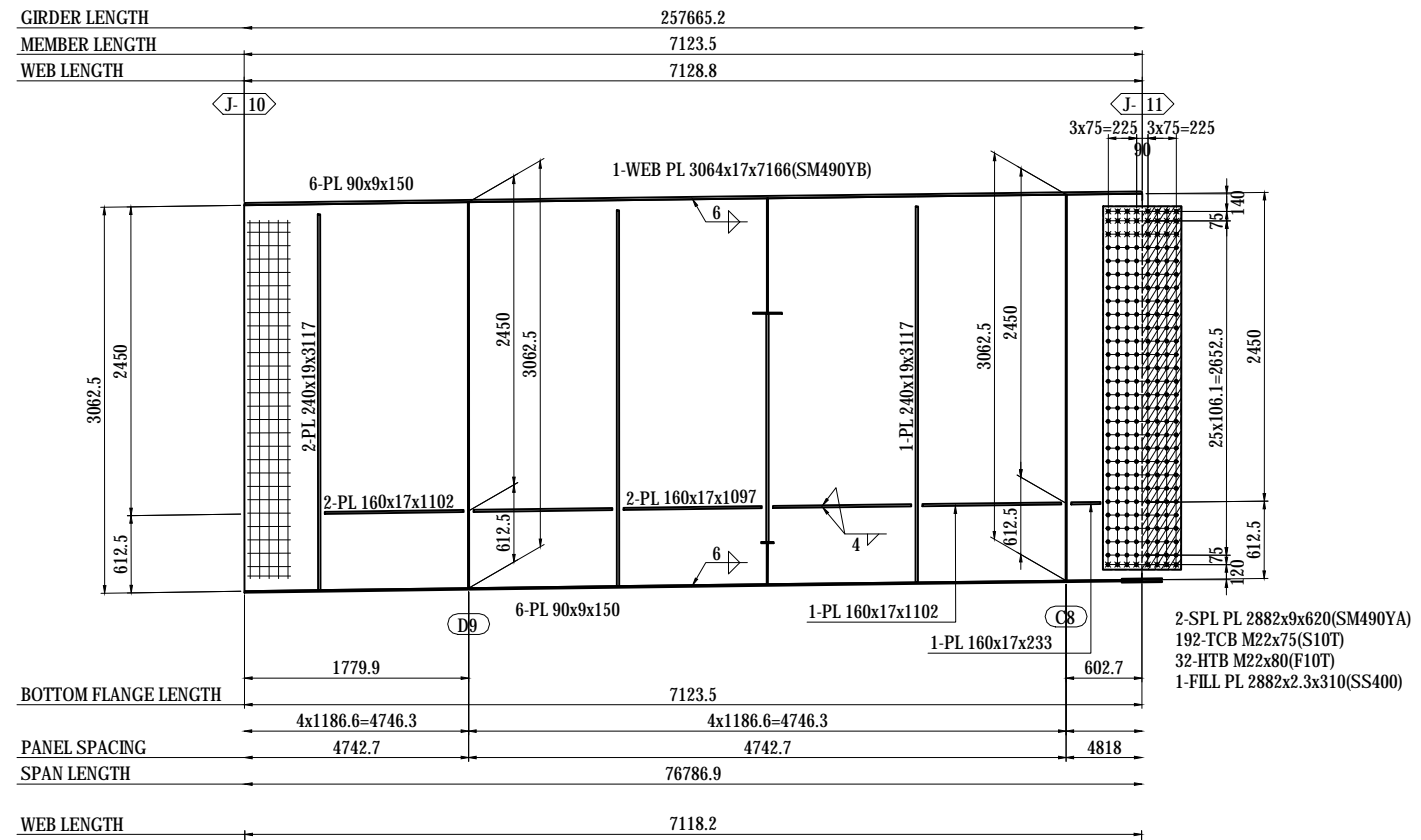
MARKING DIAGRAM



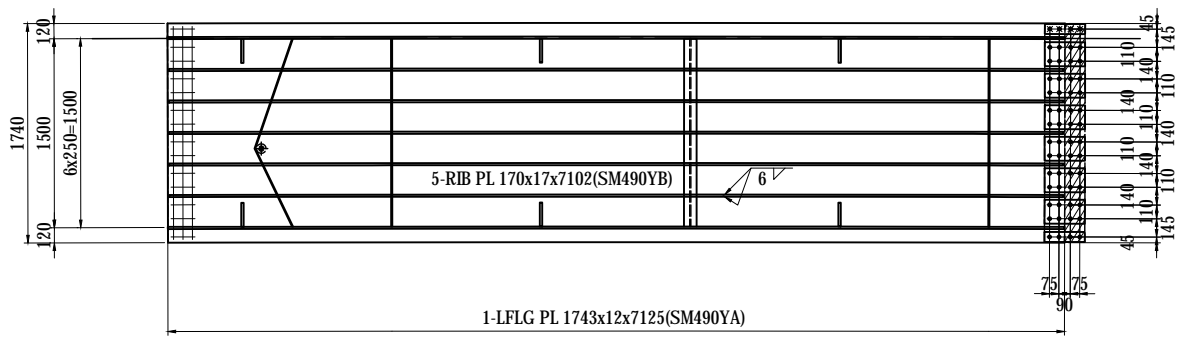
NOTES:
 1 - STEEL GRADE OF STEEL PLATE
 UNLESS NOTE : SM400A

PROJECT NAME DETAILED DESIGN ON BAGO RIVER BRIDGE CONSTRUCTION PROJECT	FINANCED BY JAPAN INTERNATIONAL COOPERATION AGENCY	COUNTERPART REPUBLIC OF THE UNION OF MYANMAR MINISTRY OF CONSTRUCTION DEPARTMENT OF BRIDGE	JICA STUDY TEAM NIPPON KOEI CO., LTD. ORIENTAL CONSULTANTS GLOBAL CO., LTD. METROPOLITAN EXPRESSWAY COMPANY LIMITED CHODAI CO., LTD. NIPPON ENGINEERING CONSULTANTS CO., LTD.	NAME PREPARED BY S. IMADA CHECKED BY T. HAYAKAWA APPROVED BY Y. SANO	SIGNATURE DATE 29 Sept.2017 3 Oct.2017 6 Oct.2017	DRAWING TITLE DETAIL OF GIRDER G1 (10)	PACKAGE 1 DWG No. P1-SB-1110
---	--	---	--	---	---	---	---------------------------------------

DETAIL OF GIRDER G1 (11) S=1:60



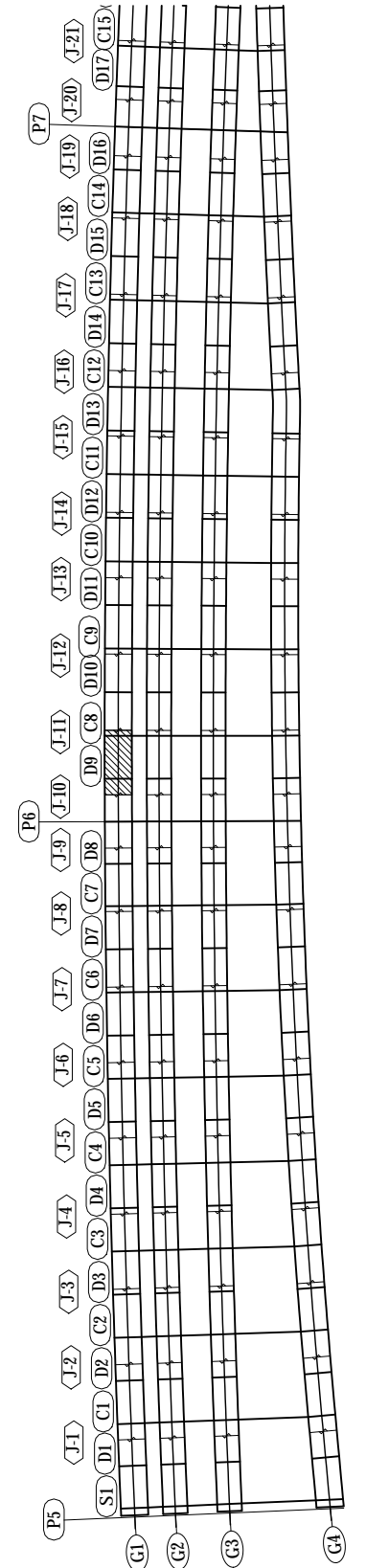
- 1-FB 50x6x250(SS400)
- 2-FB 50x6x246(SS400)
- 1-FB 50x6x252(SS400)
- 1-FB 50x6x259(SS400)
- 1-FB 50x6x262(SS400)
- 1-PL 75x22x75



NOTES:

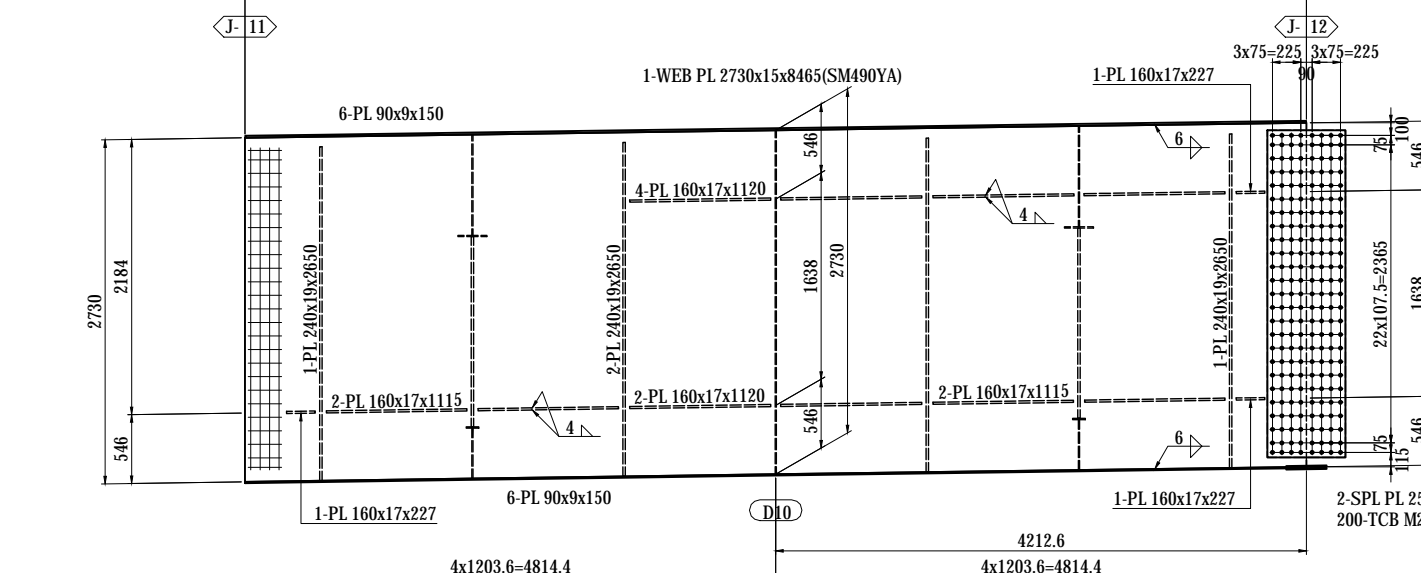
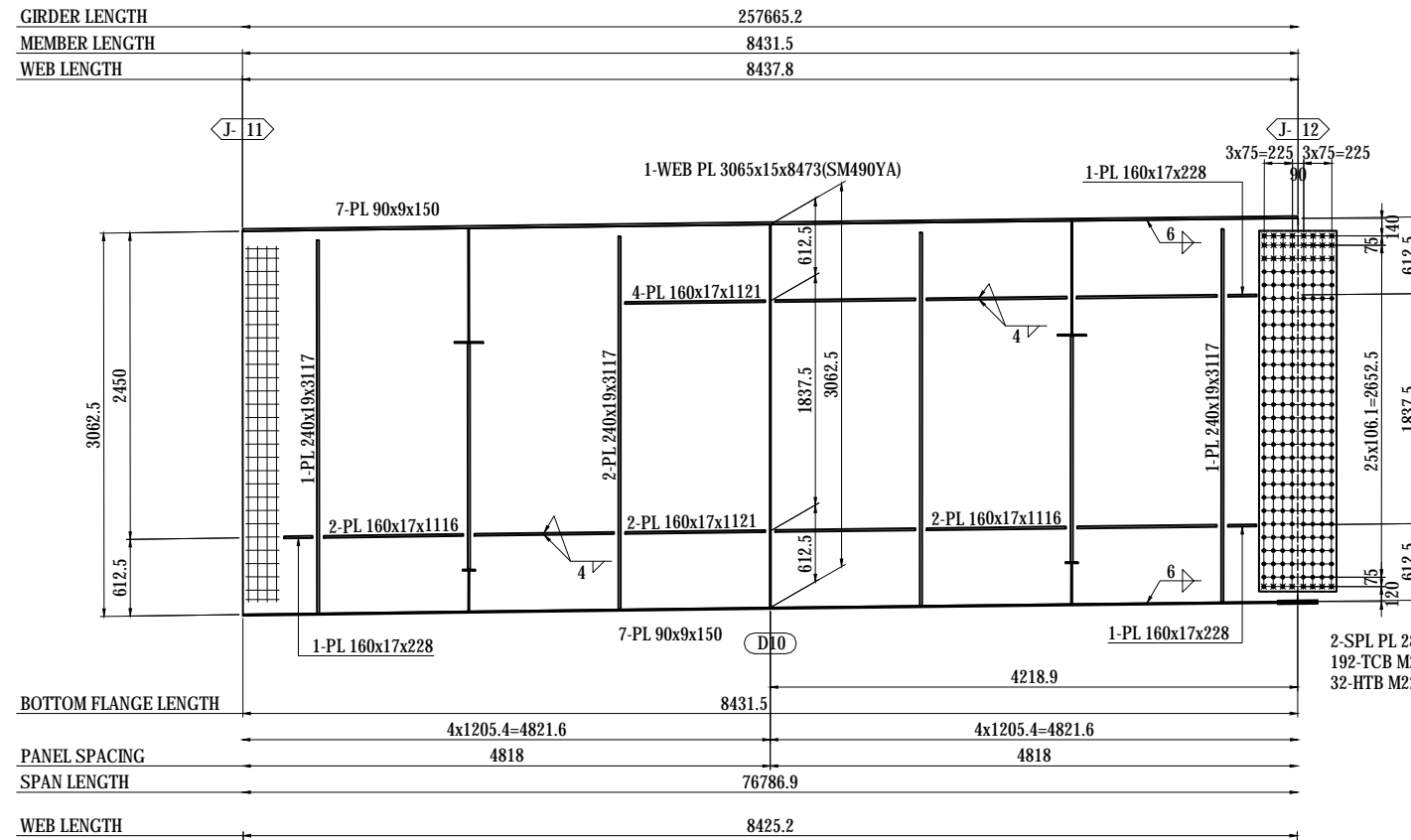
1 - STEEL GRADE OF STEEL PLATE
UNLESS NOTE : SM400A

MARKING DIAGRAM

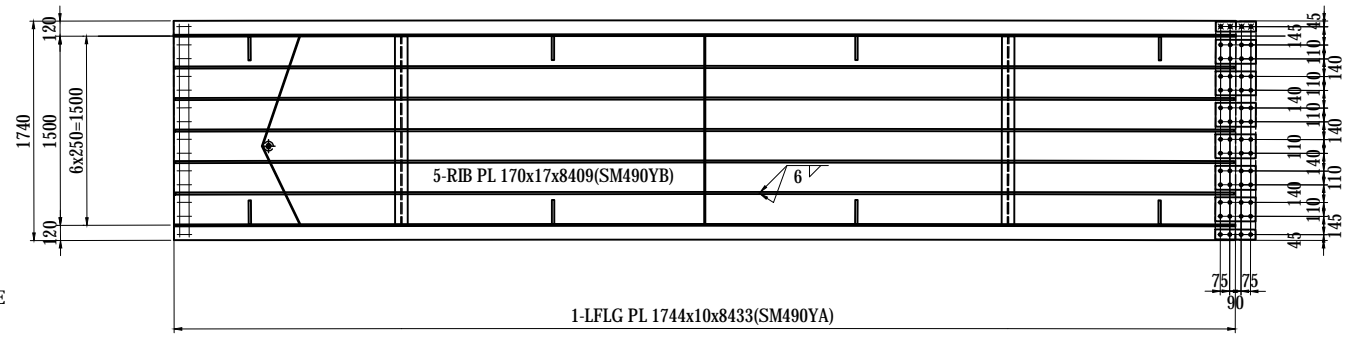


PROJECT NAME DETAILED DESIGN ON BAGO RIVER BRIDGE CONSTRUCTION PROJECT	FINANCED BY JAPAN INTERNATIONAL COOPERATION AGENCY	COUNTERPART REPUBLIC OF THE UNION OF MYANMAR MINISTRY OF CONSTRUCTION DEPARTMENT OF BRIDGE	JICA STUDY TEAM NIPPON KOEI CO., LTD. ORIENTAL CONSULTANTS GLOBAL CO., LTD. METROPOLITAN EXPRESSWAY COMPANY LIMITED CHODAI CO., LTD. NIPPON ENGINEERING CONSULTANTS CO., LTD.	NAME S. IMADA T. HAYAKAWA Y. SANO	SIGNATURE 	DATE 29 Sept.2017 3 Oct.2017 6 Oct.2017	DRAWING TITLE DETAIL OF GIRDER G1 (11)	PACKAGE 1 DWG No. P1-SB-1111
---	--	---	--	--	-----------------------	--	--	---------------------------------------

DETAIL OF GIRDER G1 (12) S=1:60

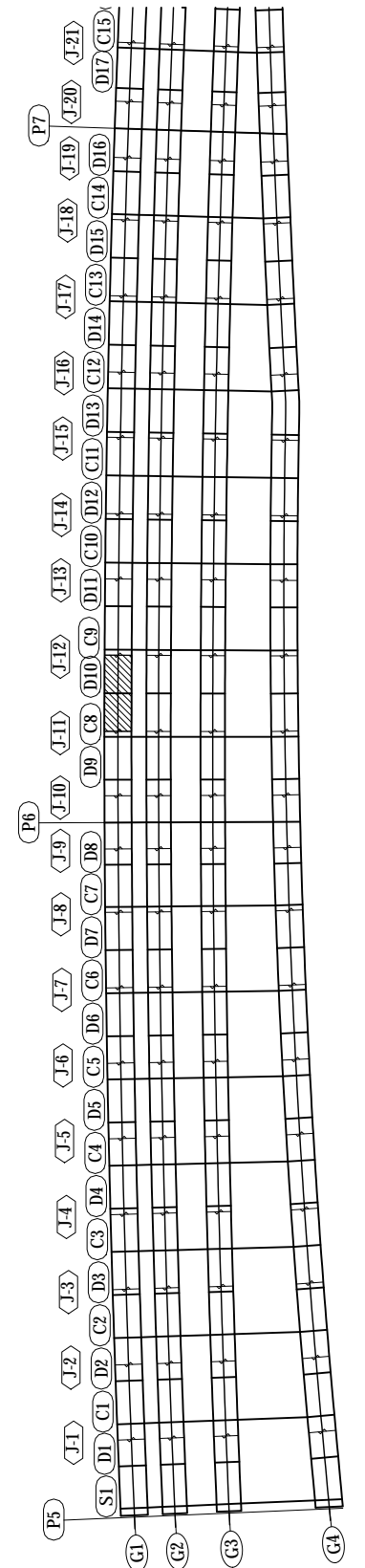


- 1-FB 50x6x250(SS400)
- 2-FB 50x6x246(SS400)
- 1-FB 50x6x252(SS400)
- 1-FB 50x6x259(SS400)
- 1-FB 50x6x262(SS400)
- 1-PL 75x22x75



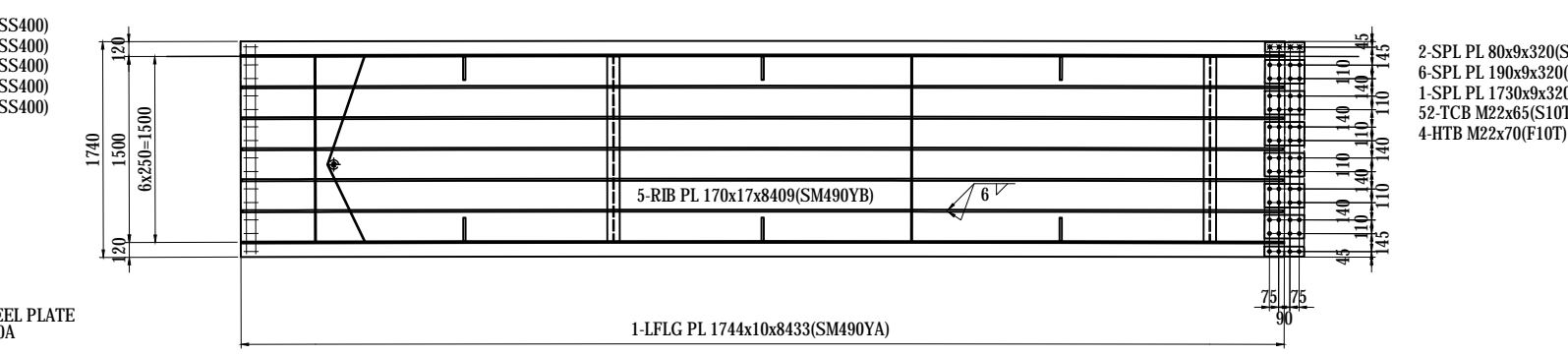
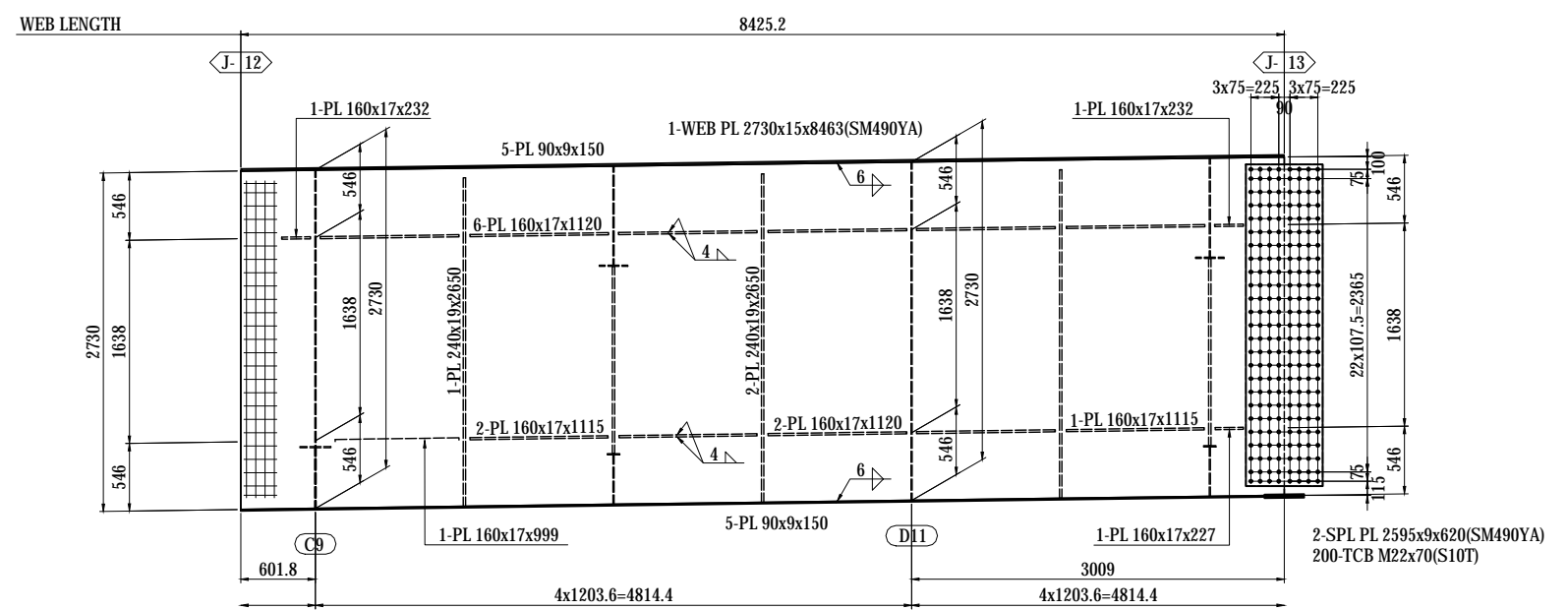
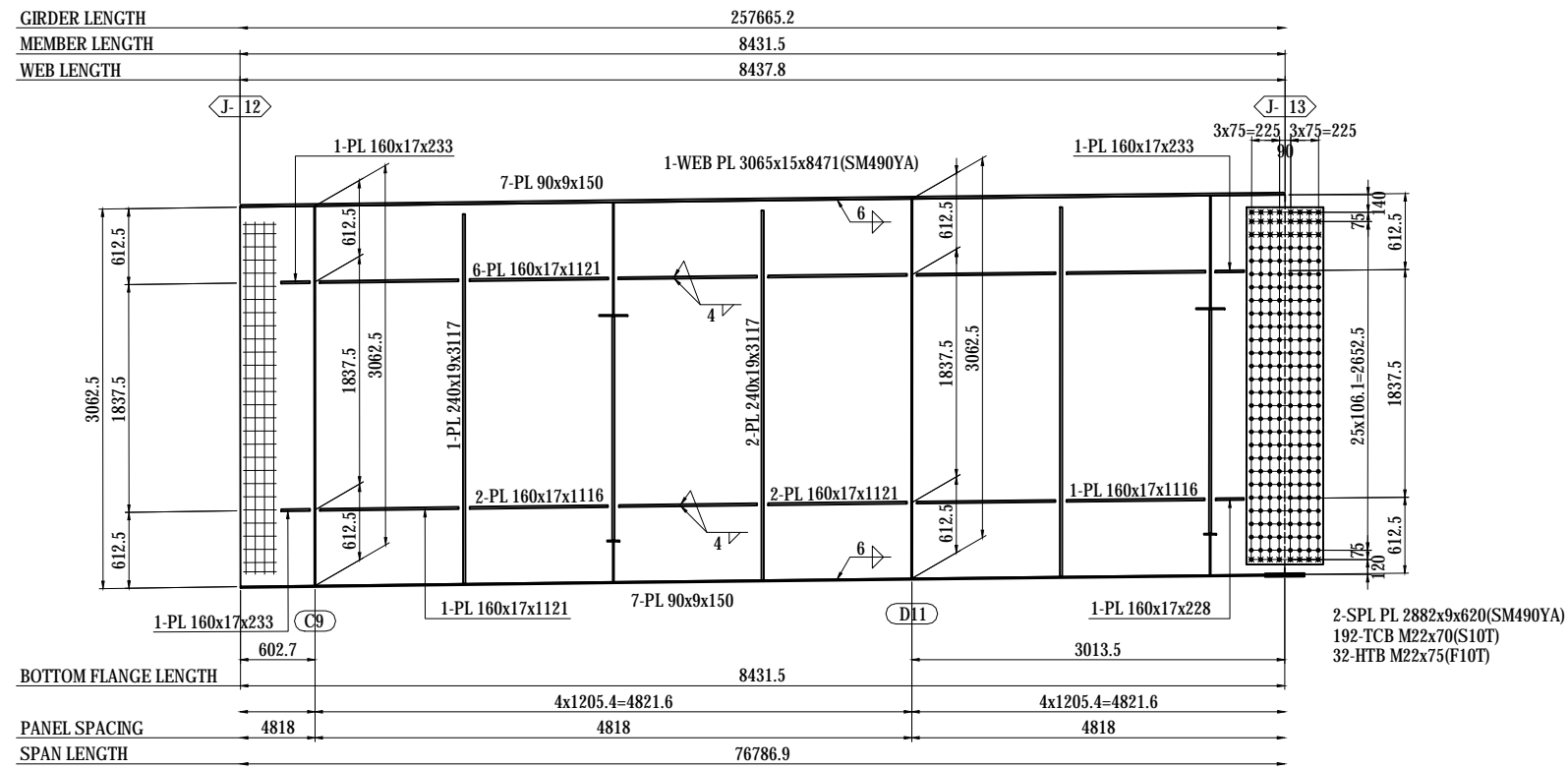
NOTES:
 1 - STEEL GRADE OF STEEL PLATE
 UNLESS NOTE : SM400A

MARKING DIAGRAM

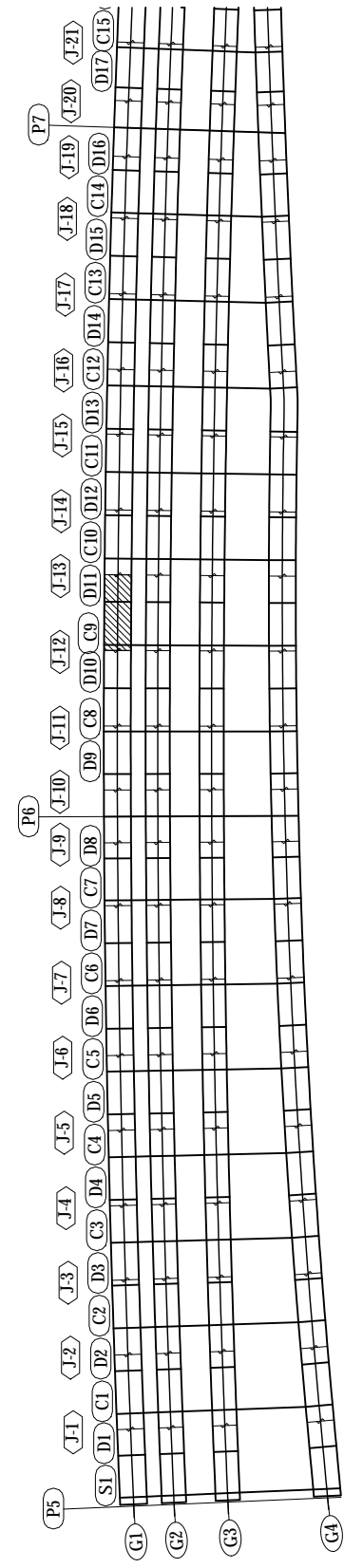


PROJECT NAME DETAILED DESIGN ON BAGO RIVER BRIDGE CONSTRUCTION PROJECT	FINANCED BY JAPAN INTERNATIONAL COOPERATION AGENCY	COUNTERPART REPUBLIC OF THE UNION OF MYANMAR MINISTRY OF CONSTRUCTION DEPARTMENT OF BRIDGE	JICA STUDY TEAM NIPPON KOEI CO., LTD. ORIENTAL CONSULTANTS GLOBAL CO., LTD. METROPOLITAN EXPRESSWAY COMPANY LIMITED CHODAI CO., LTD. NIPPON ENGINEERING CONSULTANTS CO., LTD.	NAME PREPARED BY S. IMADA CHECKED BY T. HAYAKAWA APPROVED BY Y. SANO	SIGNATURE DATE 29 Sept.2017 3 Oct.2017 6 Oct.2017	DRAWING TITLE DETAIL OF GIRDER G1 (12)	PACKAGE 1 DWG No. P1-SB-1112
---	--	---	--	---	---	---	---------------------------------------

DETAIL OF GIRDER G1 (13) S=1:60



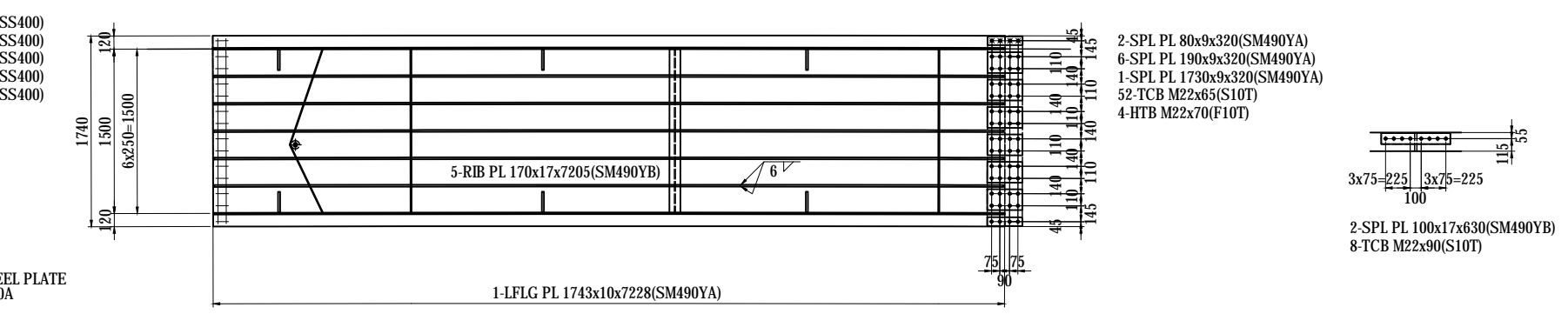
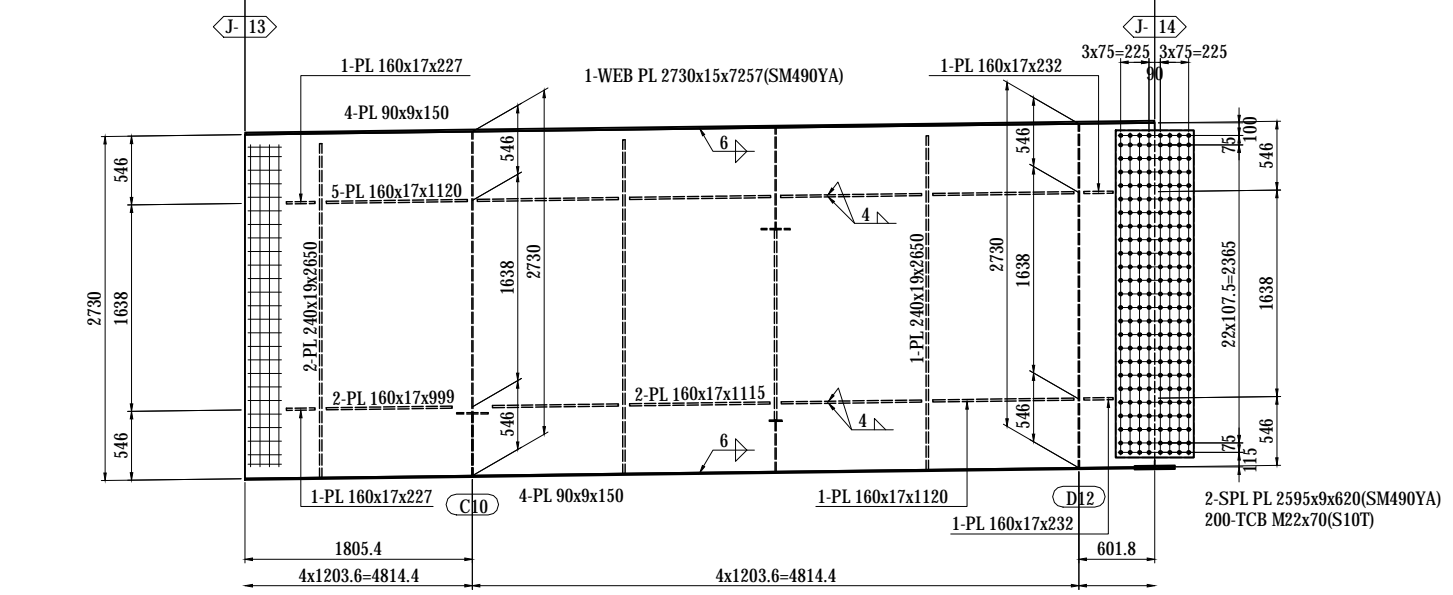
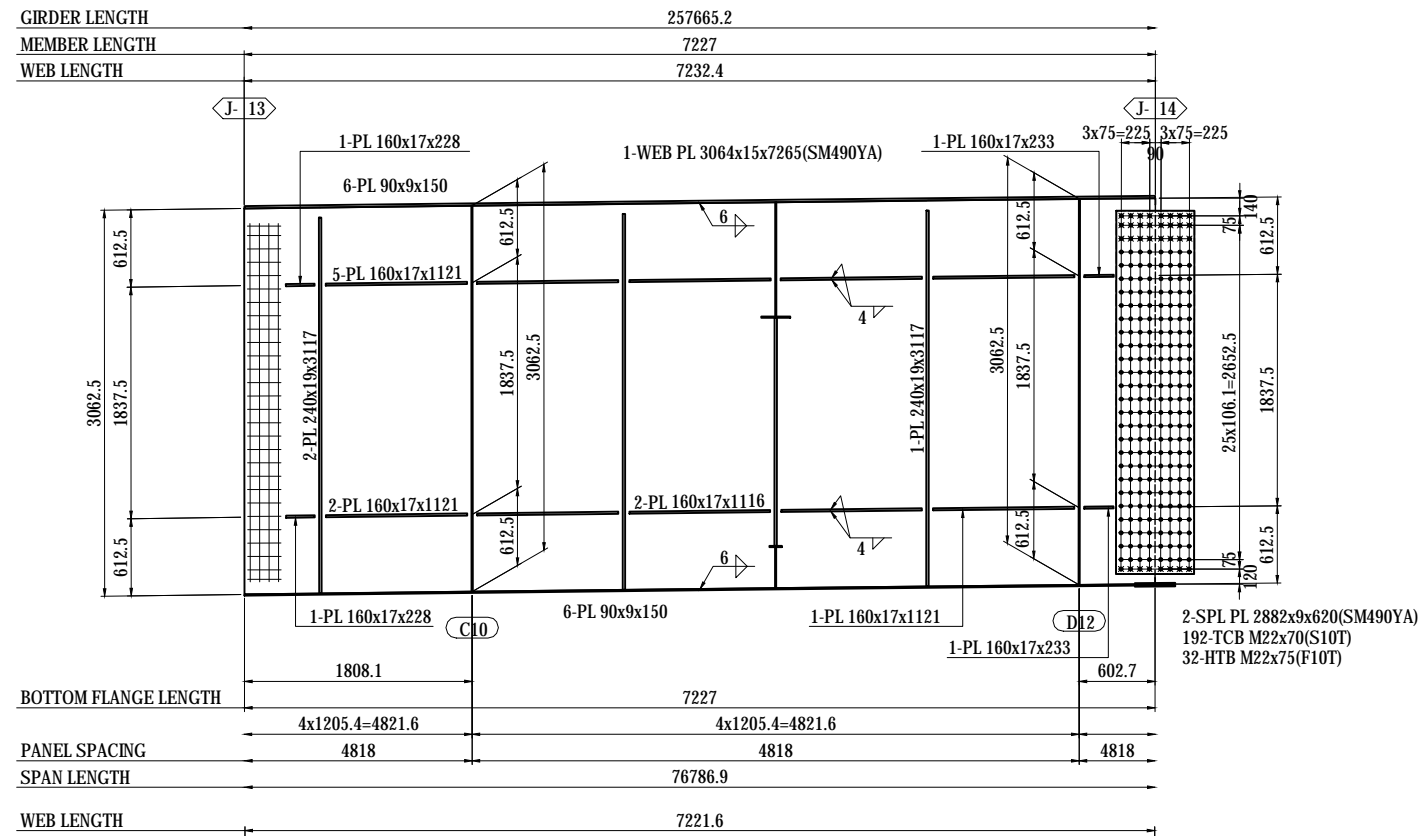
MARKING DIAGRAM



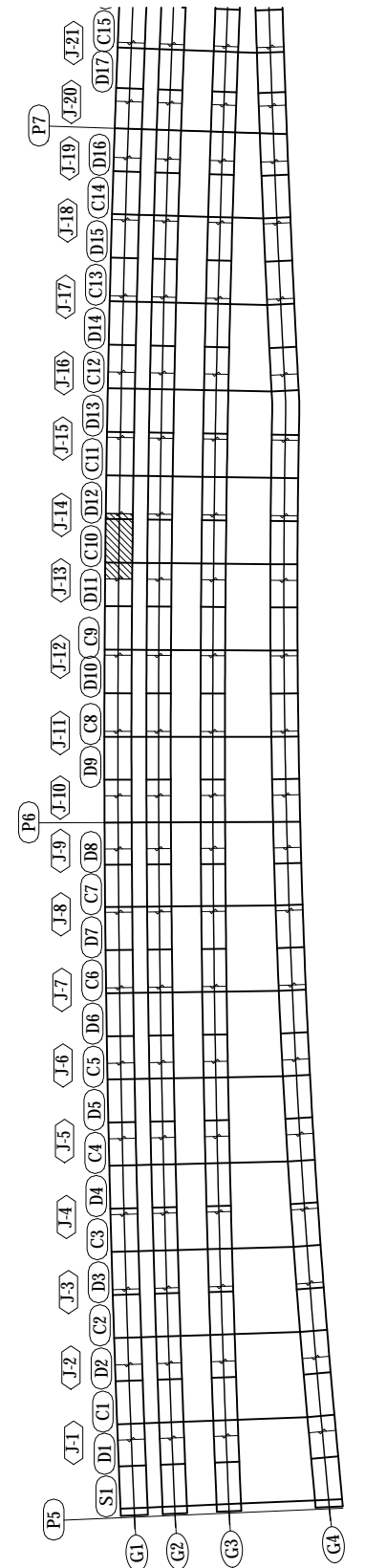
NOTES:
 1 - STEEL GRADE OF STEEL PLATE
 UNLESS NOTE : SM400A

PROJECT NAME	FINANCED BY	COUNTERPART	JICA STUDY TEAM	NAME	SIGNATURE	DATE	DRAWING TITLE	PACKAGE
DETAILED DESIGN ON BAGO RIVER BRIDGE CONSTRUCTION PROJECT	JICA JAPAN INTERNATIONAL COOPERATION AGENCY	REPUBLIC OF THE UNION OF MYANMAR MINISTRY OF CONSTRUCTION DEPARTMENT OF BRIDGE	NIPPON KOEI CO., LTD. ORIENTAL CONSULTANTS GLOBAL CO., LTD. METROPOLITAN EXPRESSWAY COMPANY LIMITED CHODAI CO., LTD. NIPPON ENGINEERING CONSULTANTS CO., LTD.	S. IMADA		29 Sept.2017	DETAIL OF GIRDER G1 (13)	1
				T. HAYAKAWA		3 Oct.2017		DWG No.
				Y. SANO		6 Oct.2017		P1-SB-1113

DETAIL OF GIRDER G1 (14) S=1:60



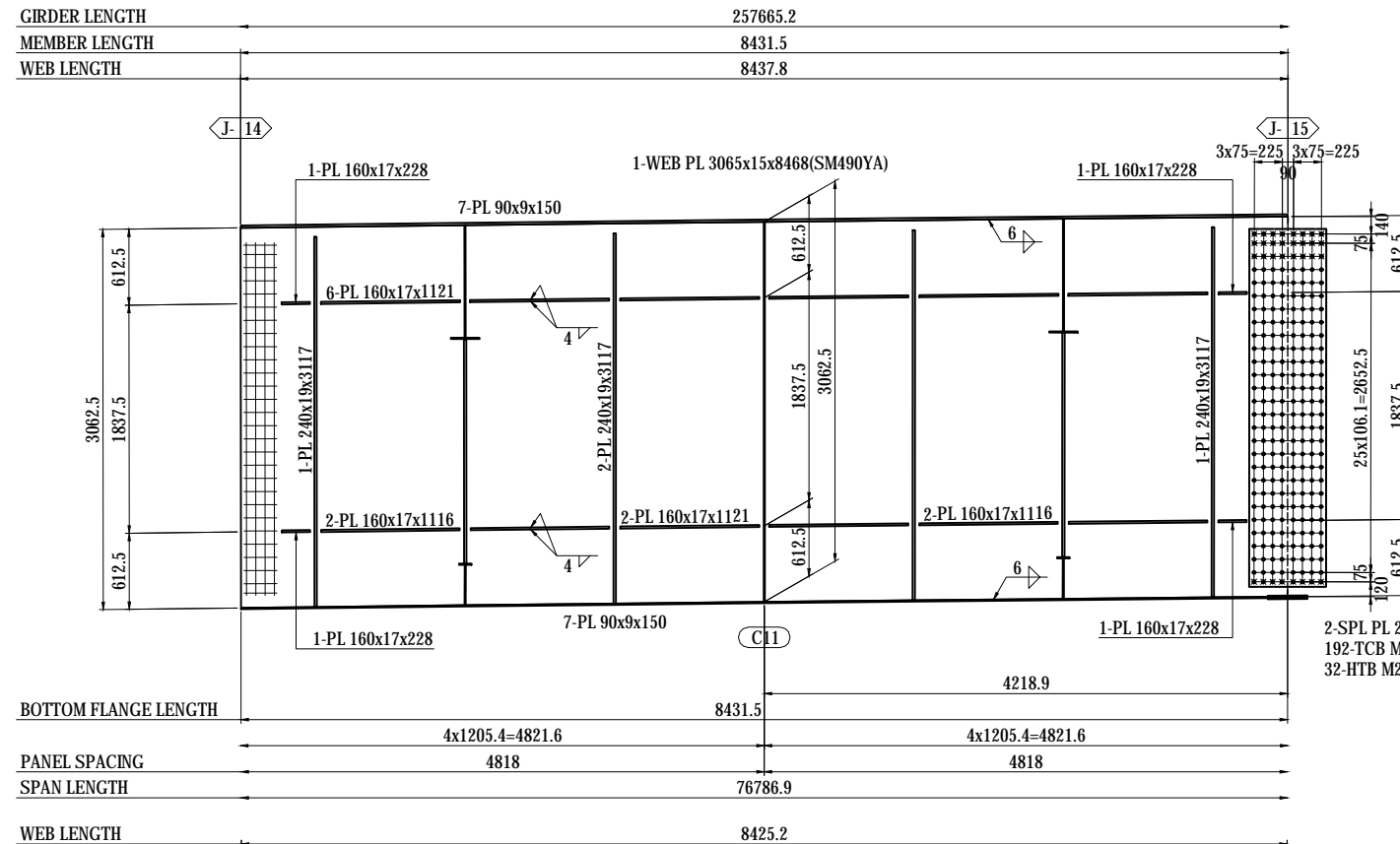
MARKING DIAGRAM



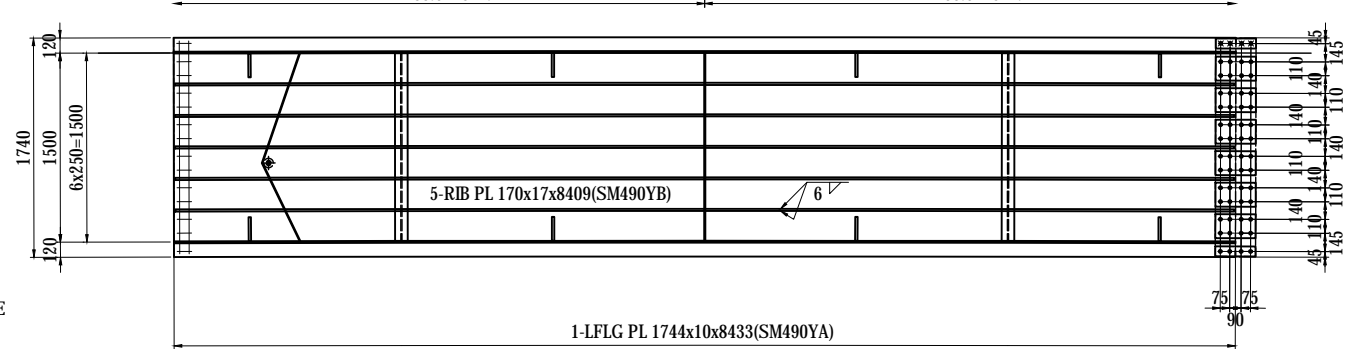
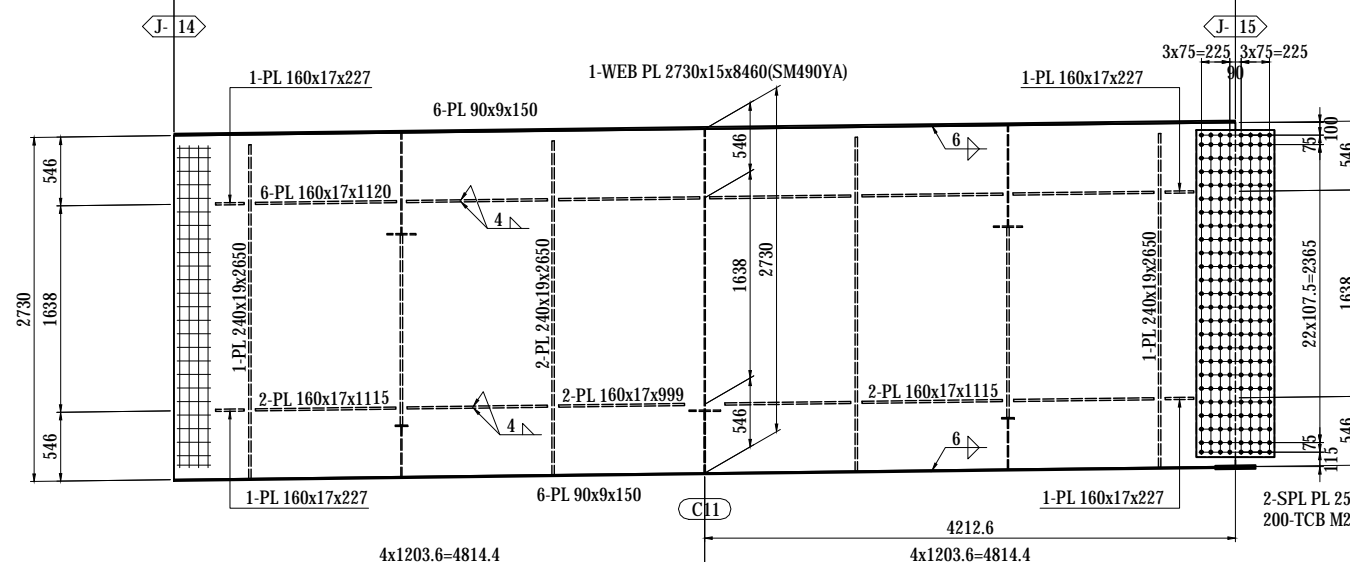
NOTES:
1 - STEEL GRADE OF STEEL PLATE UNLESS NOTE : SM400A

PROJECT NAME DETAILED DESIGN ON BAGO RIVER BRIDGE CONSTRUCTION PROJECT	FINANCED BY JAPAN INTERNATIONAL COOPERATION AGENCY	COUNTERPART REPUBLIC OF THE UNION OF MYANMAR MINISTRY OF CONSTRUCTION DEPARTMENT OF BRIDGE	JICA STUDY TEAM NIPPON KOEI CO., LTD. ORIENTAL CONSULTANTS GLOBAL CO., LTD. METROPOLITAN EXPRESSWAY COMPANY LIMITED CHODAI CO., LTD. NIPPON ENGINEERING CONSULTANTS CO., LTD.	NAME S. IMADA T. HAYAKAWA Y. SANO	SIGNATURE 	DATE 29 Sept.2017 3 Oct.2017 6 Oct.2017	DRAWING TITLE DETAIL OF GIRDER G1 (14)	PACKAGE 1 DWG No. P1-SB-1114
---	---	---	--	--	-----------------------	--	---	---------------------------------------

DETAIL OF GIRDER G1 (15) S=1:60



GIRDER LENGTH	257665.2
MEMBER LENGTH	8431.5
WEB LENGTH	8437.8
BOTTOM FLANGE LENGTH	8431.5
PANEL SPACING	4818
SPAN LENGTH	76786.9
WEB LENGTH	8425.2



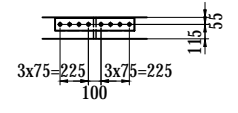
- 1-FB 50x6x250(SS400)
- 2-FB 50x6x246(SS400)
- 1-FB 50x6x252(SS400)
- 1-FB 50x6x259(SS400)
- 1-FB 50x6x262(SS400)
- 1-PL 75x22x75

NOTES:
1 - STEEL GRADE OF STEEL PLATE UNLESS NOTE : SM400A

- 2-SPL PL 2882x9x620(SM490YA)
- 192-TCB M22x70(S10T)
- 32-HTB M22x75(F10T)

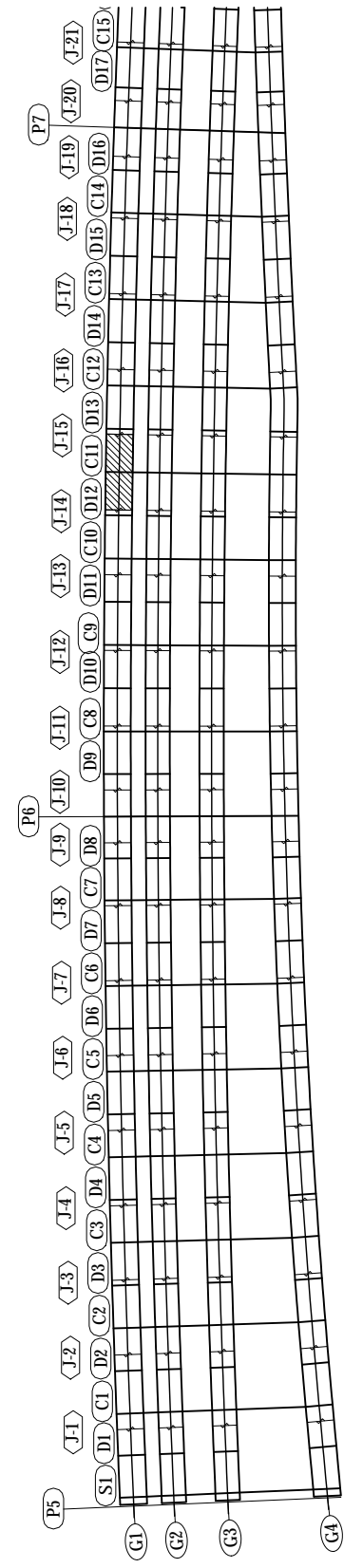
- 2-SPL PL 2595x9x620(SM490YA)
- 200-TCB M22x70(S10T)

- 2-SPL PL 80x9x320(SM490YA)
- 6-SPL PL 190x9x320(SM490YA)
- 1-SPL PL 1730x9x320(SM490YA)
- 52-TCB M22x65(S10T)
- 4-HTB M22x70(F10T)



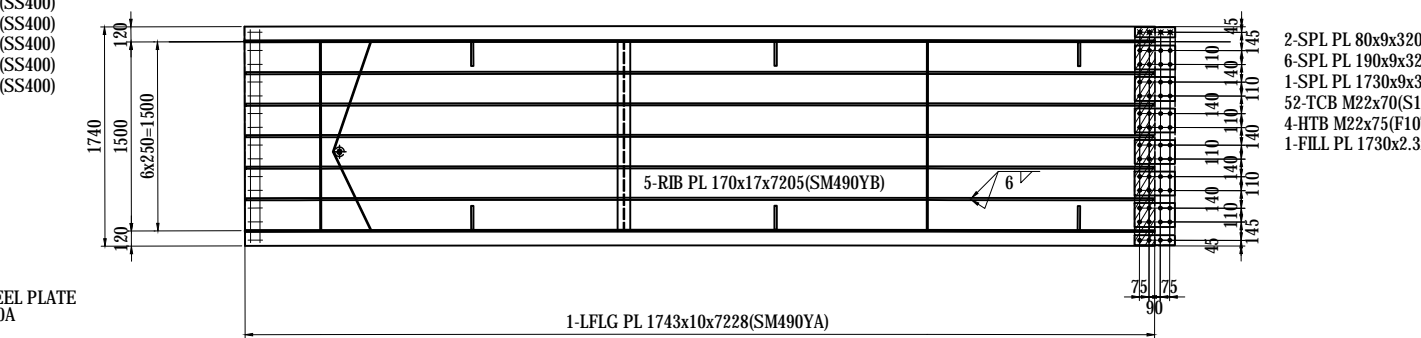
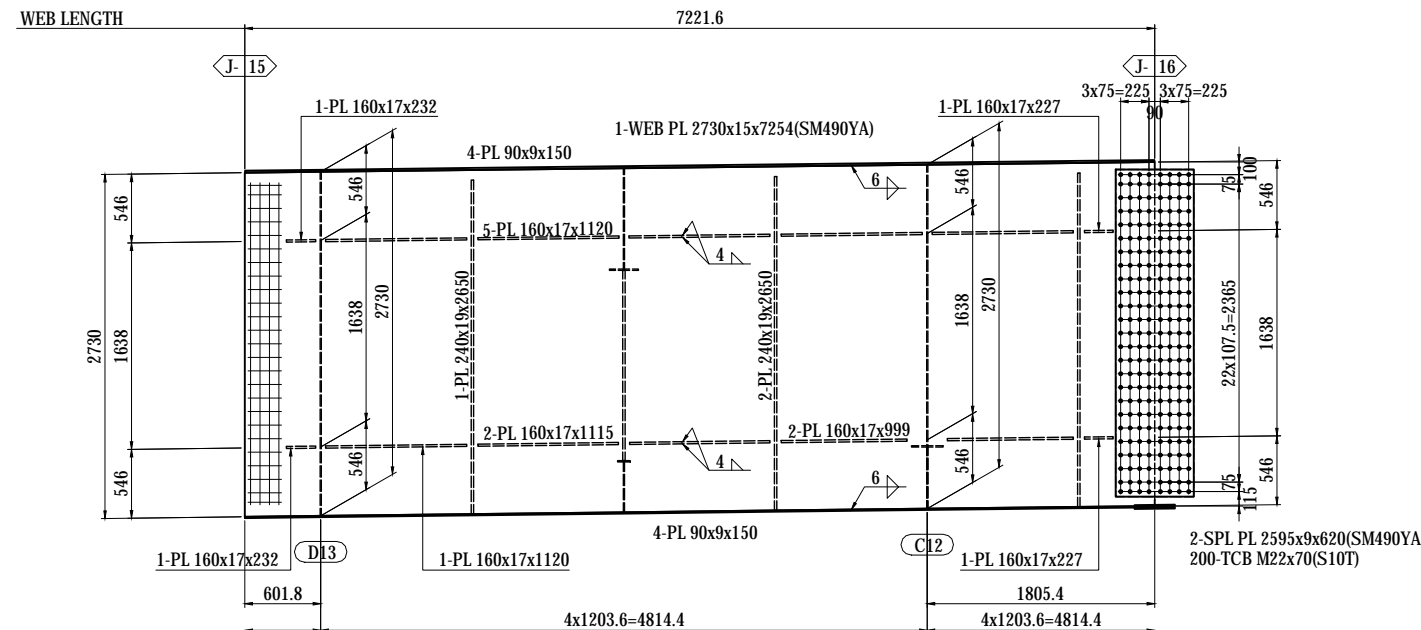
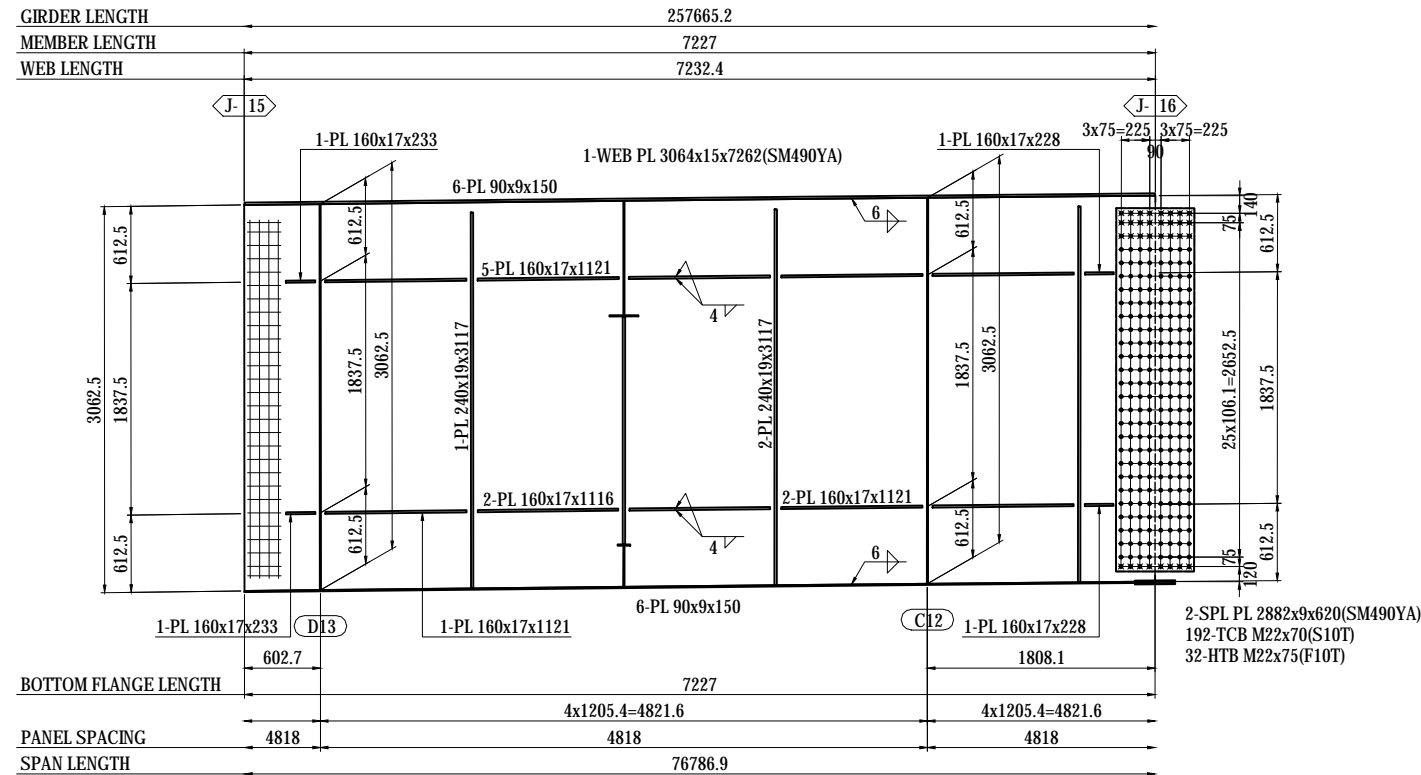
- 2-SPL PL 100x17x630(SM490YB)
- 8-TCB M22x90(S10T)

MARKING DIAGRAM

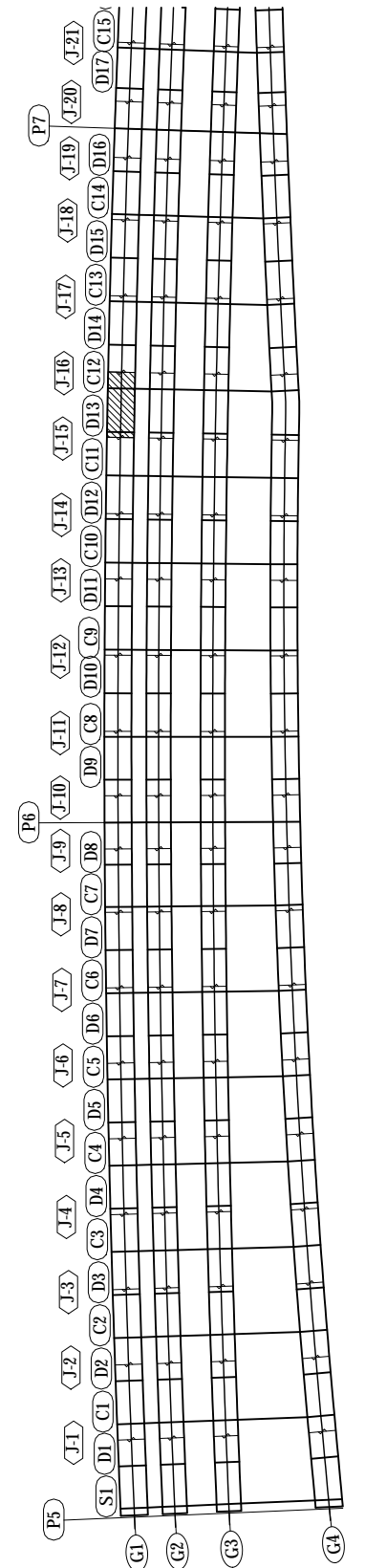


PROJECT NAME DETAILED DESIGN ON BAGO RIVER BRIDGE CONSTRUCTION PROJECT	FINANCED BY JICA JAPAN INTERNATIONAL COOPERATION AGENCY	COUNTERPART REPUBLIC OF THE UNION OF MYANMAR MINISTRY OF CONSTRUCTION DEPARTMENT OF BRIDGE	JICA STUDY TEAM NIPPON KOEI CO., LTD. ORIENTAL CONSULTANTS GLOBAL CO., LTD. METROPOLITAN EXPRESSWAY COMPANY LIMITED CHODAI CO., LTD. NIPPON ENGINEERING CONSULTANTS CO., LTD.	NAME S. IMADA	SIGNATURE <i>S. Imada</i>	DATE 29 Sept.2017	DRAWING TITLE DETAIL OF GIRDER G1 (15)	PACKAGE 1
			CHECKED BY T. HAYAKAWA	<i>T. Hayakawa</i>	3 Oct.2017	DWG No.		
			APPROVED BY Y. SANO	<i>Y. Sano</i>	6 Oct.2017	P1-SB-1115		

DETAIL OF GIRDER G1 (16) S=1:60



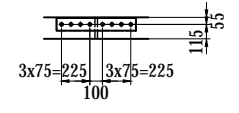
MARKING DIAGRAM



- 1-FB 50x6x250(SS400)
- 2-FB 50x6x246(SS400)
- 1-FB 50x6x252(SS400)
- 1-FB 50x6x259(SS400)
- 1-FB 50x6x262(SS400)
- 1-PL 75x22x75

NOTES:
1 - STEEL GRADE OF STEEL PLATE
UNLESS NOTE : SM490A


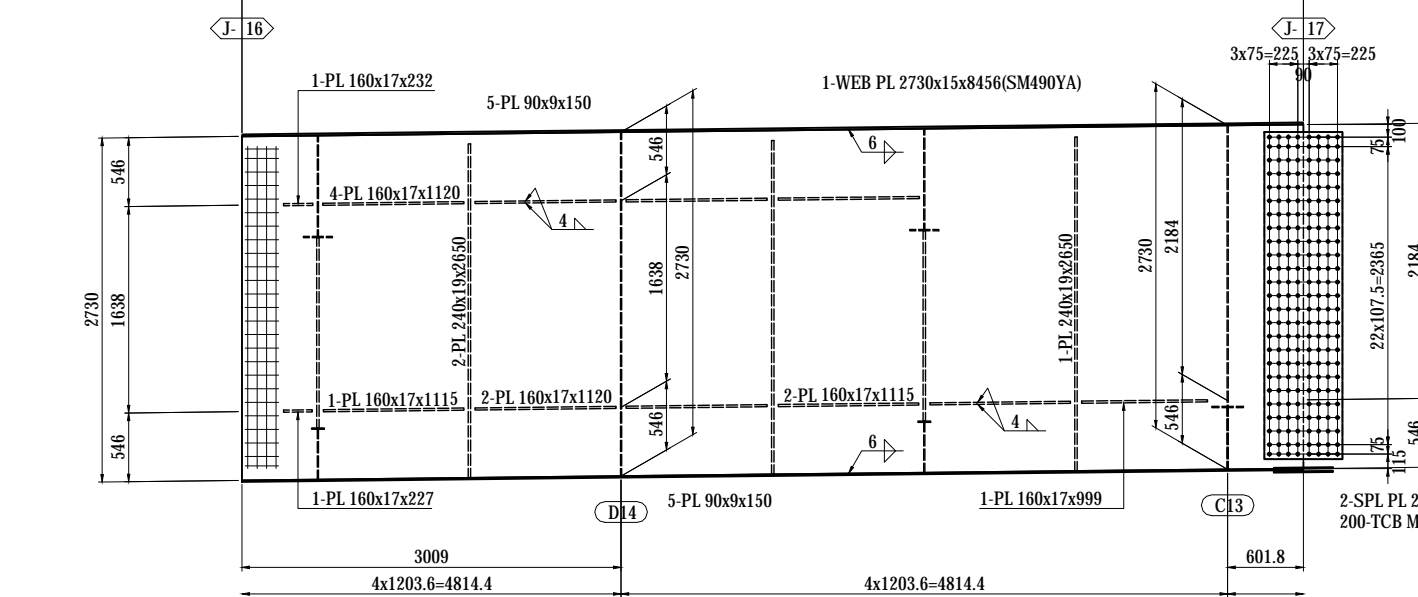
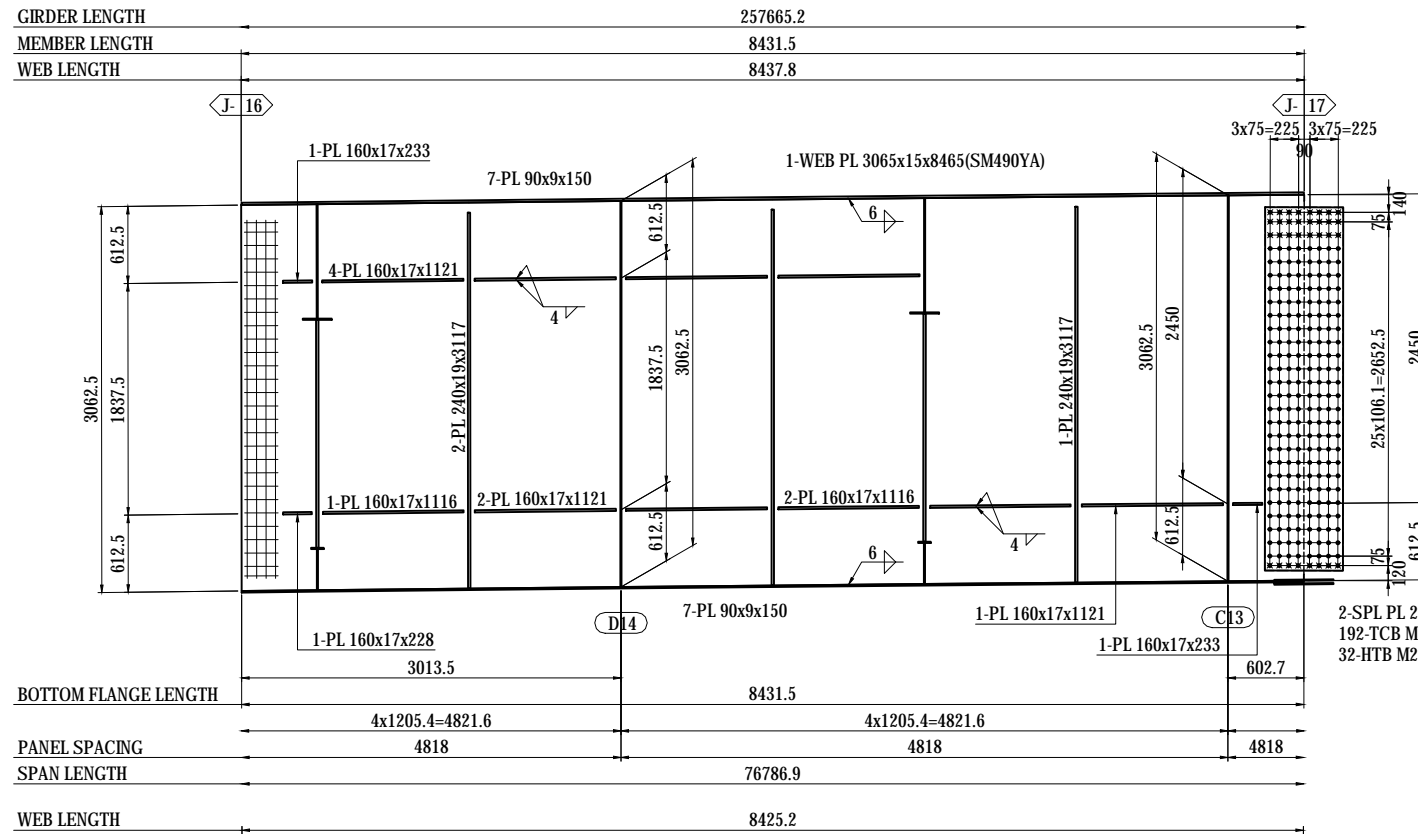
- 2-SPL PL 80x9x320(SM490YA)
- 6-SPL PL 190x9x320(SM490YA)
- 1-SPL PL 1730x9x320(SM490YA)
- 52-TCB M22x70(S10T)
- 4-HTB M22x75(F10T)
- 1-FILL PL 1730x2.3x160(SS400)



- 2-SPL PL 100x17x630(SM490YB)
- 8-TCB M22x90(S10T)

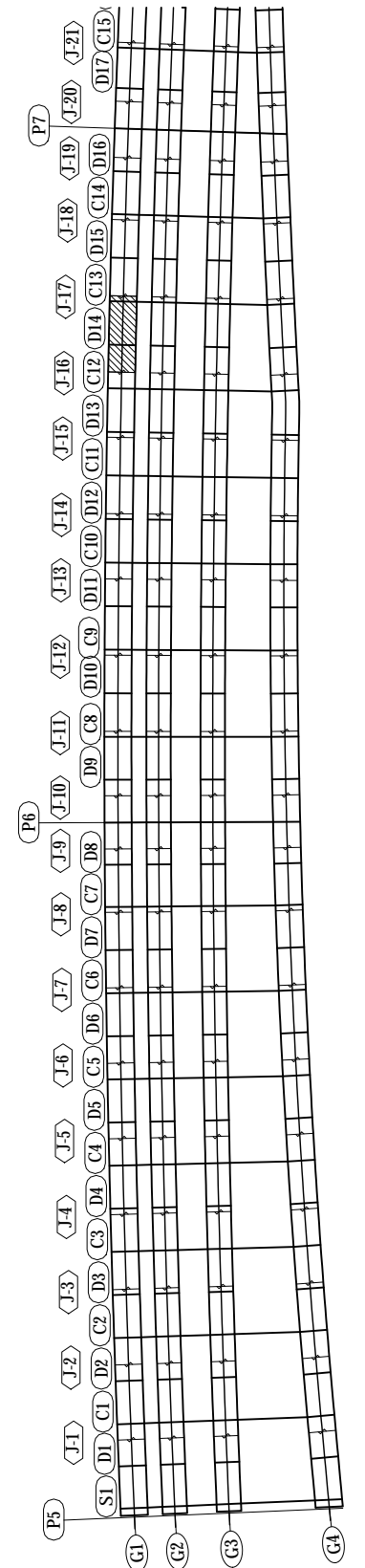
PROJECT NAME DETAILED DESIGN ON BAGO RIVER BRIDGE CONSTRUCTION PROJECT	FINANCED BY JAPAN INTERNATIONAL COOPERATION AGENCY	COUNTERPART REPUBLIC OF THE UNION OF MYANMAR MINISTRY OF CONSTRUCTION DEPARTMENT OF BRIDGE	JICA STUDY TEAM NIPPON KOEI CO., LTD. ORIENTAL CONSULTANTS GLOBAL CO., LTD. METROPOLITAN EXPRESSWAY COMPANY LIMITED CHODAI CO., LTD. NIPPON ENGINEERING CONSULTANTS CO., LTD.	NAME S. IMADA T. HAYAKAWA Y. SANO	SIGNATURE 	DATE 29 Sept.2017 3 Oct.2017 6 Oct.2017	DRAWING TITLE DETAIL OF GIRDER G1 (16)	PACKAGE 1 DWG No. P1-SB-1116
---	--	---	--	--	-----------------------	--	---	---------------------------------------

DETAIL OF GIRDER G1 (17) S=1:60



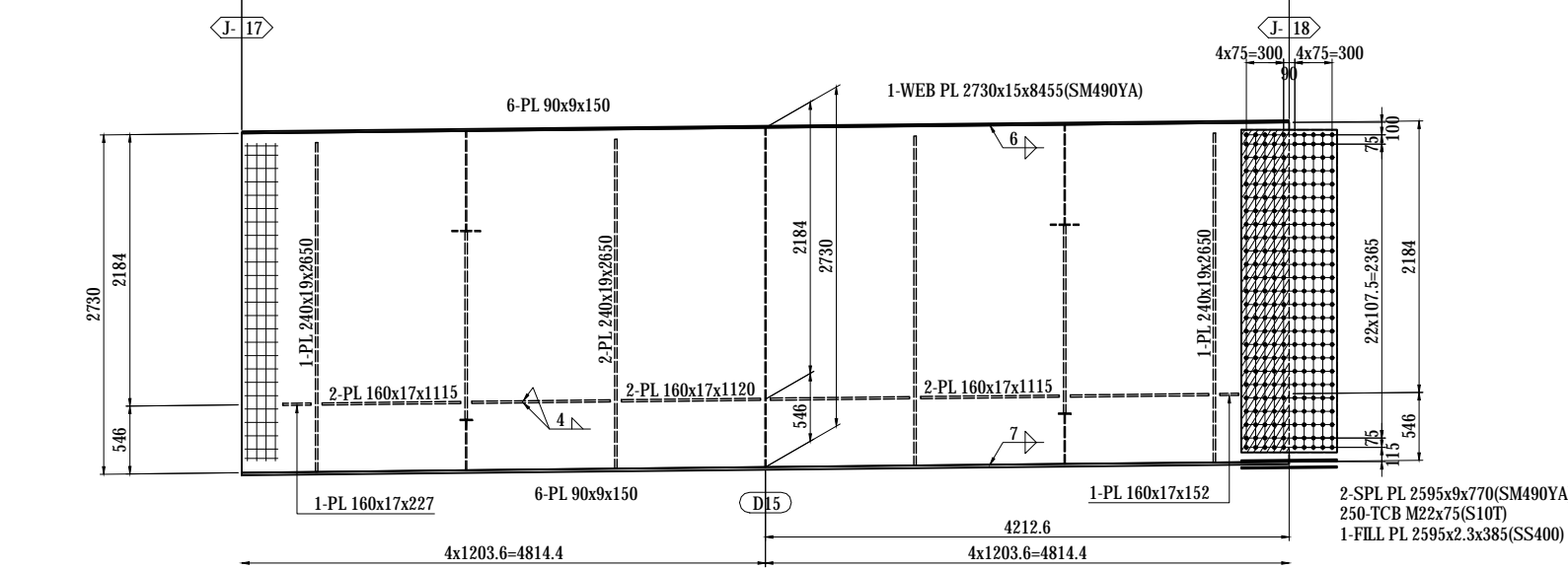
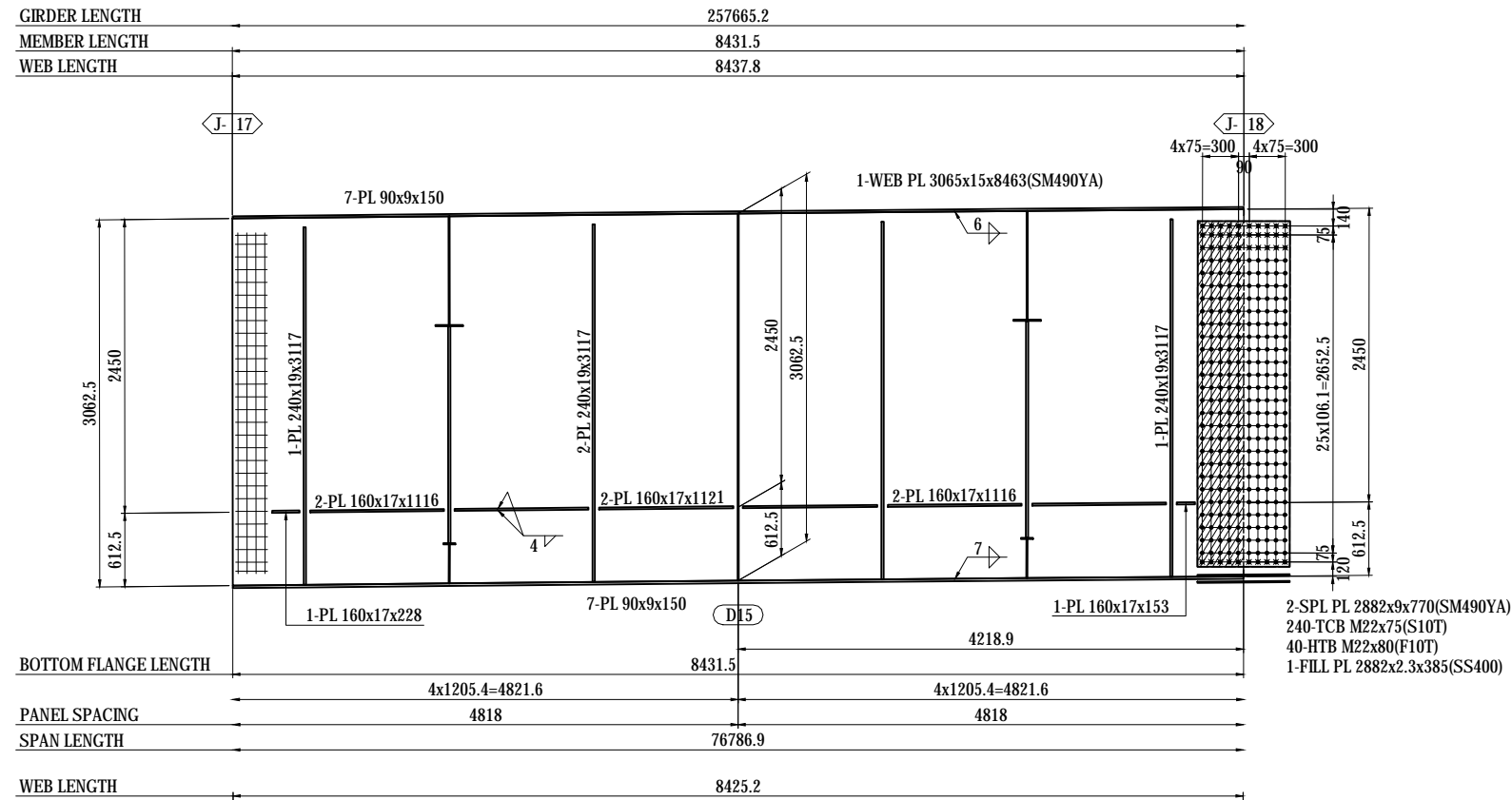
NOTES:
 1 - STEEL GRADE OF STEEL PLATE UNLESS NOTE : SM400A

MARKING DIAGRAM

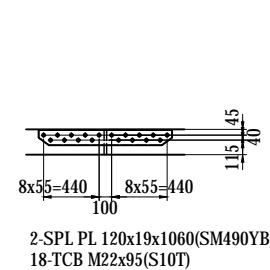



PROJECT NAME DETAILED DESIGN ON BAGO RIVER BRIDGE CONSTRUCTION PROJECT	FINANCED BY JAPAN INTERNATIONAL COOPERATION AGENCY	COUNTERPART REPUBLIC OF THE UNION OF MYANMAR MINISTRY OF CONSTRUCTION DEPARTMENT OF BRIDGE	JICA STUDY TEAM NIPPON KOEI CO., LTD. ORIENTAL CONSULTANTS GLOBAL CO., LTD. METROPOLITAN EXPRESSWAY COMPANY LIMITED CHODAI CO., LTD. NIPPON ENGINEERING CONSULTANTS CO., LTD.	NAME S. IMADA T. HAYAKAWA Y. SANO	SIGNATURE 	DATE 29 Sept.2017 3 Oct.2017 6 Oct.2017	DRAWING TITLE DETAIL OF GIRDER G1 (17)	PACKAGE 1 DWG No. P1-SB-1117
---	---	---	--	--	-----------------------	--	---	---------------------------------------

DETAIL OF GIRDER G1 (18) S=1:60

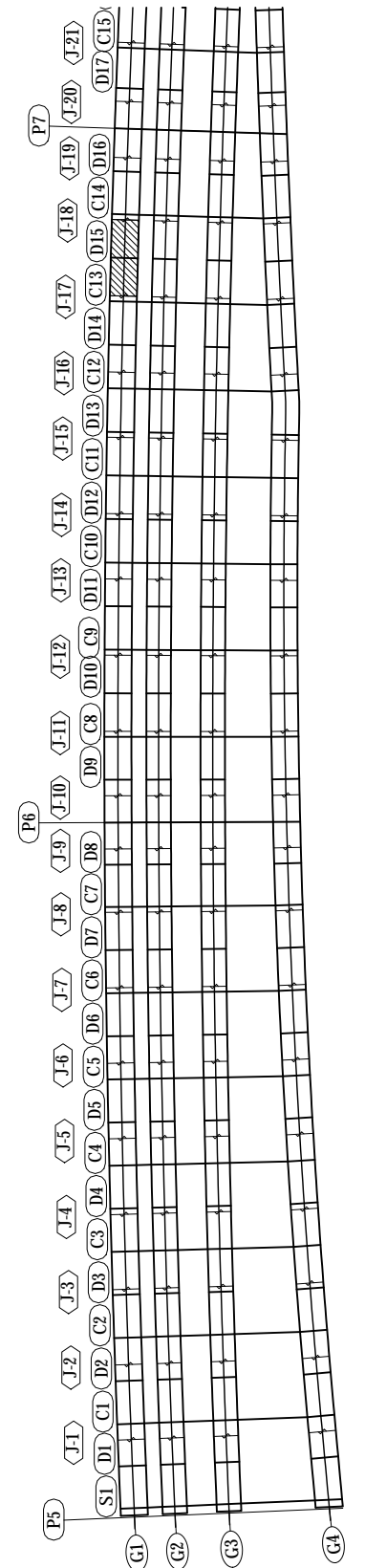


- 1-FB 50x6x250(SS400)
- 2-FB 50x6x246(SS400)
- 1-FB 50x6x252(SS400)
- 1-FB 50x6x259(SS400)
- 1-FB 50x6x262(SS400)
- 1-PL 75x22x75



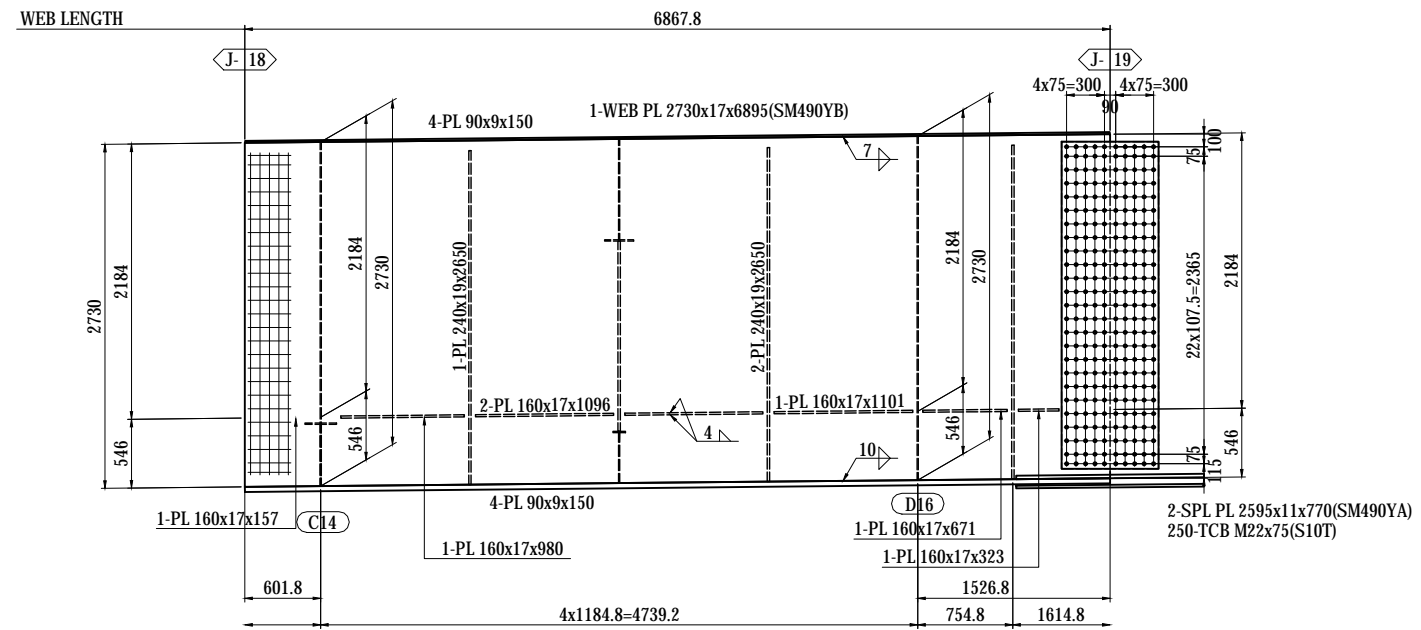
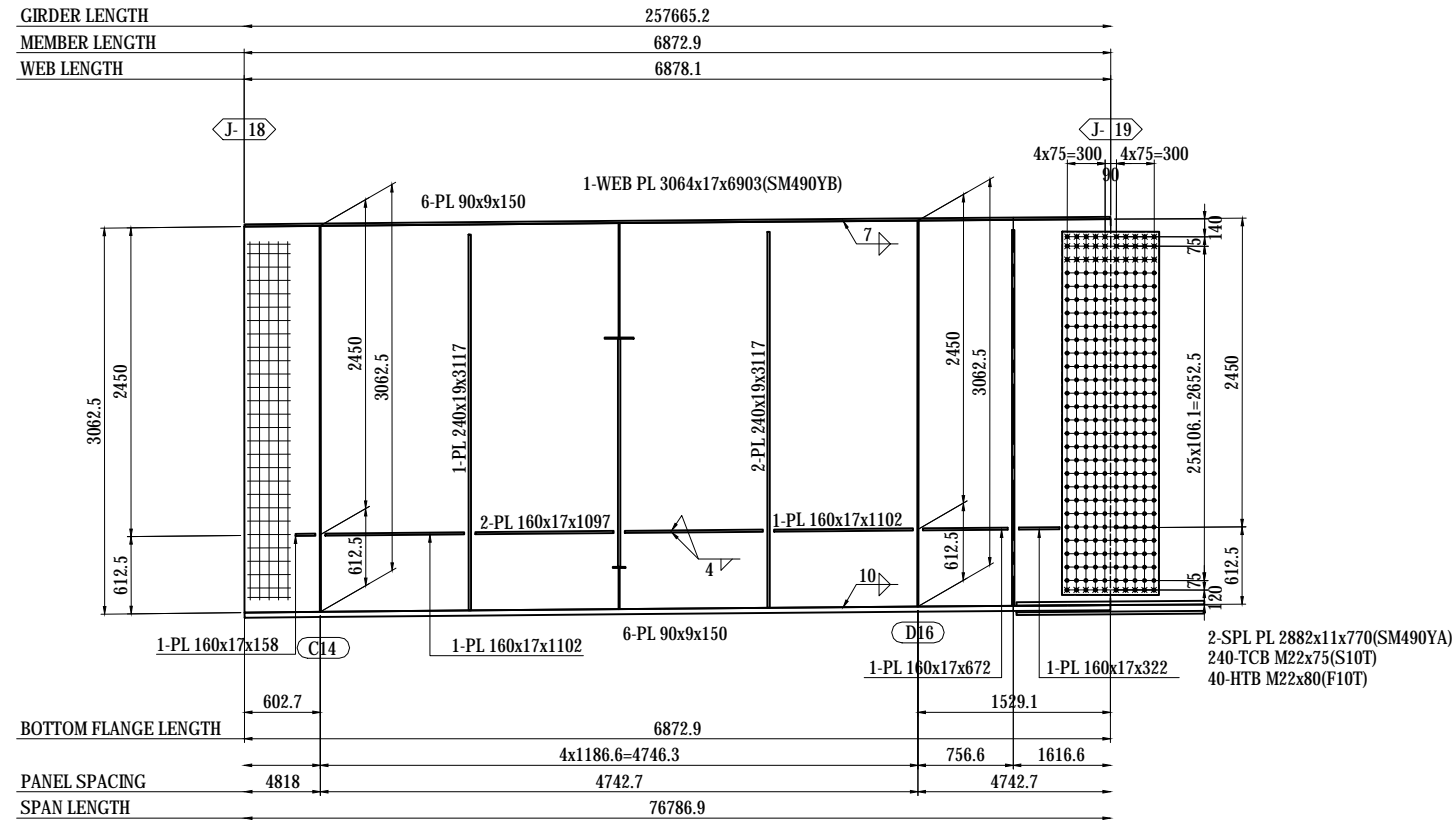
NOTES:
 1 - STEEL GRADE OF STEEL PLATE UNLESS NOTE : SM400A

MARKING DIAGRAM

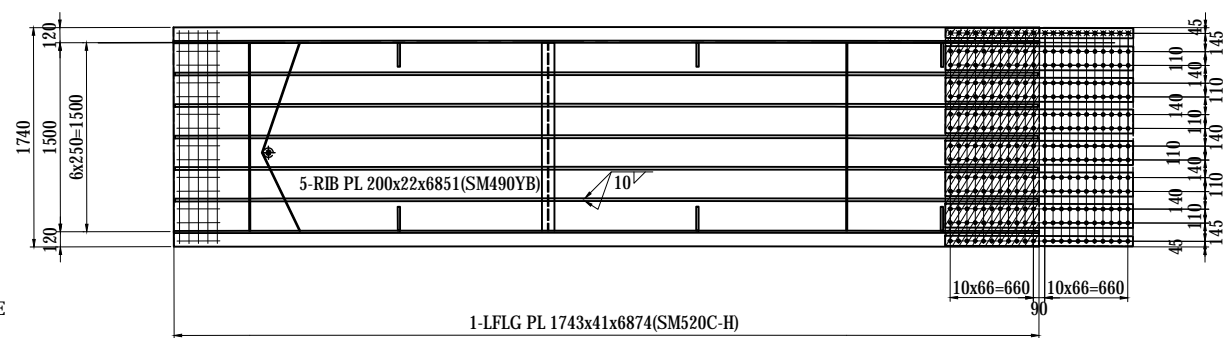


PROJECT NAME DETAILED DESIGN ON BAGO RIVER BRIDGE CONSTRUCTION PROJECT	FINANCED BY JAPAN INTERNATIONAL COOPERATION AGENCY	COUNTERPART REPUBLIC OF THE UNION OF MYANMAR MINISTRY OF CONSTRUCTION DEPARTMENT OF BRIDGE	JICA STUDY TEAM NIPPON KOEI CO., LTD. ORIENTAL CONSULTANTS GLOBAL CO., LTD. METROPOLITAN EXPRESSWAY COMPANY LIMITED CHODAI CO., LTD. NIPPON ENGINEERING CONSULTANTS CO., LTD.	NAME S. IMADA	SIGNATURE 	DATE 29 Sept.2017	DRAWING TITLE DETAIL OF GIRDER G1 (18)	PACKAGE 1 DWG No. P1-SB-1118
				PREPARED BY	T. HAYAKAWA	3 Oct.2017		
				CHECKED BY	Y. SANO	6 Oct.2017		
				APPROVED BY				


DETAIL OF GIRDER G1 (19) S=1:60



- 1-FB 50x6x250(SS400)
- 2-FB 50x6x246(SS400)
- 1-FB 50x6x252(SS400)
- 1-FB 50x6x259(SS400)
- 1-FB 50x6x262(SS400)
- 1-PL 75x22x75



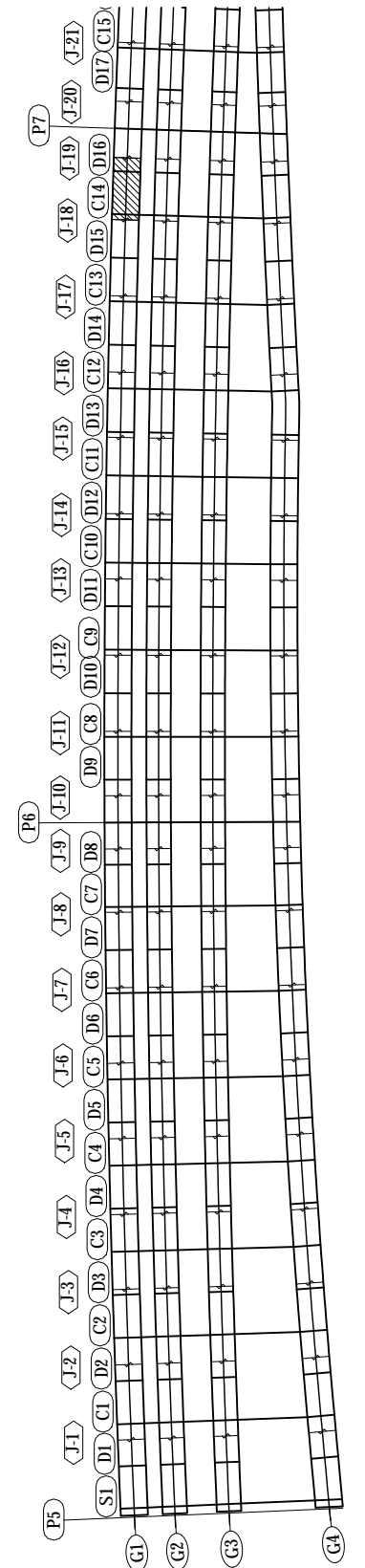
- 2-SPL PL 80x28x1490(SM490YB)
- 6-SPL PL 190x28x1490(SM490YB)
- 1-SPL PL 1730x21x1490(SM490YB)
- 286-TCB M22x140(S10T)
- 22-HTB M22x145(F10T)
- 1-FILL PL 1730x11x745(SS400)



- 2-SPL PL 120x19x1060(SM490YB)
- 18-TCB M22x95(S10T)

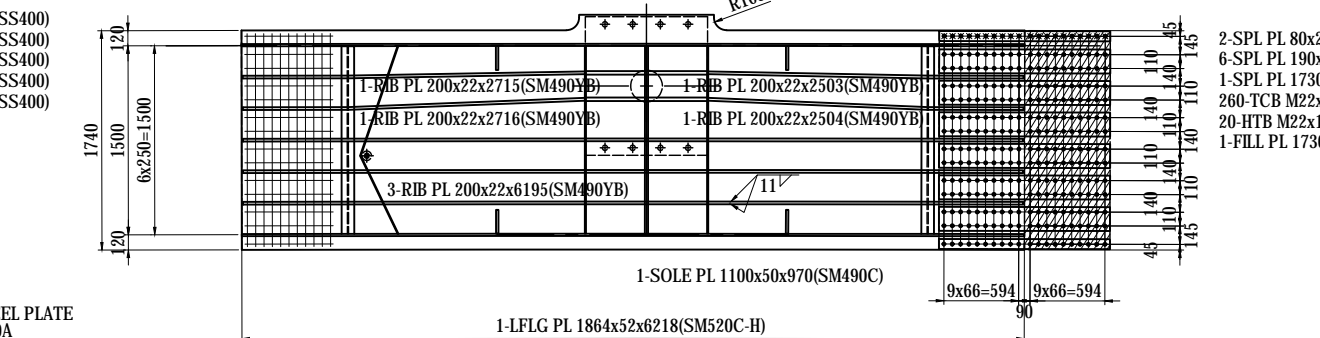
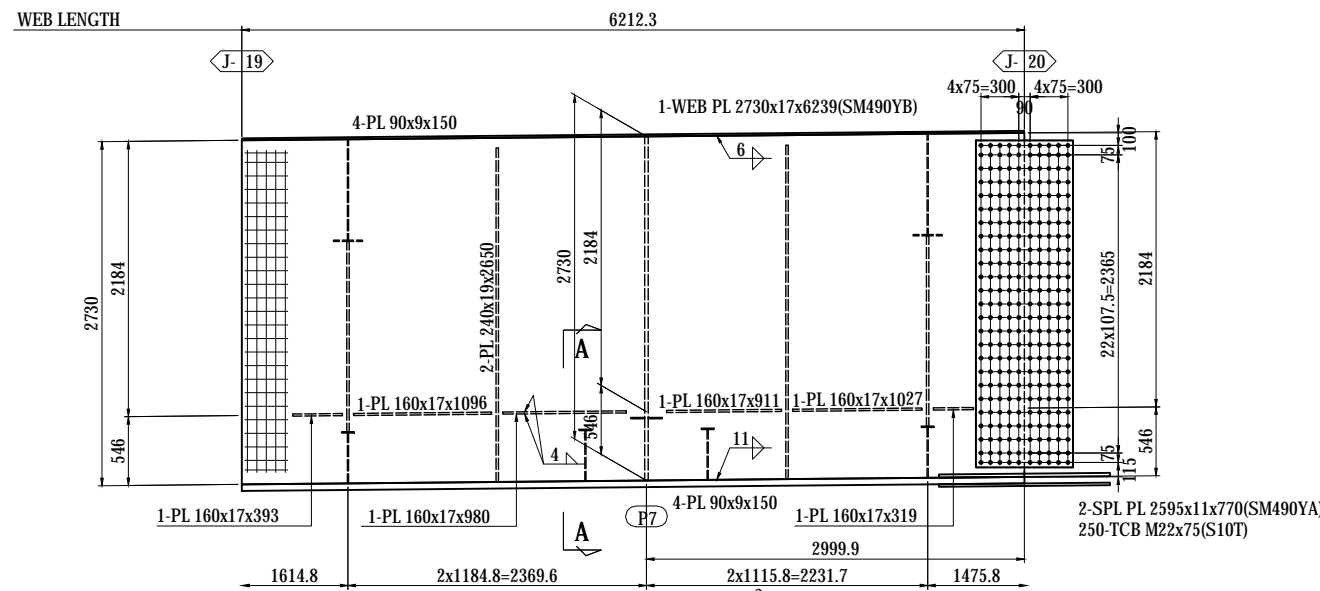
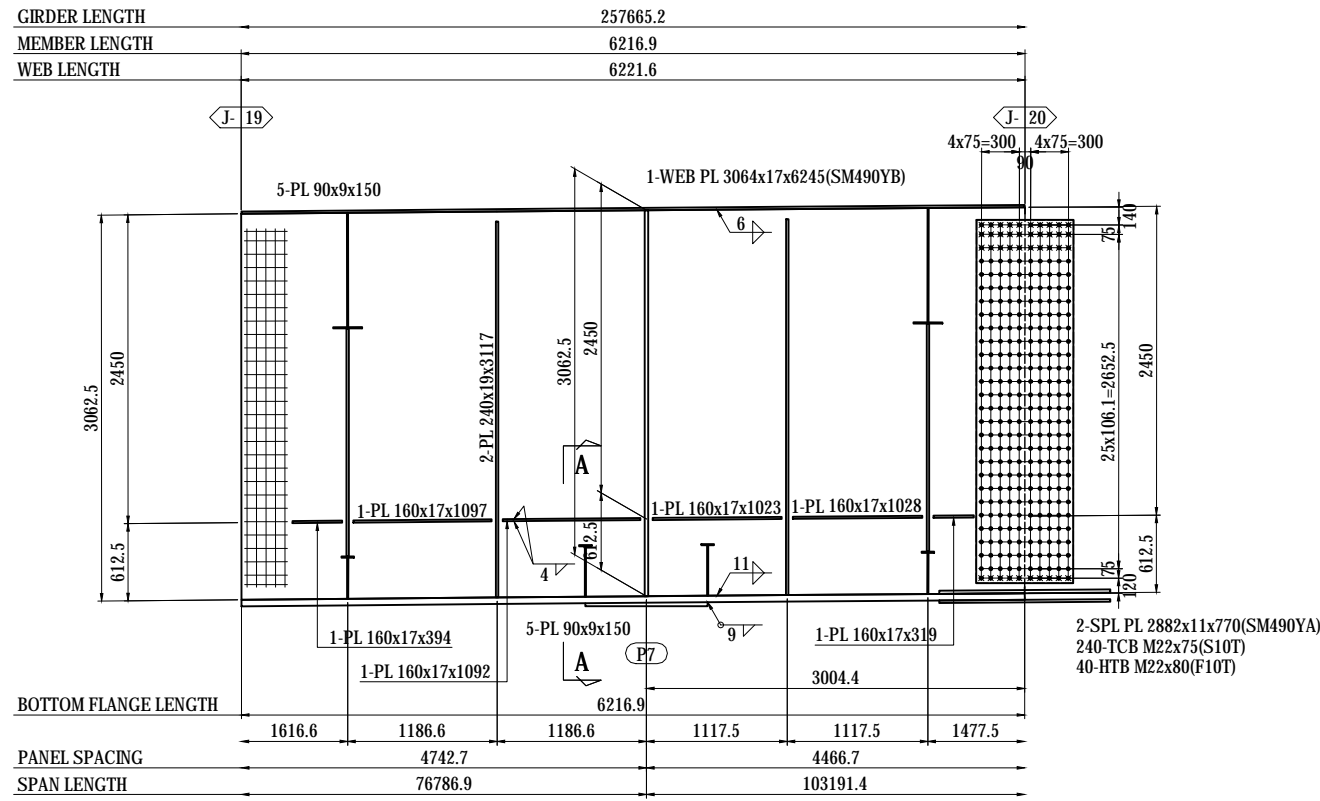
NOTES:
 1 - STEEL GRADE OF STEEL PLATE UNLESS NOTE : SM400A

MARKING DIAGRAM



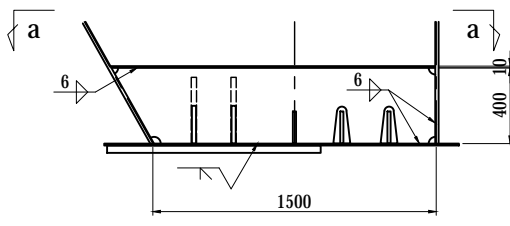
PROJECT NAME DETAILED DESIGN ON BAGO RIVER BRIDGE CONSTRUCTION PROJECT	FINANCED BY JAPAN INTERNATIONAL COOPERATION AGENCY	COUNTERPART REPUBLIC OF THE UNION OF MYANMAR MINISTRY OF CONSTRUCTION DEPARTMENT OF BRIDGE	JICA STUDY TEAM NIPPON KOEI CO., LTD. ORIENTAL CONSULTANTS GLOBAL CO., LTD. METROPOLITAN EXPRESSWAY COMPANY LIMITED CHODAI CO., LTD. NIPPON ENGINEERING CONSULTANTS CO., LTD.	NAME S. IMADA T. HAYAKAWA Y. SANO	SIGNATURE 	DATE 29 Sept.2017 3 Oct.2017 6 Oct.2017	DRAWING TITLE DETAIL OF GIRDER G1 (19)	PACKAGE 1 DWG No. P1-SB-1119
---	---	---	--	--	-----------------------	--	---	---------------------------------------

DETAIL OF GIRDER G1 (20) S=1:60




NOTES:
1 - STEEL GRADE OF STEEL PLATE UNLESS NOTE : SM400A

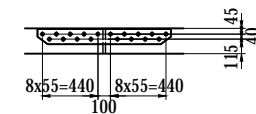
SECTION A-A S=1:40



SECTION a-a

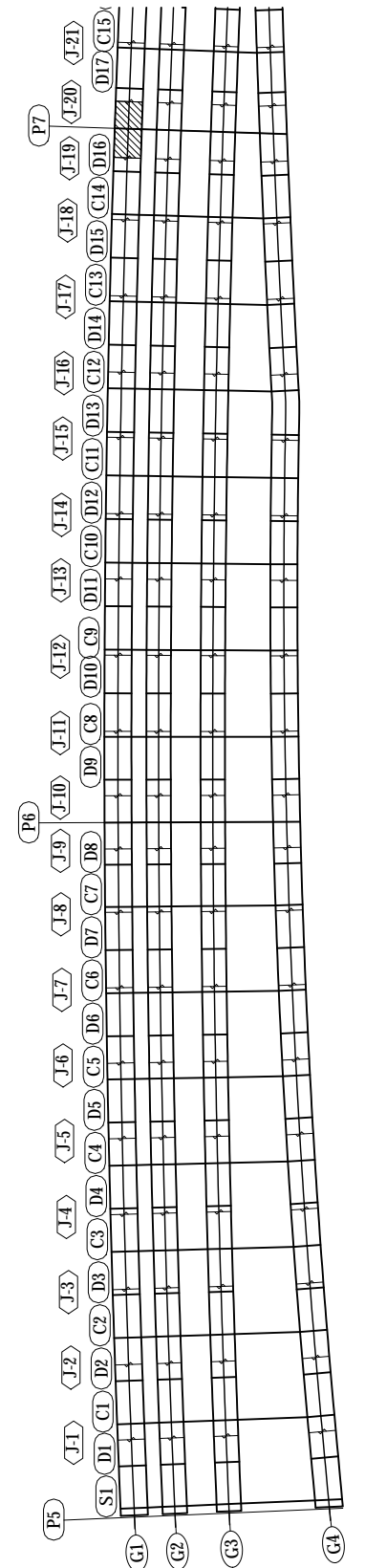


2-FLG PL 100x10x1721
2-WEB PL 400x 9x1721



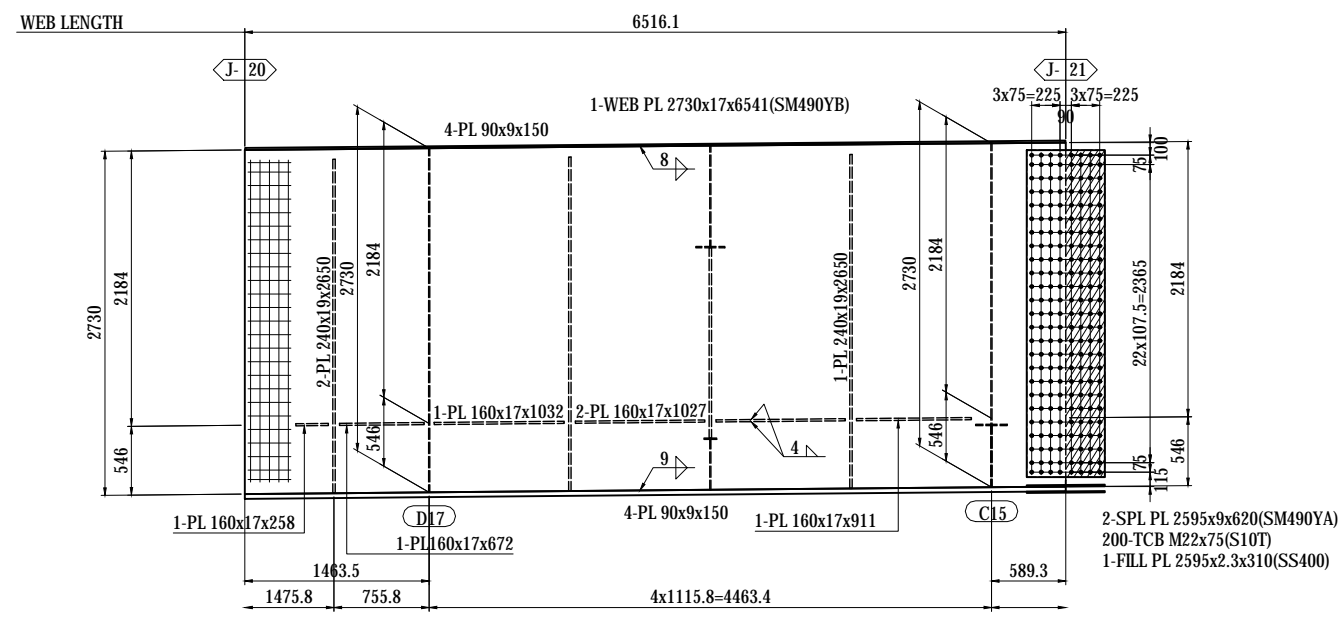
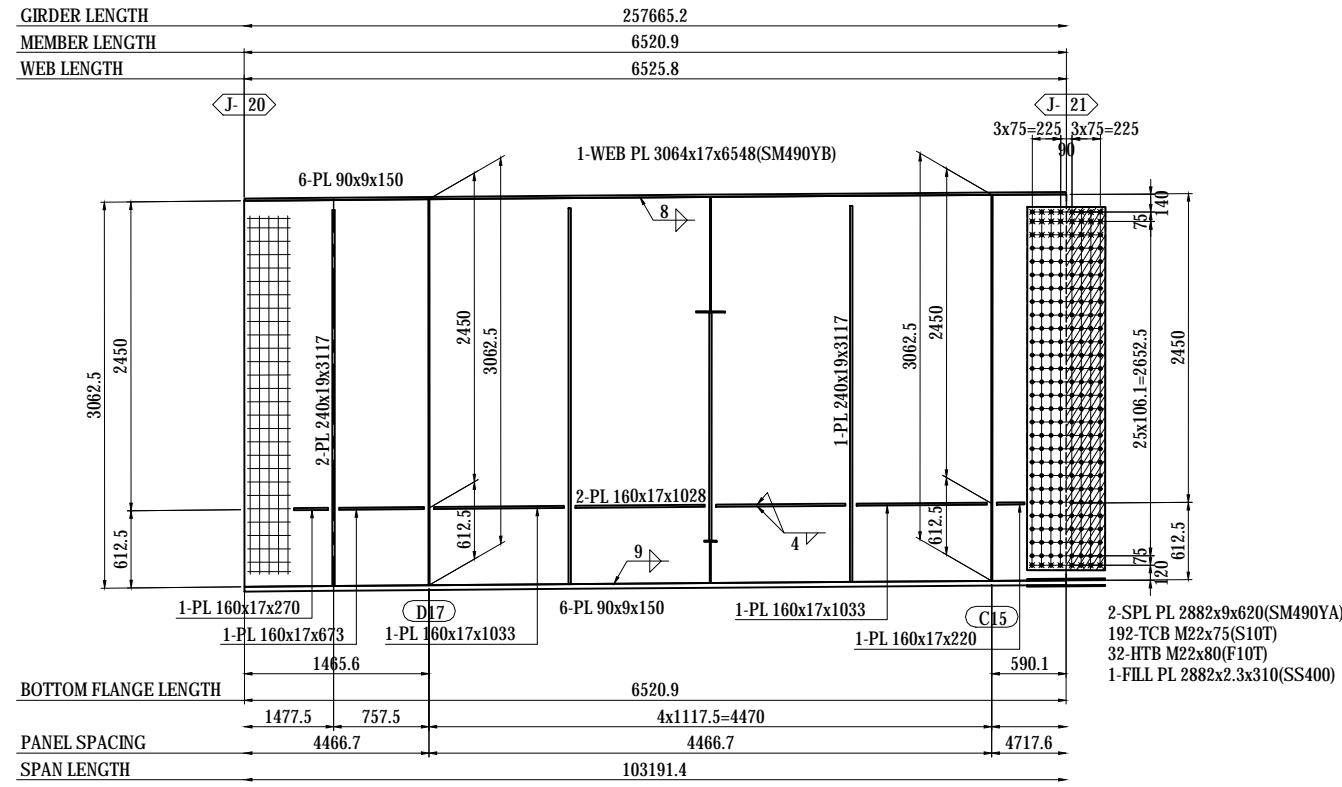
2-SPL PL 120x19x1060(SM490YB)
18-TCB M22x95(S10T)

MARKING DIAGRAM

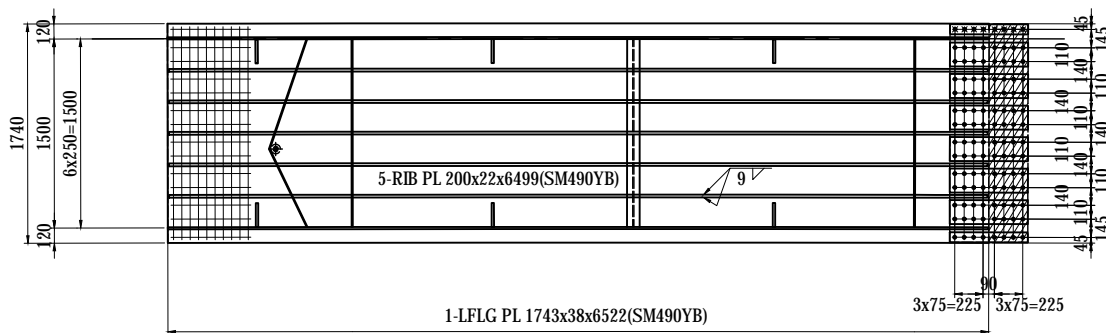


PROJECT NAME DETAILED DESIGN ON BAGO RIVER BRIDGE CONSTRUCTION PROJECT	FINANCED BY JAPAN INTERNATIONAL COOPERATION AGENCY	COUNTERPART REPUBLIC OF THE UNION OF MYANMAR MINISTRY OF CONSTRUCTION DEPARTMENT OF BRIDGE	JICA STUDY TEAM NIPPON KOEI CO., LTD. ORIENTAL CONSULTANTS GLOBAL CO., LTD. METROPOLITAN EXPRESSWAY COMPANY LIMITED CHODAI CO., LTD. NIPPON ENGINEERING CONSULTANTS CO., LTD.	NAME S. IMADA SIGNATURE T. HAYAKAWA DATE 29 Sept.2017 3 Oct.2017 6 Oct.2017	DRAWING TITLE DETAIL OF GIRDER G1 (20)	PACKAGE 1 DWG No. P1-SB-1120
---	--	---	--	--	--	---------------------------------------

DETAIL OF GIRDER G1 (21) S=1:60



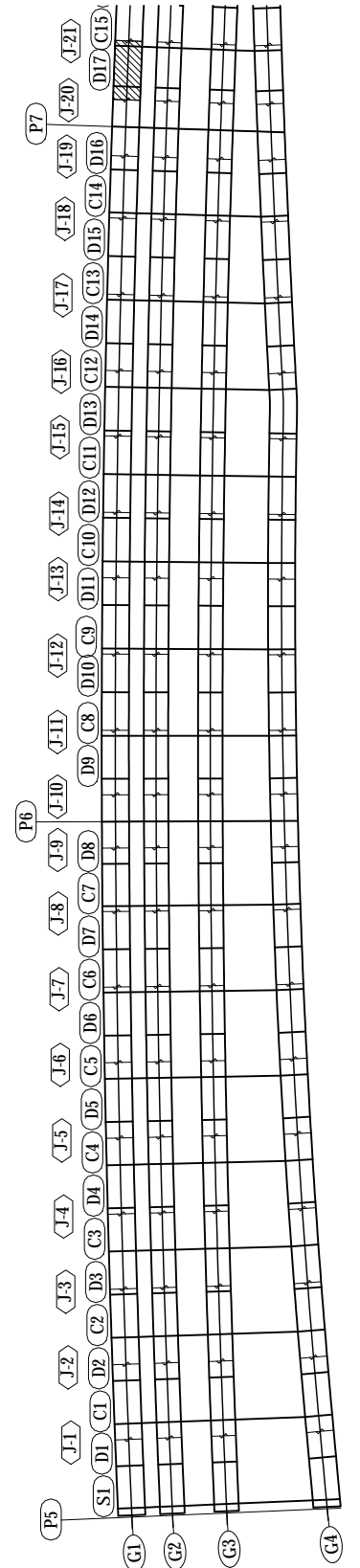
- 1-FB 50x6x250(SS400)
- 2-FB 50x6x246(SS400)
- 1-FB 50x6x252(SS400)
- 1-FB 50x6x259(SS400)
- 1-FB 50x6x262(SS400)
- 1-PL 75x22x75



NOTES:


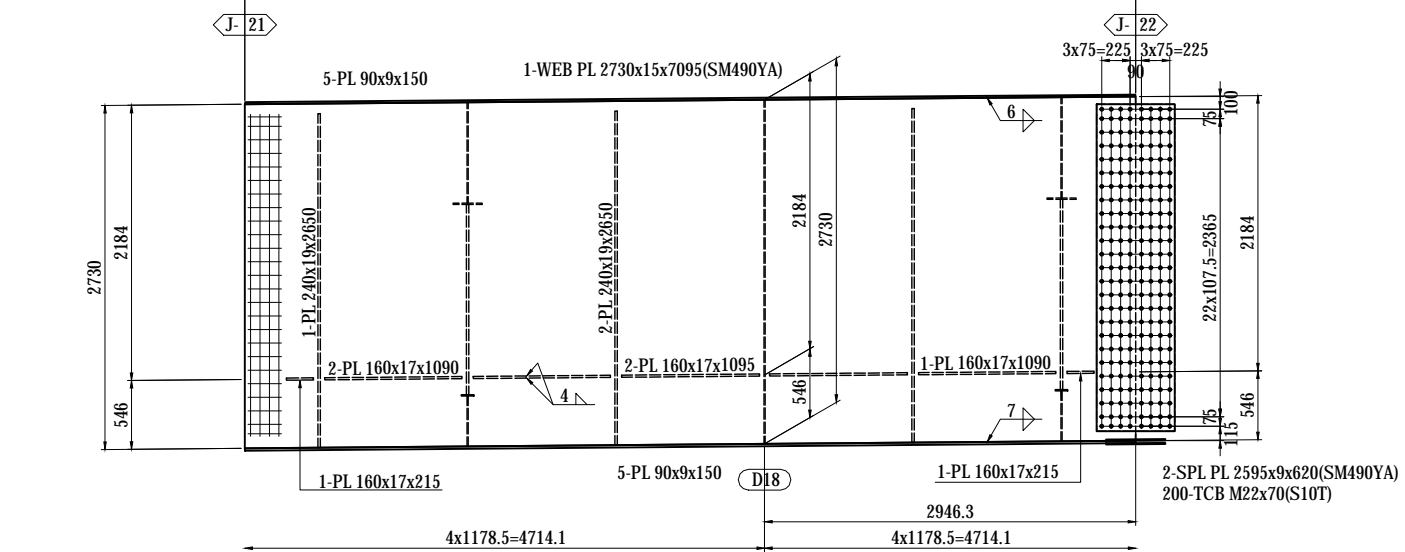
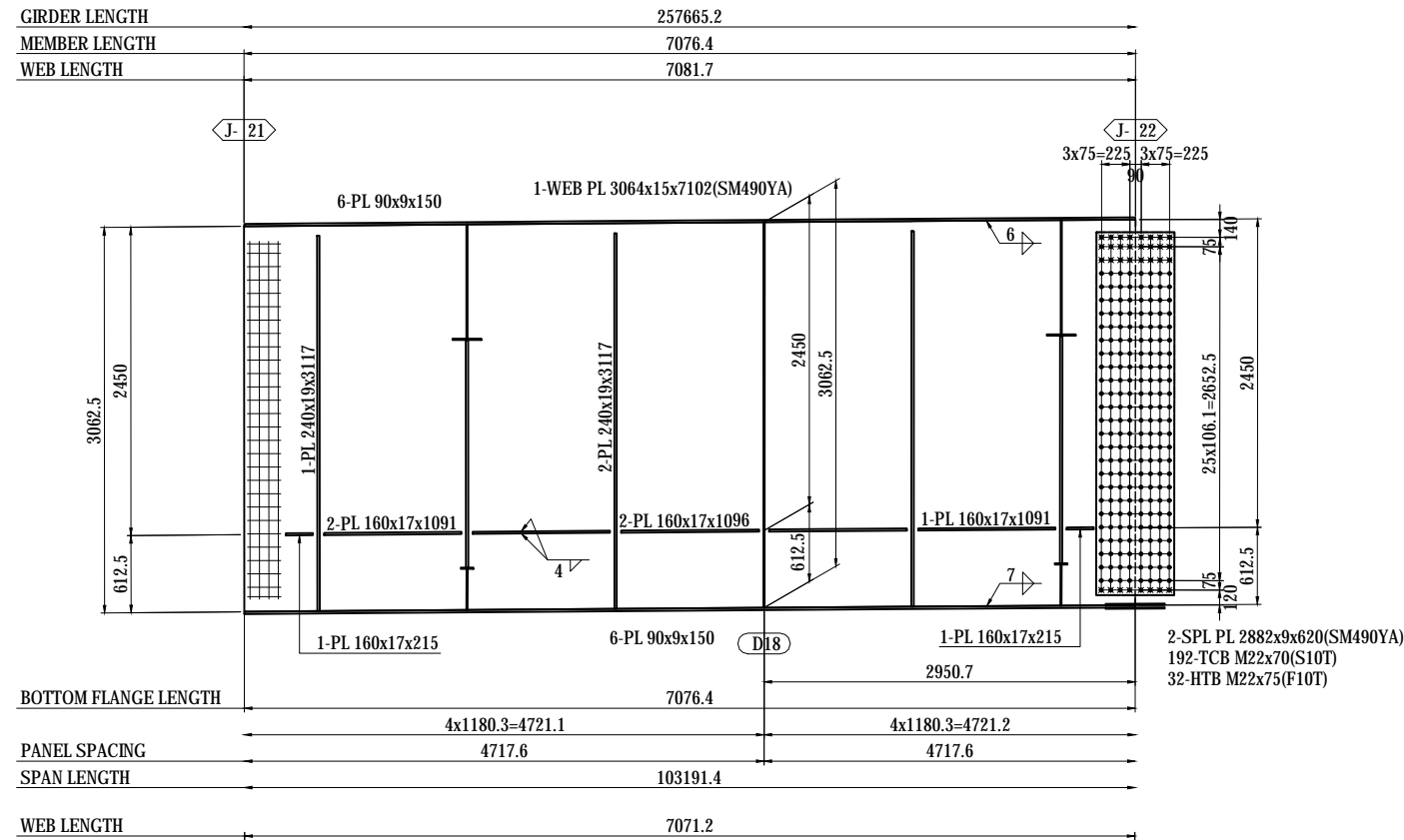
1 - STEEL GRADE OF STEEL PLATE
 UNLESS NOTE : SM400A

MARKING DIAGRAM



PROJECT NAME	FINANCED BY	COUNTERPART	JICA STUDY TEAM	NAME	SIGNATURE	DATE	DRAWING TITLE	PACKAGE
DETAILED DESIGN ON BAGO RIVER BRIDGE CONSTRUCTION PROJECT	JICA JAPAN INTERNATIONAL COOPERATION AGENCY	REPUBLIC OF THE UNION OF MYANMAR MINISTRY OF CONSTRUCTION DEPARTMENT OF BRIDGE	NIPON KOEI CO., LTD. ORIENTAL CONSULTANTS GLOBAL CO., LTD. METROPOLITAN EXPRESSWAY COMPANY LIMITED CHODAI CO., LTD. NIPPON ENGINEERING CONSULTANTS CO., LTD.	S. IMADA		29 Sept.2017	DETAIL OF GIRDER G1 (21)	1
				T. HAYAKAWA		3 Oct.2017		DWG No.
				Y. SANO		6 Oct.2017		P1-SB-1121

DETAIL OF GIRDER G1 (22) S=1:60

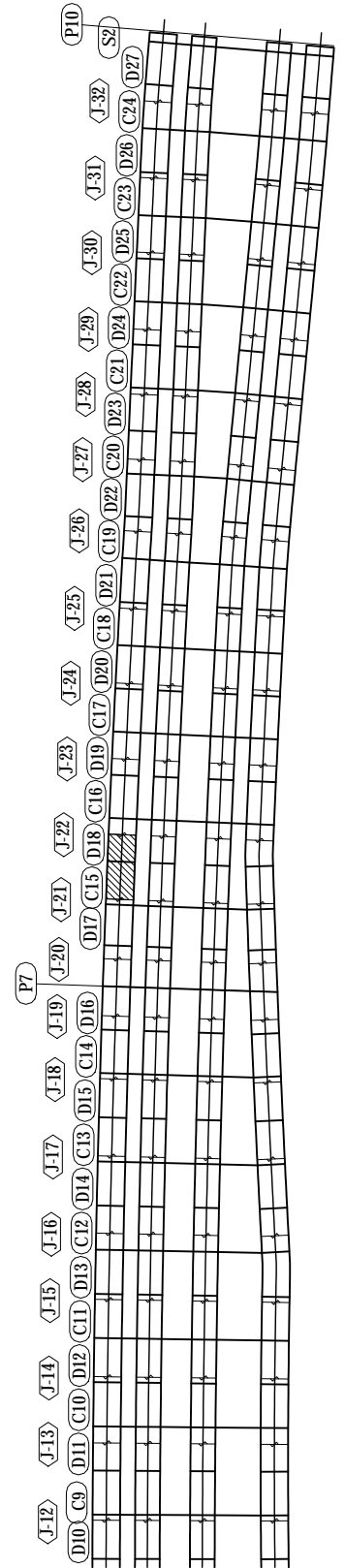


- 1-FB 50x6x250(SS400)
- 2-FB 50x6x246(SS400)
- 1-FB 50x6x252(SS400)
- 1-FB 50x6x259(SS400)
- 1-FB 50x6x262(SS400)
- 1-PL 75x22x75

NOTES:

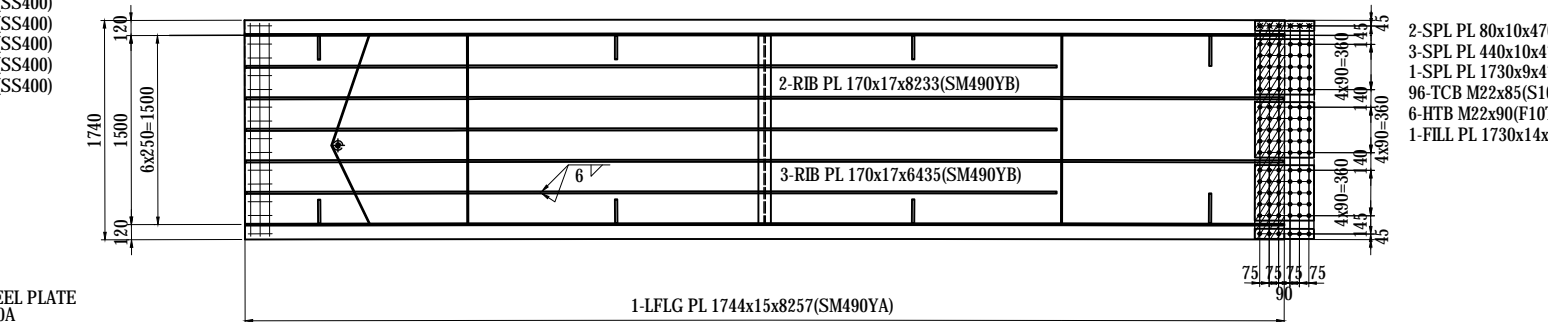
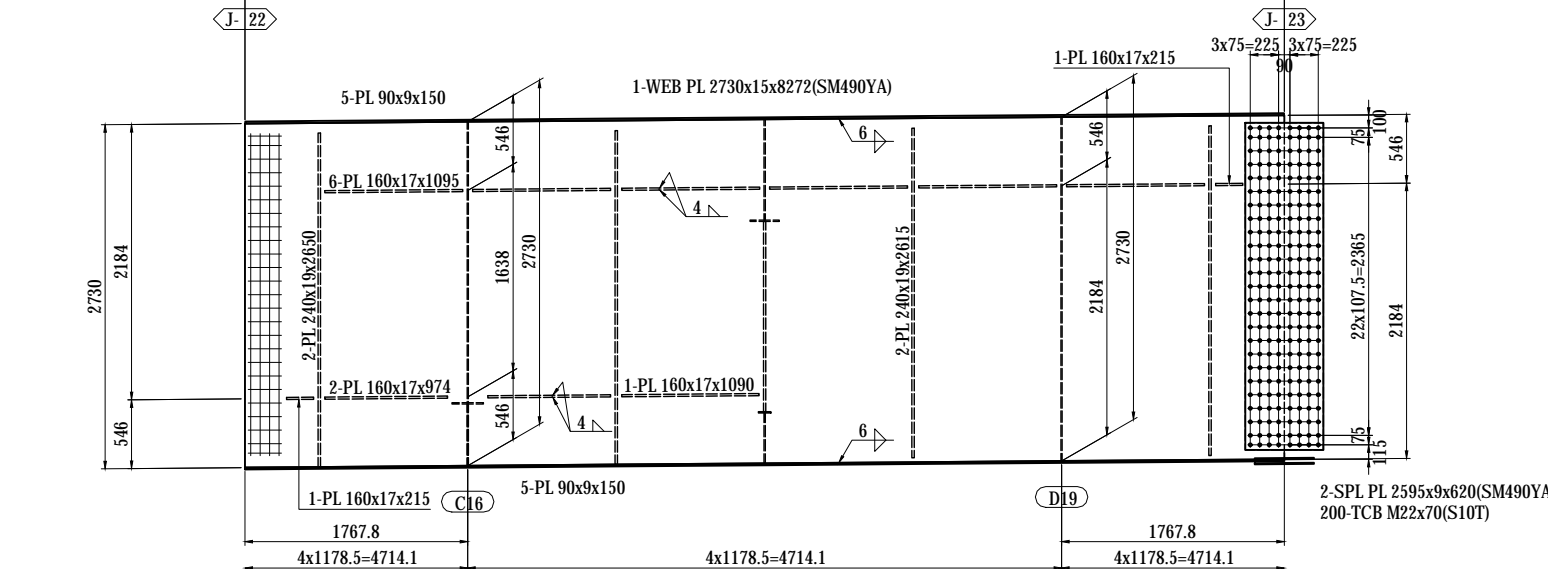
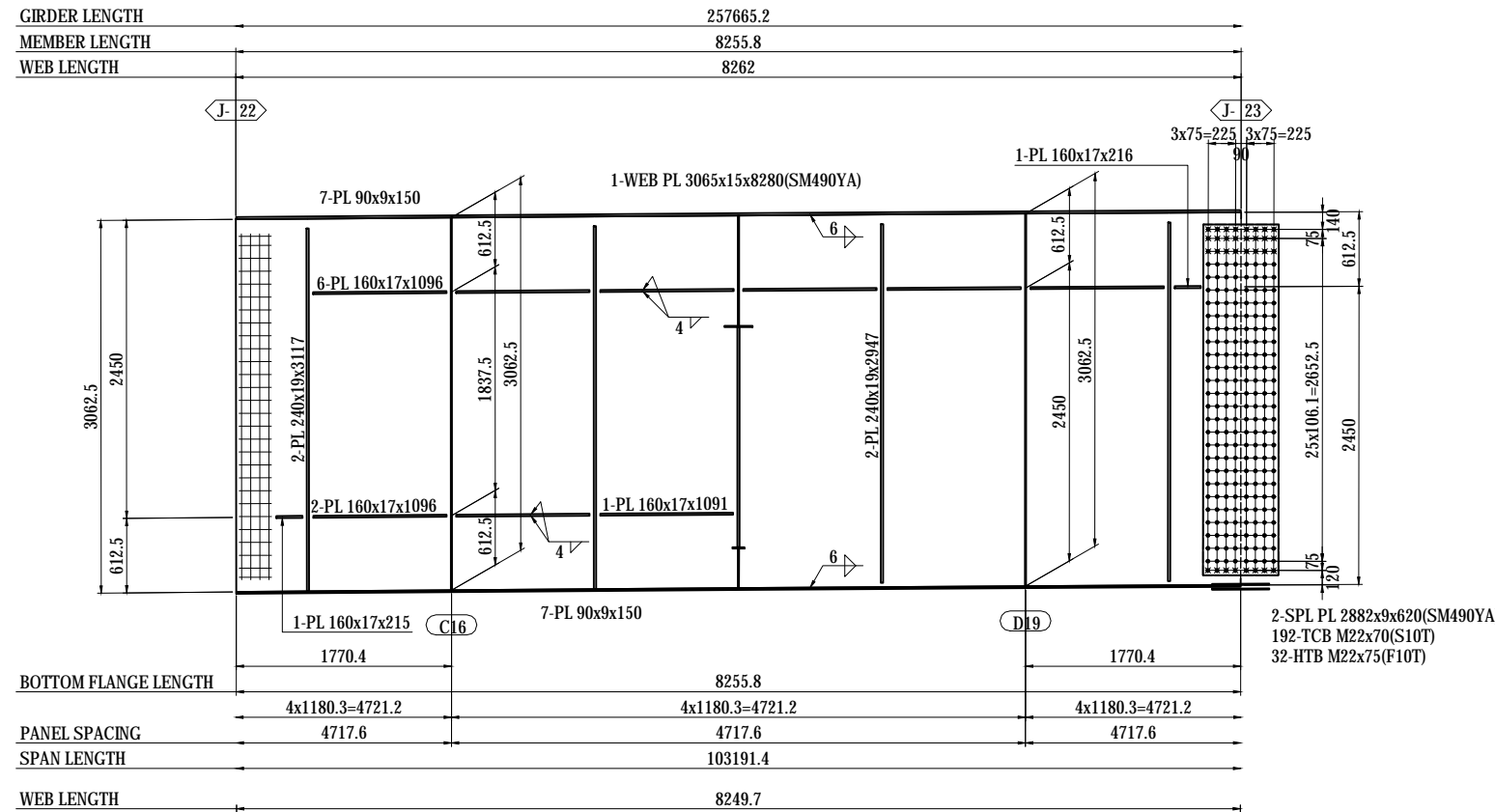
1 - STEEL GRADE OF STEEL PLATE
UNLESS NOTE : SM400A

MARKING DIAGRAM

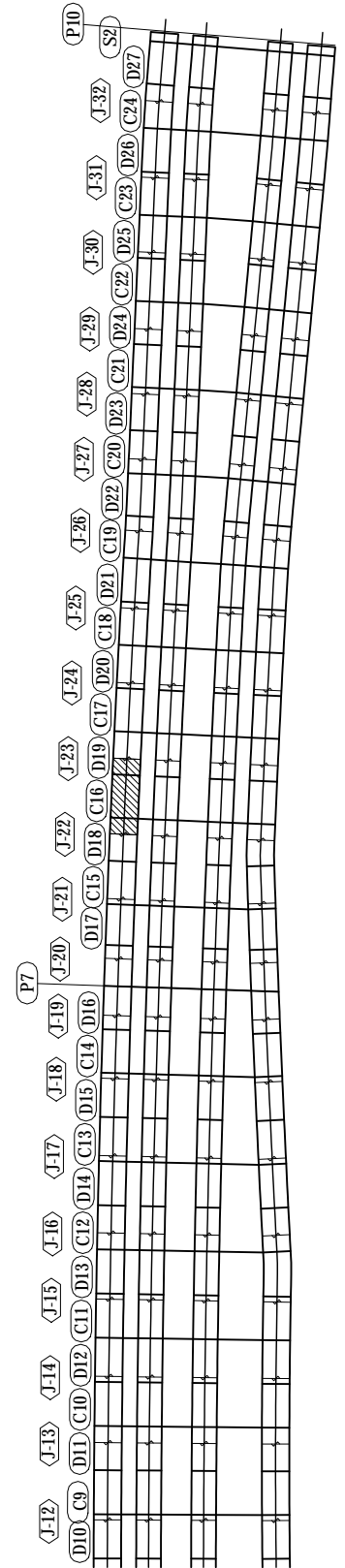


PROJECT NAME	FINANCED BY	COUNTERPART	JICA STUDY TEAM	NAME	SIGNATURE	DATE	DRAWING TITLE	PACKAGE
DETAILED DESIGN ON BAGO RIVER BRIDGE CONSTRUCTION PROJECT	JAPAN INTERNATIONAL COOPERATION AGENCY	REPUBLIC OF THE UNION OF MYANMAR MINISTRY OF CONSTRUCTION DEPARTMENT OF BRIDGE	NIPPON KOEI CO., LTD. ORIENTAL CONSULTANTS GLOBAL CO., LTD. METROPOLITAN EXPRESSWAY COMPANY LIMITED CHODAI CO., LTD. NIPPON ENGINEERING CONSULTANTS CO., LTD.	PREPARED BY CHECKED BY APPROVED BY	S. IMADA T. HAYAKAWA Y. SANO	29 Sept.2017 3 Oct.2017 6 Oct.2017	DETAIL OF GIRDER G1 (22)	1 DWG No. P1-SB-1122

DETAIL OF GIRDER G1 (23) S=1:60



MARKING DIAGRAM

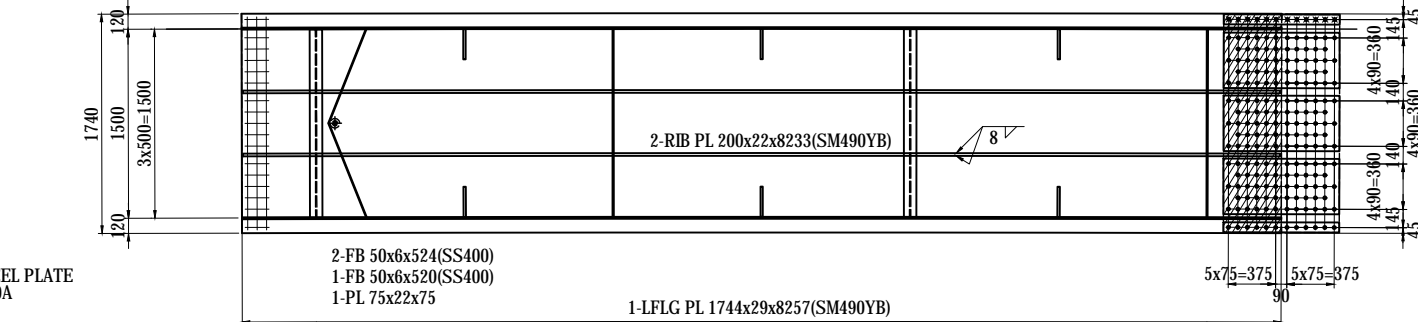
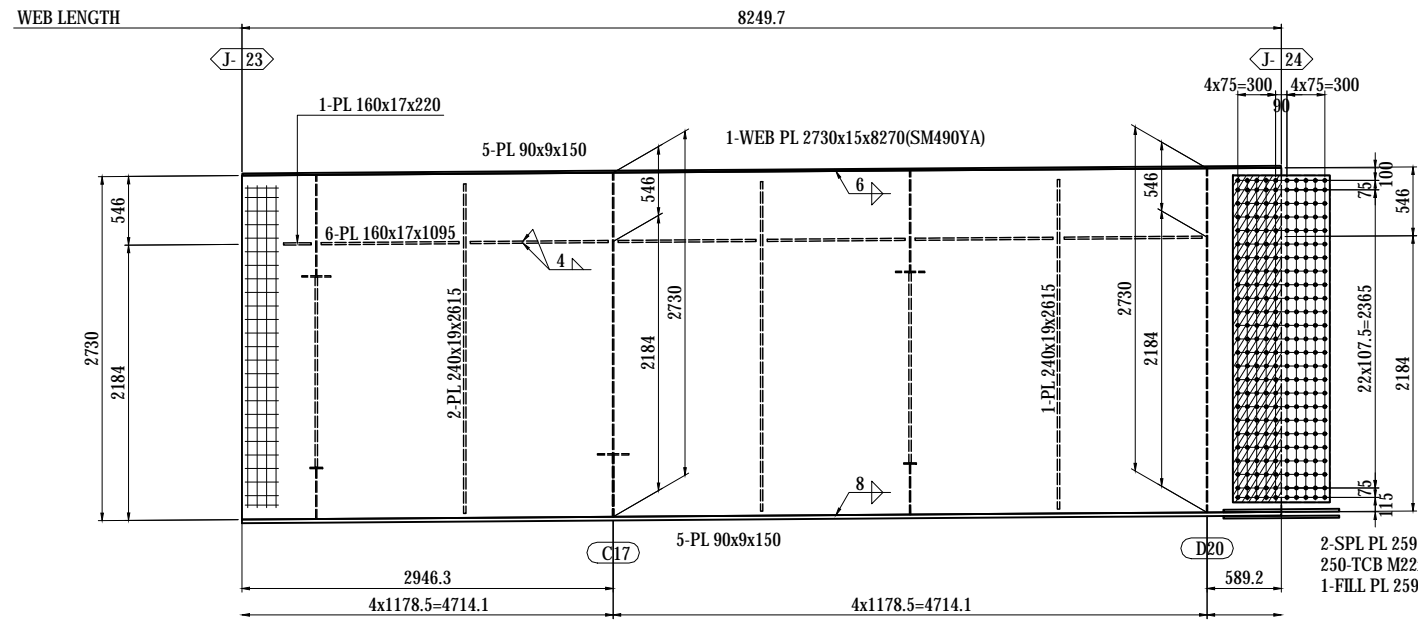
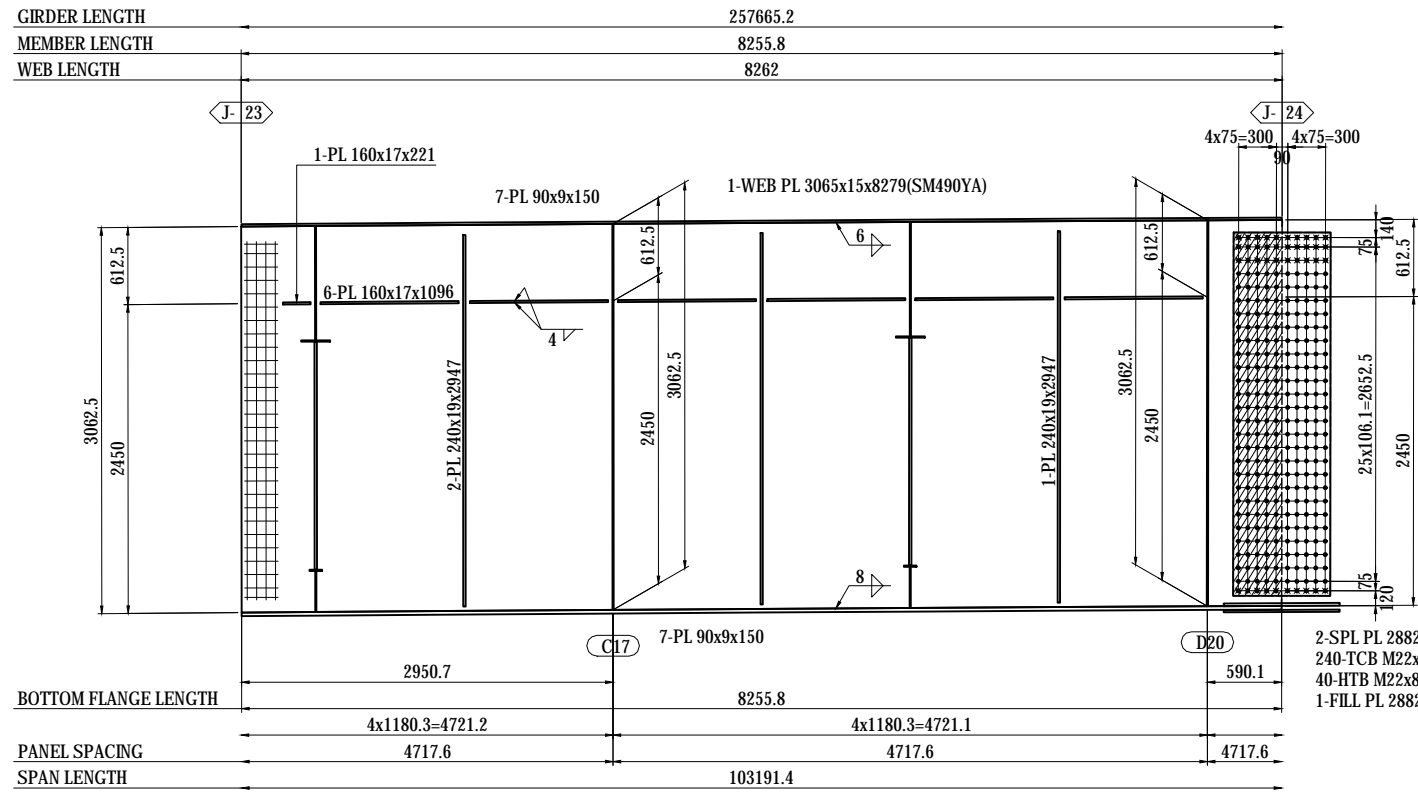


- 1-FB 50x6x250(SS400)
- 2-FB 50x6x246(SS400)
- 1-FB 50x6x252(SS400)
- 1-FB 50x6x259(SS400)
- 1-FB 50x6x262(SS400)
- 1-PL 75x22x75

NOTES:
 1 - STEEL GRADE OF STEEL PLATE UNLESS NOTE : SM400A

PROJECT NAME DETAILED DESIGN ON BAGO RIVER BRIDGE CONSTRUCTION PROJECT	FINANCED BY JAPAN INTERNATIONAL COOPERATION AGENCY	COUNTERPART REPUBLIC OF THE UNION OF MYANMAR MINISTRY OF CONSTRUCTION DEPARTMENT OF BRIDGE	JICA STUDY TEAM NIPPON KOEI CO., LTD. ORIENTAL CONSULTANTS GLOBAL CO., LTD. METROPOLITAN EXPRESSWAY COMPANY LIMITED CHODAI CO., LTD. NIPPON ENGINEERING CONSULTANTS CO., LTD.	NAME S. IMADA T. HAYAKAWA Y. SANO	SIGNATURE 	DATE 29 Sept.2017 3 Oct.2017 6 Oct.2017	DRAWING TITLE DETAIL OF GIRDER G1 (23)	PACKAGE 1 DWG No. P1-SB-1123
---	---	---	--	--	-----------------------	--	---	---------------------------------------

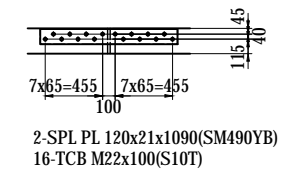
DETAIL OF GIRDER G1 (24) S=1:60



2-SPL PL 2882x9x770(SM490YA)
240-TCB M22x75(S10T)
40-HTB M22x80(F10T)
1-FILL PL 2882x2.3x385(SS400)

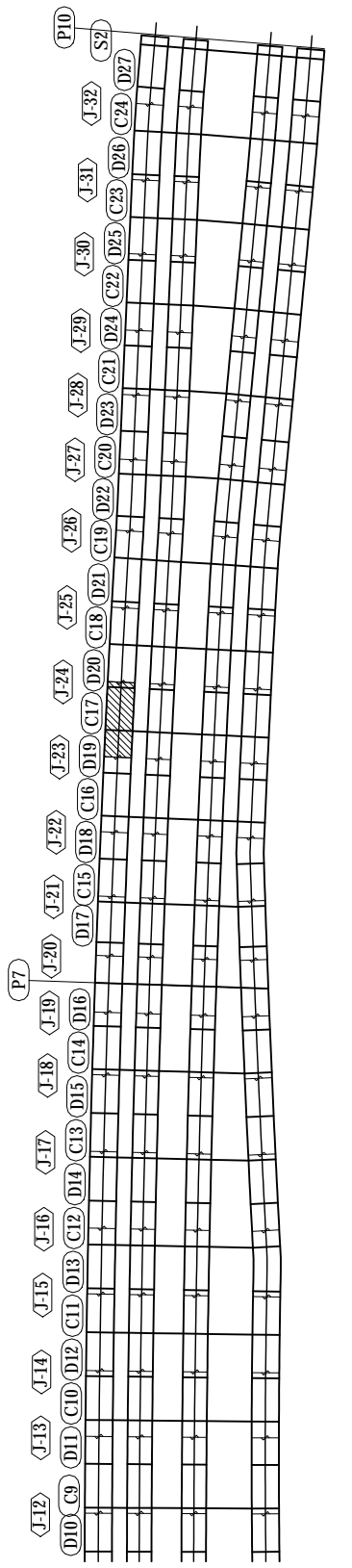
2-SPL PL 2595x9x770(SM490YA)
250-TCB M22x75(S10T)
1-FILL PL 2595x2.3x385(SS400)

2-SPL PL 80x21x920(SM490YB)
3-SPL PL 440x21x920(SM490YB)
1-SPL PL 1730x17x920(SM490YB)
180-TCB M22x110(S10T)
12-HTB M22x115(F10T)
1-FILL PL 1730x3.2x460(SS400)



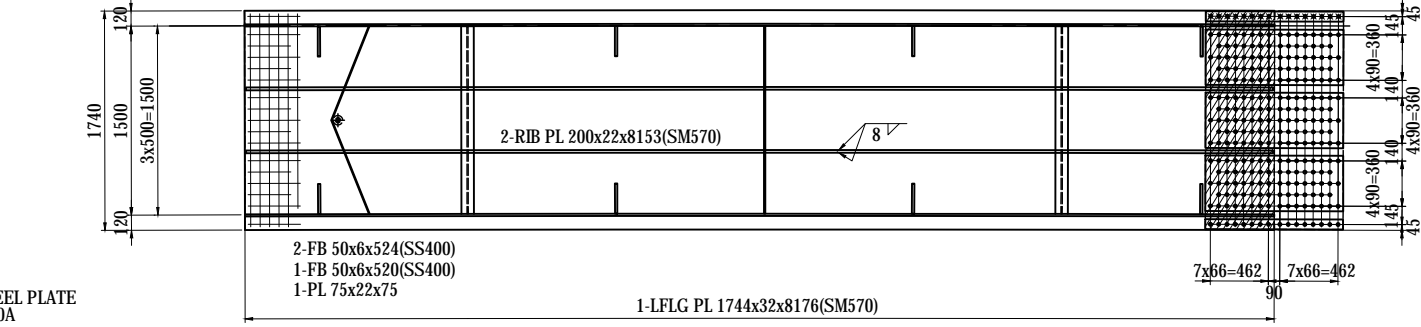
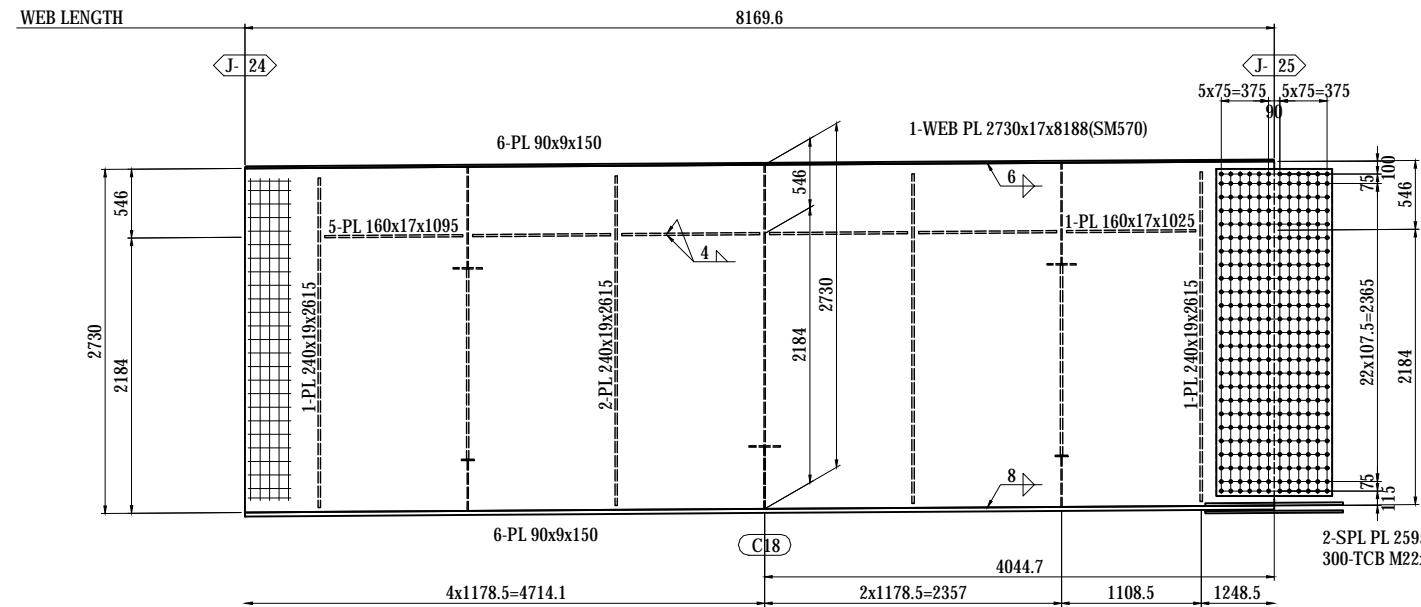
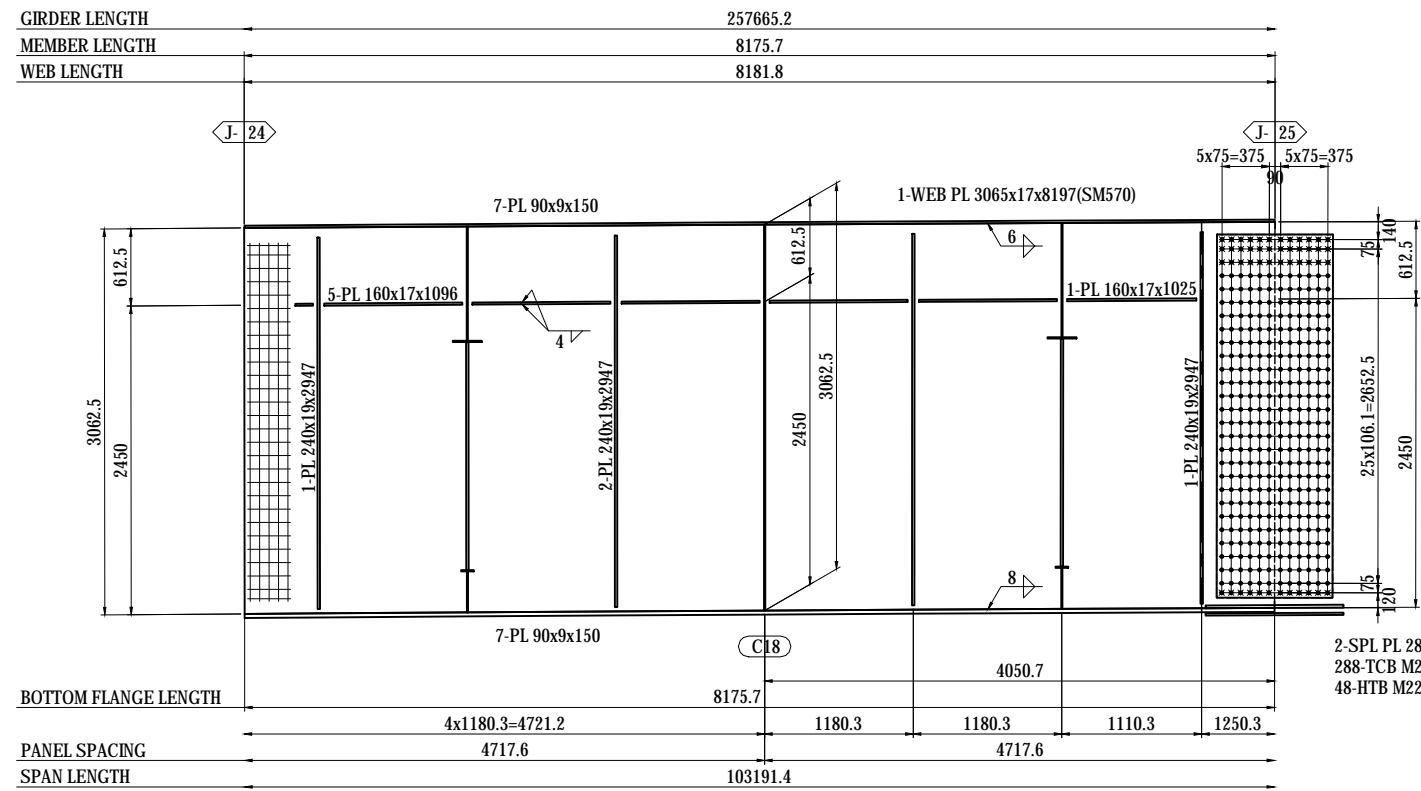
NOTES:
1 - STEEL GRADE OF STEEL PLATE
UNLESS NOTE : SM400A

MARKING DIAGRAM



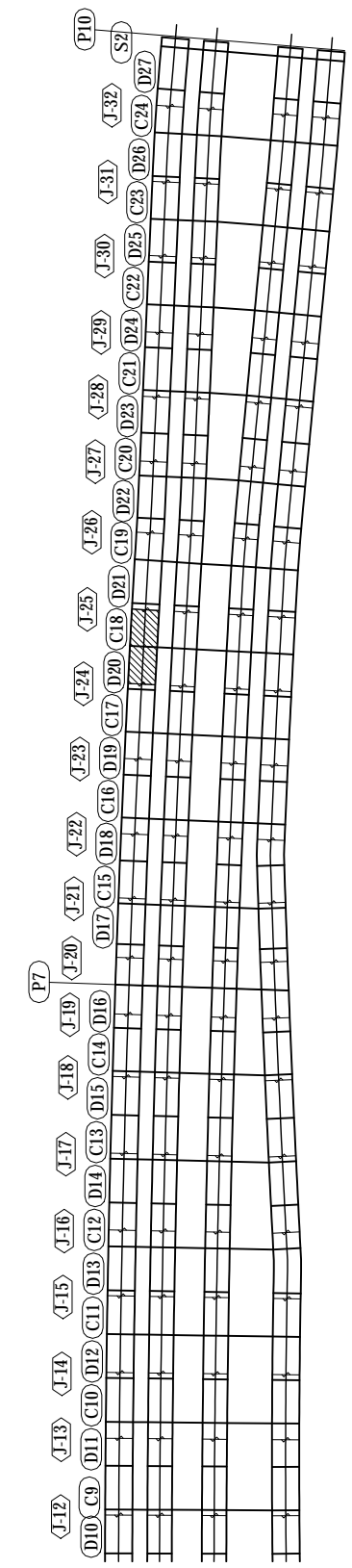
PROJECT NAME		FINANCED BY		COUNTERPART		JICA STUDY TEAM		NAME			DRAWING TITLE			PACKAGE	
DETAILED DESIGN ON BAGO RIVER BRIDGE CONSTRUCTION PROJECT		JAPAN INTERNATIONAL COOPERATION AGENCY		REPUBLIC OF THE UNION OF MYANMAR MINISTRY OF CONSTRUCTION DEPARTMENT OF BRIDGE		NIPPON KOEI CO., LTD. ORIENTAL CONSULTANTS GLOBAL CO., LTD. METROPOLITAN EXPRESSWAY COMPANY LIMITED CHODAI CO., LTD. NIPPON ENGINEERING CONSULTANTS CO., LTD.		PREPARED BY	S. IMADA		29 Sept.2017	DETAIL OF GIRDER G1 (24)			1
						CHECKED BY	T. HAYAKAWA		3 Oct.2017	DWG No.					
						APPROVED BY	Y. SANO		6 Oct.2017	P1-SB-1124					

DETAIL OF GIRDER G1 (25) S=1:60



NOTES:
 1 - STEEL GRADE OF STEEL PLATE
 UNLESS NOTE : SM400A

MARKING DIAGRAM



PROJECT NAME
 DETAILED DESIGN ON
 BAGO RIVER BRIDGE
 CONSTRUCTION PROJECT

FINANCED BY
 JAPAN INTERNATIONAL
 COOPERATION AGENCY

COUNTERPART
 REPUBLIC OF THE UNION OF MYANMAR
 MINISTRY OF CONSTRUCTION
 DEPARTMENT OF BRIDGE

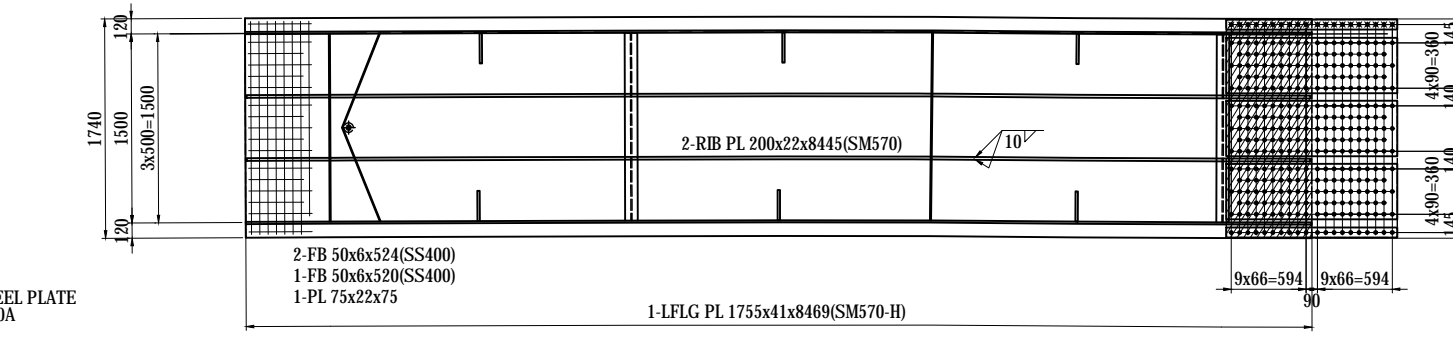
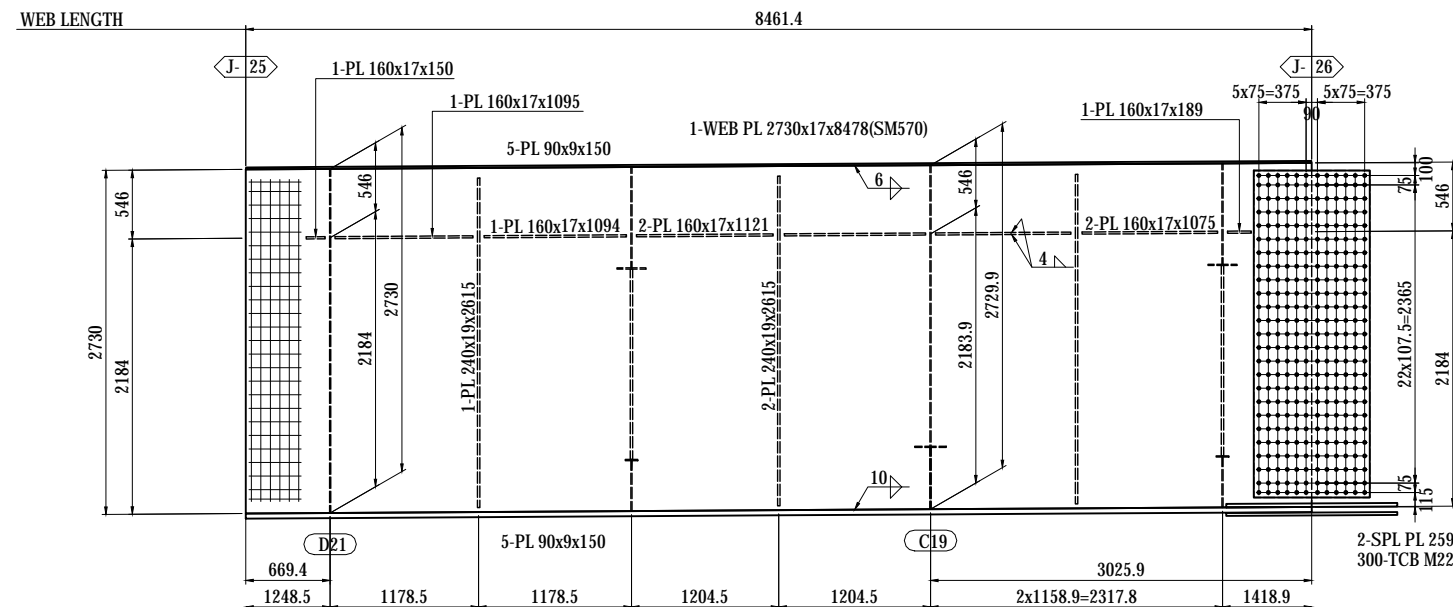
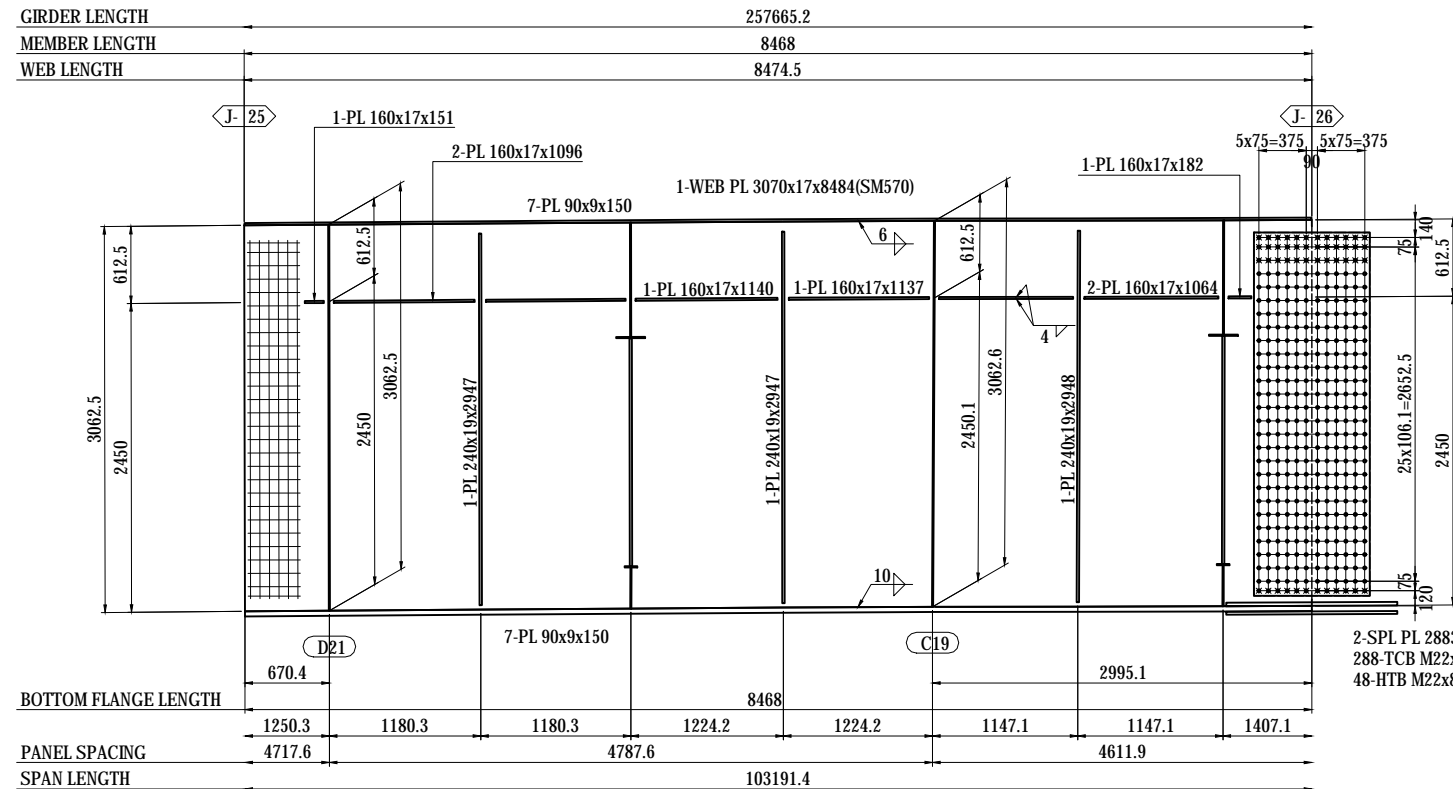
JICA STUDY TEAM
 NIPPON KOEI CO., LTD.
 ORIENTAL CONSULTANTS GLOBAL CO., LTD.
 METROPOLITAN EXPRESSWAY COMPANY LIMITED
 CHODAI CO., LTD.
 NIPPON ENGINEERING CONSULTANTS CO., LTD.

	NAME	SIGNATURE	DATE
PREPARED BY	S. IMADA	伊田 伸	29 Sept.2017
CHECKED BY	T. HAYAKAWA	林 洋子	3 Oct.2017
APPROVED BY	Y. SANO	佐野 祐一	6 Oct.2017

DRAWING TITLE
 DETAIL OF GIRDER G1 (25)

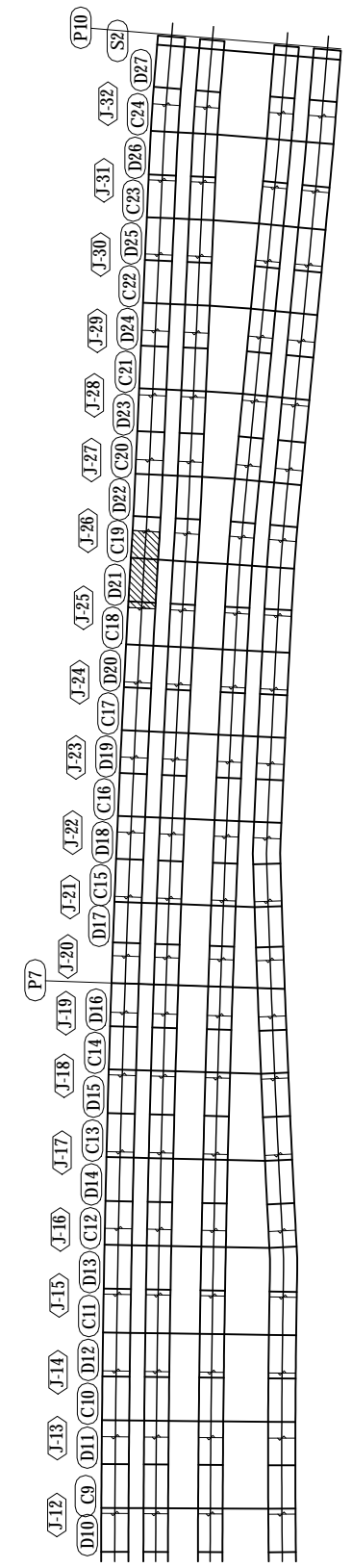
PACKAGE
 1
 DWG No.
 P1-SB-1125

DETAIL OF GIRDER G1 (26) S=1:60



- 2-SPL PL 2883x11x920(SM570)
- 288-TCB M22x75(S10T)
- 48-HTB M22x80(F10T)
- 2-SPL PL 2595x11x920(SM570)
- 300-TCB M22x75(S10T)
- 2-SPL PL 80x28x1358(SM570)
- 3-SPL PL 440x28x1358(SM570)
- 1-SPL PL 1730x23x1358(SM570)
- 308-TCB M22x135(S10T)
- 20-HTB M22x140(F10T)
- 1-FILL PL 1730x3.2x679(SS400)
- 2-SPL PL 120x22x1170(SM570)
- 20-TCB M22x105(S10T)

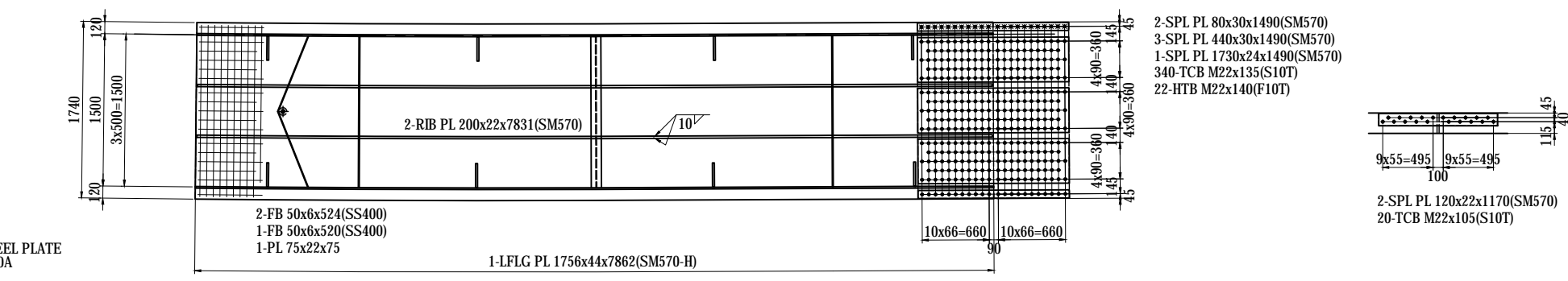
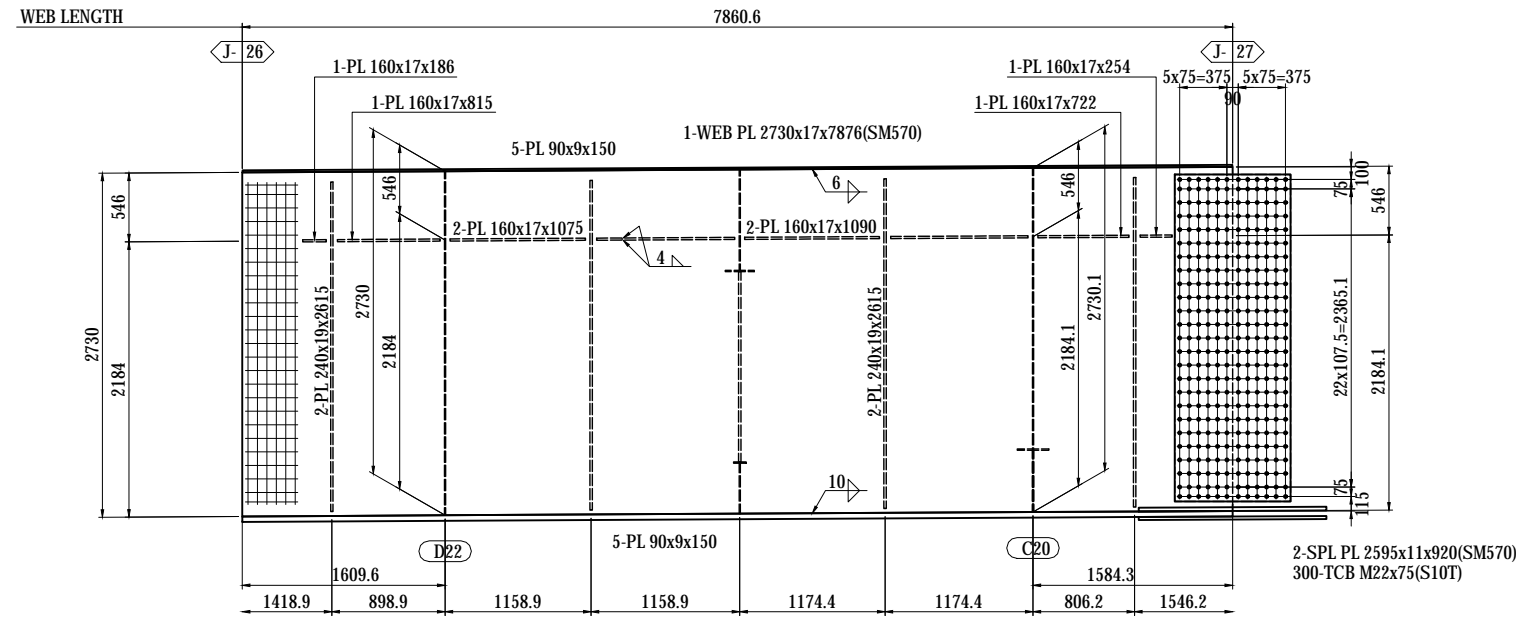
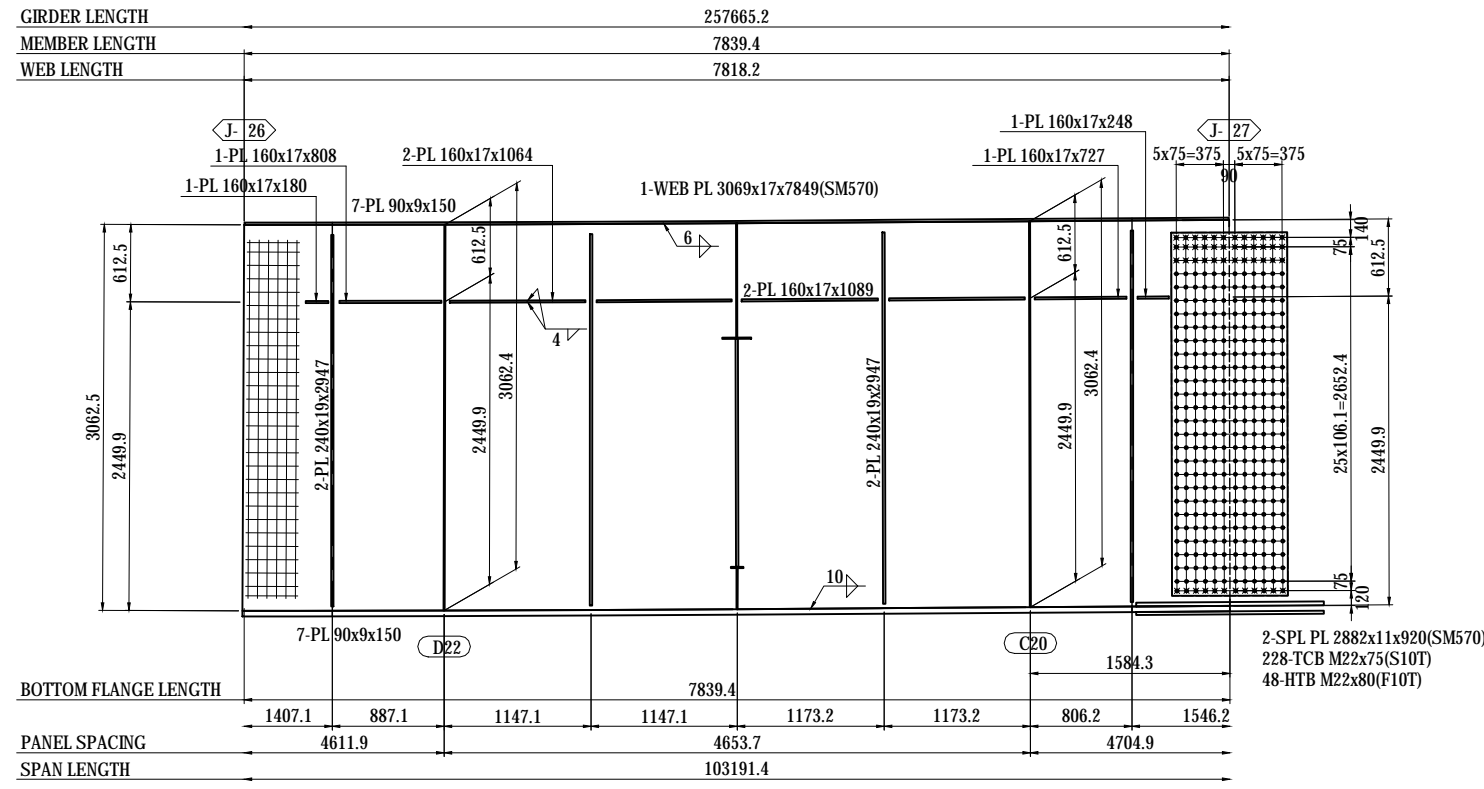
MARKING DIAGRAM



NOTES:
 1 - STEEL GRADE OF STEEL PLATE
 UNLESS NOTE : SM400A

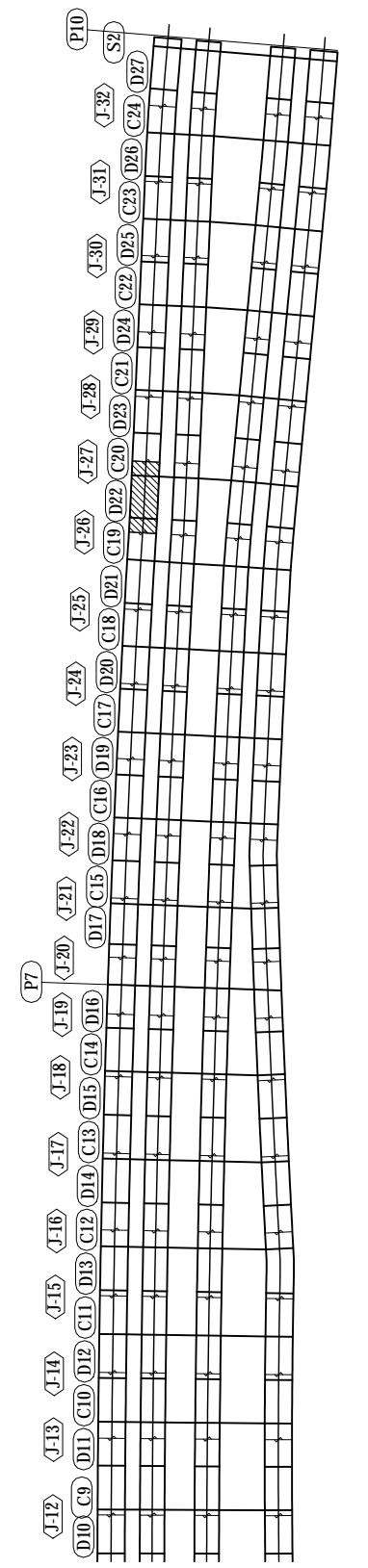
PROJECT NAME DETAILED DESIGN ON BAGO RIVER BRIDGE CONSTRUCTION PROJECT	FINANCED BY JAPAN INTERNATIONAL COOPERATION AGENCY	COUNTERPART REPUBLIC OF THE UNION OF MYANMAR MINISTRY OF CONSTRUCTION DEPARTMENT OF BRIDGE	JICA STUDY TEAM NIPPON KOEI CO., LTD. ORIENTAL CONSULTANTS GLOBAL CO., LTD. METROPOLITAN EXPRESSWAY COMPANY LIMITED CHODAI CO., LTD. NIPPON ENGINEERING CONSULTANTS CO., LTD.	NAME S. IMADA	SIGNATURE <i>(Handwritten Signature)</i>	DATE 29 Sept.2017	DRAWING TITLE DETAIL OF GIRDER G1 (26)	PACKAGE 1 DWG No. P1-SB-1126
PREPARED BY T. HAYAKAWA					CHECKED BY Y. SANO		DATE 3 Oct.2017 6 Oct.2017	

DETAIL OF GIRDER G1 (27) S=1:60



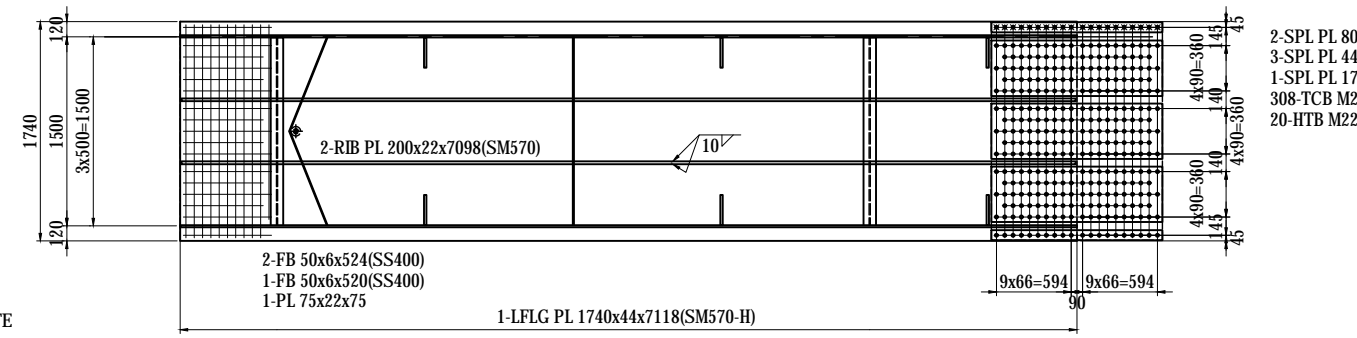
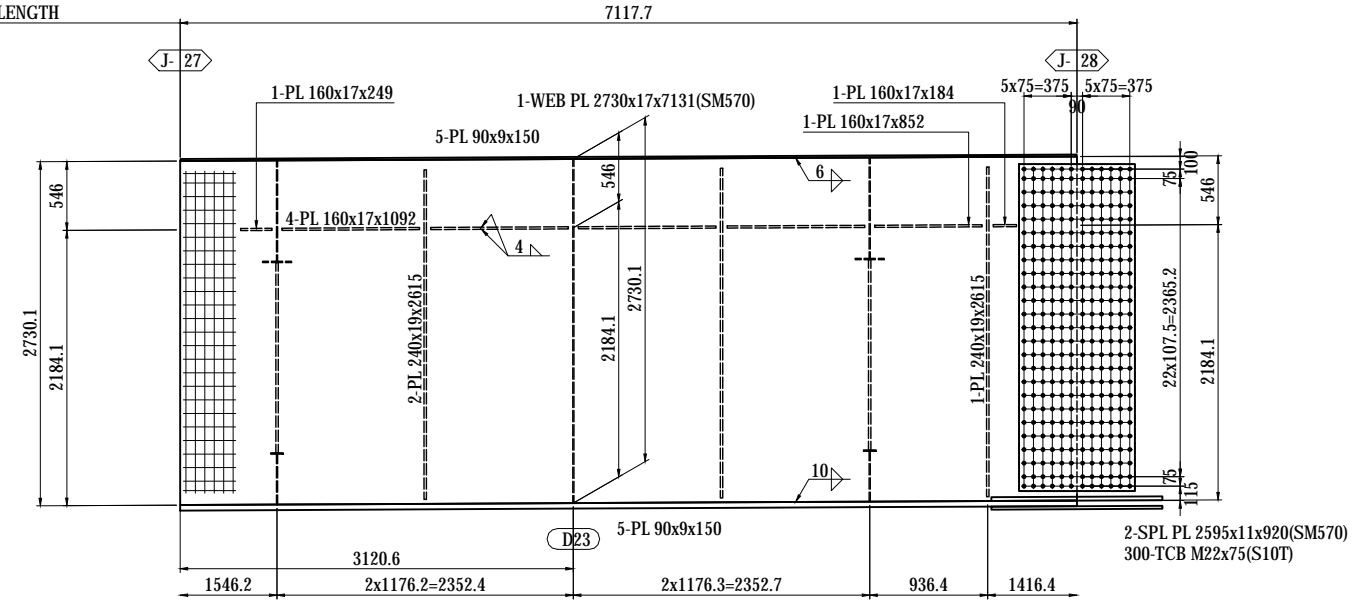
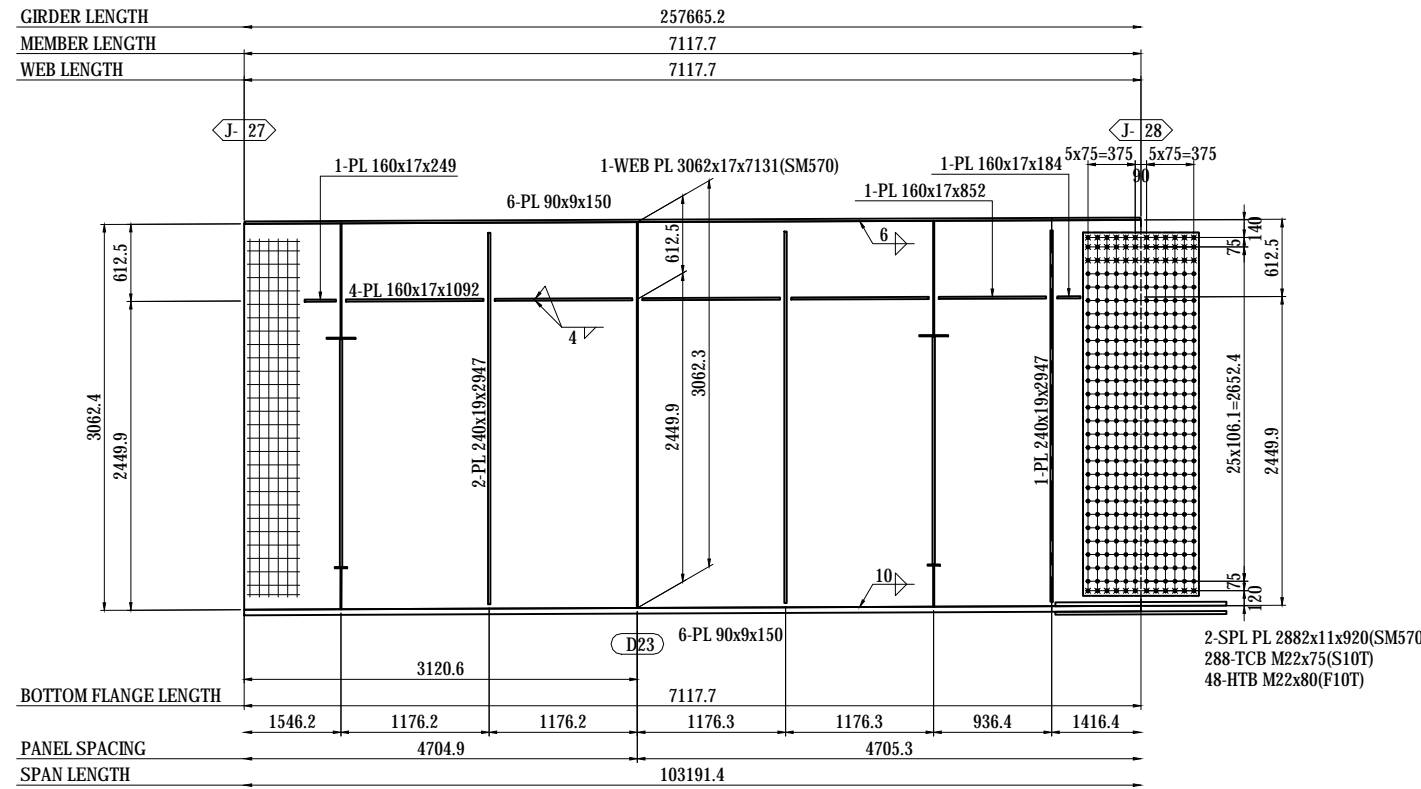
NOTES:
 1 - STEEL GRADE OF STEEL PLATE
 UNLESS NOTE : SM400A

MARKING DIAGRAM



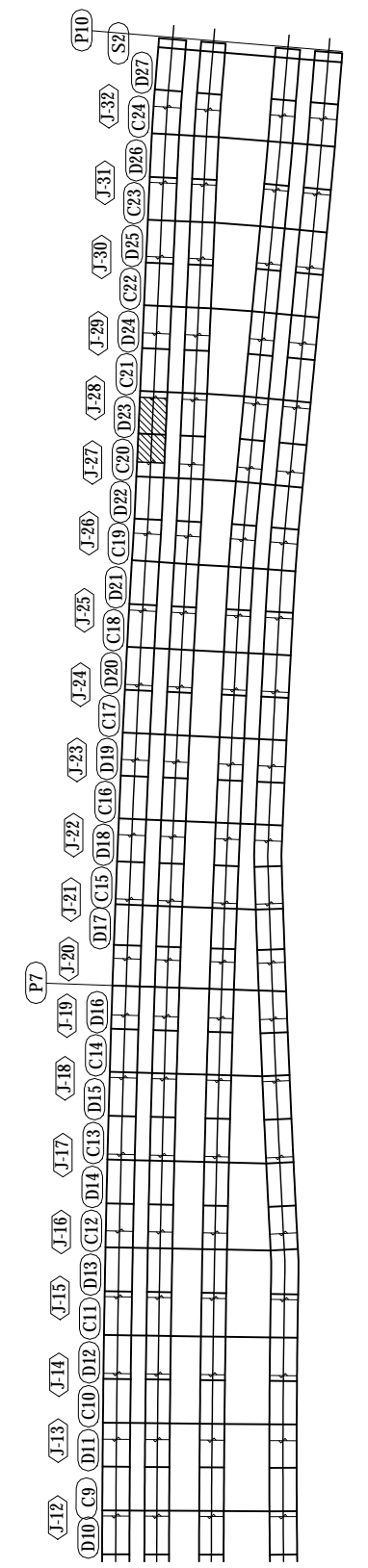
PROJECT NAME DETAILED DESIGN ON BAGO RIVER BRIDGE CONSTRUCTION PROJECT	FINANCED BY JAPAN INTERNATIONAL COOPERATION AGENCY	COUNTERPART REPUBLIC OF THE UNION OF MYANMAR MINISTRY OF CONSTRUCTION DEPARTMENT OF BRIDGE	JICA STUDY TEAM NIPPON KOEI CO., LTD. ORIENTAL CONSULTANTS GLOBAL CO., LTD. METROPOLITAN EXPRESSWAY COMPANY LIMITED CHODAI CO., LTD. NIPPON ENGINEERING CONSULTANTS CO., LTD.	NAME S. IMADA T. HAYAKAWA Y. SANO	SIGNATURE 	DATE 29 Sept.2017 3 Oct.2017 6 Oct.2017	DRAWING TITLE DETAIL OF GIRDER G1 (27)	PACKAGE 1 DWG No. P1-SB-1127
---	--	---	--	--	-----------------------	--	---	---------------------------------------

DETAIL OF GIRDER G1 (28) S=1:60



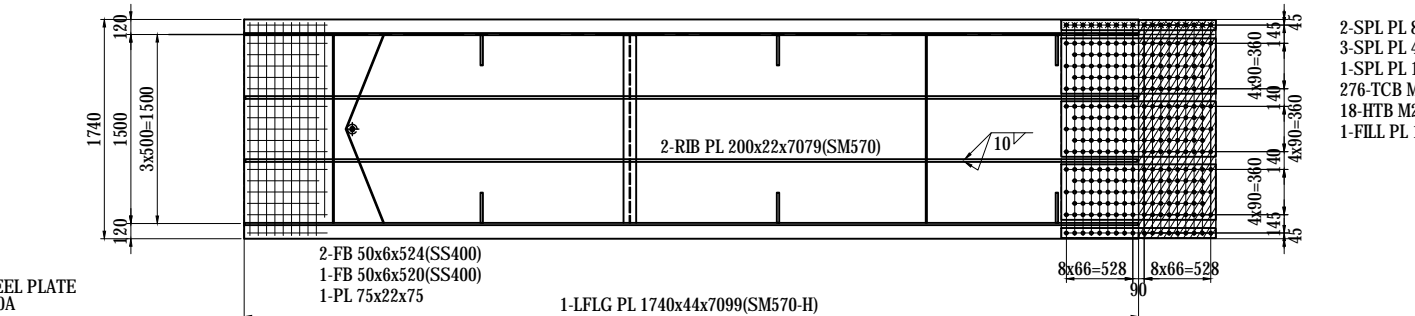
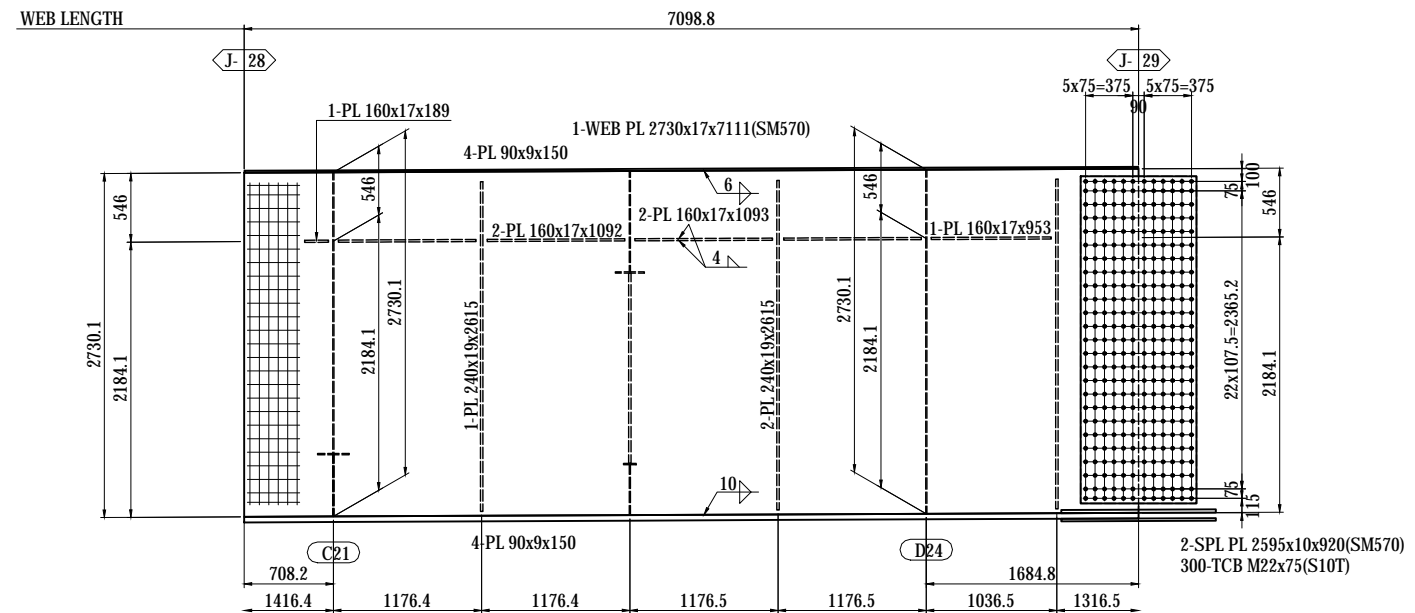
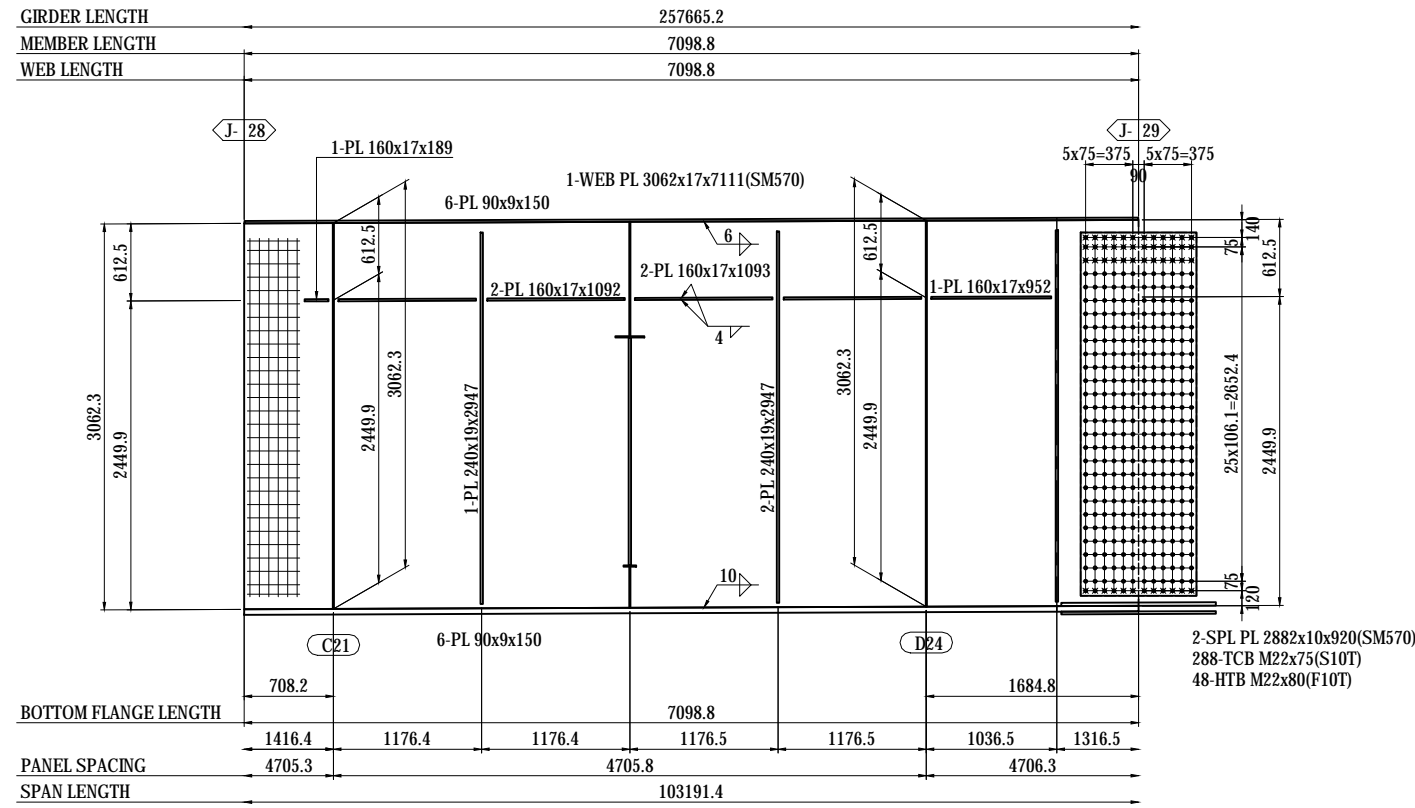
NOTES:
 1 - STEEL GRADE OF STEEL PLATE
 UNLESS NOTE : SM400A

MARKING DIAGRAM



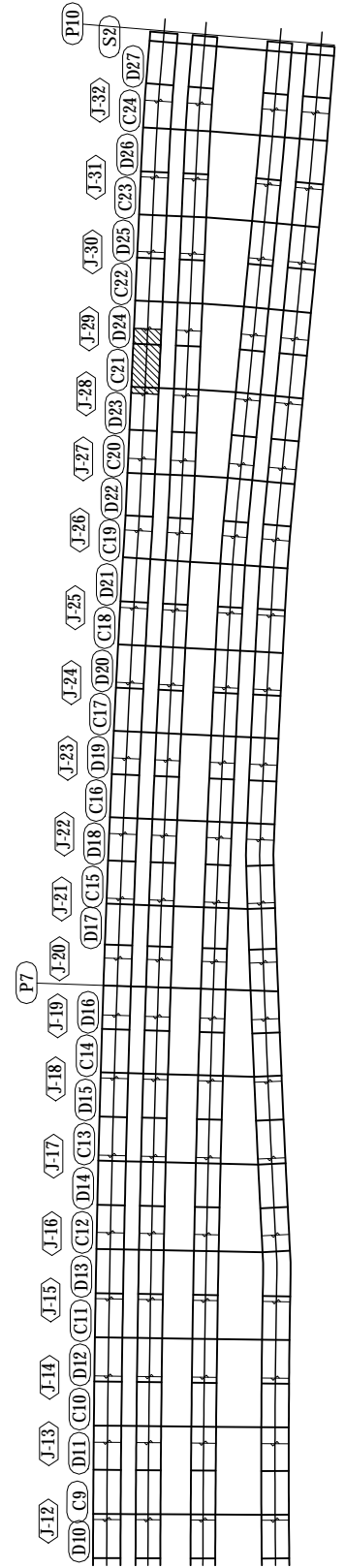
PROJECT NAME DETAILED DESIGN ON BAGO RIVER BRIDGE CONSTRUCTION PROJECT	FINANCED BY JAPAN INTERNATIONAL COOPERATION AGENCY	COUNTERPART REPUBLIC OF THE UNION OF MYANMAR MINISTRY OF CONSTRUCTION DEPARTMENT OF BRIDGE	JICA STUDY TEAM NIPPON KOEI CO., LTD. ORIENTAL CONSULTANTS GLOBAL CO., LTD. METROPOLITAN EXPRESSWAY COMPANY LIMITED CHODAI CO., LTD. NIPPON ENGINEERING CONSULTANTS CO., LTD.	NAME PREPARED BY S. IMADA CHECKED BY T. HAYAKAWA APPROVED BY Y. SANO	SIGNATURE DATE 29 Sept.2017 3 Oct.2017 6 Oct.2017	DRAWING TITLE DETAIL OF GIRDER G1 (28)	PACKAGE 1 DWG No. P1-SB-1128
---	--	---	--	---	---	---	---------------------------------------

DETAIL OF GIRDER G1 (29) S=1:60



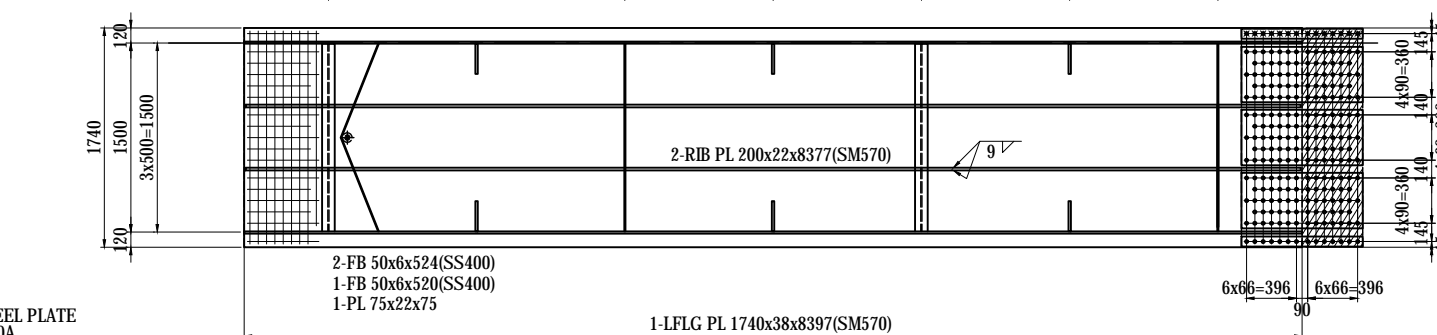
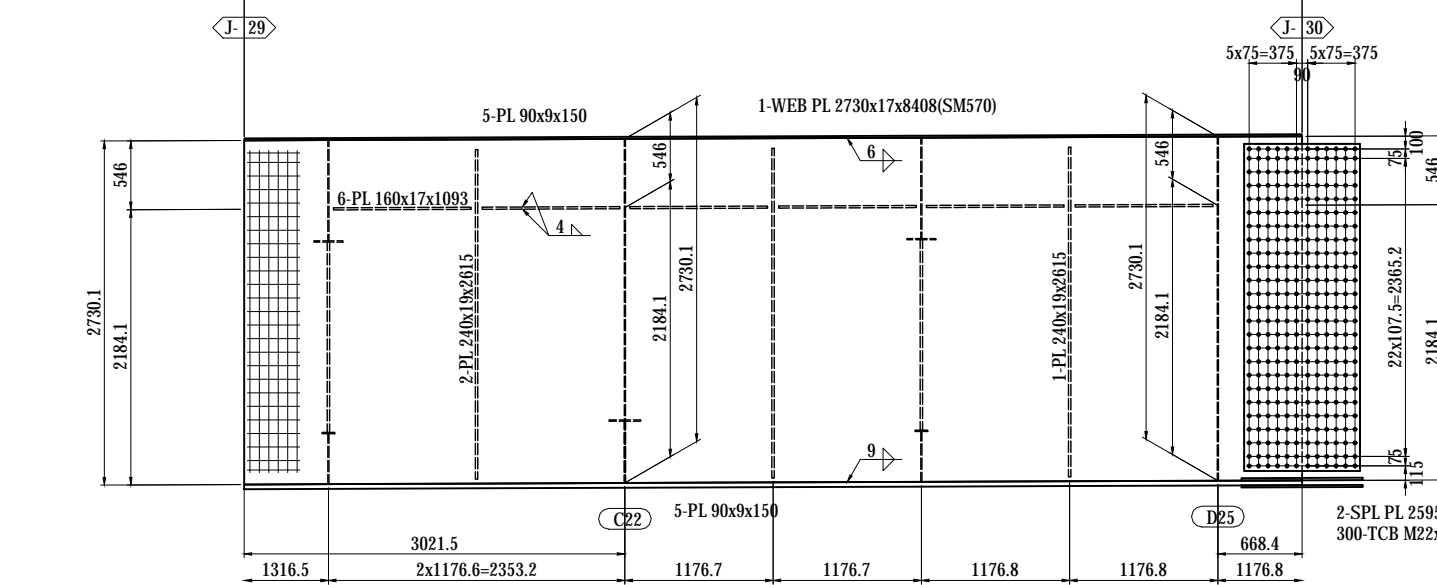
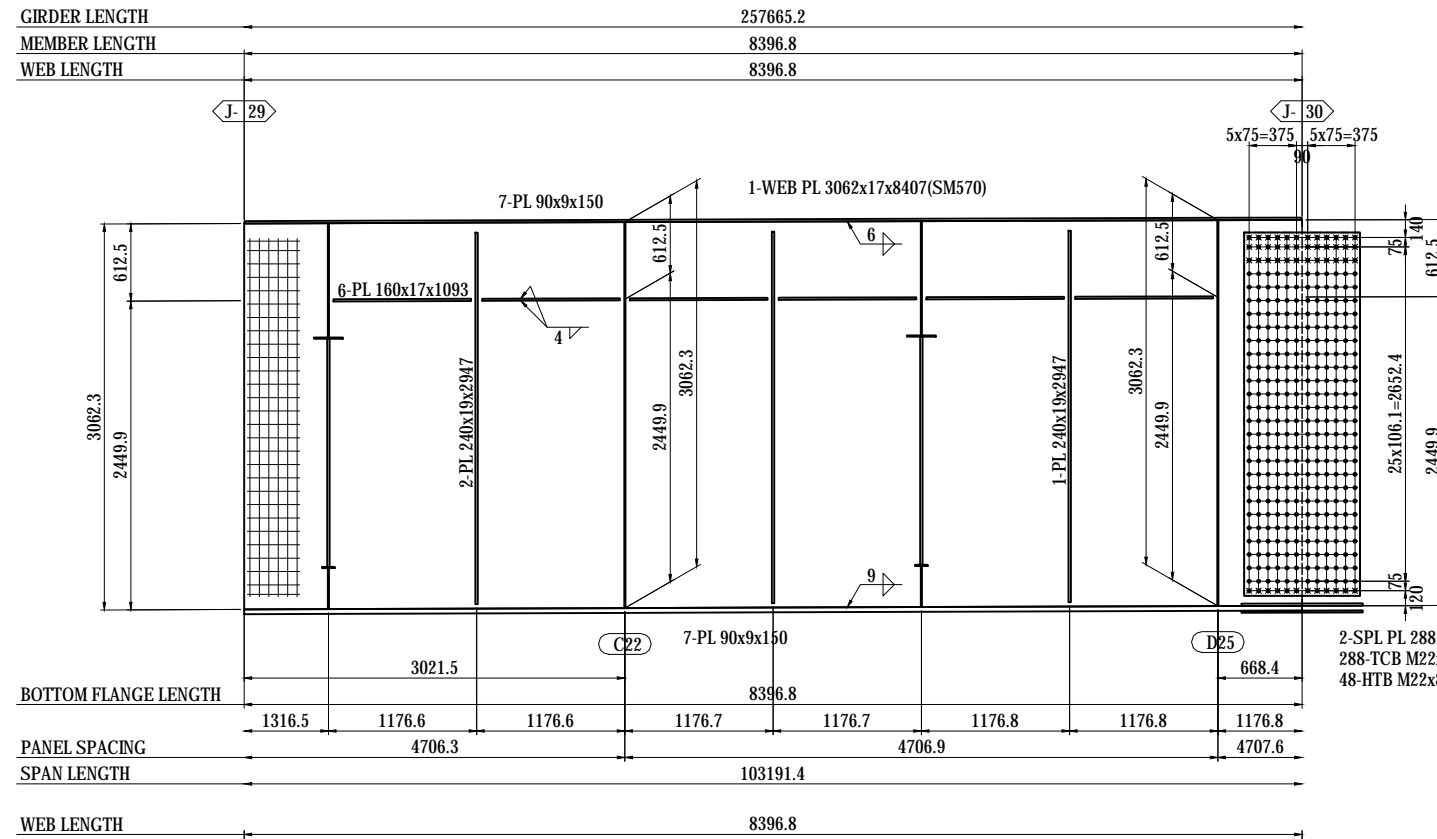
NOTES:
 1 - STEEL GRADE OF STEEL PLATE
 UNLESS NOTE : SM400A

MARKING DIAGRAM



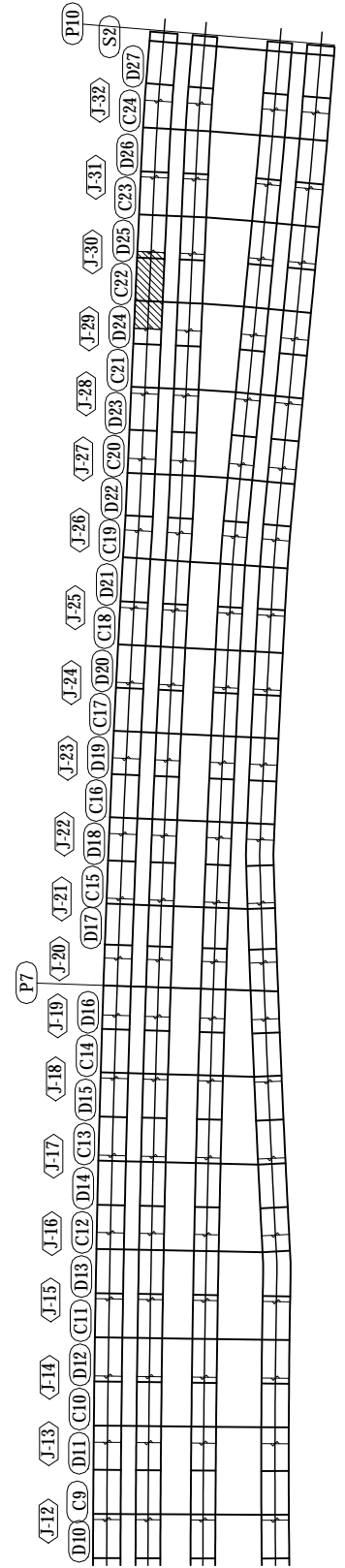
PROJECT NAME	FINANCED BY	COUNTERPART	JICA STUDY TEAM	NAME	SIGNATURE	DATE	DRAWING TITLE	PACKAGE
DETAILED DESIGN ON BAGO RIVER BRIDGE CONSTRUCTION PROJECT	JICA JAPAN INTERNATIONAL COOPERATION AGENCY	REPUBLIC OF THE UNION OF MYANMAR MINISTRY OF CONSTRUCTION DEPARTMENT OF BRIDGE	NIPPON KOEI CO., LTD. ORIENTAL CONSULTANTS GLOBAL CO., LTD. METROPOLITAN EXPRESSWAY COMPANY LIMITED CHODAI CO., LTD. NIPPON ENGINEERING CONSULTANTS CO., LTD.	PREPARED BY S. IMADA	<i>S. Imada</i>	29 Sept.2017	DETAIL OF GIRDER G1 (29)	1
				CHECKED BY T. HAYAKAWA	<i>T. Hayakawa</i>	3 Oct.2017		DWG No.
				APPROVED BY Y. SANO	<i>Y. Sano</i>	6 Oct.2017		P1-SB-1129

DETAIL OF GIRDER G1 (30) S=1:60

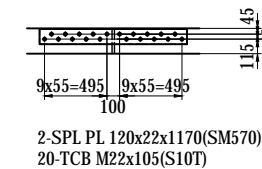


NOTES:
1 - STEEL GRADE OF STEEL PLATE
UNLESS NOTE : SM400A

MARKING DIAGRAM

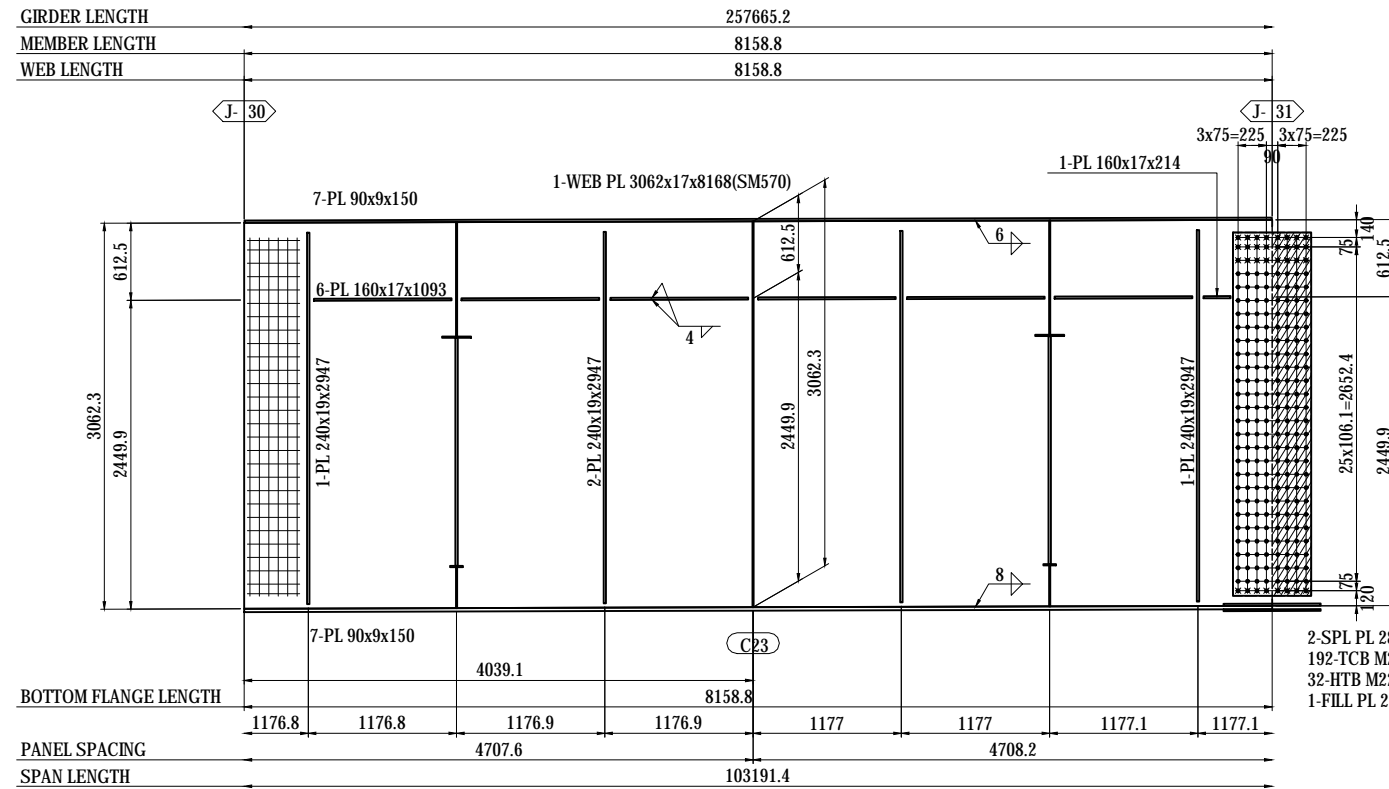


- 2-SPL PL 80x19x962(SM570)
- 3-SPL PL 440x19x962(SM570)
- 1-SPL PL 1730x16x962(SM570)
- 212-TCB M22x110(S10T)
- 14-HTB M22x115(F10T)
- 1-FILL PL 1730x11x481(SS400)

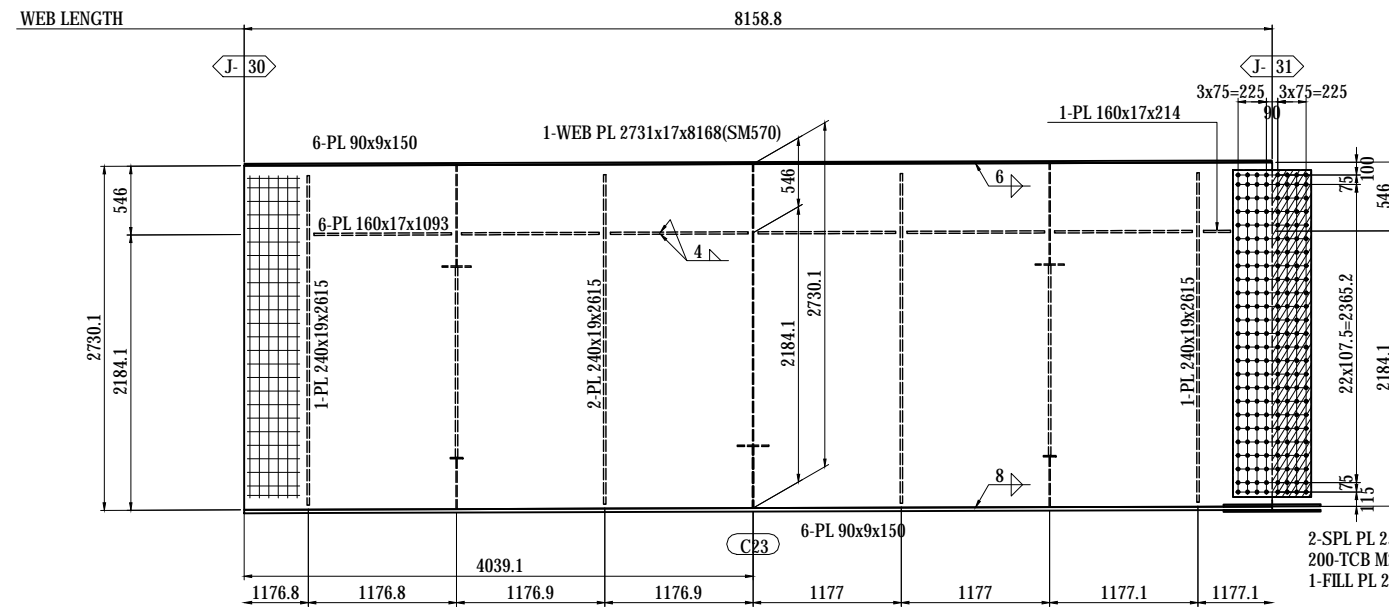


PROJECT NAME DETAILED DESIGN ON BAGO RIVER BRIDGE CONSTRUCTION PROJECT	FINANCED BY JAPAN INTERNATIONAL COOPERATION AGENCY	COUNTERPART REPUBLIC OF THE UNION OF MYANMAR MINISTRY OF CONSTRUCTION DEPARTMENT OF BRIDGE	JICA STUDY TEAM NIPPON KOEI CO., LTD. ORIENTAL CONSULTANTS GLOBAL CO., LTD. METROPOLITAN EXPRESSWAY COMPANY LIMITED CHODAI CO., LTD. NIPPON ENGINEERING CONSULTANTS CO., LTD.	NAME S. IMADA	SIGNATURE 	DATE 29 Sept.2017	DRAWING TITLE DETAIL OF GIRDER G1 (30)	PACKAGE 1 DWG No. P1-SB-1130
				PREPARED BY	T. HAYAKAWA	3 Oct.2017		
				CHECKED BY	Y. SANO	6 Oct.2017		
				APPROVED BY				

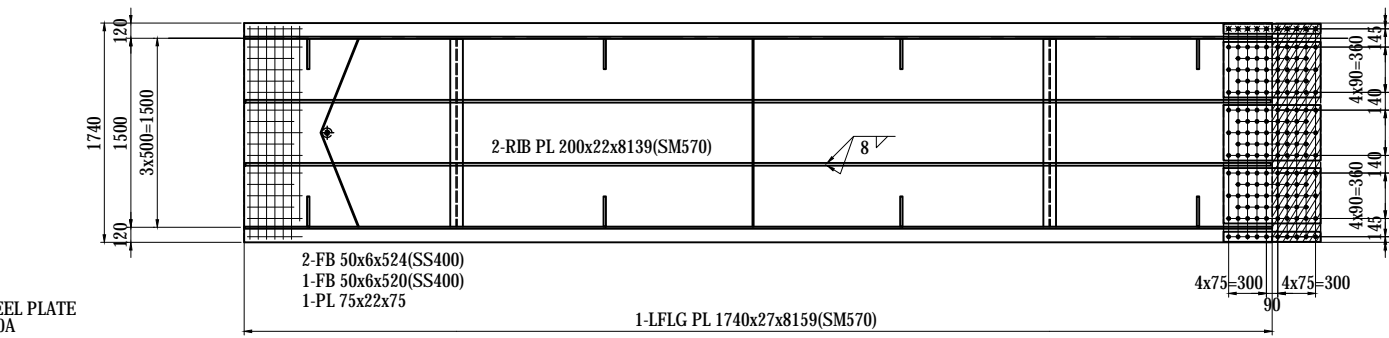
DETAIL OF GIRDER G1 (31) S=1:60



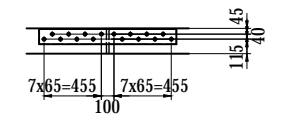
2-SPL PL 2882x9x620(SM490YA)
 192-TCB M22x75(S10T)
 32-HTB M22x80(F10T)
 1-FILL PL 2882x2.3x310(SS400)



2-SPL PL 2595x9x620(SM490YA)
 200-TCB M22x75(S10T)
 1-FILL PL 2595x2.3x310(SS400)

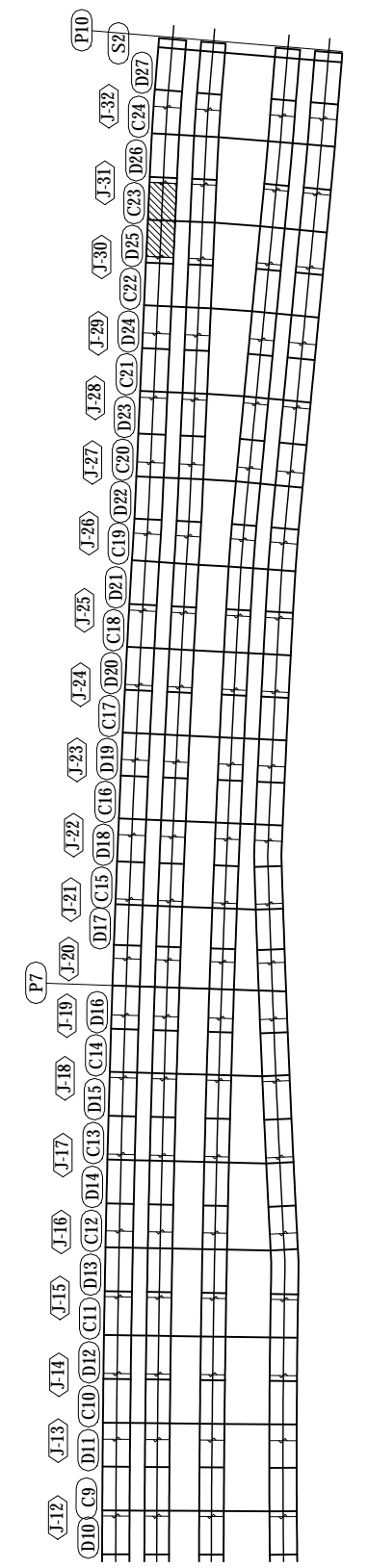


2-SPL PL 80x17x770(SM490YB)
 3-SPL PL 440x17x770(SM490YB)
 1-SPL PL 1730x14x770(SM490YA)
 148-TCB M22x95(S10T)
 10-HTB M22x100(F10T)
 1-FILL PL 1730x3.2x385(SS400)



2-SPL PL 120x21x1090(SM490YB)
 16-TCB M22x100(S10T)

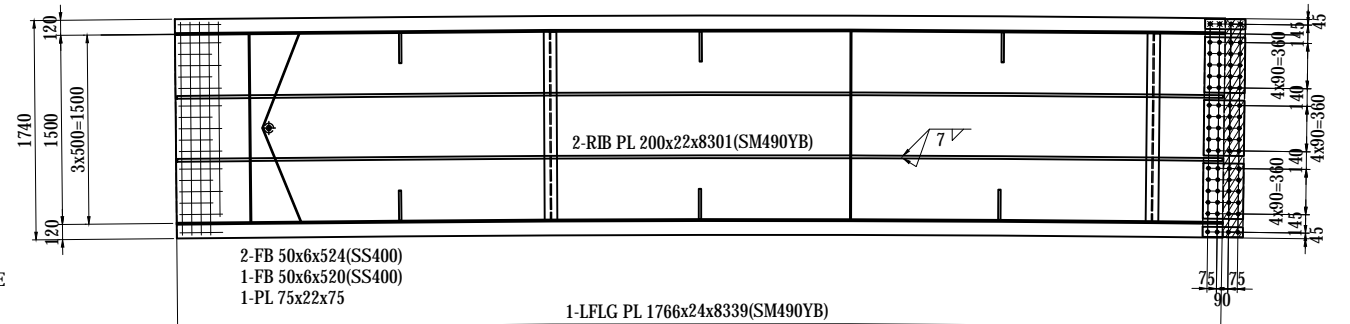
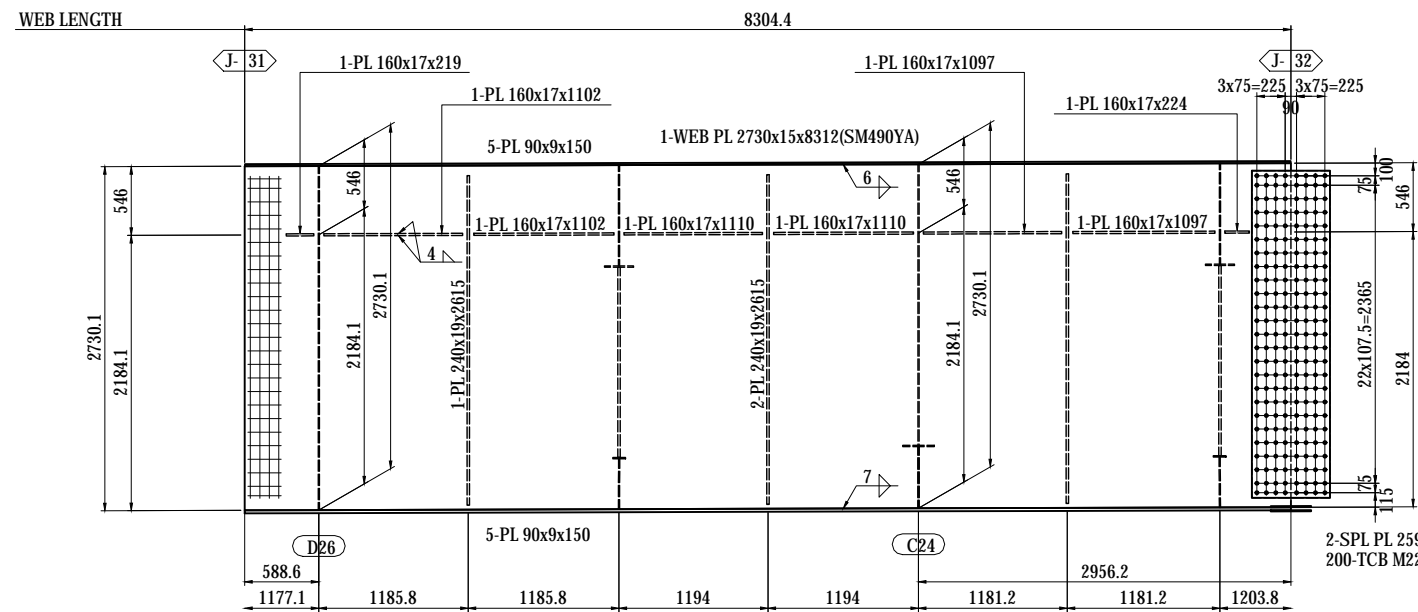
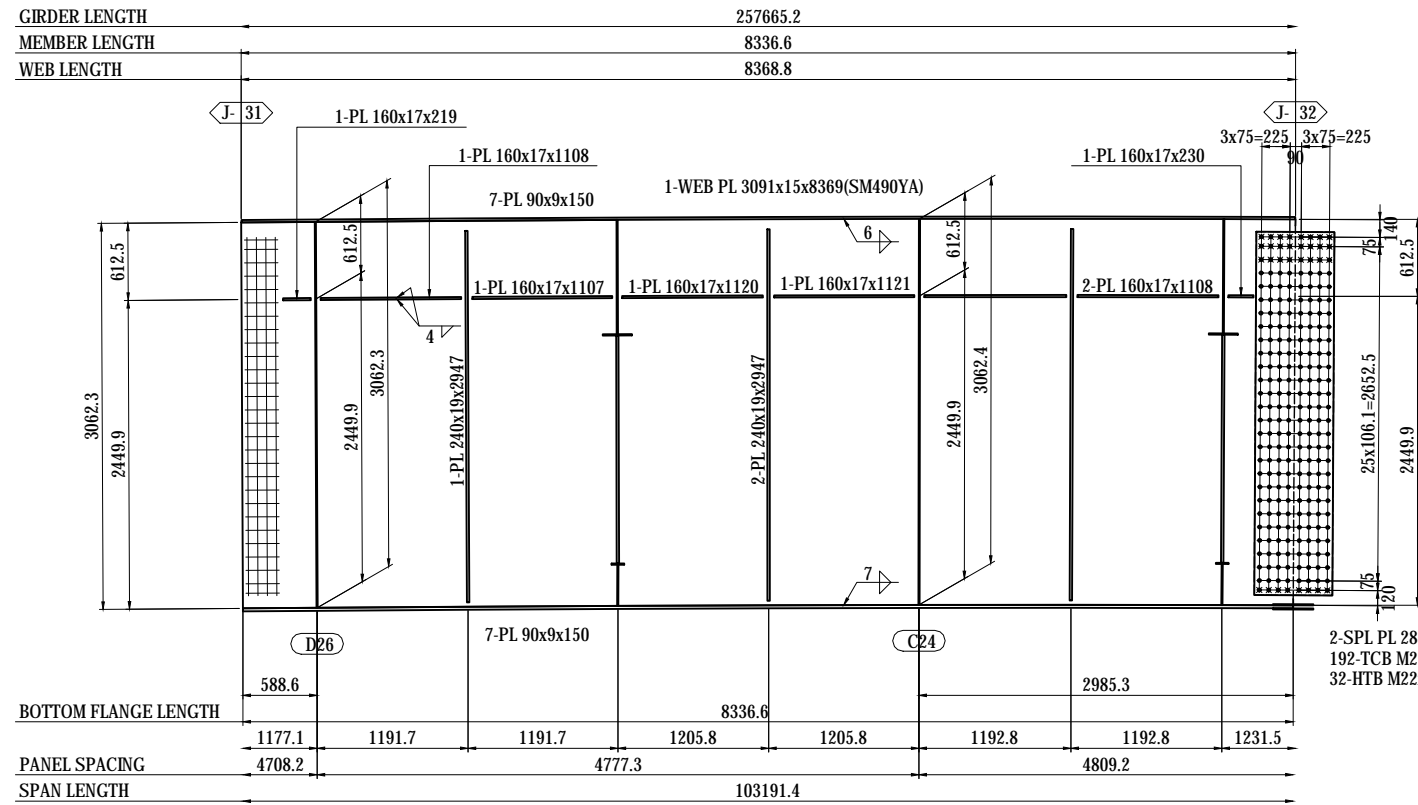
MARKING DIAGRAM



NOTES:
 1 - STEEL GRADE OF STEEL PLATE
 UNLESS NOTE : SM400A

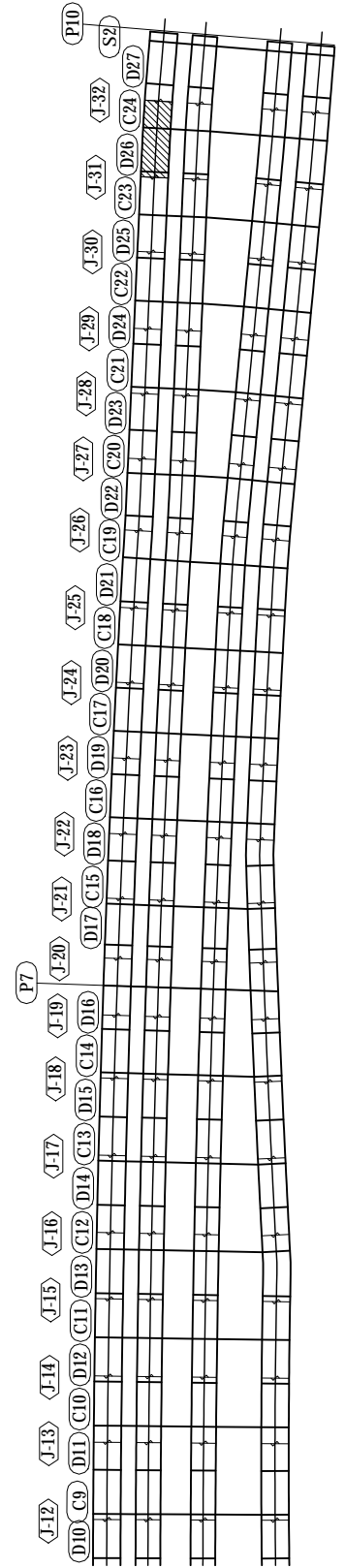
PROJECT NAME DETAILED DESIGN ON BAGO RIVER BRIDGE CONSTRUCTION PROJECT	FINANCED BY JAPAN INTERNATIONAL COOPERATION AGENCY	COUNTERPART REPUBLIC OF THE UNION OF MYANMAR MINISTRY OF CONSTRUCTION DEPARTMENT OF BRIDGE	JICA STUDY TEAM NIPPON KOEI CO., LTD. ORIENTAL CONSULTANTS GLOBAL CO., LTD. METROPOLITAN EXPRESSWAY COMPANY LIMITED CHODAI CO., LTD. NIPPON ENGINEERING CONSULTANTS CO., LTD.	<table border="1" style="width: 100%; border-collapse: collapse;"> <tr> <th>NAME</th> <th>SIGNATURE</th> <th>DATE</th> </tr> <tr> <td>PREPARED BY</td> <td>S. IMADA</td> <td>29 Sept.2017</td> </tr> <tr> <td>CHECKED BY</td> <td>T. HAYAKAWA</td> <td>3 Oct.2017</td> </tr> <tr> <td>APPROVED BY</td> <td>Y. SANO</td> <td>6 Oct.2017</td> </tr> </table>	NAME	SIGNATURE	DATE	PREPARED BY	S. IMADA	29 Sept.2017	CHECKED BY	T. HAYAKAWA	3 Oct.2017	APPROVED BY	Y. SANO	6 Oct.2017	DRAWING TITLE <h3 style="text-align: center;">DETAIL OF GIRDER G1 (31)</h3>	PACKAGE 1 DWG No. P1-SB-1131
NAME	SIGNATURE	DATE																
PREPARED BY	S. IMADA	29 Sept.2017																
CHECKED BY	T. HAYAKAWA	3 Oct.2017																
APPROVED BY	Y. SANO	6 Oct.2017																

DETAIL OF GIRDER G1 (32) S=1:60



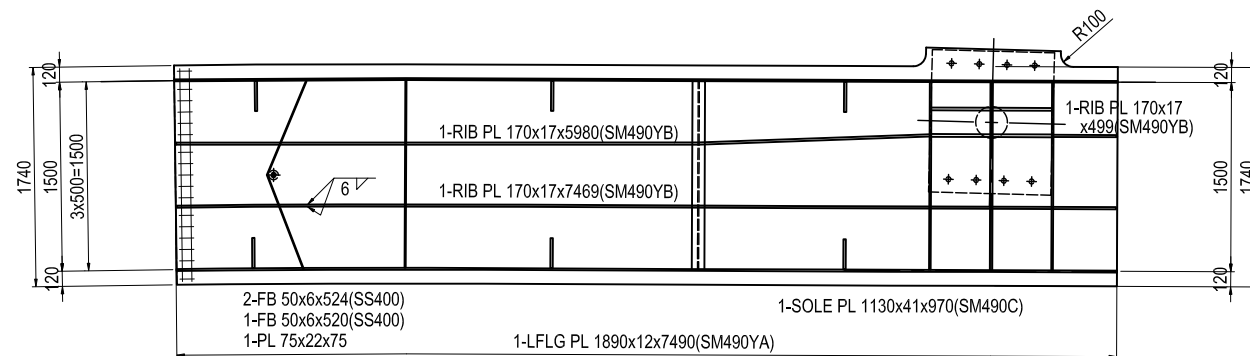
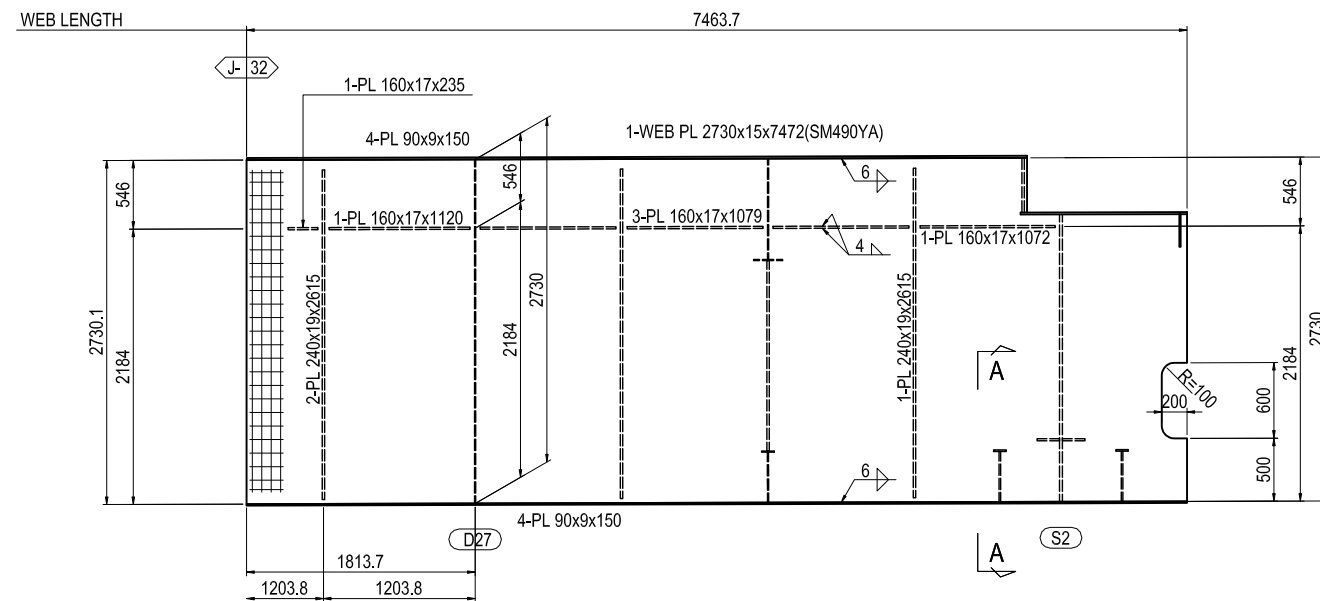
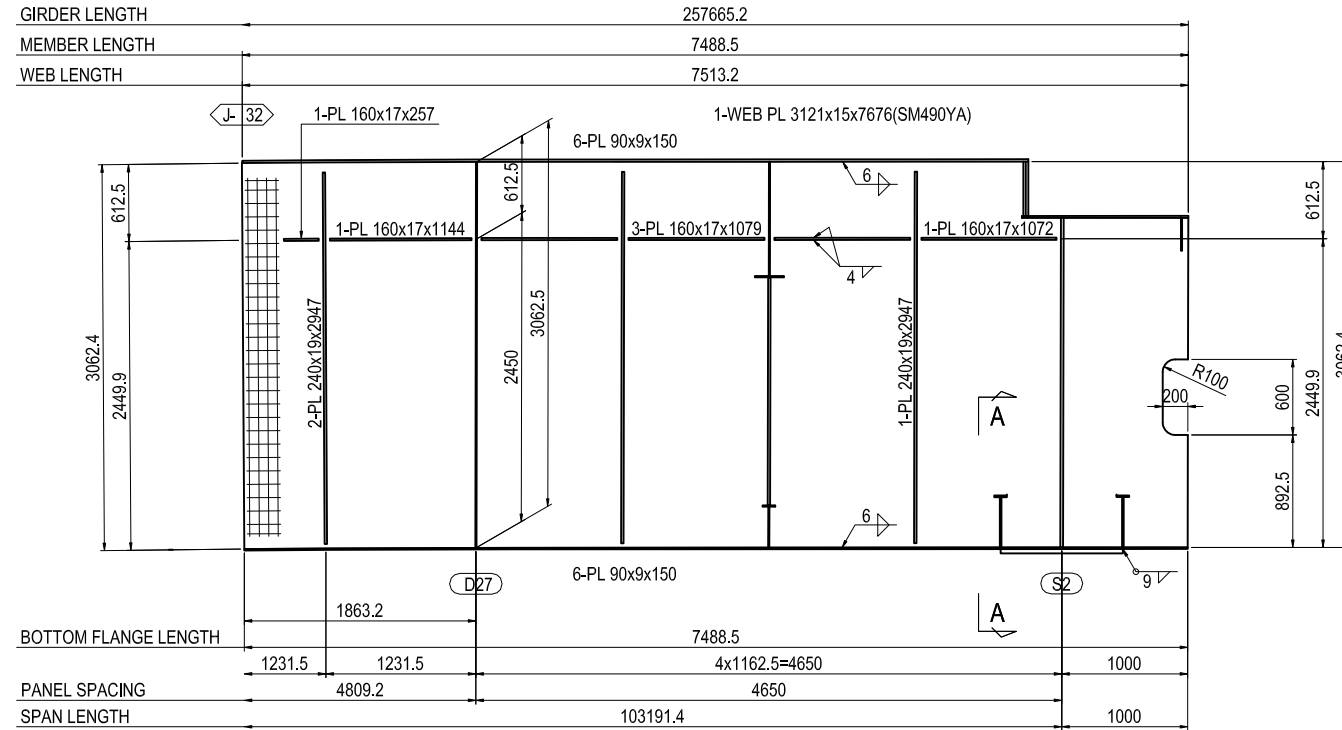
NOTES:
 1 - STEEL GRADE OF STEEL PLATE
 UNLESS NOTE : SM400A

MARKING DIAGRAM



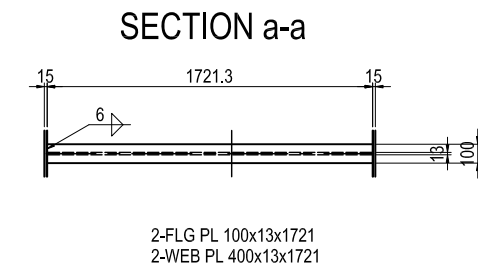
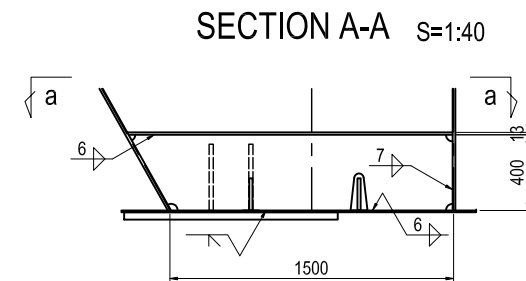
PROJECT NAME	FINANCED BY	COUNTERPART	JICA STUDY TEAM	NAME	SIGNATURE	DATE	DRAWING TITLE	PACKAGE
DETAILED DESIGN ON BAGO RIVER BRIDGE CONSTRUCTION PROJECT	JAPAN INTERNATIONAL COOPERATION AGENCY	REPUBLIC OF THE UNION OF MYANMAR MINISTRY OF CONSTRUCTION DEPARTMENT OF BRIDGE	NIPPON KOEI CO., LTD. ORIENTAL CONSULTANTS GLOBAL CO., LTD. METROPOLITAN EXPRESSWAY COMPANY LIMITED CHODAI CO., LTD. NIPPON ENGINEERING CONSULTANTS CO., LTD.	PREPARED BY S. IMADA		29 Sept.2017	DETAIL OF GIRDER G1 (32)	1
				CHECKED BY T. HAYAKAWA		3 Oct.2017		DWG No.
				APPROVED BY Y. SANO		6 Oct.2017		P1-SB-1132

DETAIL OF GIRDER G1 (33) S=1:60

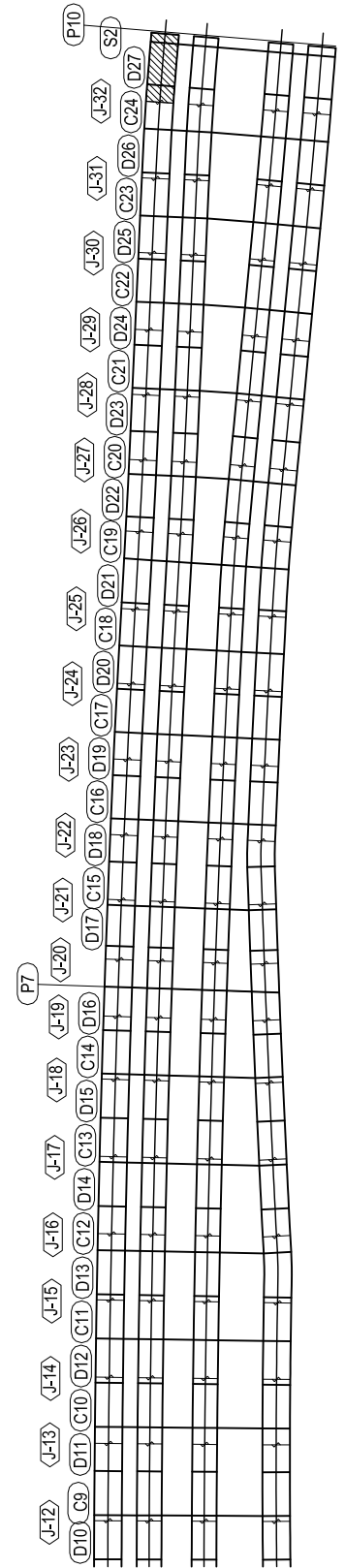


NOTES:

1 - STEEL GRADE OF STEEL PLATE
UNLESS NOTE : SM400A



MARKING DIAGRAM



PROJECT NAME DETAILED DESIGN ON BAGO RIVER BRIDGE CONSTRUCTION PROJECT	FINANCED BY JAPAN INTERNATIONAL COOPERATION AGENCY	COUNTERPART REPUBLIC OF THE UNION OF MYANMAR MINISTRY OF CONSTRUCTION DEPARTMENT OF BRIDGE	JICA STUDY TEAM NIPPON KOEI CO., LTD. ORIENTAL CONSULTANTS GLOBAL CO., LTD. METROPOLITAN EXPRESSWAY COMPANY LIMITED CHODAI CO., LTD. NIPPON ENGINEERING CONSULTANTS CO., LTD.	NAME S. IMADA T. HAYAKAWA Y. SANO	SIGNATURE 	DATE 27 Nov.2017 28 Nov.2017 29 Nov.2017	DRAWING TITLE DETAIL OF GIRDER G1 (33)	PACKAGE 1 DWG No. P1-SB-1133
---	--	---	--	--	-----------------------	---	---	---------------------------------------