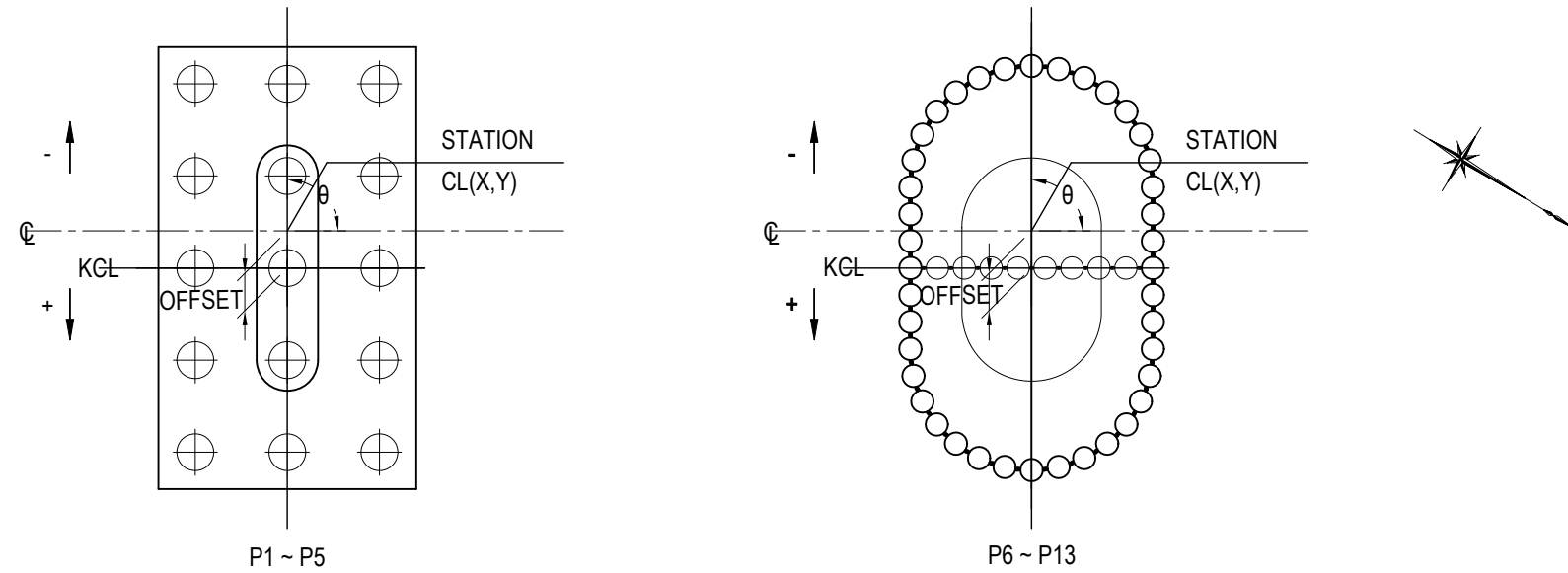
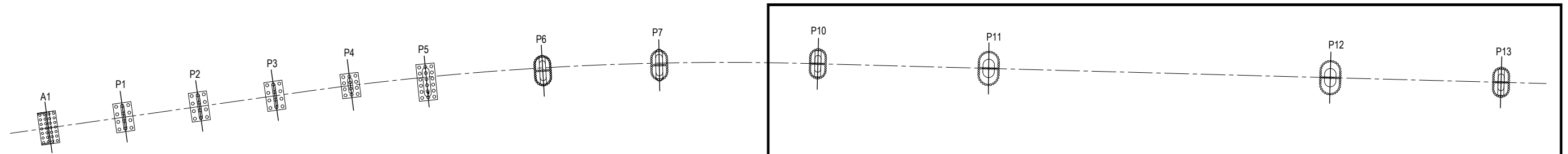


COORDINATES OF SUBSTRUCTURE (P10-P13)

NAME		A1	P1	P2	P3	P4	P5	P6	P7	P10	P11	P12	P13
STATION		0+357.000	0+407.000	0+457.000	0+507.000	0+557.000	0+607.000	0+683.500	0+760.000	0+864.000	0+976.000	1+200.000	1+312.000
CL	X	1857470.9529	1857509.4534	1857547.9538	1857586.4543	1857625.1499	1857664.5904	1857726.3888	1857789.8660	1857878.6819	1857975.6469	1858169.5771	1858266.5422
	Y	205539.2366	205507.3350	205475.4334	205443.5317	205411.8684	205381.1387	205336.0555	205293.3684	205239.2819	205183.2304	205071.1274	205015.0759
AZIMUTH		230d 21' 17.0"	230d 21' 17.0"	230d 21' 17.0"	230d 21' 17.0"	231d 21' 36.9"	232d 47' 33.6"	234d 59' 3.2"	237d 10' 32.8"	239d 58' 10.5"	239d 58' 10.5"	239d 58' 10.5"	239d 58' 10.5"
SKEW ANGLE (θ)		90d 00' 00"	90d 00' 00"	90d 00' 00"	90d 00' 00"	90d 00' 00"	90d 00' 00"	90d 00' 00"	90d 00' 00"	90d 00' 00"	90d 00' 00"	90d 00' 00"	90d 00' 00"
OFFSET (m)		0.000	0.000	0.000	0.000	0.000	+4.000	+1.832	+0.538	0.000	0.000	0.000	0.000



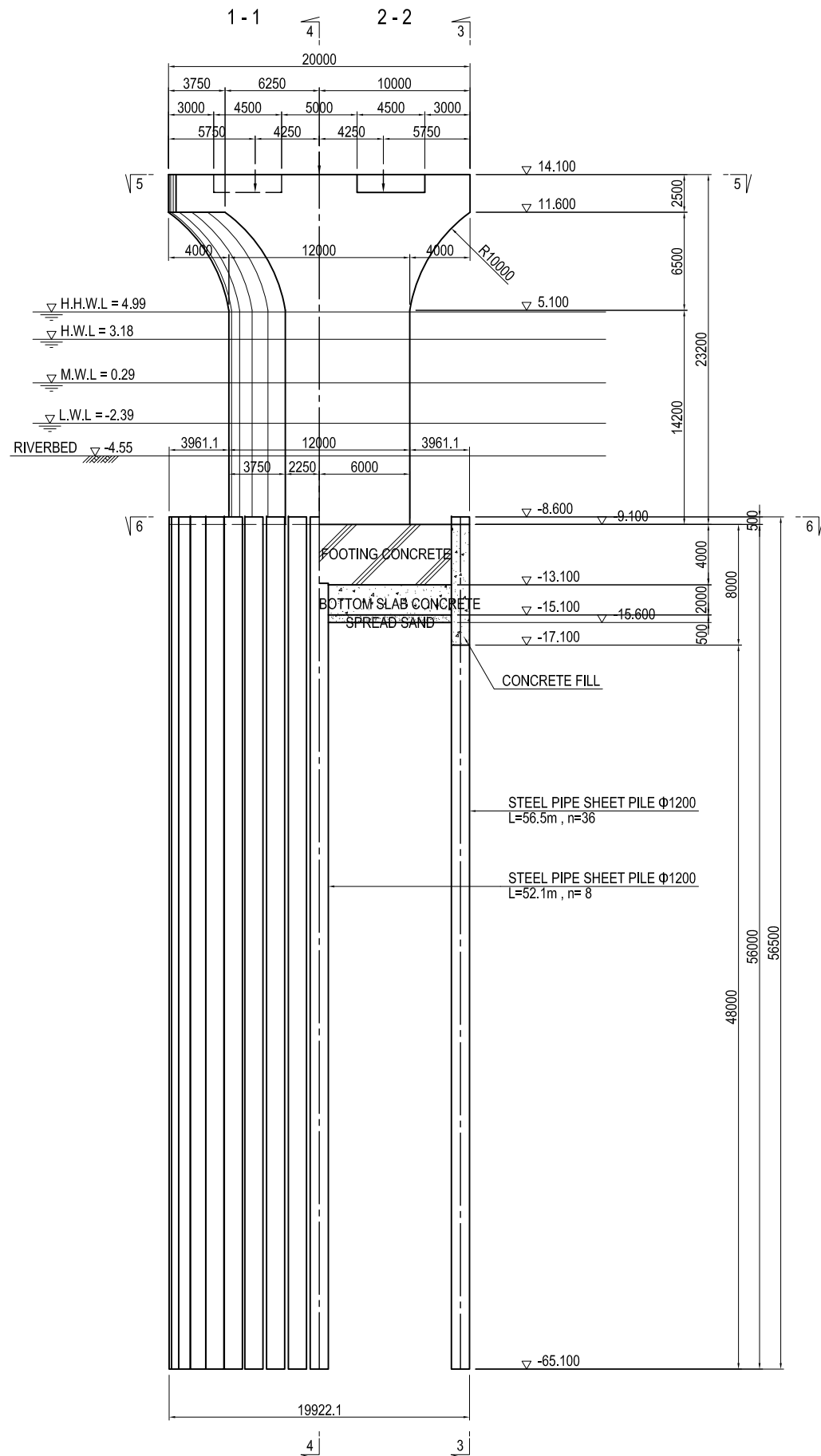
STEEL CABLE STAYED BRIDGE



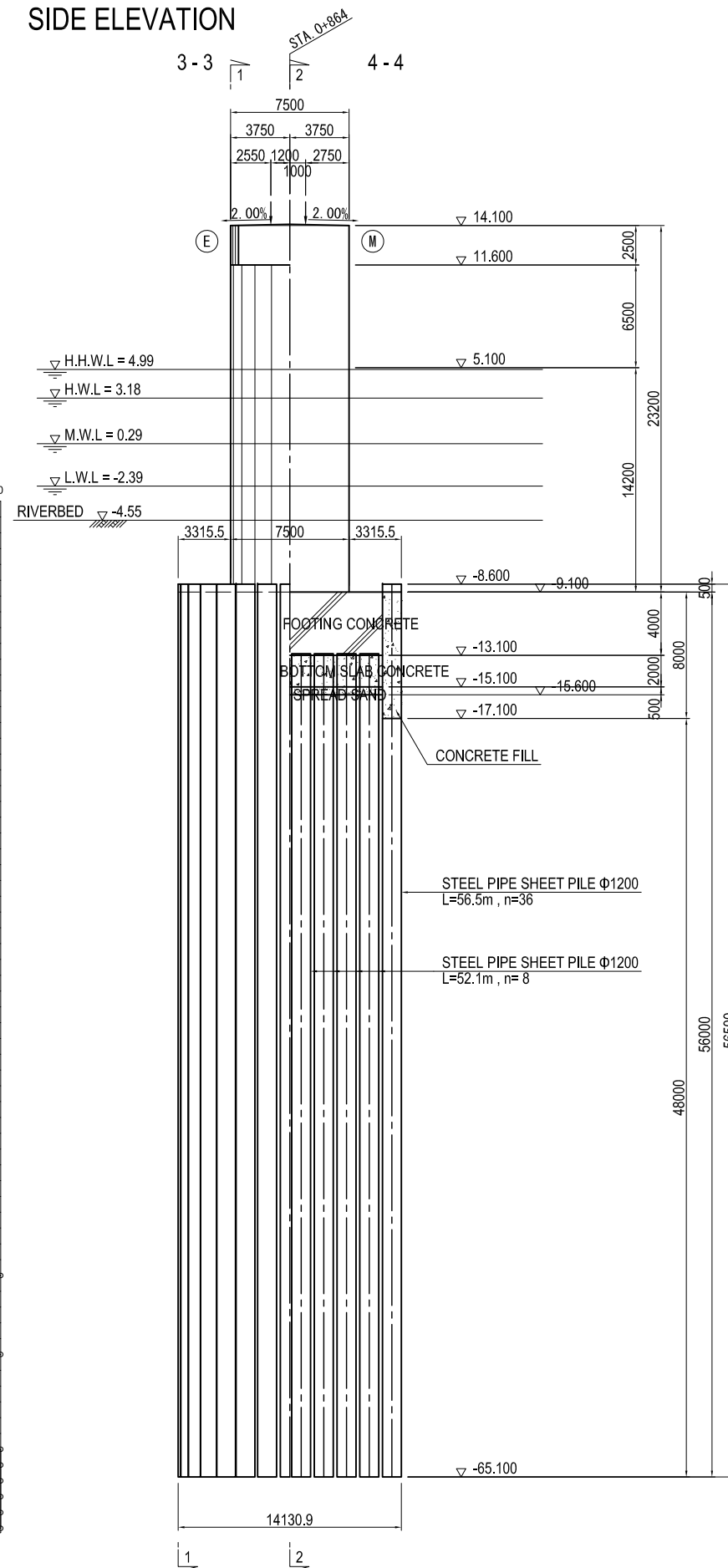
<small>PROJECT NAME</small> DETAILED DESIGN ON BAGO RIVER BRIDGE CONSTRUCTION PROJECT	<small>FINANCED BY</small> JAPAN INTERNATIONAL COOPERATION AGENCY	<small>COUNTERPART</small> REPUBLIC OF THE UNION OF MYANMAR MINISTRY OF CONSTRUCTION DEPARTMENT OF BRIDGE	<small>JICA STUDY TEAM</small> NIPPON KOEI CO., LTD. ORIENTAL CONSULTANTS GLOBAL CO., LTD. METROPOLITAN EXPRESSWAY COMPANY LIMITED CHODAI CO., LTD. NIPPON ENGINEERING CONSULTANTS CO., LTD.	<table border="1" style="width: 100%; border-collapse: collapse;"> <tr> <th style="text-align: left;">NAME</th> <th style="text-align: left;">SIGNATURE</th> <th style="text-align: left;">DATE</th> </tr> <tr> <td>PREPARED BY</td> <td>T. TOMODA</td> <td>27. Nov.2017</td> </tr> <tr> <td>CHECKED BY</td> <td>T. HAYAKAWA</td> <td>28. Nov.2017</td> </tr> <tr> <td>APPROVED BY</td> <td>Y. SANO</td> <td>29. Nov.2017</td> </tr> </table>	NAME	SIGNATURE	DATE	PREPARED BY	T. TOMODA	27. Nov.2017	CHECKED BY	T. HAYAKAWA	28. Nov.2017	APPROVED BY	Y. SANO	29. Nov.2017	<table border="1" style="width: 100%; border-collapse: collapse;"> <tr> <th colspan="2" style="text-align: center;">DRAWING TITLE</th> </tr> <tr> <td colspan="2" style="text-align: center;">COORDINATES OF SUBSTRUCTURE (P10-P13)</td> </tr> </table>	DRAWING TITLE		COORDINATES OF SUBSTRUCTURE (P10-P13)		<table border="1" style="width: 100%; border-collapse: collapse;"> <tr> <th style="text-align: left;">PACKAGE</th> </tr> <tr> <td style="text-align: center;">1</td> </tr> <tr> <td style="text-align: center;">DWG No.</td> </tr> <tr> <td style="text-align: center;">P1-CS-2000</td> </tr> </table>	PACKAGE	1	DWG No.	P1-CS-2000
NAME	SIGNATURE	DATE																								
PREPARED BY	T. TOMODA	27. Nov.2017																								
CHECKED BY	T. HAYAKAWA	28. Nov.2017																								
APPROVED BY	Y. SANO	29. Nov.2017																								
DRAWING TITLE																										
COORDINATES OF SUBSTRUCTURE (P10-P13)																										
PACKAGE																										
1																										
DWG No.																										
P1-CS-2000																										

GENERAL ARRANGEMENT OF P10 PIER (1) S=1:400

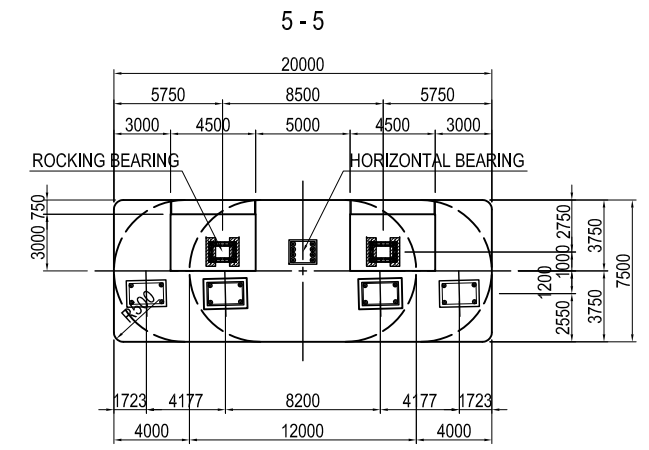
FRONT ELEVATION



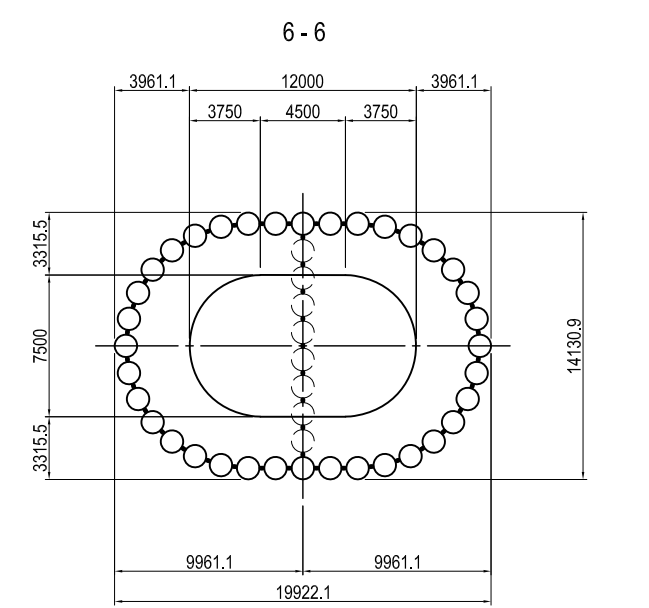
SIDE ELEVATION



PLAN



PLAN



USE MATERIALS

	CONCRETE	BAR
BEAM+ COLUMN	$\sigma_{ck} = 30 \text{ N/mm}^2$	SD345
FOOTING	$\sigma_{ck} = 24 \text{ N/mm}^2$	SD345

PROJECT NAME
DETAILED DESIGN ON
BAGO RIVER BRIDGE
CONSTRUCTION PROJECT

FINANCED BY
JICA
JAPAN INTERNATIONAL
COOPERATION AGENCY

COUNTERPART
REPUBLIC OF THE UNION OF MYANMAR
MINISTRY OF CONSTRUCTION
DEPARTMENT OF BRIDGE

JICA STUDY TEAM
NIPPON KOEI CO., LTD.
ORIENTAL CONSULTANTS GLOBAL CO., LTD.
METROPOLITAN EXPRESSWAY COMPANY LIMITED
CHODAI CO., LTD.
NIPPON ENGINEERING CONSULTANTS CO., LTD.

	NAME	SIGNATURE	DATE
PREPARED BY	S. TOKUMARU	<i>徳丸 祥樹</i>	27. Nov.2017
CHECKED BY	T. HAYAKAWA	<i>平川 知那</i>	28. Nov.2017
APPROVED BY	Y. SANO	<i>佐野 祐一</i>	29. Nov.2017

DRAWING TITLE
GENERAL ARRANGEMENT OF P10 PIER (1)

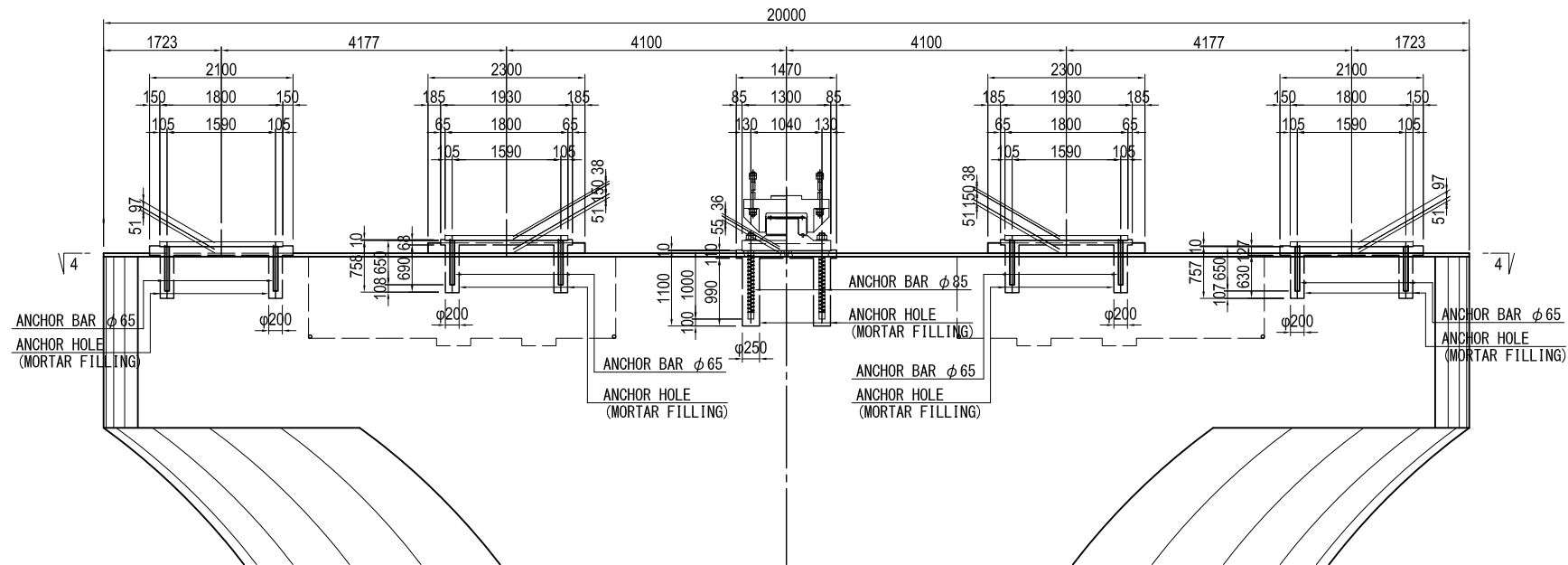
PACKAGE
1
DWG No.
P1-CS-2001

GENERAL ARRANGEMENT OF P10 PIER (2) S=1:100

DETAIL OF BEARING AND ANCHOR

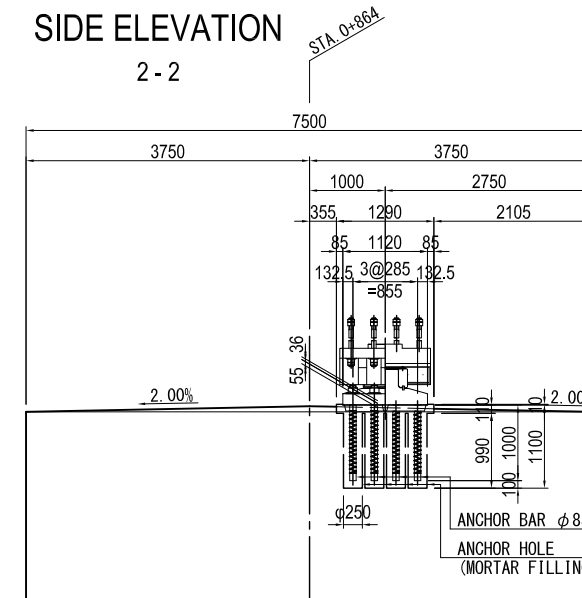
FRONT ELEVATION

1-1



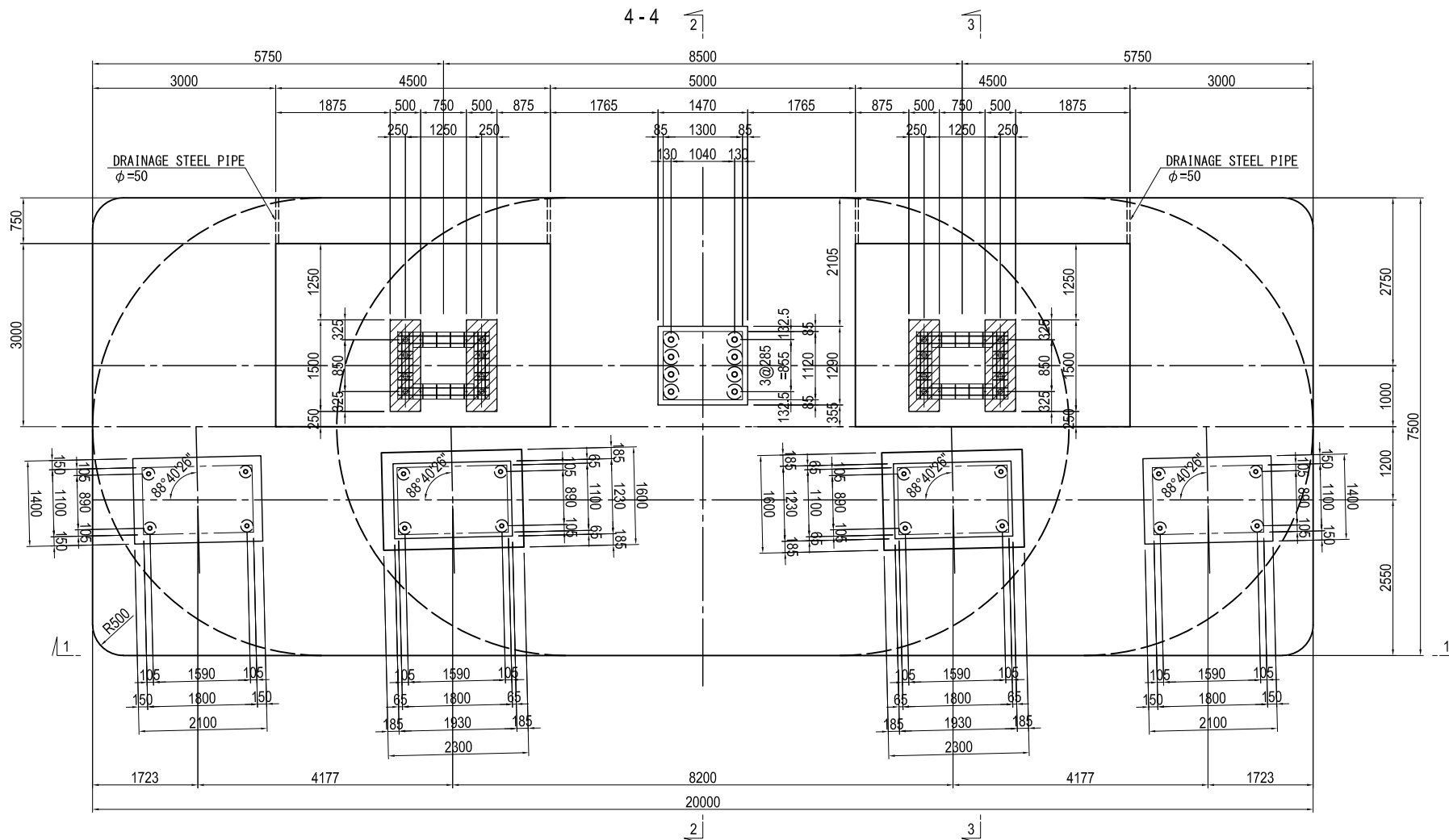
SIDE ELEVATION

2-2

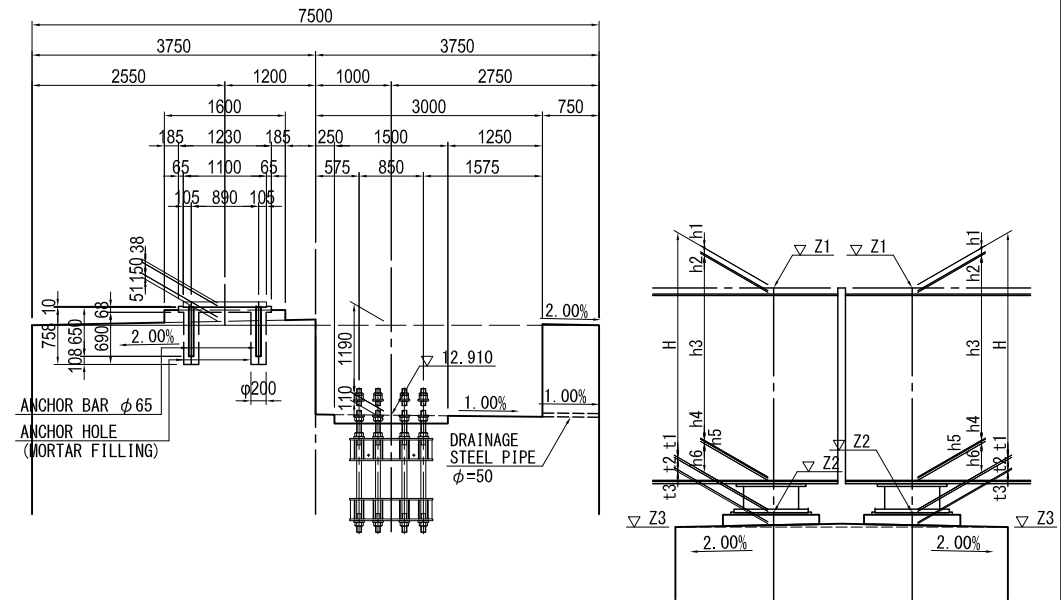


PLAN

4-4



3-3



		P10 PIER (S2)				P10 PIER (S1)		
		G1-S	G2	G3	G4-S	SL1	CL	SR1
PROPOSED HEIGHT	Z1	17.626	17.709	17.709	17.626	17.712	17.797	17.712
PAVEMENT	h1	0.080	0.080	0.080	0.080	0.080	0.080	0.080
UPPER FLANGE	h2	0.016	0.016	0.016	0.016	—	—	—
GIRDER	h3	2.706	2.700	2.700	2.706	2.615	2.700	2.615
BOTTOM FLANGE	h4	0.012	0.010	0.010	0.012	0.014	0.014	0.014
SOLE PLATE	h5	0.037	0.037	0.037	0.037	—	0.062	—
BEARING	h6	0.527	0.527	0.527	0.527	—	0.750	—
SUBTOTAL	H	3.378	3.370	3.370	3.378	0.903	3.606	0.903
ELEVATION OF BEARING BOTTOM	Z2	14.248	14.339	14.339	14.248	14.100	14.191	14.100
MORTAR	t1	0.097	0.038	0.038	0.097	—	0.036	—
BEARING BASE	t2	—	0.150	0.150	—	—	—	—
DRAINAGE INCLINE	t3	0.051	0.051	0.051	0.051	—	0.055	—
ELEVATION OF PIER TOP	Z3	14.100	14.100	14.100	14.100	14.100	14.100	14.100

PROJECT NAME
DETAILED DESIGN ON
BAGO RIVER BRIDGE
CONSTRUCTION PROJECT

FINANCED BY
JICA
JAPAN INTERNATIONAL
COOPERATION AGENCY

COUNTERPART
REPUBLIC OF THE UNION OF MYANMAR
MINISTRY OF CONSTRUCTION
DEPARTMENT OF BRIDGE

JICA STUDY TEAM
NIPPON KOEI CO., LTD.
ORIENTAL CONSULTANTS GLOBAL CO., LTD.
METROPOLITAN EXPRESSWAY COMPANY LIMITED
CHODAI CO., LTD.
NIPPON ENGINEERING CONSULTANTS CO., LTD.

	NAME	SIGNATURE	DATE
PREPARED BY	S.TOKUMARU		27. Nov.2017
CHECKED BY	T.HAYAKAWA		28. Nov.2017
APPROVED BY	Y.SANO		29. Nov.2017

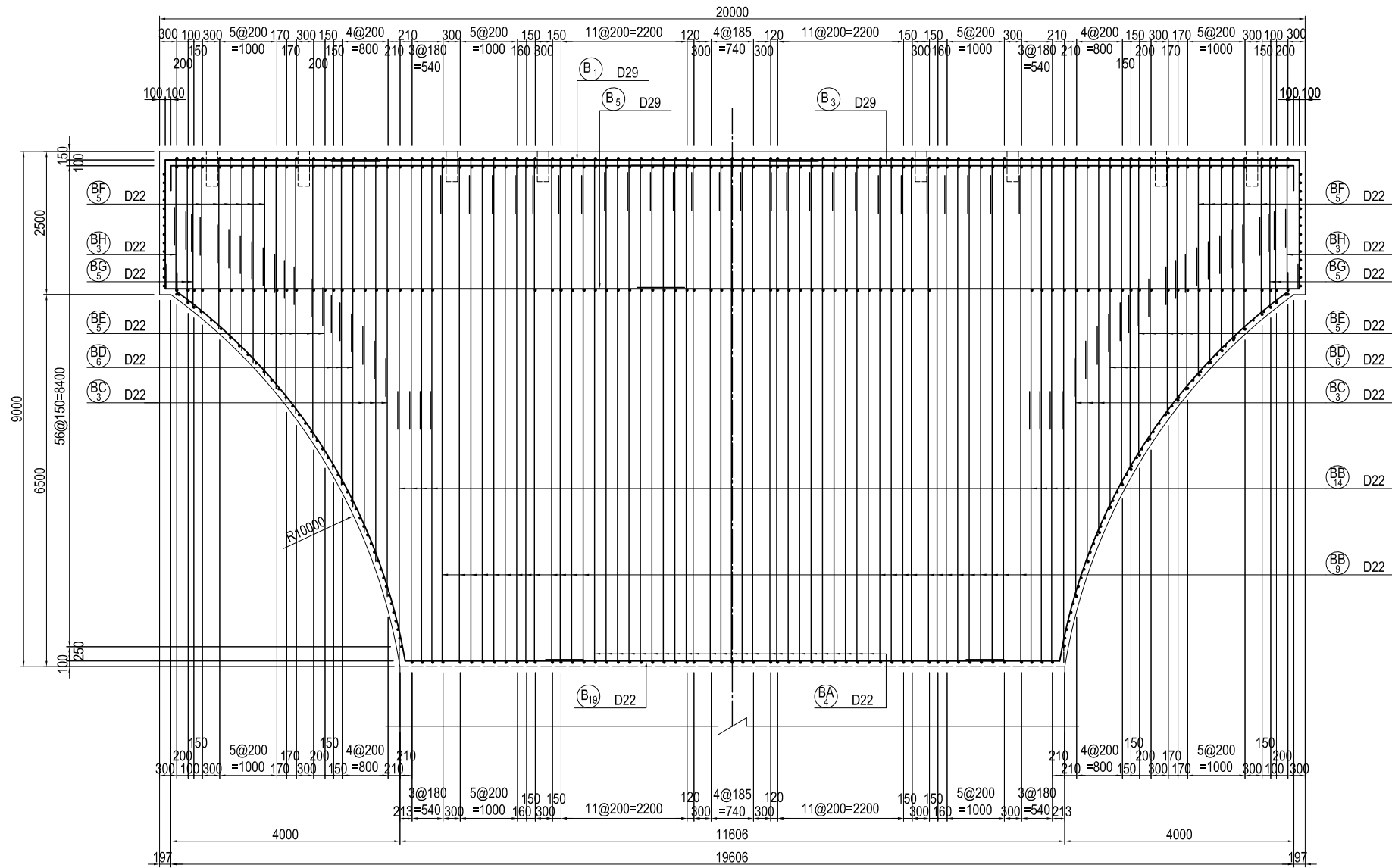
DRAWING TITLE
GENERAL ARRANGEMENT OF P10 PIER (2)

PACKAGE
1
DWG No.
P1-CS-2002

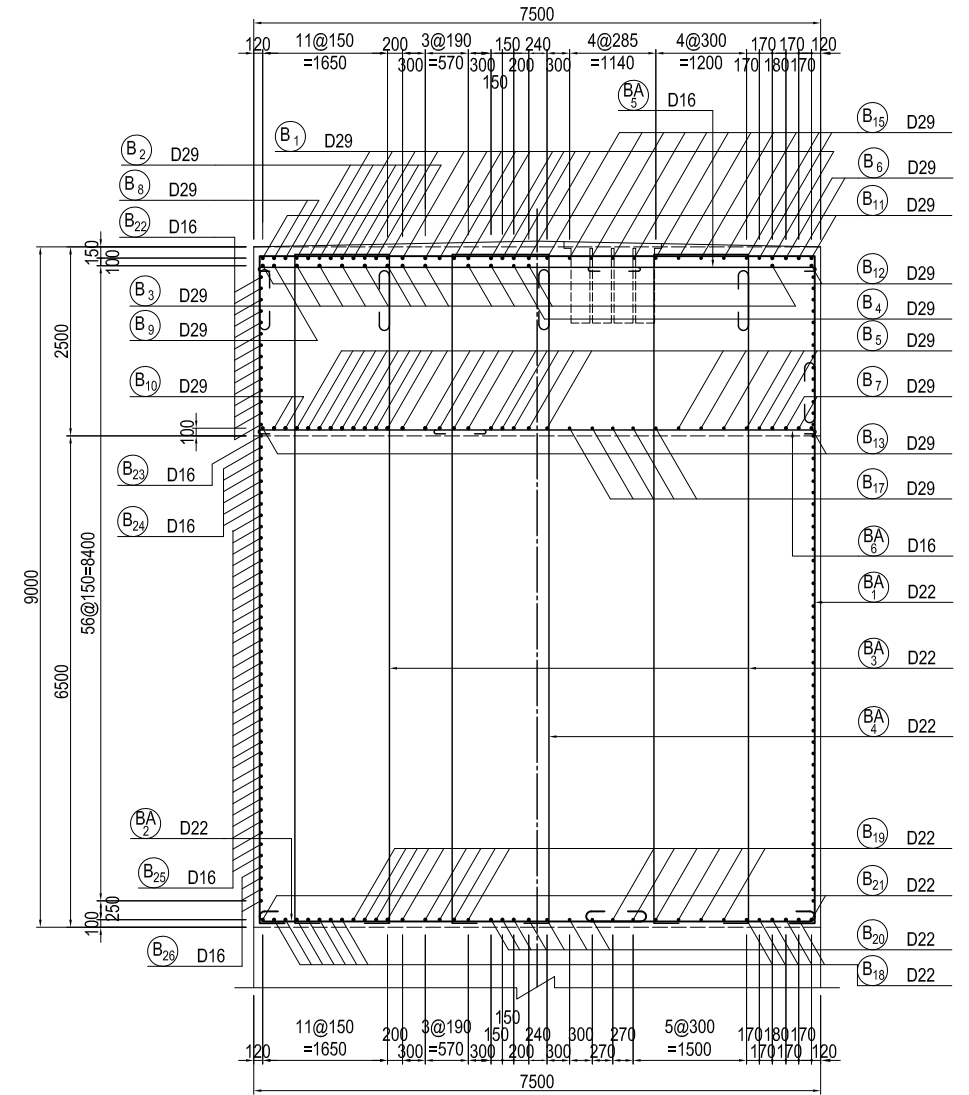
BAR ARRANGEMENT OF P10 PIER (1) S=1:100

BEAM

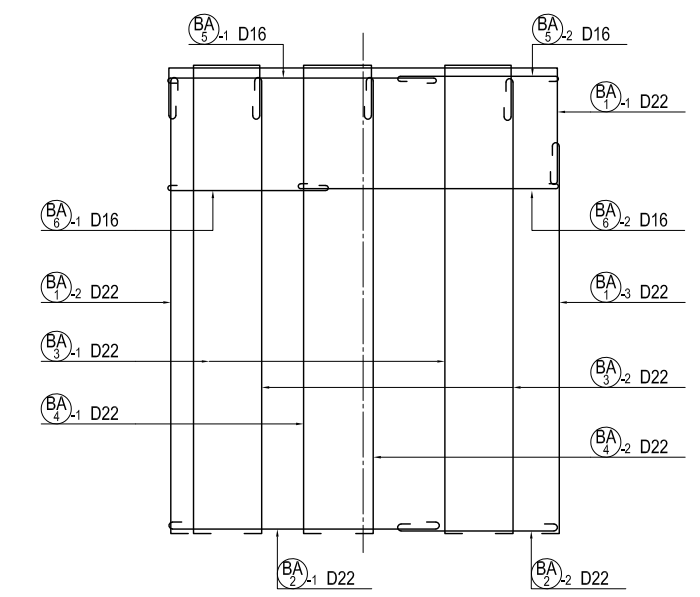
SECTION 1-1



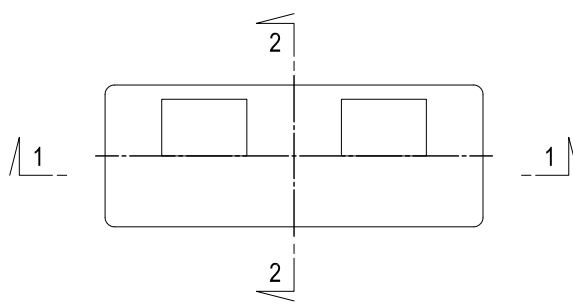
SECTION 2-2



ASSEMBLY DRAWING OF STIRRUP



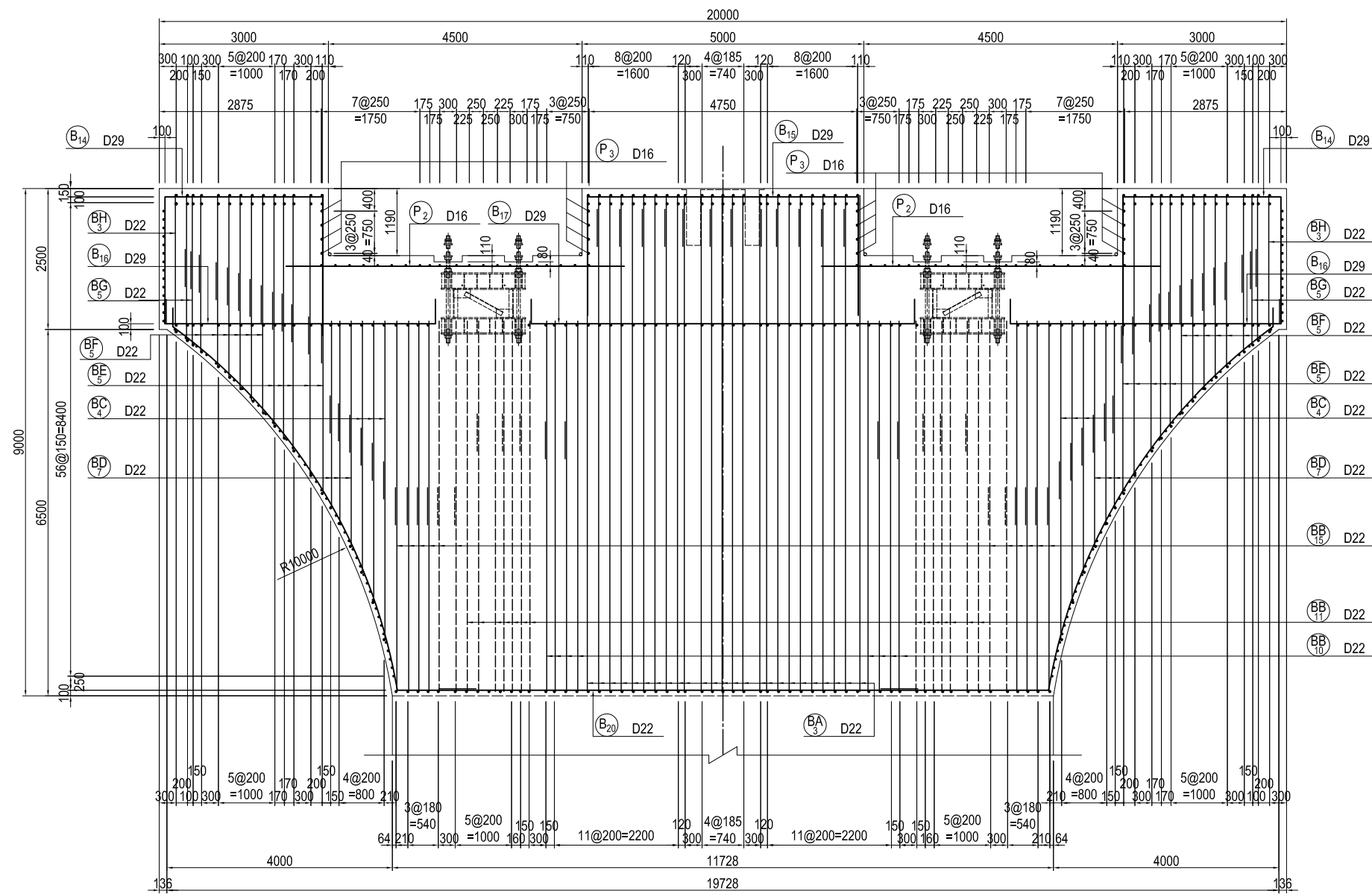
MARKING DIAGRAM



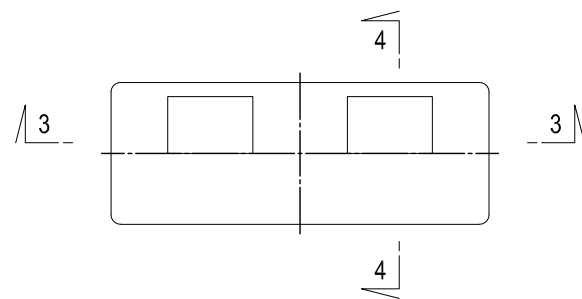
PROJECT NAME	FINANCED BY	COUNTERPART	JICA STUDY TEAM	NAME	SIGNATURE	DATE	DRAWING TITLE	PACKAGE
DETAILED DESIGN ON BAGO RIVER BRIDGE CONSTRUCTION PROJECT	JICA JAPAN INTERNATIONAL COOPERATION AGENCY	REPUBLIC OF THE UNION OF MYANMAR MINISTRY OF CONSTRUCTION DEPARTMENT OF BRIDGE	NIPPON KOEI CO., LTD. ORIENTAL CONSULTANTS GLOBAL CO., LTD. METROPOLITAN EXPRESSWAY COMPANY LIMITED CHODAI CO., LTD. NIPPON ENGINEERING CONSULTANTS CO., LTD.	S. TOKUMARU	<i>[Signature]</i>	27. Nov.2017	BAR ARRANGEMENT OF P10 PIER (1)	1
				T. HAYAKAWA	<i>[Signature]</i>	28. Nov.2017		DWG No.
				Y. SANO	<i>[Signature]</i>	29. Nov.2017		P1-CS-2003

BAR ARRANGEMENT OF P10 PIER (2) S=1:100

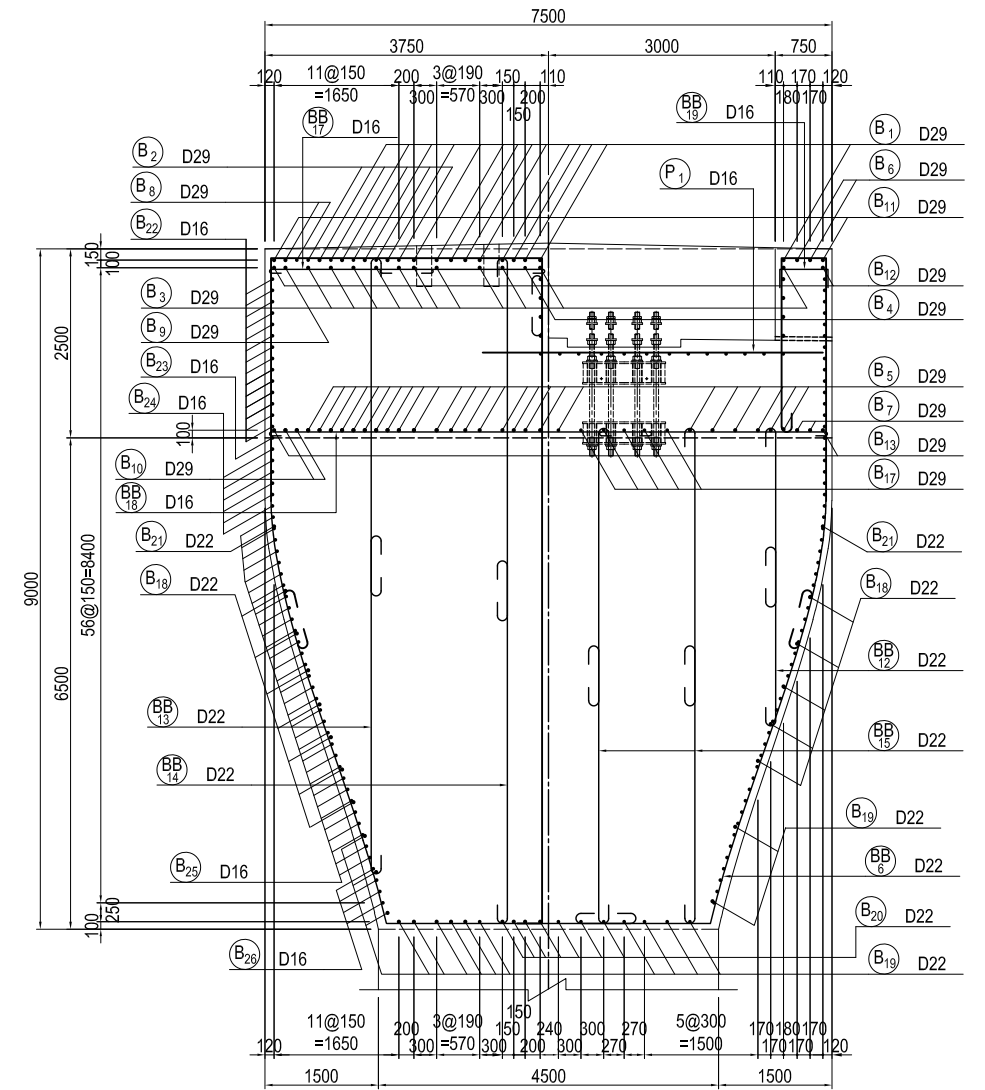
SECTION 3-3 BEAM



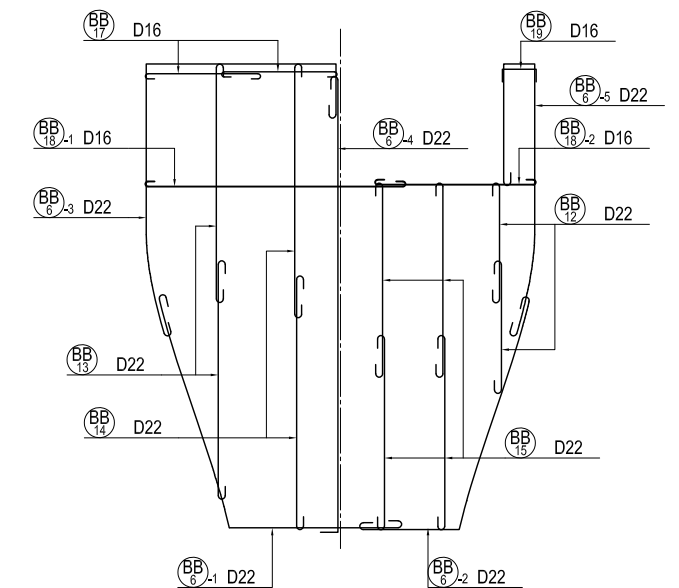
MARKING DIAGRAM



SECTION 4-4



ASSEMBLY DRAWING OF STIRRUP



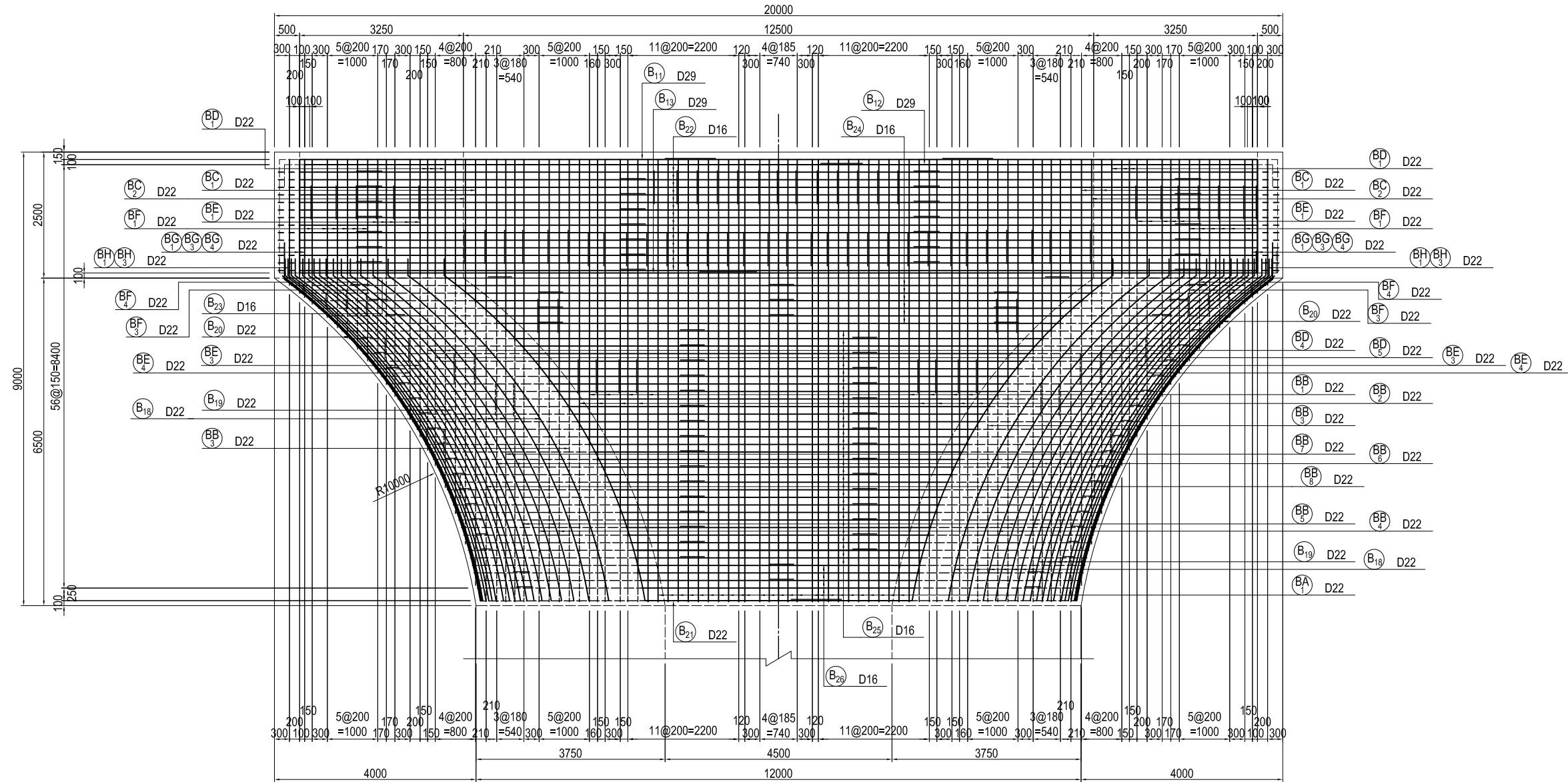
PROJECT NAME DETAILED DESIGN ON BAGO RIVER BRIDGE CONSTRUCTION PROJECT	FINANCED BY JAPAN INTERNATIONAL COOPERATION AGENCY	COUNTERPART REPUBLIC OF THE UNION OF MYANMAR MINISTRY OF CONSTRUCTION DEPARTMENT OF BRIDGE	JICA STUDY TEAM NIPPON KOEI CO., LTD. ORIENTAL CONSULTANTS GLOBAL CO., LTD. METROPOLITAN EXPRESSWAY COMPANY LIMITED CHODAI CO., LTD. NIPPON ENGINEERING CONSULTANTS CO., LTD.	NAME PREPARED BY S. TOKUMARU CHECKED BY T. HAYAKAWA APPROVED BY Y. SANO	SIGNATURE 	DATE 27. Nov.2017 28. Nov.2017 29. Nov.2017	DRAWING TITLE BAR ARRANGEMENT OF P10 PIER (2)	PACKAGE 1 DWG No. P1-CS-2004
---	--	---	--	--	-----------------------	--	--	---------------------------------------

BAR ARRANGEMENT OF P10 PIER (3) S=1:100

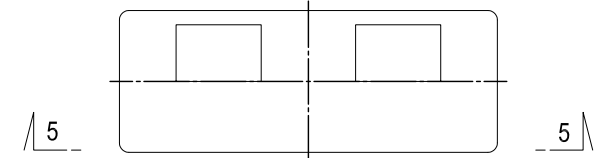
BEAM

FRONT ELEVATION

5 - 5



MARKING DIAGRAM



USE MATERIALS

	CONCRETE	BAR
BEAM-COLUMN	$\sigma_{ck} = 30 \text{ N/mm}^2$	SD345

PROJECT NAME
DETAILED DESIGN ON
BAGO RIVER BRIDGE
CONSTRUCTION PROJECT

FINANCED BY
 JAPAN INTERNATIONAL
COOPERATION AGENCY

COUNTERPART
 REPUBLIC OF THE UNION OF MYANMAR
MINISTRY OF CONSTRUCTION
DEPARTMENT OF BRIDGE

JICA STUDY TEAM
 NIPPON KOEI CO., LTD.
ORIENTAL CONSULTANTS GLOBAL CO., LTD.
METROPOLITAN EXPRESSWAY COMPANY LIMITED
CHODAI CO., LTD.
NIPPON ENGINEERING CONSULTANTS CO., LTD.

	NAME	SIGNATURE	DATE
PREPARED BY	S. TOKUMARU		27. Nov.2017
CHECKED BY	T. HAYAKAWA		28. Nov.2017
APPROVED BY	Y. SANO		29. Nov.2017

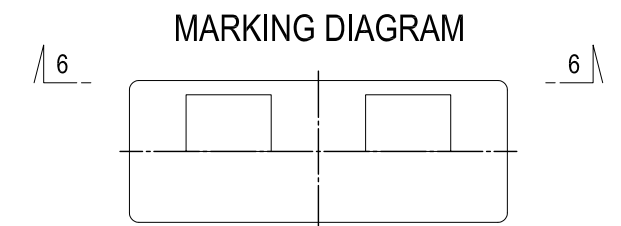
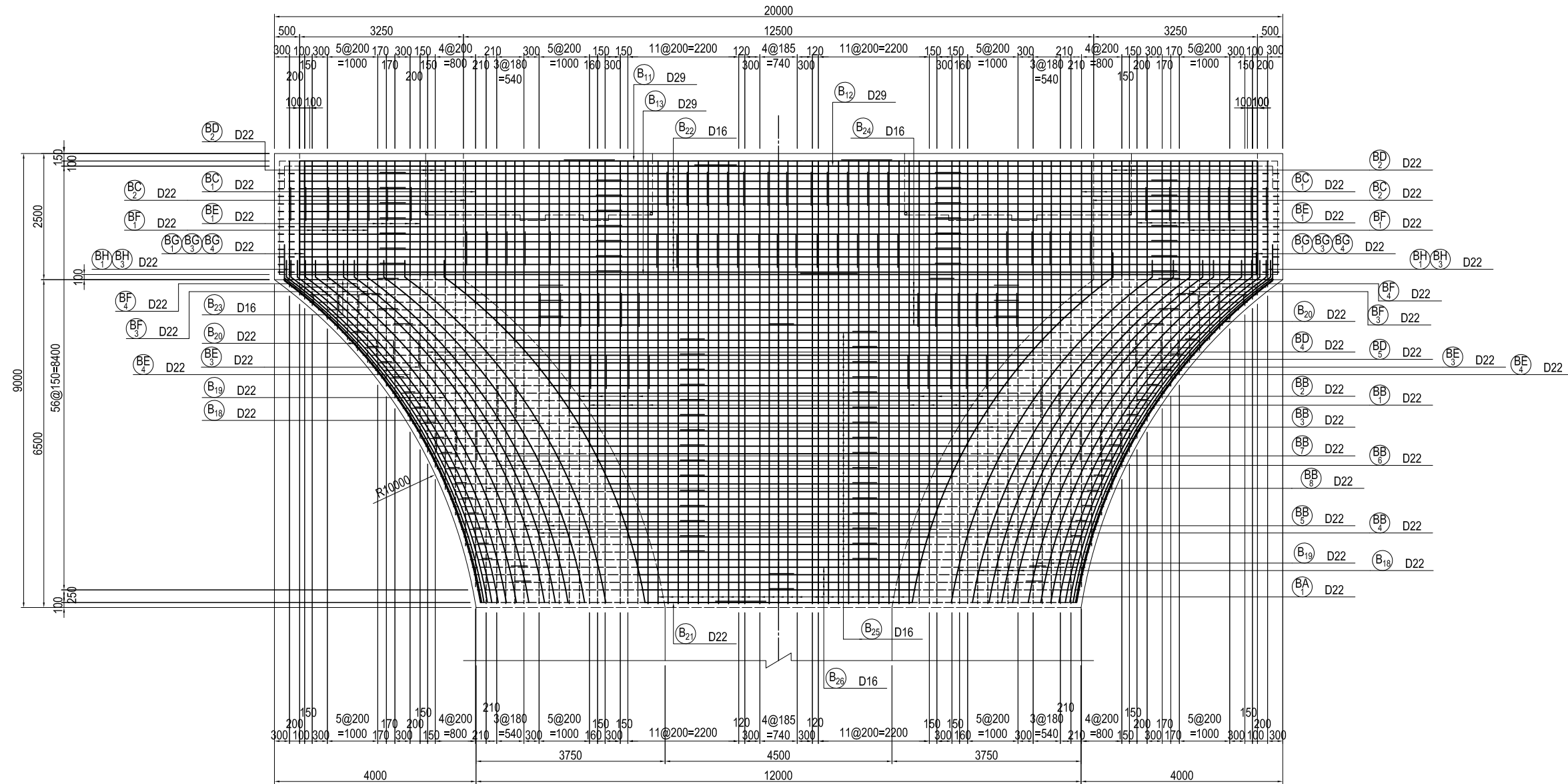
DRAWING TITLE	PACKAGE
BAR ARRANGEMENT OF P10 PIER (3)	1
	DWG No.
	P1-CS-2005

BAR ARRANGEMENT OF P10 PIER (4) S=1:100

BEAM

FRONT ELEVATION

6 - 6



USE MATERIALS

	CONCRETE	BAR
BEAM-COLUMN	$\sigma_{ck} = 30 \text{ N/mm}^2$	SD345

PROJECT NAME
DETAILED DESIGN ON
BAGO RIVER BRIDGE
CONSTRUCTION PROJECT

FINANCED BY
 JAPAN INTERNATIONAL
COOPERATION AGENCY

COUNTERPART
 REPUBLIC OF THE UNION OF MYANMAR
MINISTRY OF CONSTRUCTION
DEPARTMENT OF BRIDGE

JICA STUDY TEAM
 NIPPON KOEI CO., LTD.
ORIENTAL CONSULTANTS GLOBAL CO., LTD.
METROPOLITAN EXPRESSWAY COMPANY LIMITED
CHODAI CO., LTD.
NIPPON ENGINEERING CONSULTANTS CO., LTD.

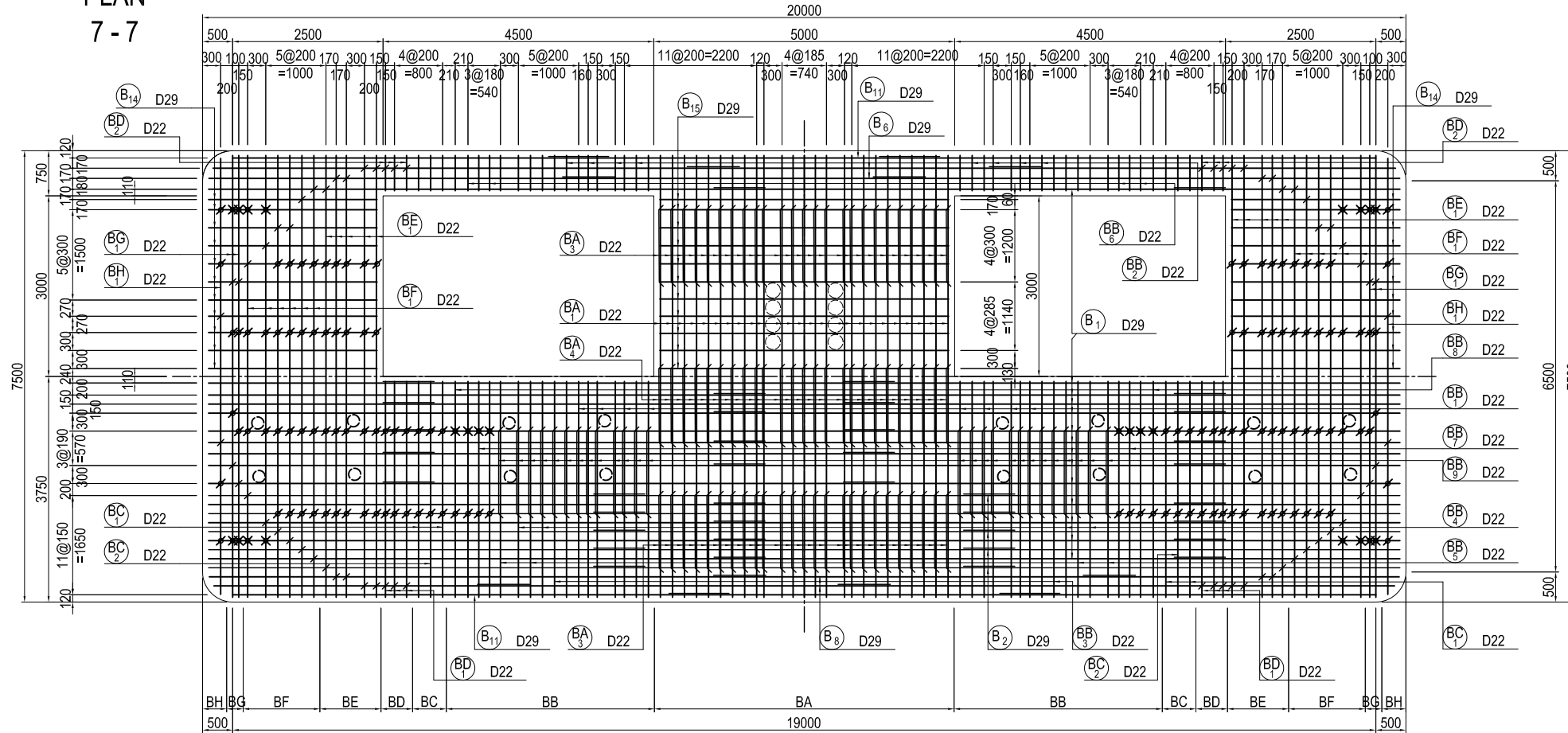
	NAME	SIGNATURE	DATE
PREPARED BY	S. TOKUMARU		27. Nov.2017
CHECKED BY	T. HAYAKAWA		28. Nov.2017
APPROVED BY	Y. SANO		29. Nov.2017

DRAWING TITLE	PACKAGE
BAR ARRANGEMENT OF P10 PIER (4)	1
	DWG No.
	P1-CS-2006

BAR ARRANGEMENT OF P10 PIER (5) S=1:100

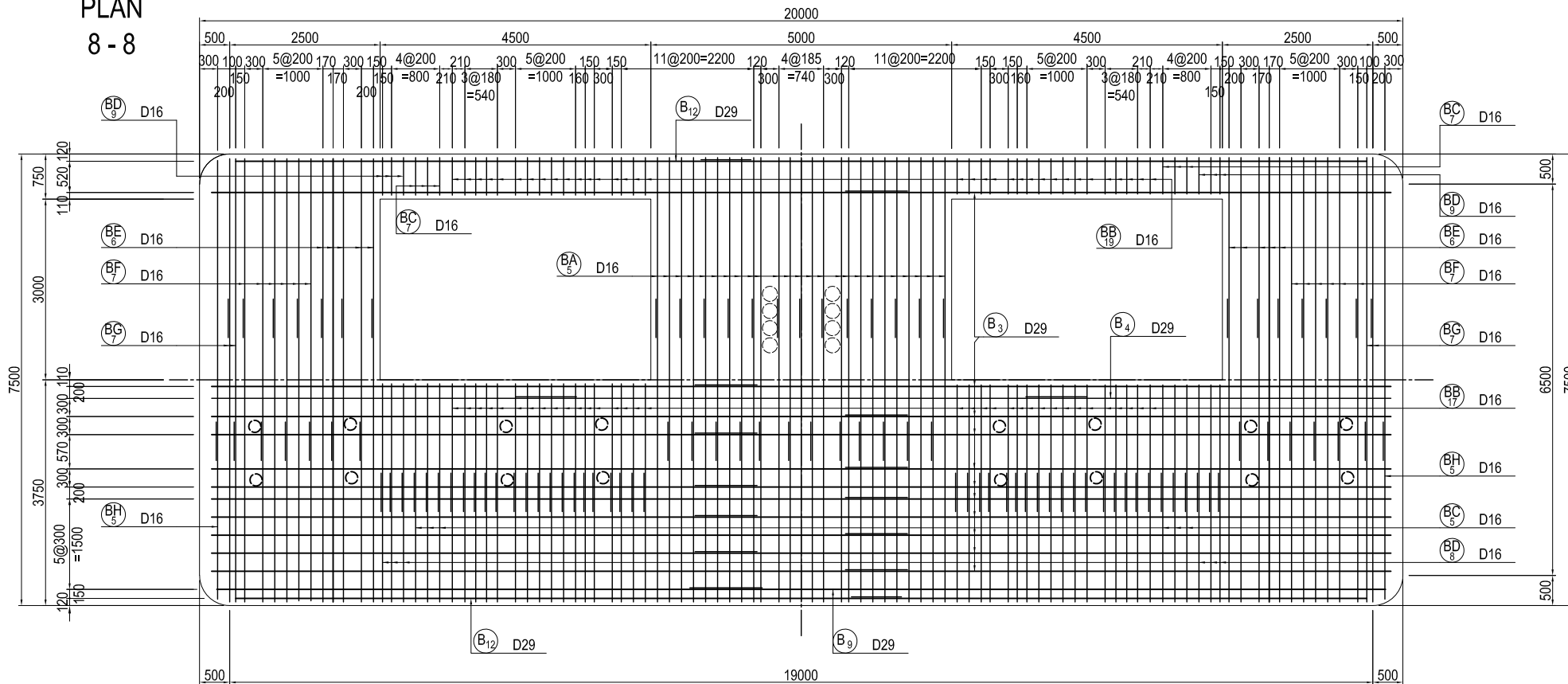
BEAM

PLAN
7-7

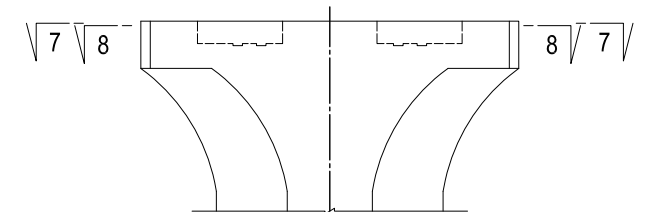


MARKS	DIA.	NOS. OF BARS	REMARKS
BB	D22	8 × 2 = 16	(BB ₁₃)
BC	"	8 × 2 = 16	(BB ₁₄)
BD	"	12 × 2 = 24	(BB ₃)
BE	"	12 × 2 = 24	(BB ₆)
BF	"	40 × 2 = 80	(BB ₅)
BG	"	40 × 2 = 80	(BF ₅)
BH	"	8 × 2 = 16	(BF ₆)
	"	8 × 2 = 16	(BF ₇)
	"	8 × 2 = 16	(BF ₈)
	"	8 × 2 = 16	(BF ₉)
	"	8 × 2 = 16	(BF ₁₀)
	"	8 × 2 = 16	(BF ₁₁)
	"	8 × 2 = 16	(BF ₁₂)
	"	8 × 2 = 16	(BF ₁₃)
	"	8 × 2 = 16	(BF ₁₄)
	"	8 × 2 = 16	(BF ₁₅)
	"	8 × 2 = 16	(BF ₁₆)
	"	8 × 2 = 16	(BF ₁₇)
	"	8 × 2 = 16	(BF ₁₈)
	"	8 × 2 = 16	(BF ₁₉)
	"	8 × 2 = 16	(BF ₂₀)
	"	8 × 2 = 16	(BF ₂₁)
	"	8 × 2 = 16	(BF ₂₂)
	"	8 × 2 = 16	(BF ₂₃)
	"	8 × 2 = 16	(BF ₂₄)
	"	8 × 2 = 16	(BF ₂₅)
	"	8 × 2 = 16	(BF ₂₆)
	"	8 × 2 = 16	(BF ₂₇)
	"	8 × 2 = 16	(BF ₂₈)
	"	8 × 2 = 16	(BF ₂₉)
	"	8 × 2 = 16	(BF ₃₀)
	"	8 × 2 = 16	(BF ₃₁)
	"	8 × 2 = 16	(BF ₃₂)
	"	8 × 2 = 16	(BF ₃₃)
	"	8 × 2 = 16	(BF ₃₄)
	"	8 × 2 = 16	(BF ₃₅)
	"	8 × 2 = 16	(BF ₃₆)
	"	8 × 2 = 16	(BF ₃₇)
	"	8 × 2 = 16	(BF ₃₈)
	"	8 × 2 = 16	(BF ₃₉)
	"	8 × 2 = 16	(BF ₄₀)
	"	8 × 2 = 16	(BF ₄₁)
	"	8 × 2 = 16	(BF ₄₂)
	"	8 × 2 = 16	(BF ₄₃)
	"	8 × 2 = 16	(BF ₄₄)
	"	8 × 2 = 16	(BF ₄₅)
	"	8 × 2 = 16	(BF ₄₆)
	"	8 × 2 = 16	(BF ₄₇)
	"	8 × 2 = 16	(BF ₄₈)
	"	8 × 2 = 16	(BF ₄₉)
	"	8 × 2 = 16	(BF ₅₀)
	"	8 × 2 = 16	(BF ₅₁)
	"	8 × 2 = 16	(BF ₅₂)
	"	8 × 2 = 16	(BF ₅₃)
	"	8 × 2 = 16	(BF ₅₄)
	"	8 × 2 = 16	(BF ₅₅)
	"	8 × 2 = 16	(BF ₅₆)
	"	8 × 2 = 16	(BF ₅₇)
	"	8 × 2 = 16	(BF ₅₈)
	"	8 × 2 = 16	(BF ₅₉)
	"	8 × 2 = 16	(BF ₆₀)
	"	8 × 2 = 16	(BF ₆₁)
	"	8 × 2 = 16	(BF ₆₂)
	"	8 × 2 = 16	(BF ₆₃)
	"	8 × 2 = 16	(BF ₆₄)
	"	8 × 2 = 16	(BF ₆₅)
	"	8 × 2 = 16	(BF ₆₆)
	"	8 × 2 = 16	(BF ₆₇)
	"	8 × 2 = 16	(BF ₆₈)
	"	8 × 2 = 16	(BF ₆₉)
	"	8 × 2 = 16	(BF ₇₀)
	"	8 × 2 = 16	(BF ₇₁)
	"	8 × 2 = 16	(BF ₇₂)
	"	8 × 2 = 16	(BF ₇₃)
	"	8 × 2 = 16	(BF ₇₄)
	"	8 × 2 = 16	(BF ₇₅)
	"	8 × 2 = 16	(BF ₇₆)
	"	8 × 2 = 16	(BF ₇₇)
	"	8 × 2 = 16	(BF ₇₈)
	"	8 × 2 = 16	(BF ₇₉)
	"	8 × 2 = 16	(BF ₈₀)
	"	8 × 2 = 16	(BF ₈₁)
	"	8 × 2 = 16	(BF ₈₂)
	"	8 × 2 = 16	(BF ₈₃)
	"	8 × 2 = 16	(BF ₈₄)
	"	8 × 2 = 16	(BF ₈₅)
	"	8 × 2 = 16	(BF ₈₆)
	"	8 × 2 = 16	(BF ₈₇)
	"	8 × 2 = 16	(BF ₈₈)
	"	8 × 2 = 16	(BF ₈₉)
	"	8 × 2 = 16	(BF ₉₀)
	"	8 × 2 = 16	(BF ₉₁)
	"	8 × 2 = 16	(BF ₉₂)
	"	8 × 2 = 16	(BF ₉₃)
	"	8 × 2 = 16	(BF ₉₄)
	"	8 × 2 = 16	(BF ₉₅)
	"	8 × 2 = 16	(BF ₉₆)
	"	8 × 2 = 16	(BF ₉₇)
	"	8 × 2 = 16	(BF ₉₈)
	"	8 × 2 = 16	(BF ₉₉)
	"	8 × 2 = 16	(BF ₁₀₀)

PLAN
8-8



MARKING DIAGRAM



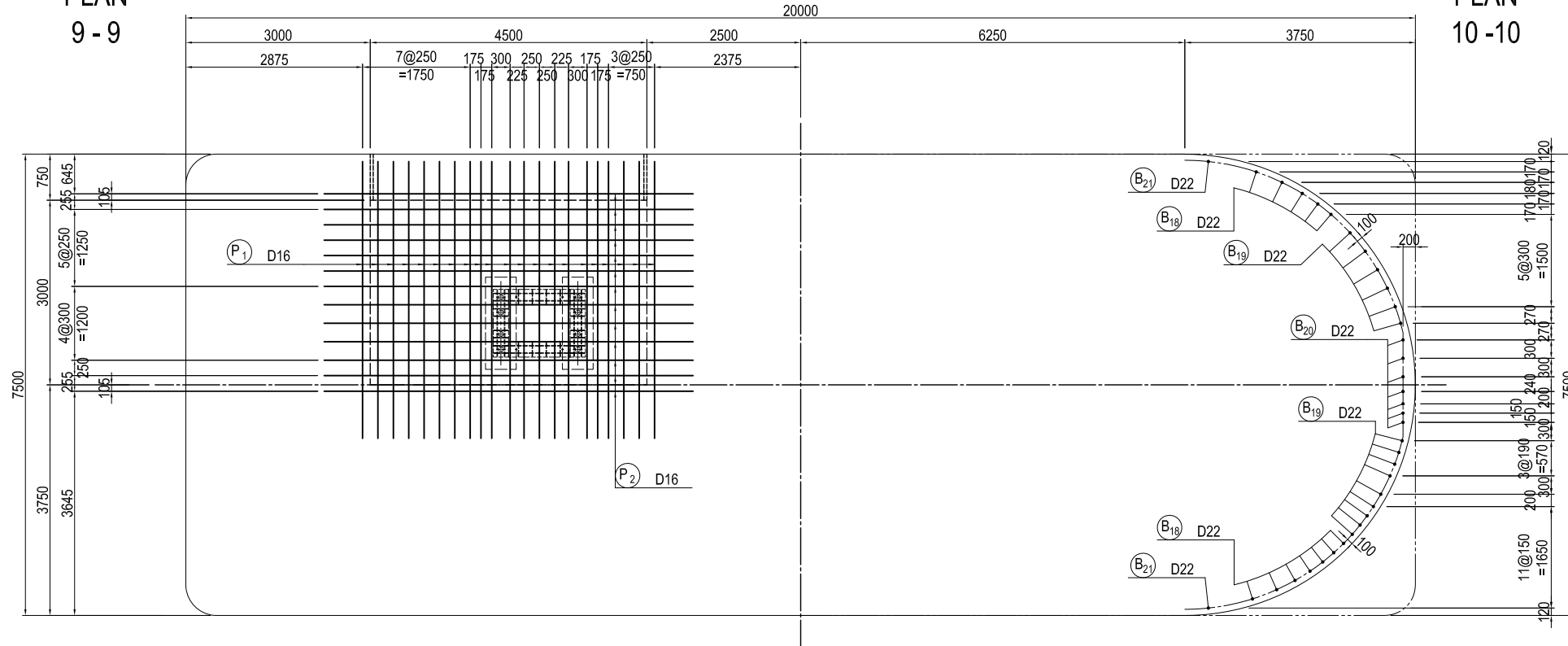
USE MATERIALS

	CONCRETE	BAR
BEAM-COLUMN	$\sigma_{ck} = 30 \text{ N/mm}^2$	SD345

BAR ARRANGEMENT OF P10 PIER (6) S=1:100

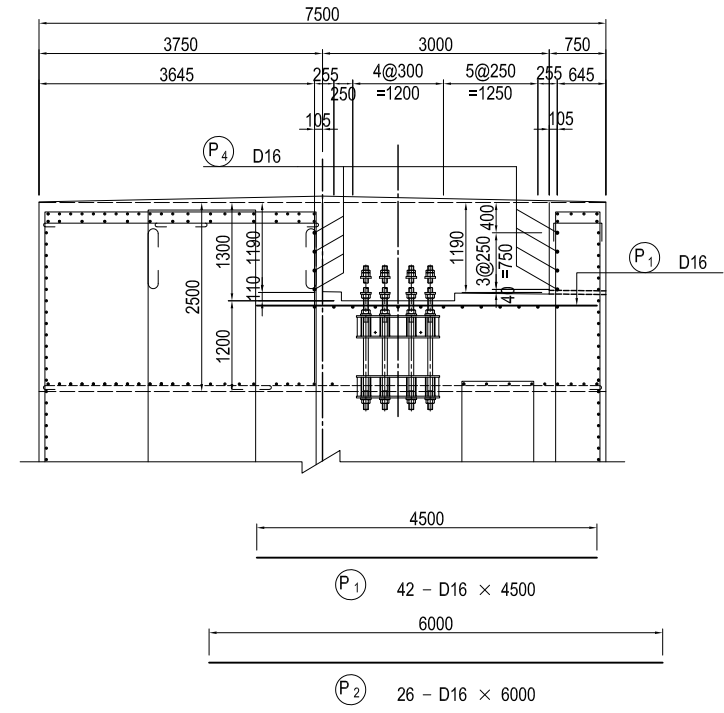
BEAM

PLAN
9-9

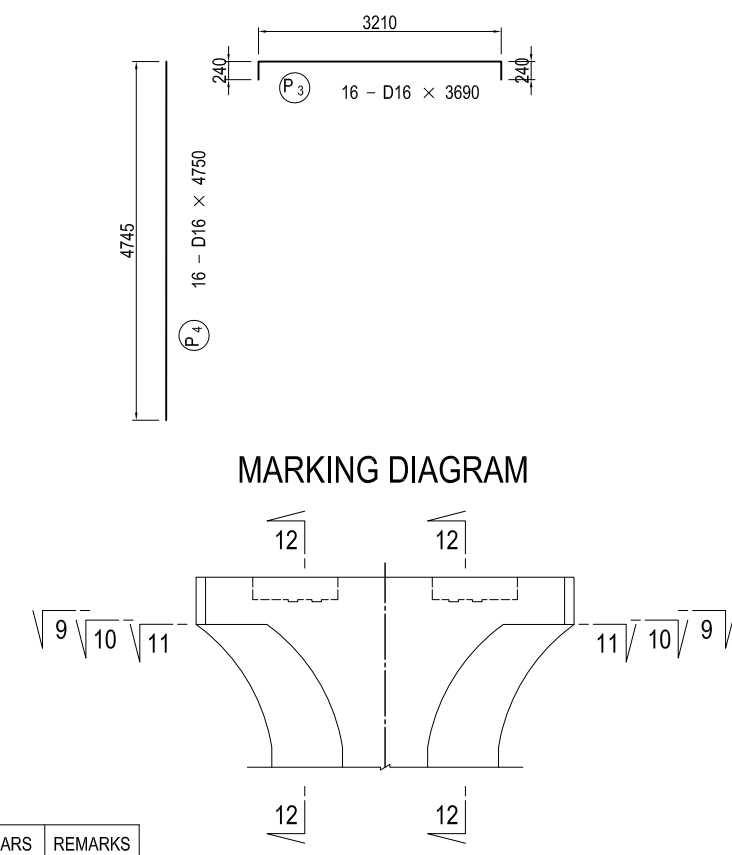
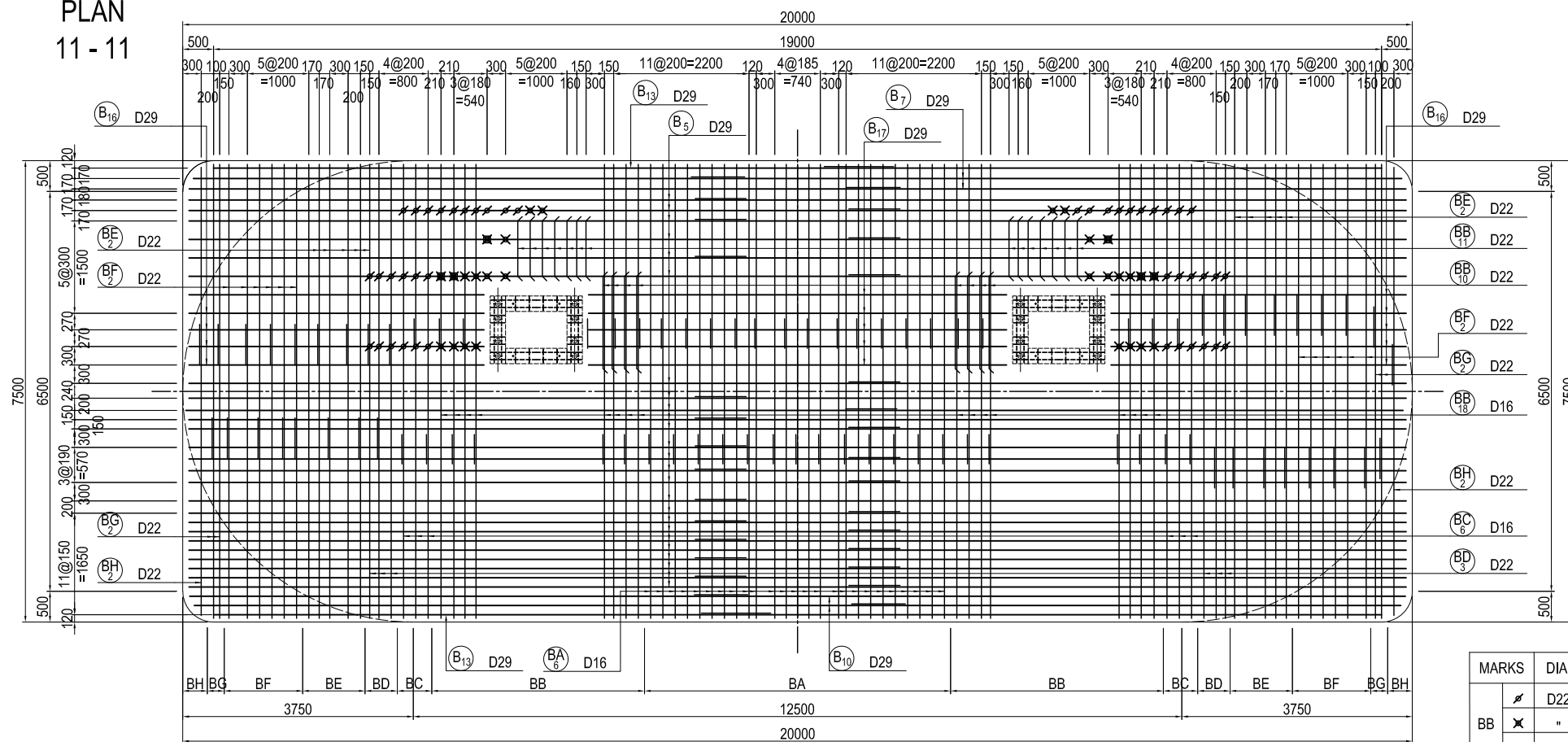


PLAN
10-10

SECTION
12-12



PLAN
11-11



MARKING DIAGRAM

MARKS	DIA.	NOS. OF BARS	REMARKS
BB	D22	14 × 2 = 28	(BB)
BB	"	22 × 2 = 44	(BB)
BB	"	6 × 2 = 12	(BB)
BC	"	18 × 2 = 36	(BC)
BD	"	12 × 2 = 24	(BD)

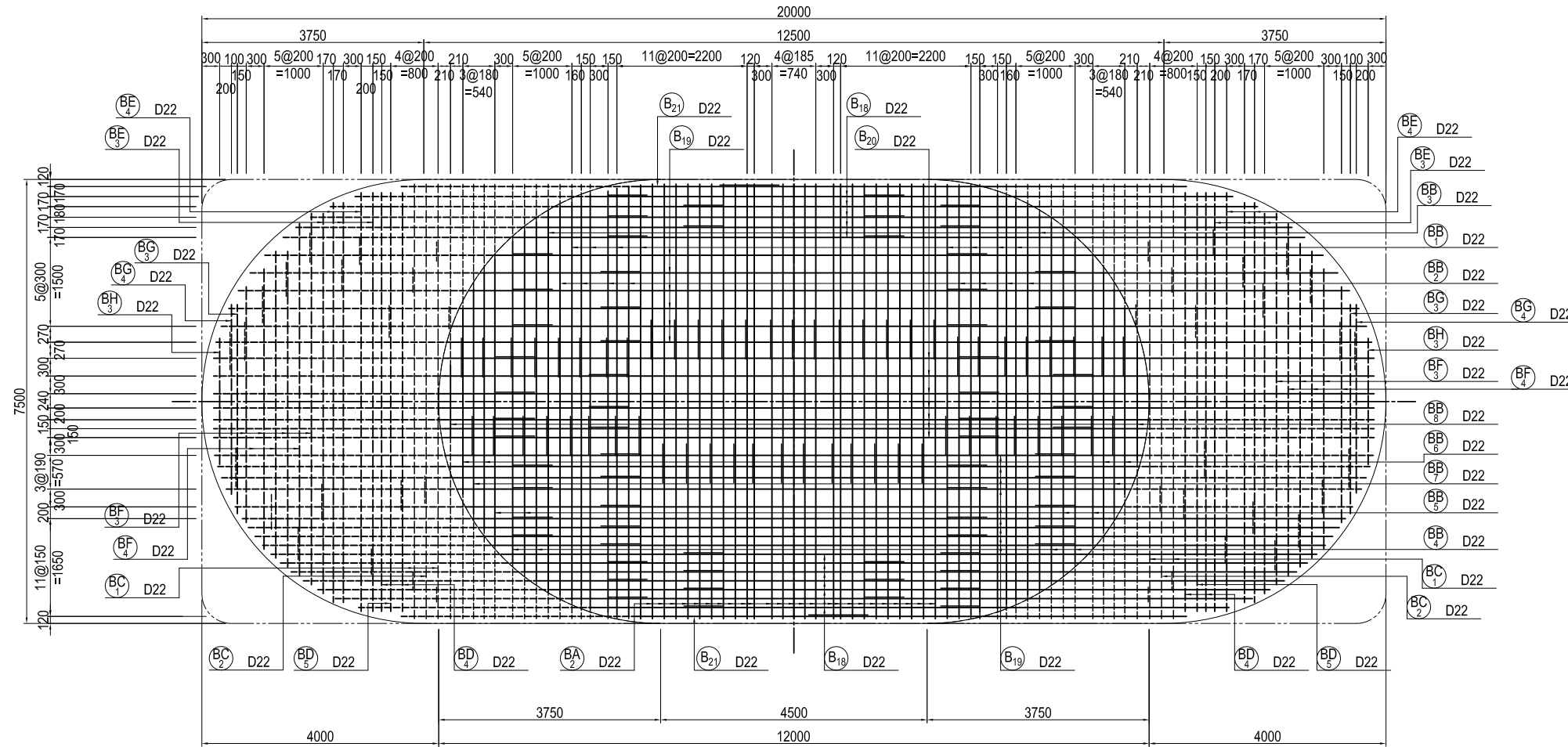
USE MATERIALS

	CONCRETE	BAR
BEAM-COLUMN	σ _{ck} = 30 N/mm ²	SD345

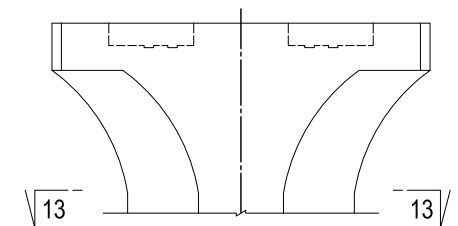
BAR ARRANGEMENT OF P10 PIER (7) S=1:100

BEAM

PLAN
13 - 13



MARKING DIAGRAM



USE MATERIALS

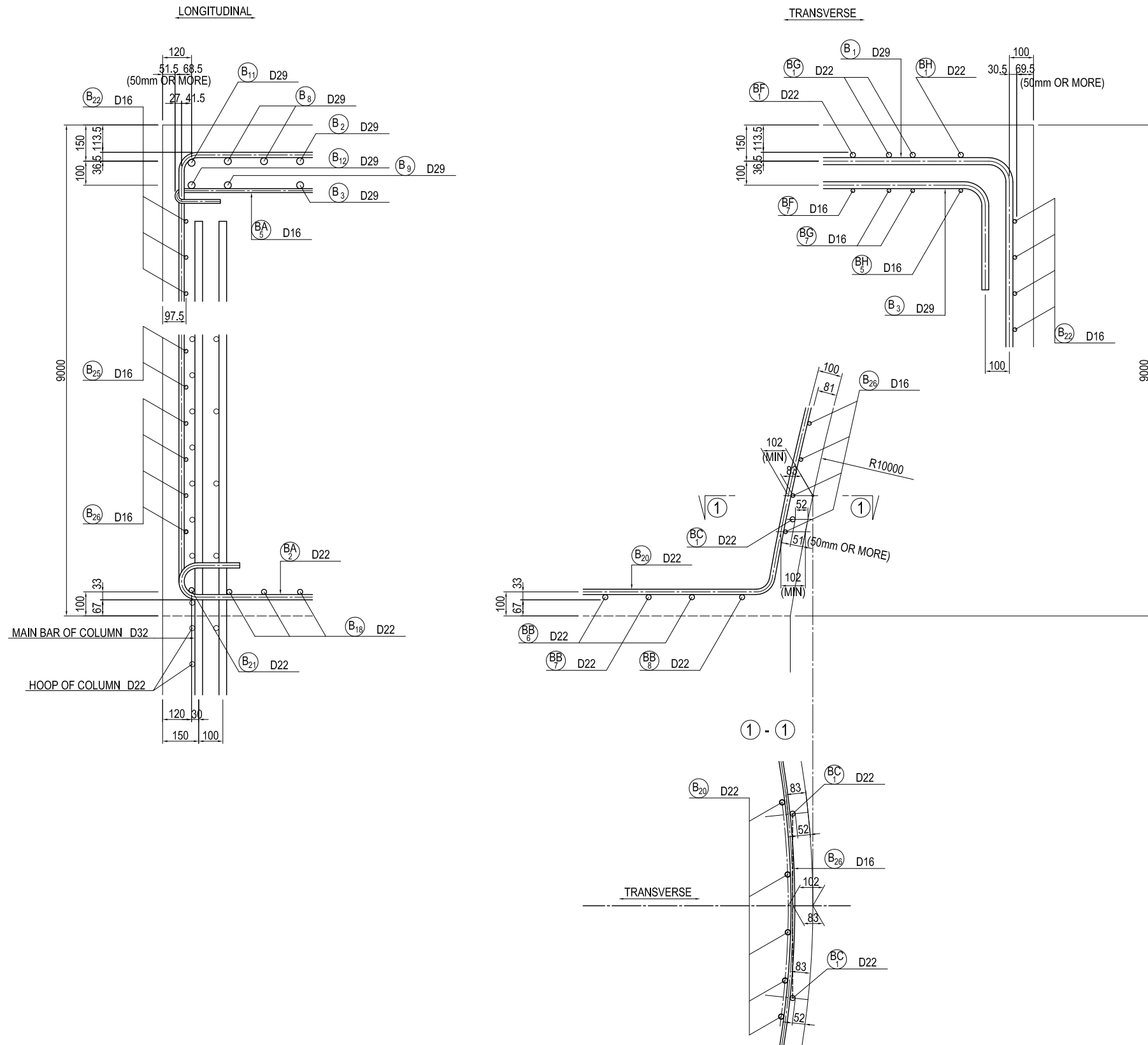
	CONCRETE	BAR
BEAM-COLUMN	$\sigma_{ck} = 30 \text{ N/mm}^2$	SD345

PROJECT NAME DETAILED DESIGN ON BAGO RIVER BRIDGE CONSTRUCTION PROJECT	FINANCED BY JAPAN INTERNATIONAL COOPERATION AGENCY	COUNTERPART REPUBLIC OF THE UNION OF MYANMAR MINISTRY OF CONSTRUCTION DEPARTMENT OF BRIDGE	JICA STUDY TEAM NIPPON KOEI CO., LTD. ORIENTAL CONSULTANTS GLOBAL CO., LTD. METROPOLITAN EXPRESSWAY COMPANY LIMITED CHODAI CO., LTD. NIPPON ENGINEERING CONSULTANTS CO., LTD.	NAME	SIGNATURE	DATE	DRAWING TITLE BAR ARRANGEMENT OF P10 PIER (7)	PACKAGE	
				PREPARED BY	S. TOKUMARU			27. Nov.2017	1
				CHECKED BY	T. HAYAKAWA			28. Nov.2017	DWG No.
				APPROVED BY	Y. SANO			29. Nov.2017	P1-CS-2009

BAR ARRANGEMENT OF P10 PIER (8) S=1:20

BEAM

DETAIL OF BEAM



USE MATERIALS

	CONCRETE	BAR
BEAM-COLUMN	$\sigma_{ck} = 30 \text{ N/mm}^2$	SD345

PROJECT NAME DETAILED DESIGN ON BAGO RIVER BRIDGE CONSTRUCTION PROJECT	FINANCED BY JAPAN INTERNATIONAL COOPERATION AGENCY	COUNTERPART REPUBLIC OF THE UNION OF MYANMAR MINISTRY OF CONSTRUCTION DEPARTMENT OF BRIDGE	JICA STUDY TEAM NIPPON KOEI CO., LTD. ORIENTAL CONSULTANTS GLOBAL CO., LTD. METROPOLITAN EXPRESSWAY COMPANY LIMITED CHODAI CO., LTD. NIPPON ENGINEERING CONSULTANTS CO., LTD.	NAME PREPARED BY S. TOKUMARU CHECKED BY T. HAYAKAWA APPROVED BY Y. SANO	SIGNATURE 	DATE 27. Nov.2017 28. Nov.2017 29. Nov.2017	DRAWING TITLE BAR ARRANGEMENT OF P10 PIER (8)	PACKAGE 1 DWG No. P1-CS-2010
---	--	---	--	--	-----------------------	--	--	---------------------------------------

BAR ARRANGEMENT OF P10 PIER (9) S=1:100

BEAM

BAR ARRANGEMENT OF BEARING BASE

< G1-S , G4-S >

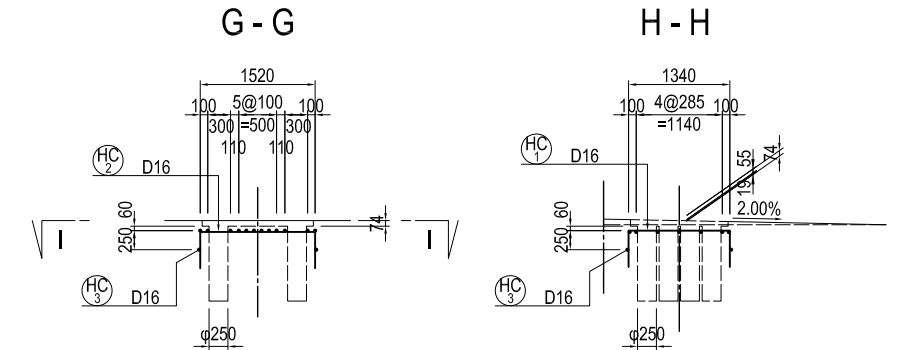
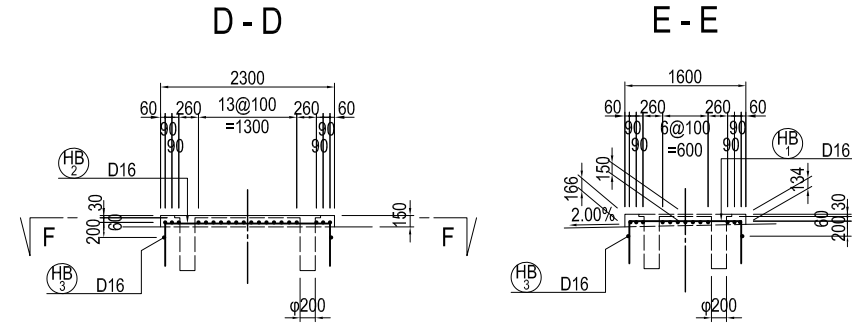
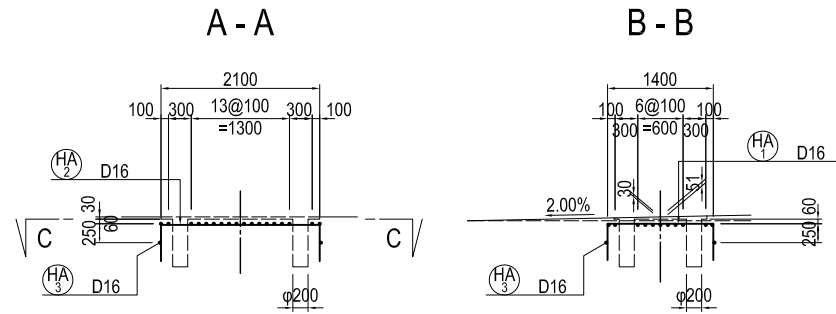
SECTION

< G2 , G3 >

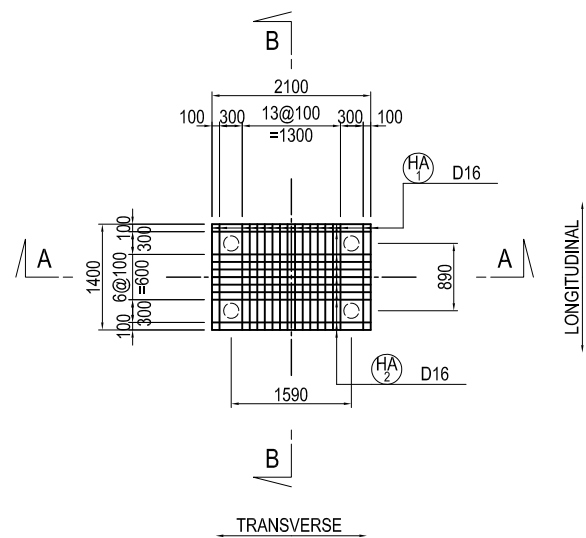
SECTION

< CL >

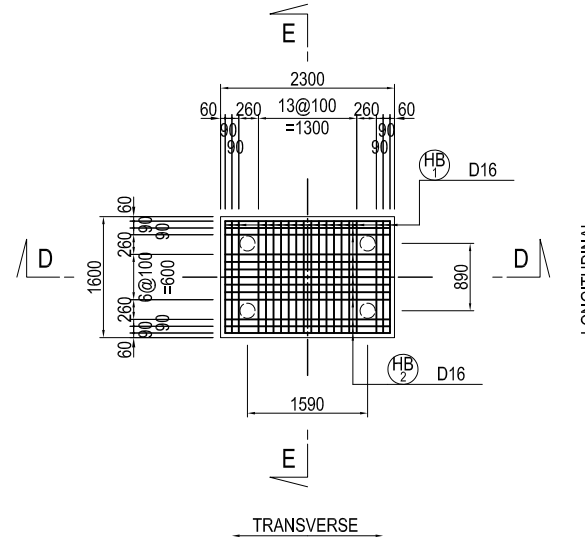
SECTION



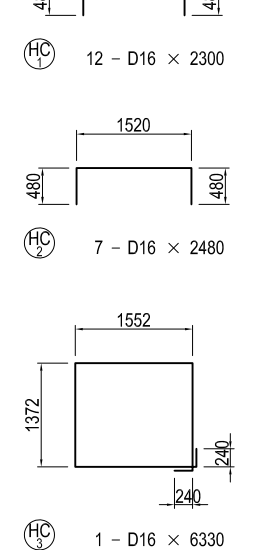
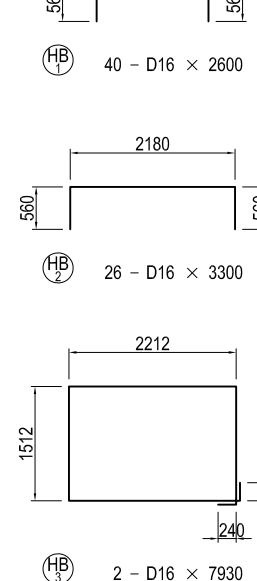
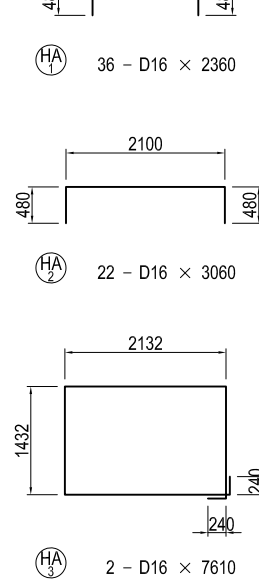
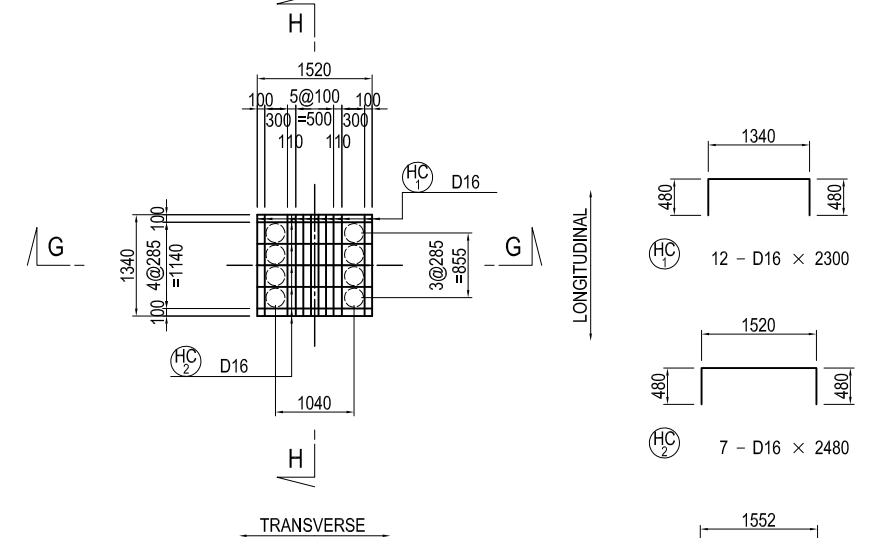
PLAN C-C



PLAN F-F



PLAN I-I

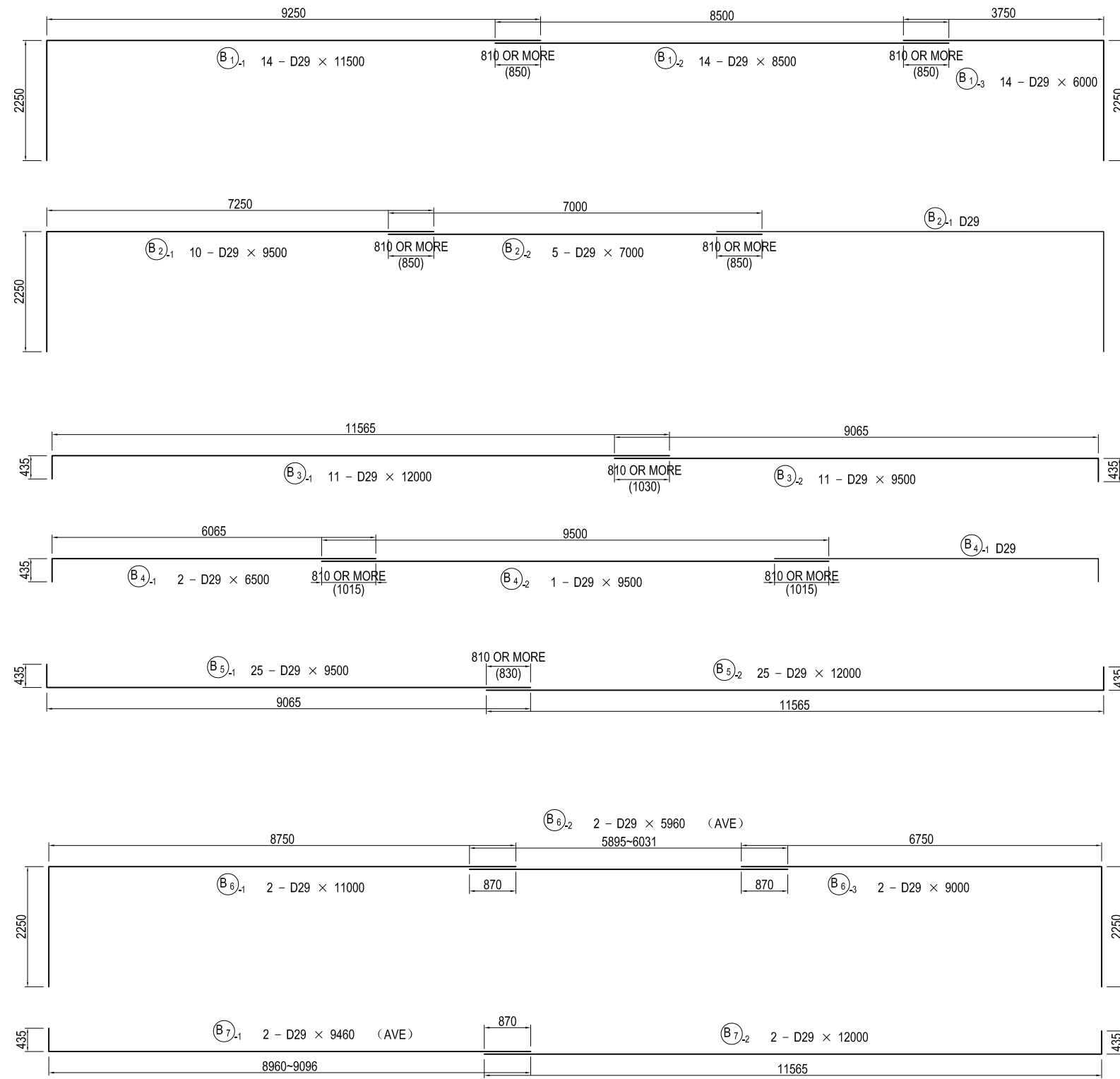


USE MATERIALS

	CONCRETE	BAR
BEAM-COLUMN	$\sigma_{ck} = 30 \text{ N/mm}^2$	SD345

PROJECT NAME DETAILED DESIGN ON BAGO RIVER BRIDGE CONSTRUCTION PROJECT	FINANCED BY JAPAN INTERNATIONAL COOPERATION AGENCY	COUNTERPART REPUBLIC OF THE UNION OF MYANMAR MINISTRY OF CONSTRUCTION DEPARTMENT OF BRIDGE	JICA STUDY TEAM NIPPON KOEI CO., LTD. ORIENTAL CONSULTANTS GLOBAL CO., LTD. METROPOLITAN EXPRESSWAY COMPANY LIMITED CHODAI CO., LTD. NIPPON ENGINEERING CONSULTANTS CO., LTD.	NAME	SIGNATURE	DATE	DRAWING TITLE BAR ARRANGEMENT OF P10 PIER (9)	PACKAGE	
				PREPARED BY	S. TOKUMARU			27. Nov.2017	1
				CHECKED BY	T. HAYAKAWA			28. Nov.2017	DWG No.
				APPROVED BY	Y. SANO			29. Nov.2017	P1-CS-2011

BAR ARRANGEMENT OF P10 PIER (10) S=1:100 BEAM

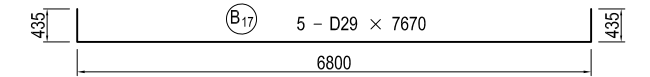
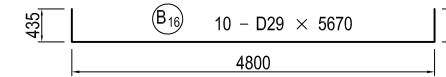
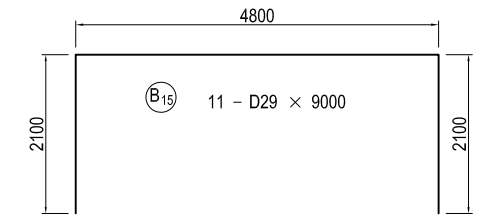
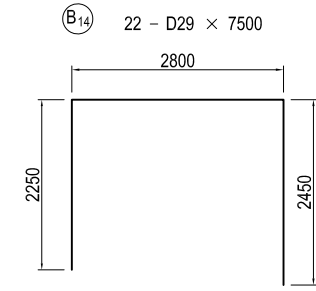



USE MATERIALS

	CONCRETE	BAR
BEAM-COLUMN	$\sigma_{ck} = 30 \text{ N/mm}^2$	SD345

PROJECT NAME DETAILED DESIGN ON BAGO RIVER BRIDGE CONSTRUCTION PROJECT	FINANCED BY JAPAN INTERNATIONAL COOPERATION AGENCY	COUNTERPART REPUBLIC OF THE UNION OF MYANMAR MINISTRY OF CONSTRUCTION DEPARTMENT OF BRIDGE	JICA STUDY TEAM NIPPON KOEI CO., LTD. ORIENTAL CONSULTANTS GLOBAL CO., LTD. METROPOLITAN EXPRESSWAY COMPANY LIMITED CHODAI CO., LTD. NIPPON ENGINEERING CONSULTANTS CO., LTD.	NAME	SIGNATURE	DATE	DRAWING TITLE BAR ARRANGEMENT OF P10 PIER (10)	PACKAGE	
				PREPARED BY	S.TOKUMARU			27. Nov.2017	1
				CHECKED BY	T. HAYAKAWA			28. Nov.2017	DWG No.
				APPROVED BY	Y. SANO			29. Nov.2017	P1-CS-2012

BAR ARRANGEMENT OF P10 PIER (11) S=1:100 BEAM

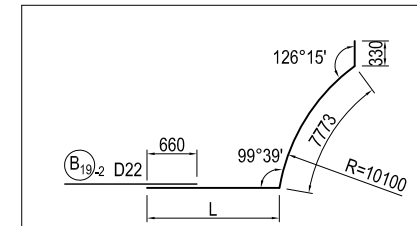
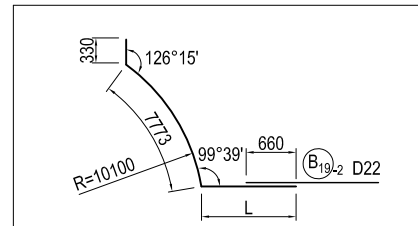
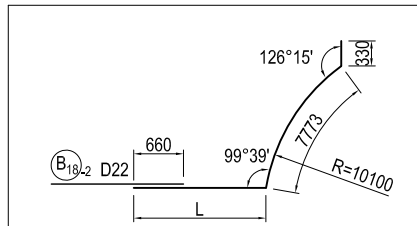
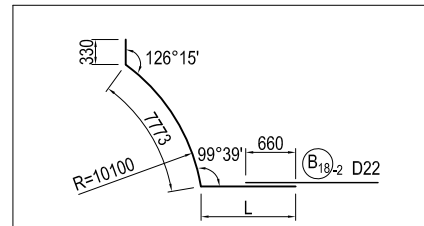
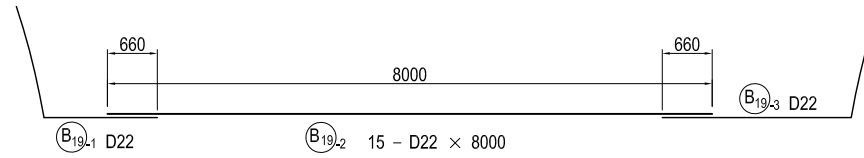
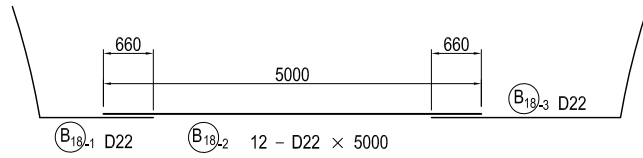


USE MATERIALS

	CONCRETE	BAR
BEAM-COLUMN	$\sigma_{ck} = 30 \text{ N/mm}^2$	SD345

PROJECT NAME DETAILED DESIGN ON BAGO RIVER BRIDGE CONSTRUCTION PROJECT	FINANCED BY JAPAN INTERNATIONAL COOPERATION AGENCY	COUNTERPART REPUBLIC OF THE UNION OF MYANMAR MINISTRY OF CONSTRUCTION DEPARTMENT OF BRIDGE	JICA STUDY TEAM NIPPON KOEI CO., LTD. ORIENTAL CONSULTANTS GLOBAL CO., LTD. METROPOLITAN EXPRESSWAY COMPANY LIMITED CHODAI CO., LTD. NIPPON ENGINEERING CONSULTANTS CO., LTD.	NAME	SIGNATURE	DATE	DRAWING TITLE BAR ARRANGEMENT OF P10 PIER (11)	PACKAGE	
				PREPARED BY	S. TOKUMARU			27. Nov.2017	1
				CHECKED BY	T. HAYAKAWA			28. Nov.2017	DWG No.
				APPROVED BY	Y. SANO			29. Nov.2017	P1-CS-2013

BAR ARRANGEMENT OF P10 PIER (12) S=1:100



B18-1 12 - D22 × 9790 (AVE)

MARKS	DIA.	NOS. OF BARS	LENGTH L	TOTAL LENGTH ΣL
B18-1 1	D22	1	948	9051
2	"	1	1366	9469
3	"	1	1696	9799
4	"	1	1948	10051
5	"	1	2162	10265
6	"	1	2367	10470
7	"	1	2208	10311
8	"	1	2028	10131
9	"	1	1820	9923
10	"	1	1577	9680
11	"	1	1280	9383
12	"	1	886	8989
AVE		12	1691	9794

B18-3 12 - D22 × 11070 (AVE)

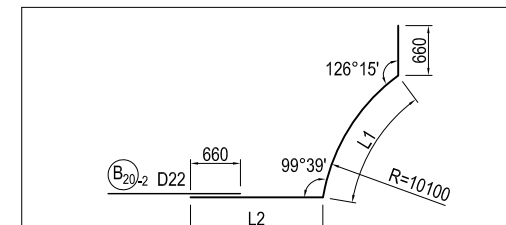
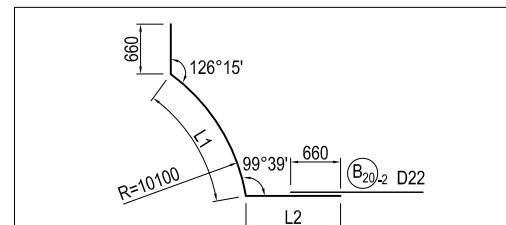
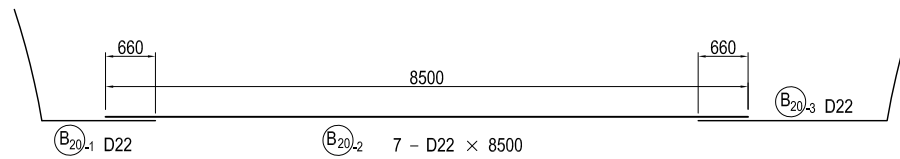
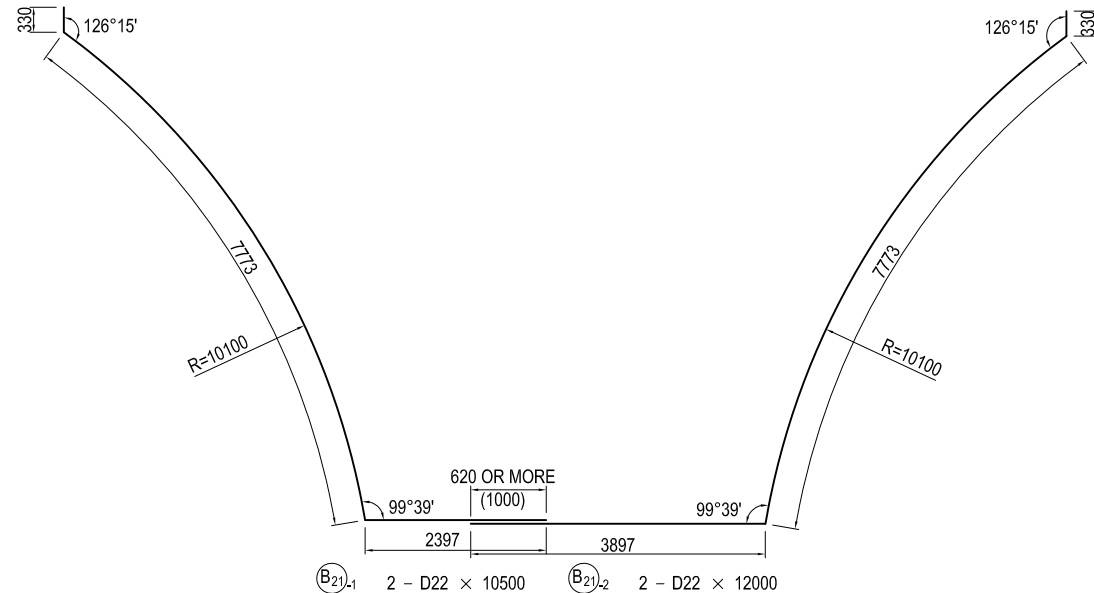
MARKS	DIA.	NOS. OF BARS	LENGTH L	TOTAL LENGTH ΣL
B18-3 1	D22	1	2228	10331
2	"	1	2646	10749
3	"	1	2976	11079
4	"	1	3228	11331
5	"	1	3442	11545
6	"	1	3647	11750
7	"	1	3488	11591
8	"	1	3308	11411
9	"	1	3100	11203
10	"	1	2857	10960
11	"	1	2560	10663
12	"	1	2166	10269
AVE		12	2971	11074

B19-1 15 - D22 × 9460 (AVE)

MARKS	DIA.	NOS. OF BARS	LENGTH L	TOTAL LENGTH ΣL
B19-1 1	D22	1	873	8976
2	"	1	1120	9223
3	"	1	1320	9423
4	"	1	1480	9583
5	"	1	1607	9710
6	"	1	1695	9798
7	"	1	1720	9823
8	"	1	1666	9769
9	"	1	1600	9703
10	"	1	1522	9625
11	"	1	1372	9475
12	"	1	1252	9355
13	"	1	1149	9252
14	"	1	1035	9138
15	"	1	908	9011
AVE		15	1355	9458

B19-3 15 - D22 × 10940 (AVE)

MARKS	DIA.	NOS. OF BARS	LENGTH L	TOTAL LENGTH ΣL
B19-3 1	D22	1	2353	10456
2	"	1	2600	10703
3	"	1	2800	10903
4	"	1	2960	11063
5	"	1	3087	11190
6	"	1	3176	11279
7	"	1	3200	11303
8	"	1	3146	11249
9	"	1	3080	11183
10	"	1	3002	11105
11	"	1	2852	10955
12	"	1	2732	10835
13	"	1	2629	10732
14	"	1	2515	10618
15	"	1	2388	10491
AVE		15	2835	10938



B20-1 7 - D22 × 9850 (AVE)

MARKS	DIA.	NOS. OF BARS	LENGTH L1	LENGTH L2	TOTAL LENGTH ΣL
B20-1 1	D22	1	7740	1461	9861
2	"	1	7680	1510	9850
3	"	1	7651	1533	9844
4	"	1	7650	1534	9844
5	"	1	7665	1522	9847
6	"	1	7685	1506	9851
7	"	1	7712	1484	9856
AVE		7	7683	1507	9850

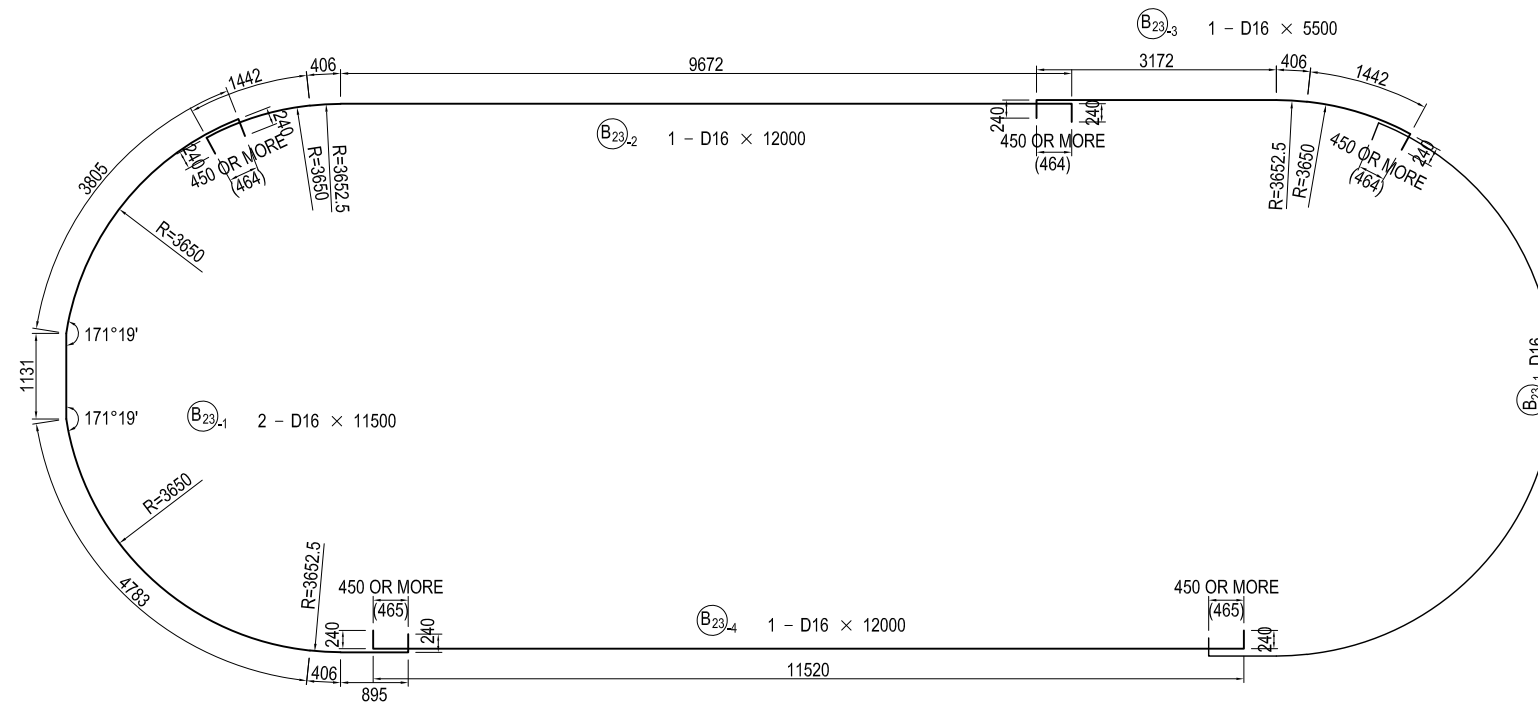
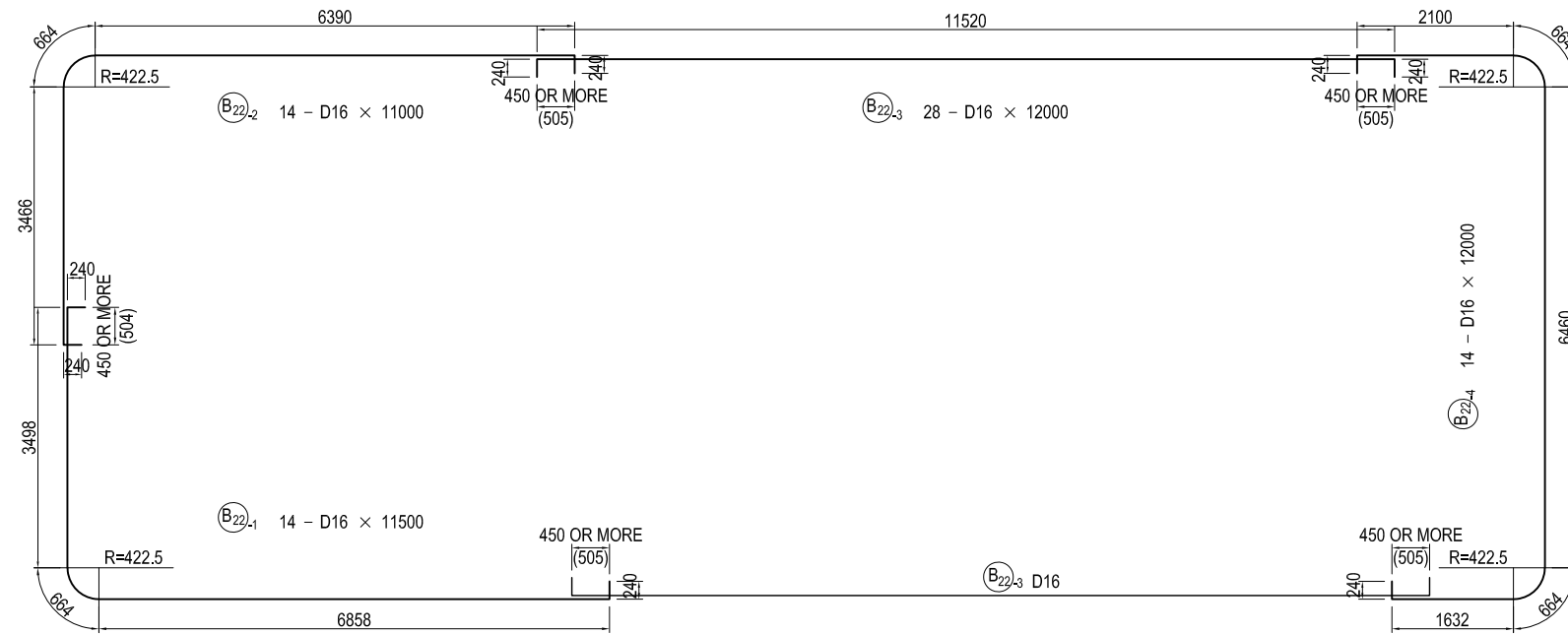
B20-3 7 - D22 × 11430 (AVE)

MARKS	DIA.	NOS. OF BARS	LENGTH L1	LENGTH L2	TOTAL LENGTH ΣL
B20-3 1	D22	1	7740	3041	11441
2	"	1	7680	3090	11430
3	"	1	7651	3113	11424
4	"	1	7650	3114	11424
5	"	1	7665	3102	11427
6	"	1	7685	3086	11431
7	"	1	7712	3064	11436
AVE		7	7683	3087	11430

USE MATERIALS

BEAM-COLUMN	CONCRETE	BAR
	σ _{ck} = 30 N/mm ²	SD345

BAR ARRANGEMENT OF P10 PIER (13) S=1:100 BEAM



USE MATERIALS

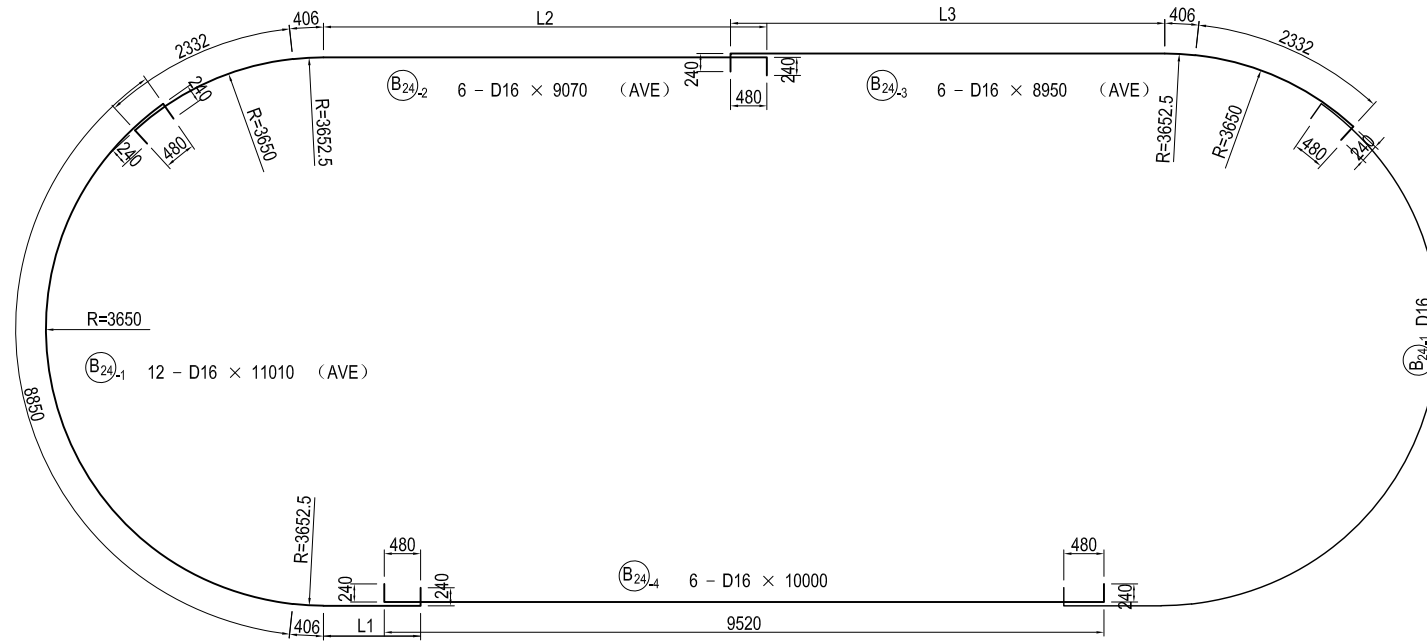
	CONCRETE	BAR
BEAM-COLUMN	$\sigma_{ck} = 30 \text{ N/mm}^2$	SD345

PROJECT NAME DETAILED DESIGN ON BAGO RIVER BRIDGE CONSTRUCTION PROJECT	FINANCED BY JAPAN INTERNATIONAL COOPERATION AGENCY	COUNTERPART REPUBLIC OF THE UNION OF MYANMAR MINISTRY OF CONSTRUCTION DEPARTMENT OF BRIDGE	JICA STUDY TEAM NIPPON KOEI CO., LTD. ORIENTAL CONSULTANTS GLOBAL CO., LTD. METROPOLITAN EXPRESSWAY COMPANY LIMITED CHODAI CO., LTD. NIPPON ENGINEERING CONSULTANTS CO., LTD.	NAME	SIGNATURE	DATE	DRAWING TITLE BAR ARRANGEMENT OF P10 PIER (13)	PACKAGE 1 DWG No. P1-CS-2015	
				PREPARED BY	S.TOKUMARU				27. Nov.2017
				CHECKED BY	T. HAYAKAWA				28. Nov.2017
				APPROVED BY	Y. SANO				29. Nov.2017

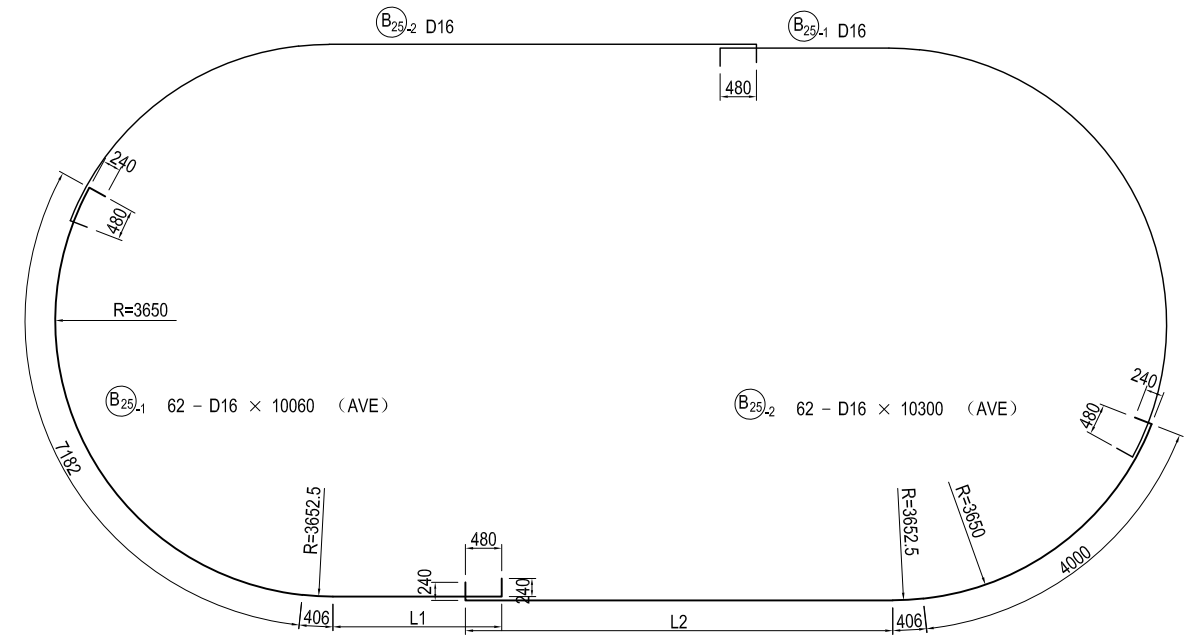
BAR ARRANGEMENT OF P10 PIER (14) S=1:100 BEAM

MARKS	DIA.	NOS. OF BARS	LENGTH L2	TOTAL LENGTH ΣL	
B24-2	1	D16	1	6293	9511
2	"	1	6106	9324	
3	"	1	5927	9145	
4	"	1	5756	8974	
5	"	1	5593	8811	
6	"	1	5437	8655	
AVE		6	5852	9070	

MARKS	DIA.	NOS. OF BARS	LENGTH L3	TOTAL LENGTH ΣL	
B24-3	1	D16	1	6173	9391
2	"	1	5986	9204	
3	"	1	5807	9025	
4	"	1	5636	8854	
5	"	1	5473	8691	
6	"	1	5317	8535	
AVE		6	5732	8950	



MARKS	DIA.	NOS. OF BARS	LENGTH L1	TOTAL LENGTH ΣL	
B24-1	1	D16	2	1713	11449
2	"	2	1526	11262	
3	"	2	1347	11083	
4	"	2	1176	10912	
5	"	2	1013	10749	
6	"	2	857	10593	
AVE		12	1272	11008	

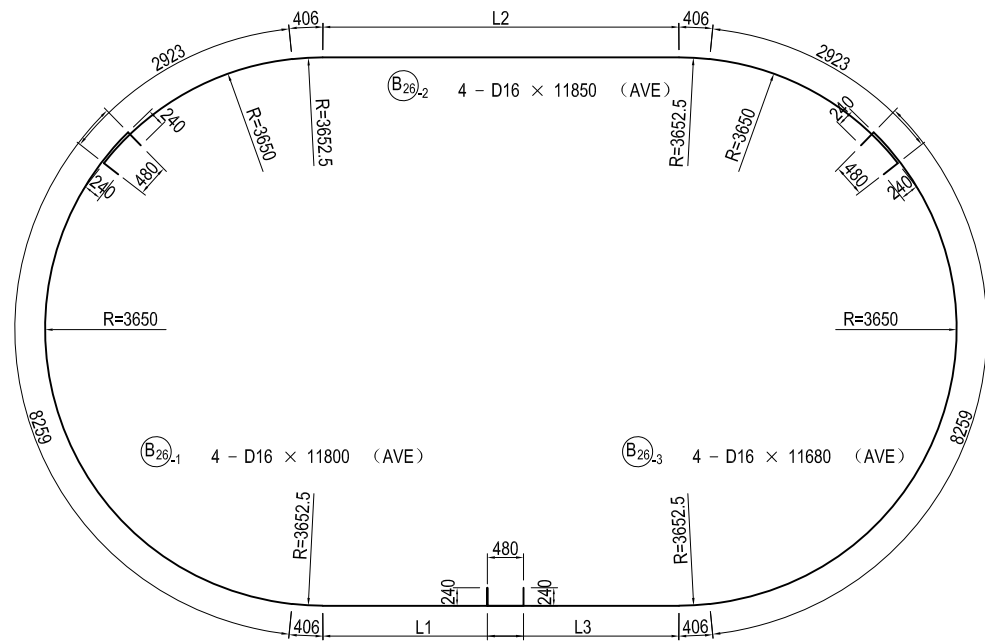


MARKS	DIA.	NOS. OF BARS	LENGTH L1	TOTAL LENGTH ΣL	
B25-1	1	D16	2	3518	11586
2	"	2	3374	11442	
3	"	2	3236	11304	
4	"	2	3104	11172	
5	"	2	2977	11045	
6	"	2	2854	10922	
7	"	2	2737	10805	
8	"	2	2624	10692	
9	"	2	2515	10583	
10	"	2	2410	10478	
11	"	2	2309	10377	
12	"	2	2213	10281	
13	"	2	2119	10187	
14	"	2	2030	10098	
15	"	2	1944	10012	
16	"	2	1861	9929	
17	"	2	1781	9849	
18	"	2	1705	9773	
19	"	2	1632	9700	
20	"	2	1562	9630	
21	"	2	1495	9563	
22	"	2	1430	9498	
23	"	2	1369	9437	
24	"	2	1310	9378	
25	"	2	1255	9323	
26	"	2	1201	9269	
27	"	2	1151	9219	
28	"	2	1103	9171	
29	"	2	1057	9125	
30	"	2	1015	9083	
31	"	2	974	9042	
AVE		62	1996	10064	

MARKS	DIA.	NOS. OF BARS	LENGTH L2	TOTAL LENGTH ΣL	
B25-2	1	D16	2	6938	11824
2	"	2	6794	11680	
3	"	2	6656	11542	
4	"	2	6524	11410	
5	"	2	6397	11283	
6	"	2	6274	11160	
7	"	2	6157	11043	
8	"	2	6044	10930	
9	"	2	5935	10821	
10	"	2	5830	10716	
11	"	2	5729	10615	
12	"	2	5633	10519	
13	"	2	5539	10425	
14	"	2	5450	10336	
15	"	2	5364	10250	
16	"	2	5281	10167	
17	"	2	5201	10087	
18	"	2	5125	10011	
19	"	2	5052	9938	
20	"	2	4982	9868	
21	"	2	4915	9801	
22	"	2	4850	9736	
23	"	2	4789	9675	
24	"	2	4730	9616	
25	"	2	4675	9561	
26	"	2	4621	9507	
27	"	2	4571	9457	
28	"	2	4523	9409	
29	"	2	4477	9363	
30	"	2	4435	9321	
31	"	2	4394	9280	
AVE		62	5416	10302	

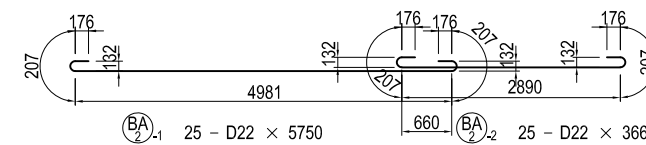
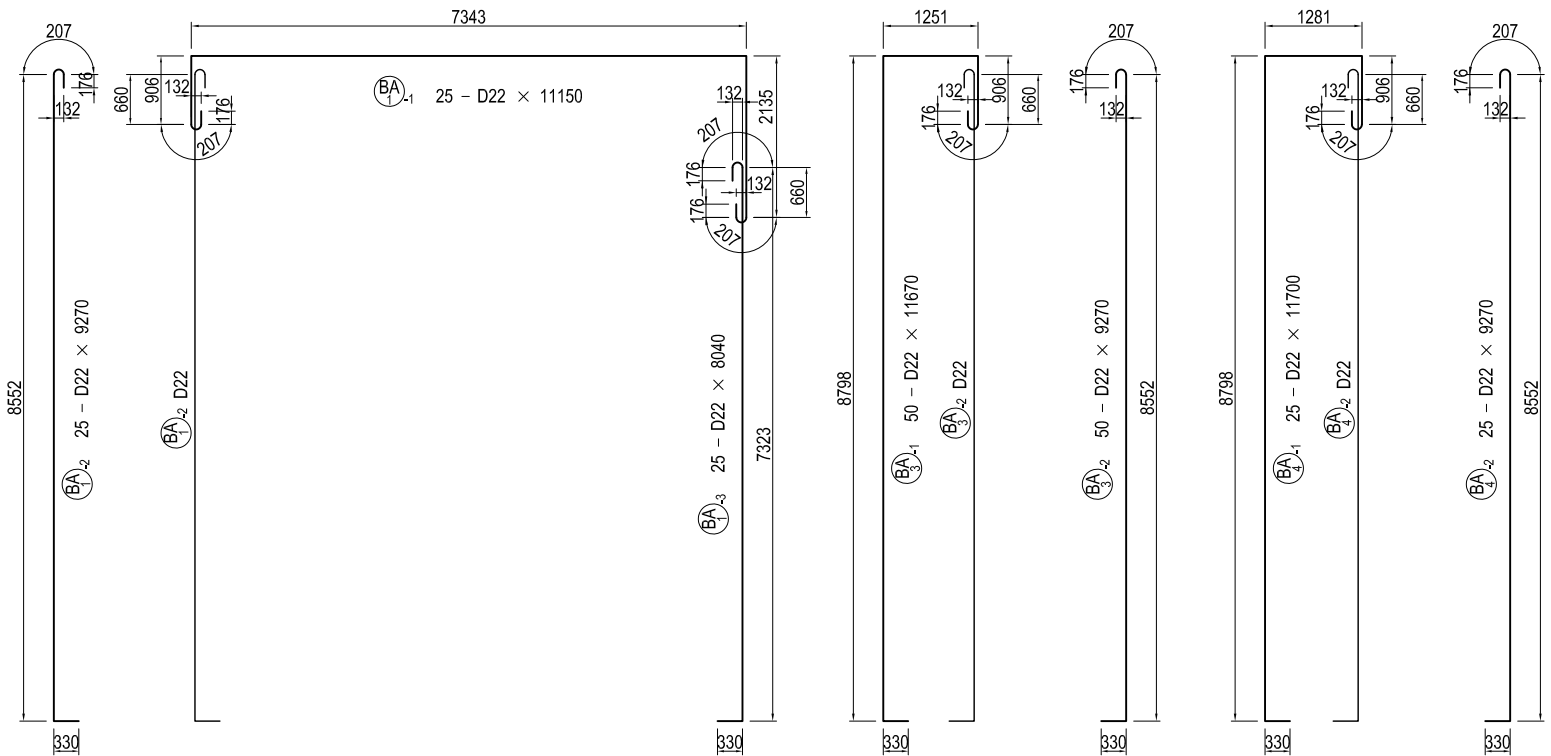
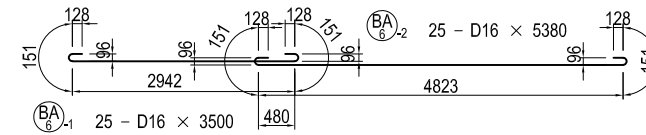
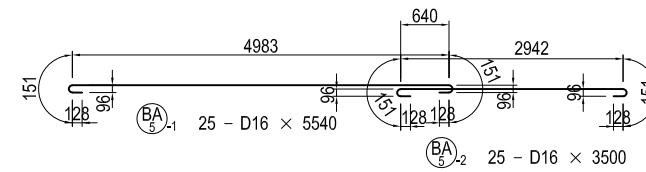
BAR ARRANGEMENT OF P10 PIER (15) S=1:100 BEAM

MARKS	DIA.	NOS. OF BARS	LENGTH L2	TOTAL LENGTH ΣL
B26-2	1	D16	4813	11951
2	"	1	4742	11880
3	"	1	4676	11814
4	"	1	4614	11752
AVE		4	4711	11849



MARKS	DIA.	NOS. OF BARS	LENGTH L1	TOTAL LENGTH ΣL
B26-1	1	D16	2706	11851
2	"	1	2671	11816
3	"	1	2638	11783
4	"	1	2607	11752
AVE		4	2656	11801

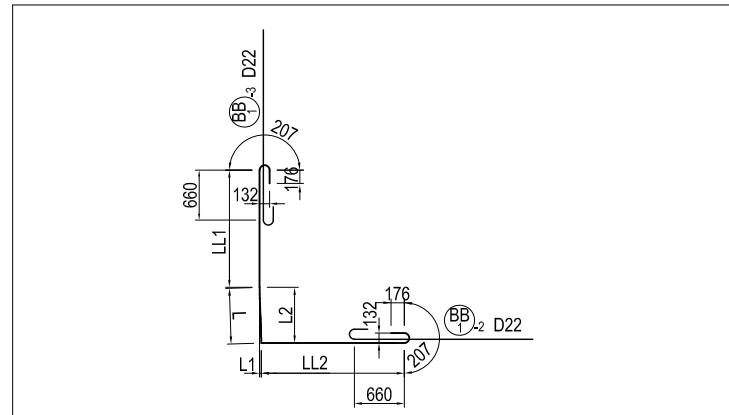
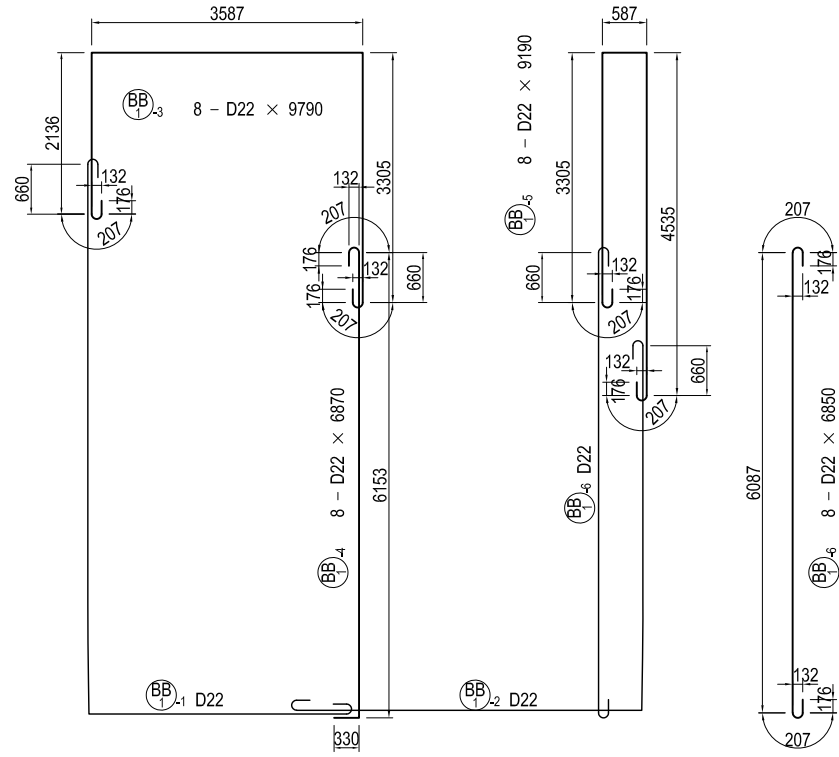
MARKS	DIA.	NOS. OF BARS	LENGTH L3	TOTAL LENGTH ΣL
B26-3	1	D16	2586	11731
2	"	1	2551	11696
3	"	1	2518	11663
4	"	1	2487	11632
AVE		4	2536	11681



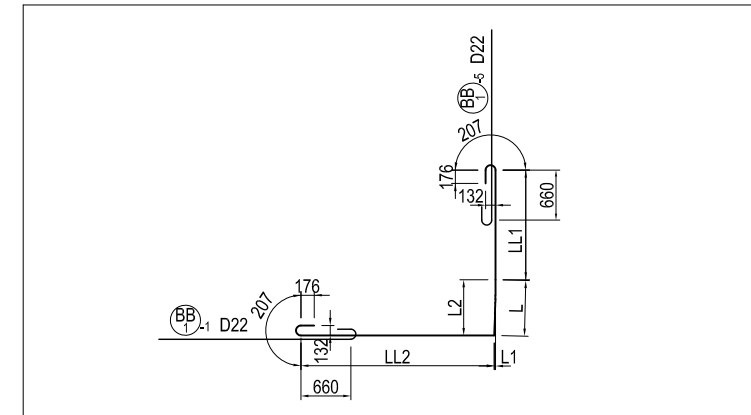
USE MATERIALS

	CONCRETE	BAR
BEAM-COLUMN	σ _{ck} = 30 N/mm ²	SD345

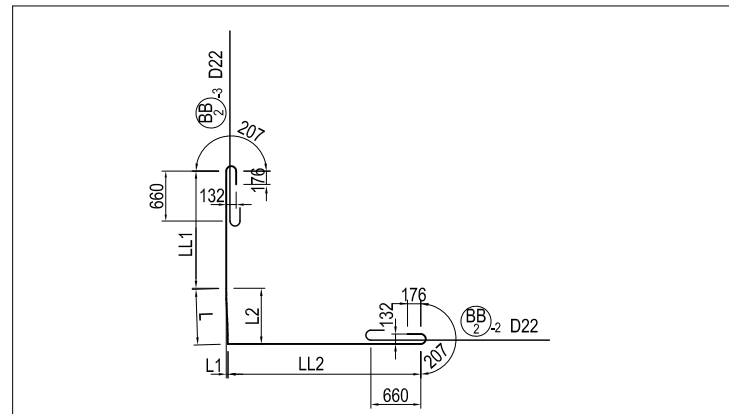
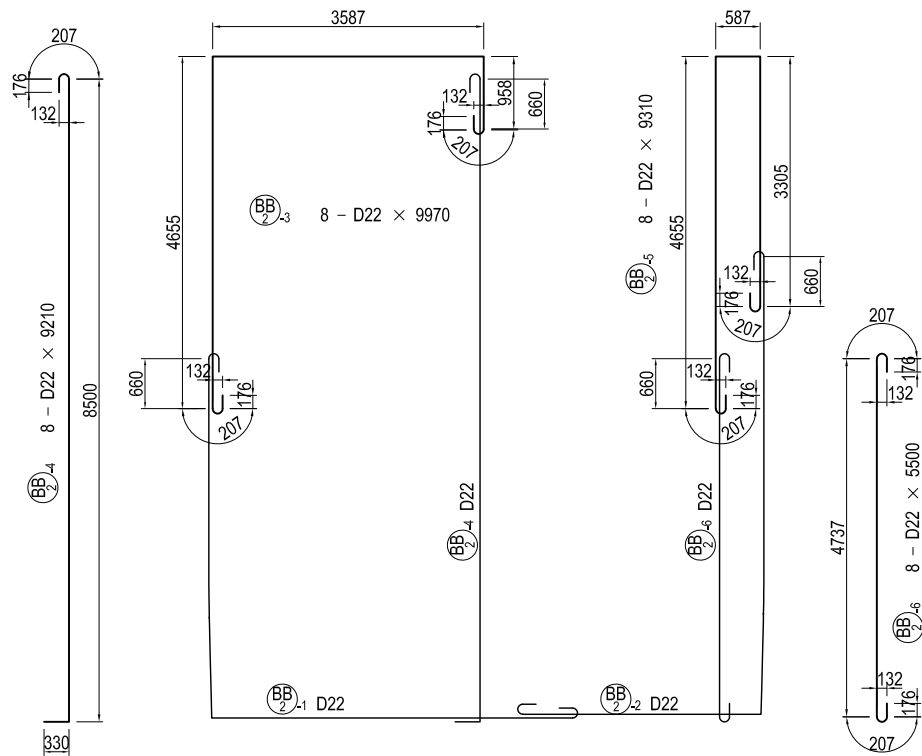
BAR ARRANGEMENT OF P10 PIER (16) S=1:100 BEAM



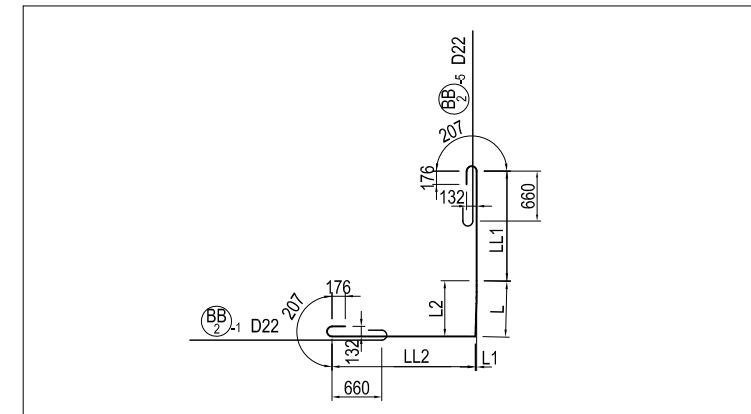
MARKS	DIA.	NOS. OF BARS	LENGTH L	LENGTH L1	LENGTH L2	LENGTH LL1	LENGTH LL2	TOTAL LENGTH ΣL	
BB1 ₁	1	D22	2	1472	15	1472	5850	3407	11495
	2	"	2	2385	72	2384	4938	3349	11438
	3	"	2	3287	193	3281	4041	3229	11323
	4	"	2	4012	311	3998	3324	3111	11213
AVE		8	2789			4538	3274		11367



MARKS	DIA.	NOS. OF BARS	LENGTH L	LENGTH L1	LENGTH L2	LENGTH LL1	LENGTH LL2	TOTAL LENGTH ΣL	
BB1 ₂	1	D22	2	1472	15	1472	3451	4567	10256
	2	"	2	2385	72	2384	2539	4509	10199
	3	"	2	3287	193	3281	1642	4389	10084
	4	"	2	4012	311	3998	925	4271	9974
AVE		8	2789			2139	4434		10128



MARKS	DIA.	NOS. OF BARS	LENGTH L	LENGTH L1	LENGTH L2	LENGTH LL1	LENGTH LL2	TOTAL LENGTH ΣL	
BB2 ₁	1	D22	2	1765	38	1765	3038	4723	10292
	2	"	2	2695	106	2693	2110	4656	10227
	3	"	2	3521	245	3511	1292	4516	10095
	4	"	2	4194	409	4172	631	4353	9944
AVE		8	3044			1768	4562		10140

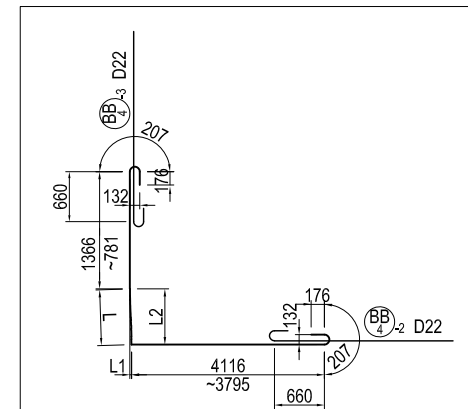
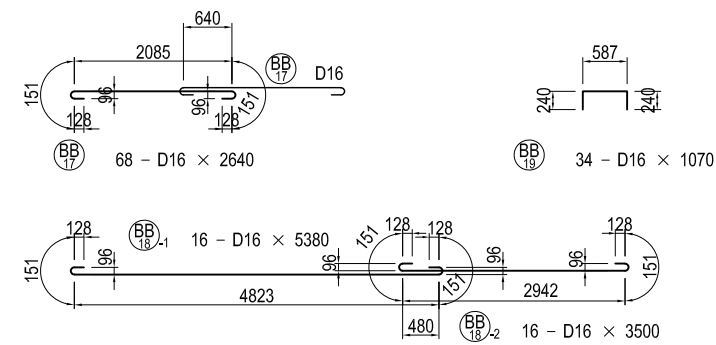
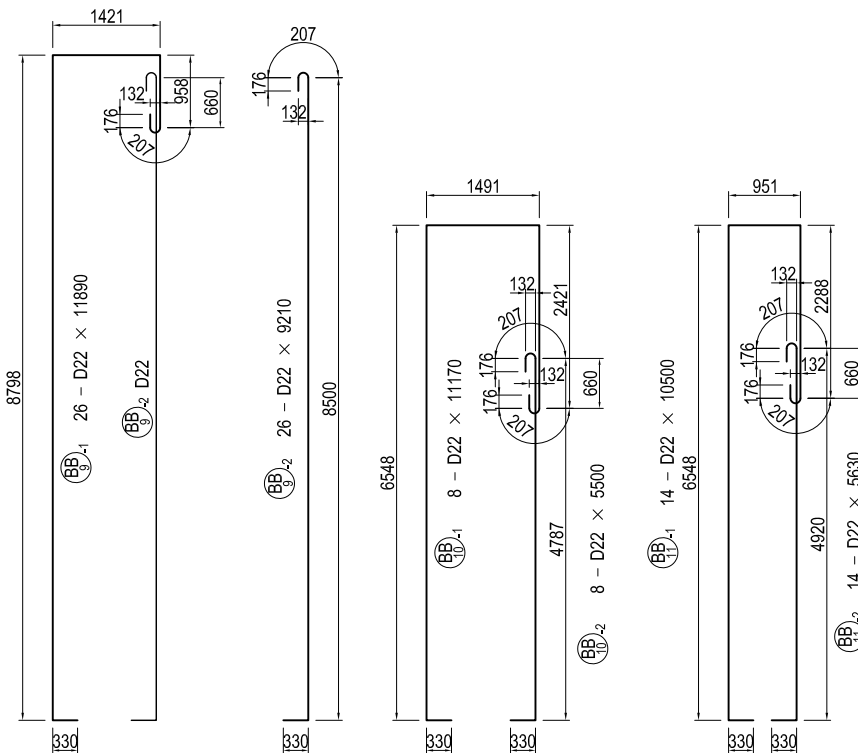
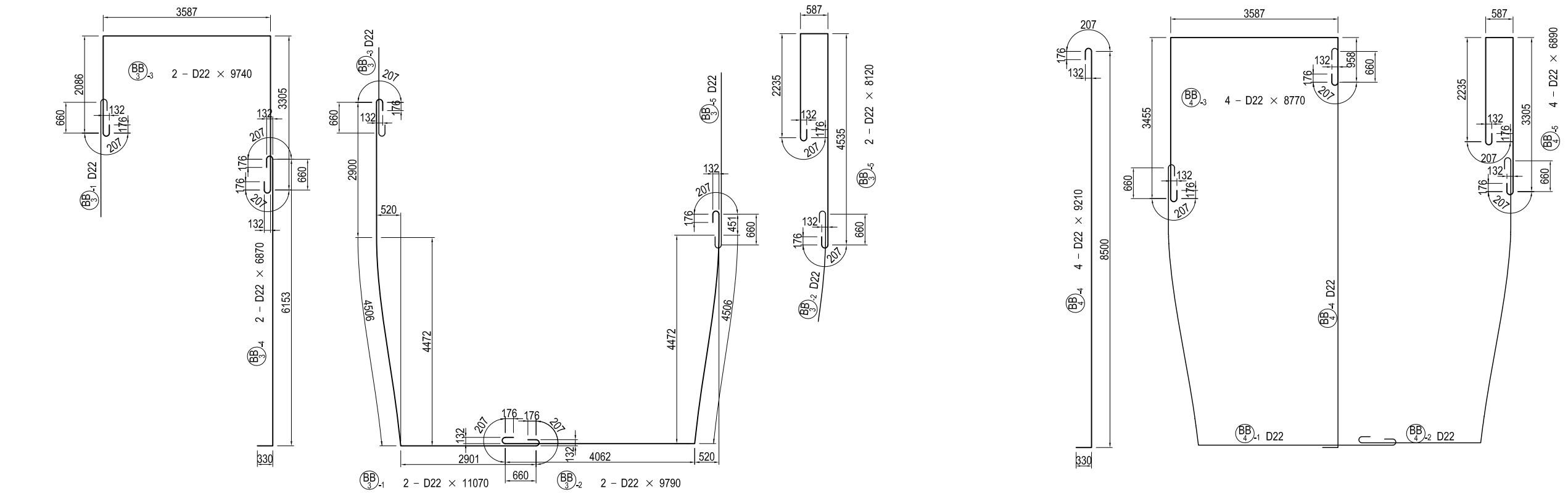


MARKS	DIA.	NOS. OF BARS	LENGTH L	LENGTH L1	LENGTH L2	LENGTH LL1	LENGTH LL2	TOTAL LENGTH ΣL	
BB2 ₂	1	D22	2	1765	38	1765	4388	3203	10122
	2	"	2	2695	106	2693	3460	3136	10057
	3	"	2	3521	245	3511	2642	2996	9925
	4	"	2	4194	409	4172	1981	2833	9774
AVE		8	3044			3118	3042		9970

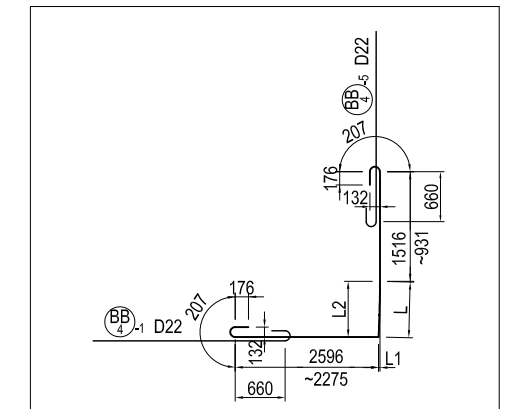
USE MATERIALS

	CONCRETE	BAR
BEAM-COLUMN	σ _{ck} = 30 N/mm ²	SD345

BAR ARRANGEMENT OF P10 PIER (17) S=1:100 BEAM



MARKS	DIA.	NOS. OF BARS	LENGTH L	LENGTH L1	LENGTH L2
BB4-1 1	D22	2	4686	645	4637
2	"	2	5321	967	5222
AVE		4	5004		

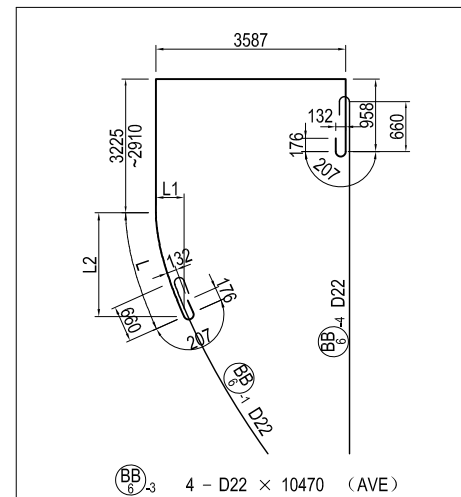
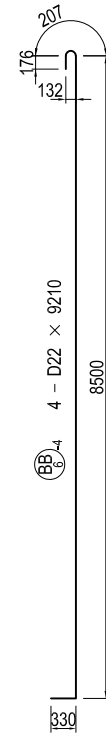
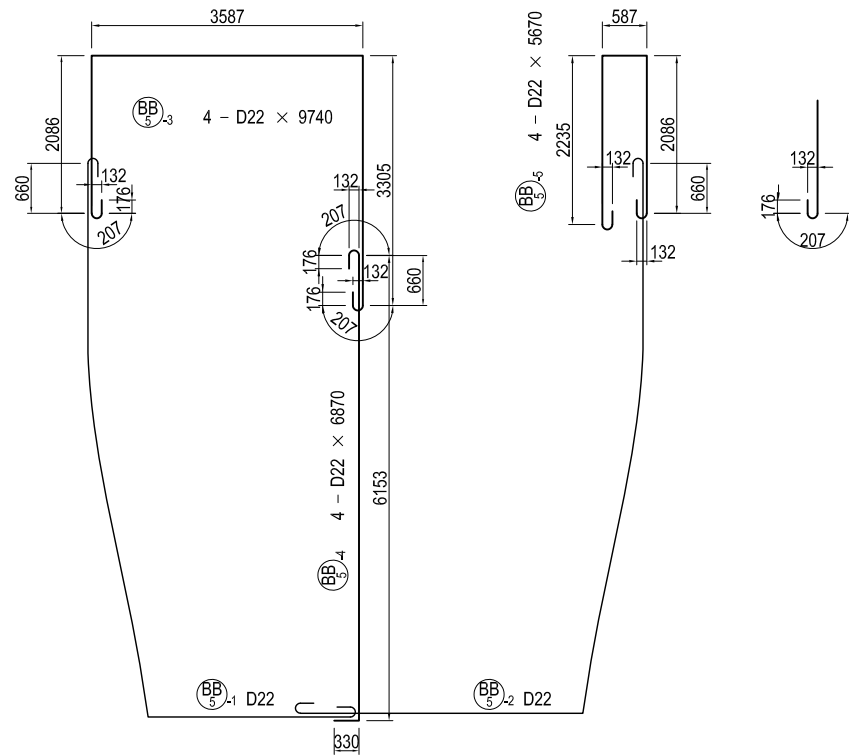


MARKS	DIA.	NOS. OF BARS	LENGTH L	LENGTH L1	LENGTH L2
BB4-2 1	D22	2	4686	645	4637
2	"	2	5321	967	5222
AVE		4	5004		

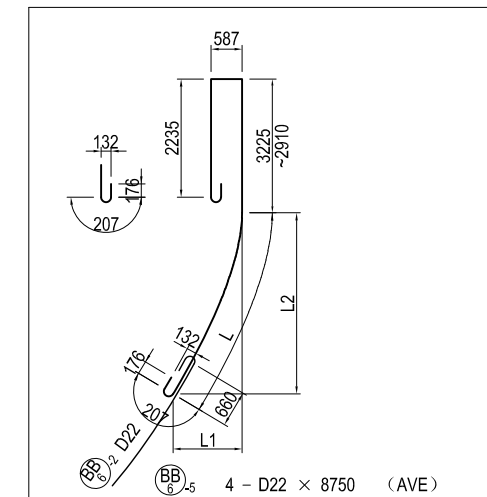
USE MATERIALS

	CONCRETE	BAR
BEAM-COLUMN	σ _{ck} = 30 N/mm ²	SD345

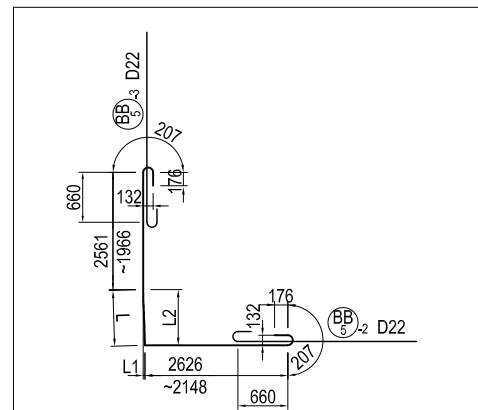
BAR ARRANGEMENT OF P10 PIER (18) S=1:100 BEAM



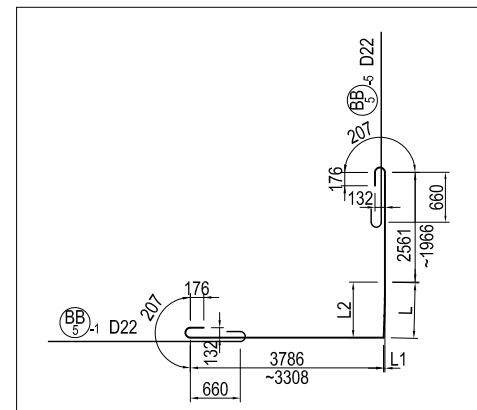
MARKS	DIA.	NOS. OF BARS	LENGTH L	LENGTH L1	LENGTH L2
BB6-3 1	D22	2	1925	341	1888
2	"	2	2261	532	2187
AVE		4	2093		



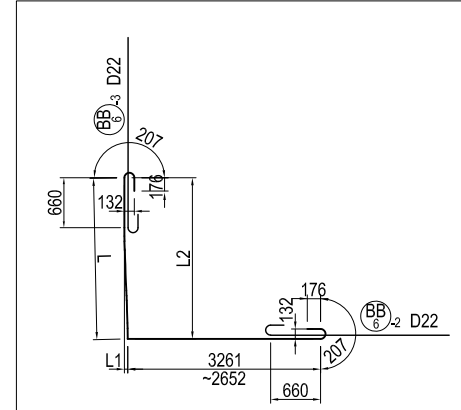
MARKS	DIA.	NOS. OF BARS	LENGTH L	LENGTH L1	LENGTH L2
BB6-5 1	D22	2	1925	341	1888
2	"	2	2261	532	2187
AVE		4	2093		



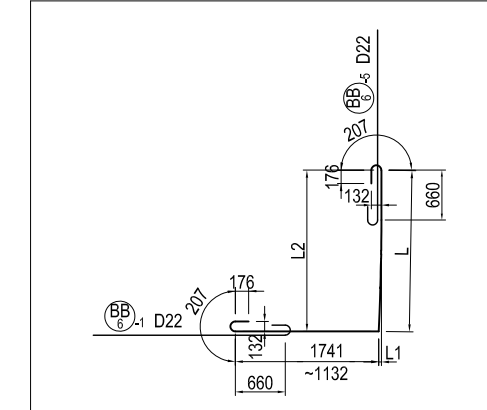
MARKS	DIA.	NOS. OF BARS	LENGTH L	LENGTH L1	LENGTH L2
BB5-1 1	D22	2	4881	796	4811
2	"	2	5567	1274	5406
AVE		4	5224		



MARKS	DIA.	NOS. OF BARS	LENGTH L	LENGTH L1	LENGTH L2
BB5-2 1	D22	2	4881	796	4811
2	"	2	5567	1274	5406
AVE		4	5224		



MARKS	DIA.	NOS. OF BARS	LENGTH L	LENGTH L1	LENGTH L2
BB6-1 1	D22	2	4522	1324	4322
2	"	2	4683	1798	4322
AVE		4	4603		

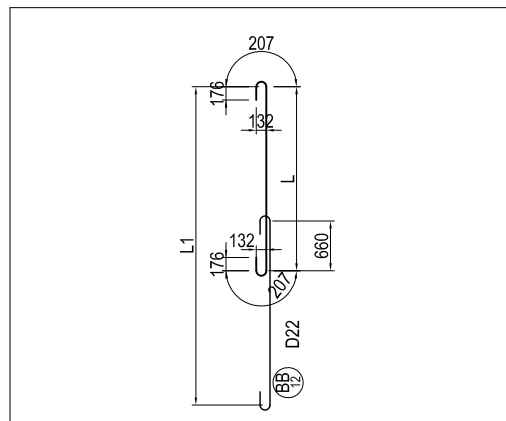
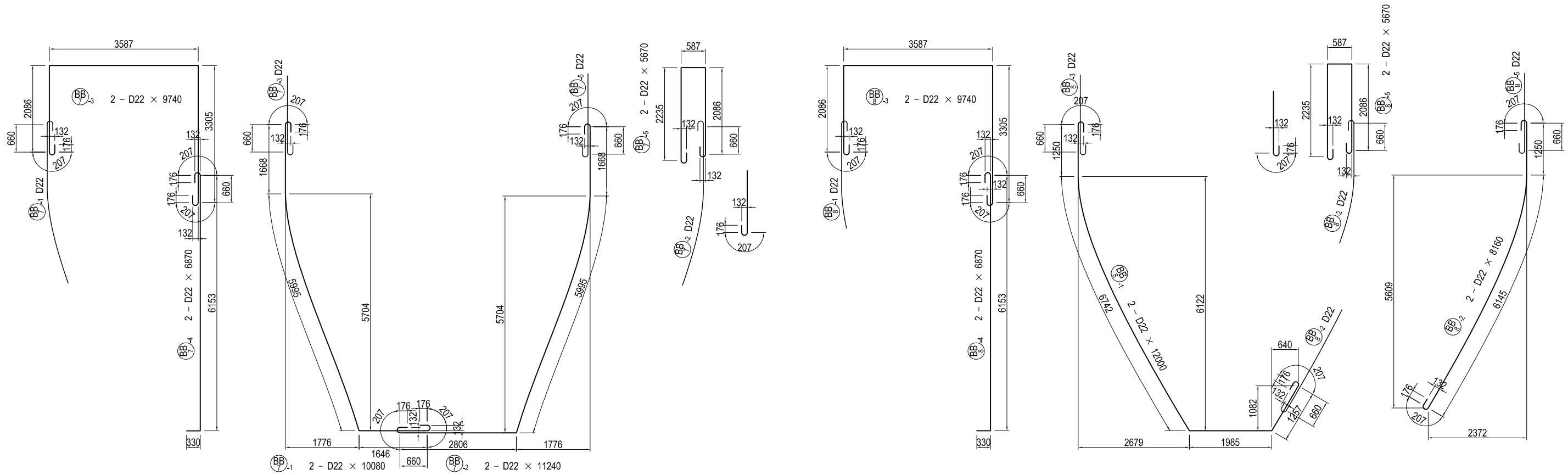


MARKS	DIA.	NOS. OF BARS	LENGTH L	LENGTH L1	LENGTH L2
BB6-2 1	D22	2	4522	1324	4322
2	"	2	4683	1798	4322
AVE		4	4603		

USE MATERIALS

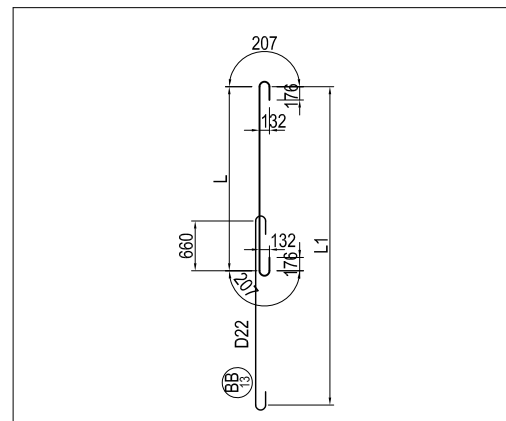
	CONCRETE	BAR
BEAM-COLUMN	$\sigma_{ck} = 30 \text{ N/mm}^2$	SD345

BAR ARRANGEMENT OF P10 PIER (19) S=1:100 BEAM



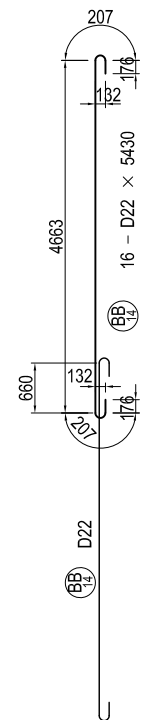
BB12 28 - D22 × 3130 (AVE)

MARKS	DIA.	NOS. OF BARS	LENGTH L	LENGTH L1	TOTAL LENGTH ΣL
BB12 1	D22	4	3237	5813	4003
2	"	4	2871	5082	3637
3	"	4	2458	4255	3224
4	"	4	2253	3845	3019
5	"	4	2063	3466	2829
6	"	4	1903	3145	2669
7	"	4	1731	2802	2497
AVE		28	2359		3125

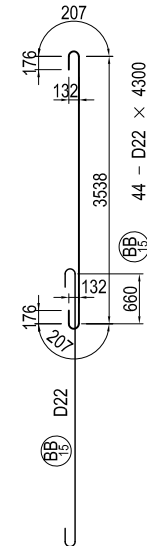


BB13 16 - D22 × 4690 (AVE)

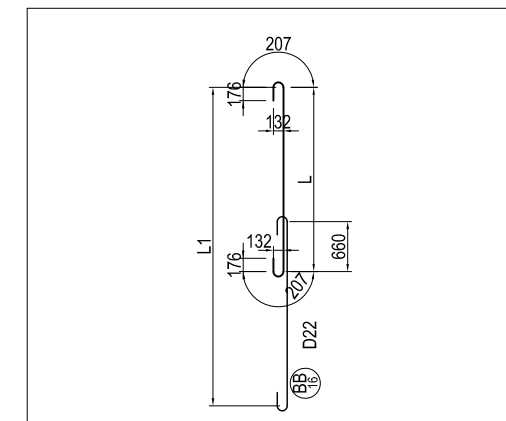
MARKS	DIA.	NOS. OF BARS	LENGTH L	LENGTH L1	TOTAL LENGTH ΣL
BB13 1	D22	4	4377	8093	5143
2	"	4	4040	7419	4806
3	"	4	3771	6882	4537
4	"	4	3508	6356	4274
AVE		16	3924		4690



BB14 16 - D22 × 5430



BB15 44 - D22 × 4300



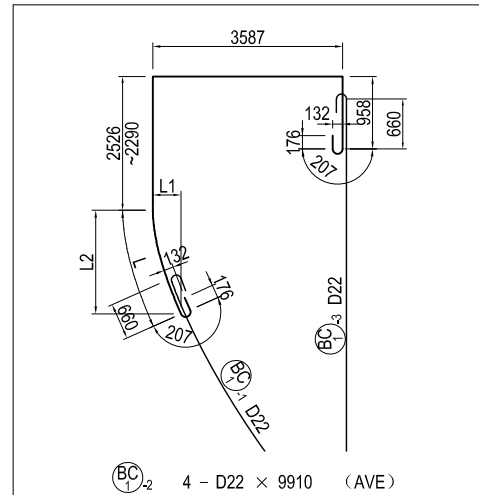
BB16 12 - D22 × 3810 (AVE)

MARKS	DIA.	NOS. OF BARS	LENGTH L	LENGTH L1	TOTAL LENGTH ΣL
BB16 1	D22	4	3288	5915	4054
2	"	4	3100	5540	3866
3	"	4	2751	4842	3517
AVE		12	3046		3812

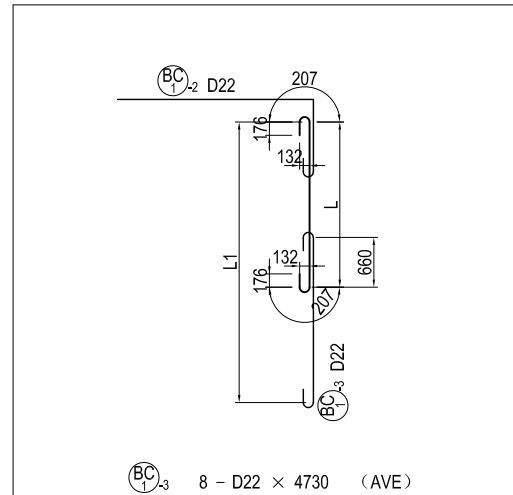
USE MATERIALS

	CONCRETE	BAR
BEAM-COLUMN	σ _{ck} = 30 N/mm ²	SD345

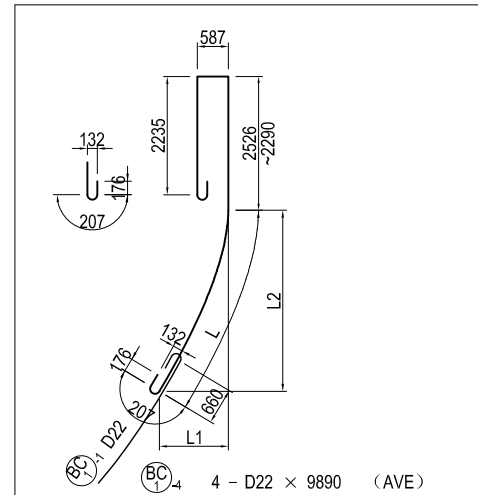
BAR ARRANGEMENT OF P10 PIER (20) S=1:100 BEAM



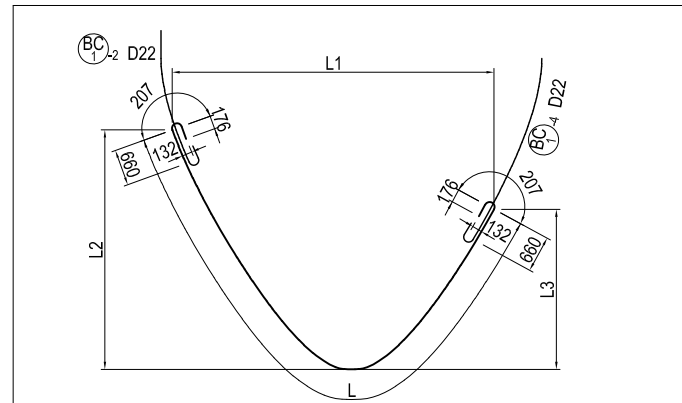
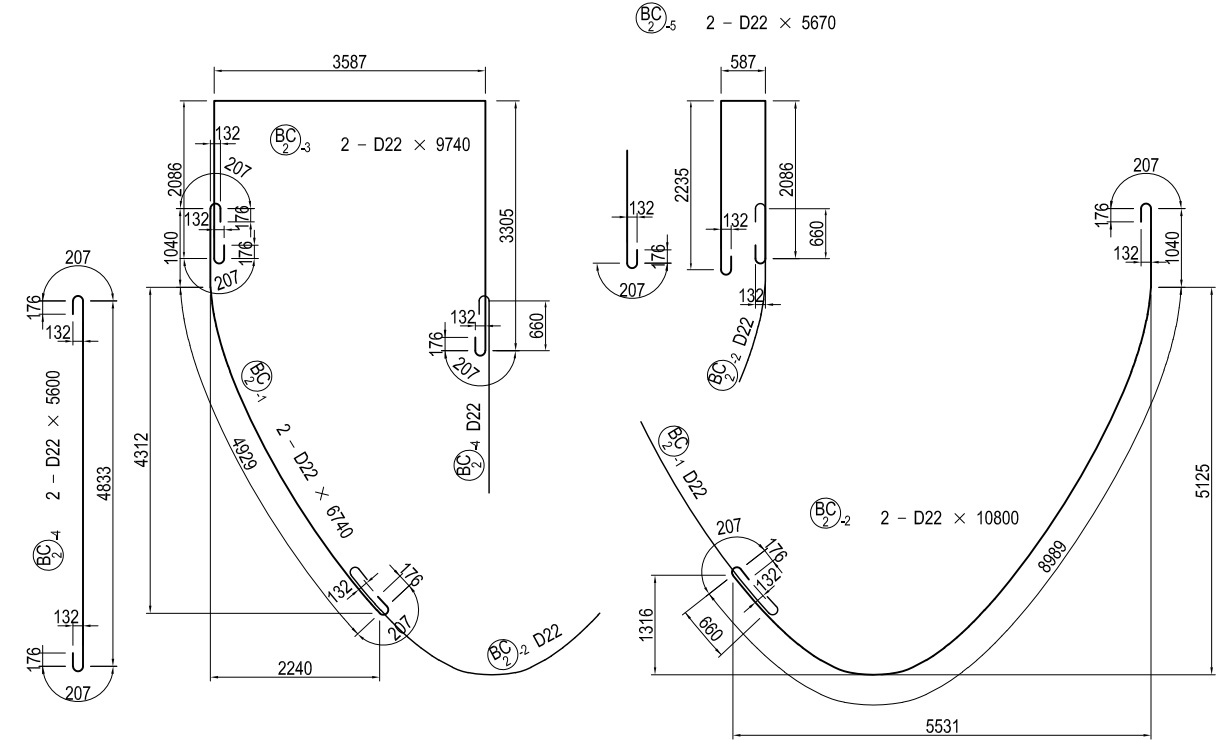
MARKS	DIA.	NOS. OF BARS	LENGTH L	LENGTH L1	LENGTH L2
BC1-2	D22	2	2046	534	1961
2	"	2	2328	796	2166
AVE		4	2187		



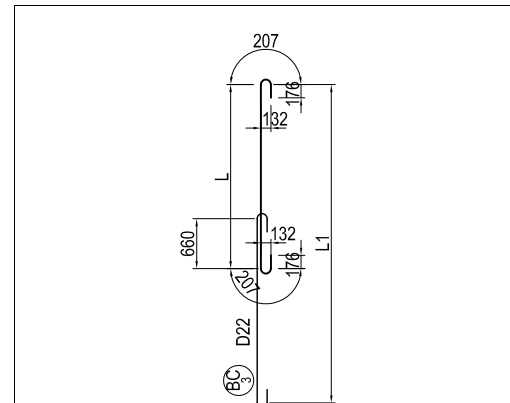
MARKS	DIA.	NOS. OF BARS	LENGTH L	LENGTH L1	TOTAL LENGTH ΣL
BC1-3	D22	4	4301	7941	5067
2	"	4	3626	6591	4392
AVE		8	3964		4730



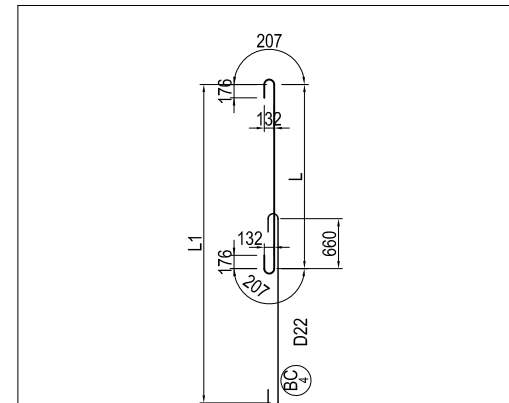
MARKS	DIA.	NOS. OF BARS	LENGTH L	LENGTH L1	LENGTH L2
BC1-4	D22	2	3699	1304	3423
2	"	2	4096	1829	3597
AVE		4	3898		



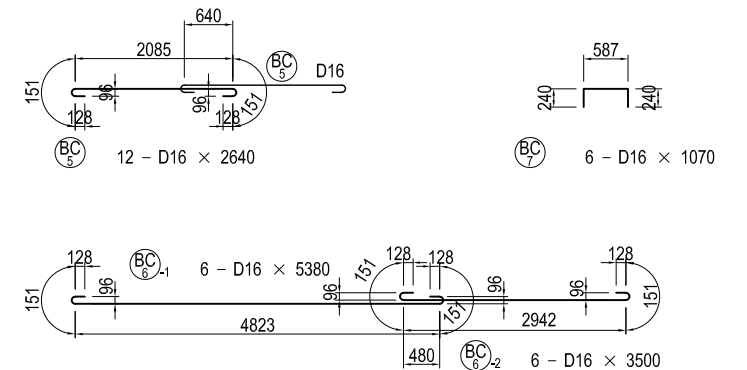
MARKS	DIA.	NOS. OF BARS	LENGTH L	LENGTH L1	LENGTH L2	LENGTH L3	TOTAL LENGTH ΣL
BC1-1	D22	2	10012	6081	4524	3024	10778
2	"	2	7535	5449	3135	1635	8301
AVE		4	8774				9540



MARKS	DIA.	NOS. OF BARS	LENGTH L	LENGTH L1	TOTAL LENGTH ΣL
BC3	D22	4	3281	5901	4047
2	"	4	4186	7712	4952
3	"	4	3088	5515	3854
4	"	4	3862	7063	4628
5	"	4	2913	5166	3679
6	"	4	3597	6533	4363
AVE		24	3488		4254



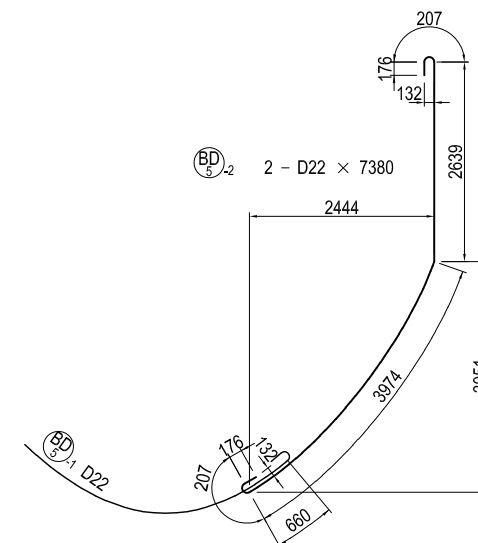
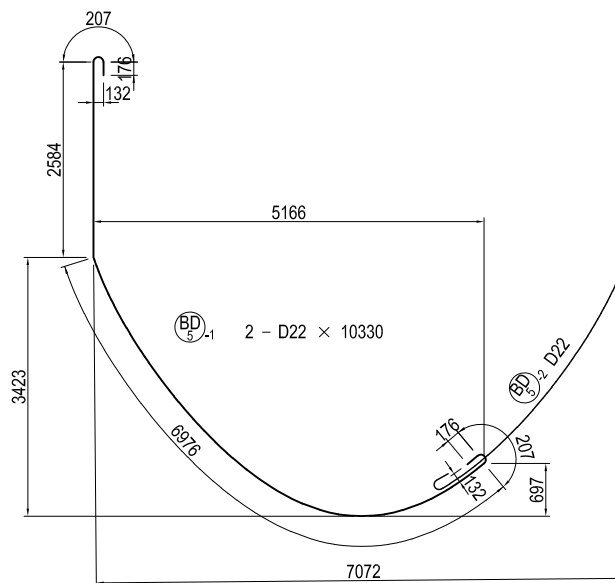
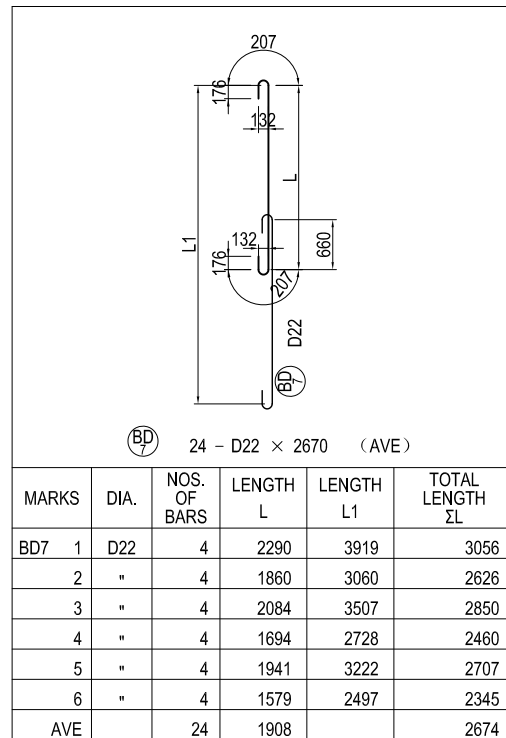
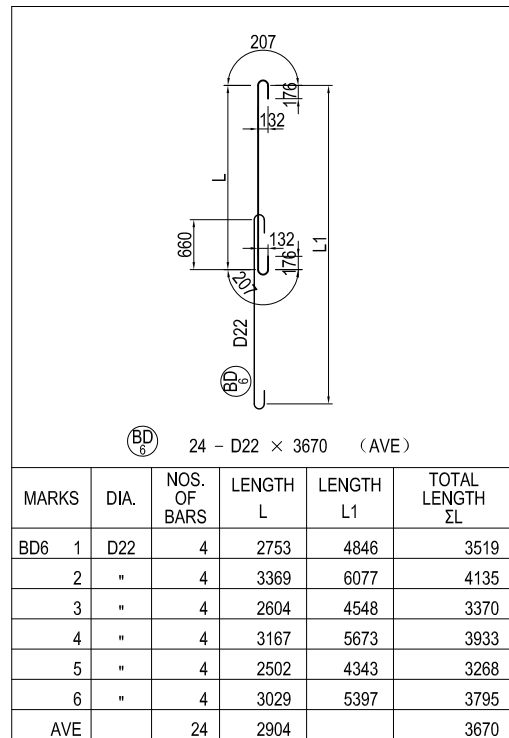
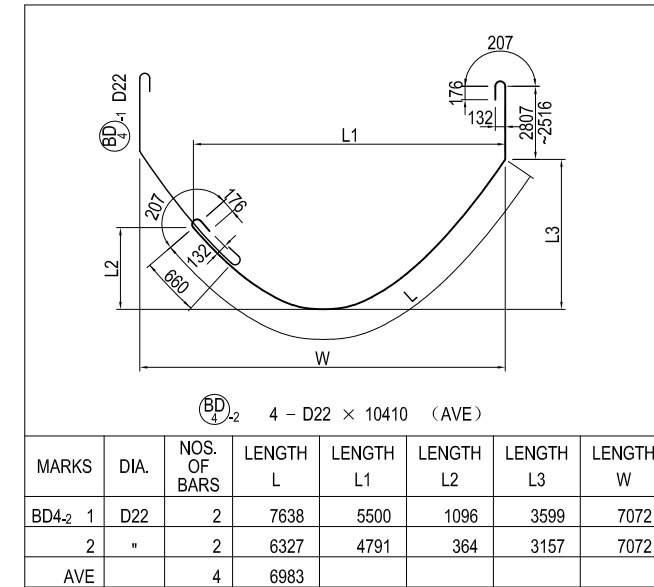
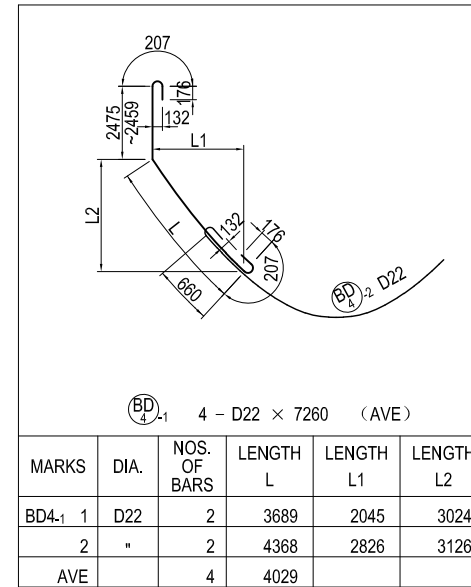
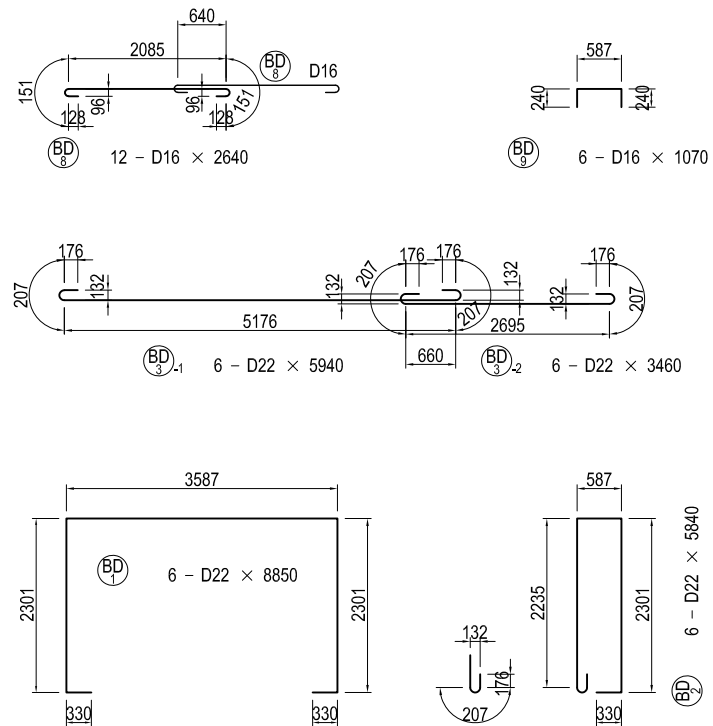
MARKS	DIA.	NOS. OF BARS	LENGTH L	LENGTH L1	TOTAL LENGTH ΣL
BC4	D22	4	3142	5624	3908
2	"	4	2471	4282	3237
3	"	4	1563	2465	2329
4	"	4	2800	4939	3566
5	"	4	2243	3826	3009
6	"	4	1420	2179	2186
7	"	4	2525	4389	3291
8	"	4	2042	3423	2808
9	"	4	1287	1913	2053
AVE		36	2166		2932



USE MATERIALS

BEAM-COLUMN	CONCRETE	BAR
	σ _{ck} = 30 N/mm ²	SD345

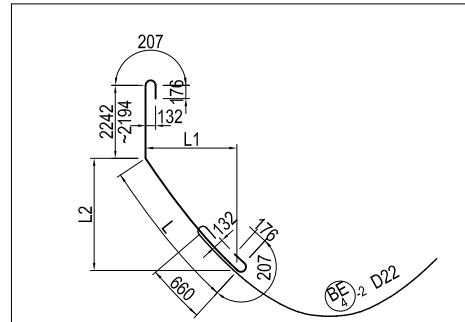
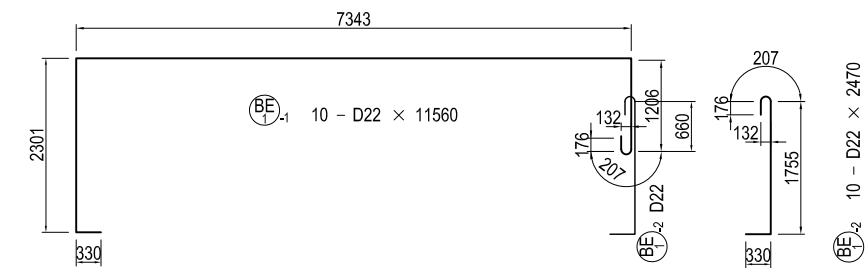
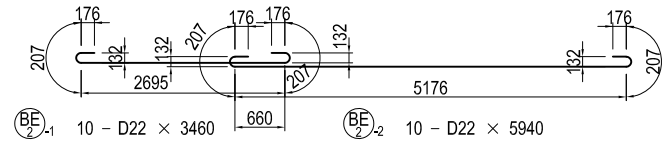
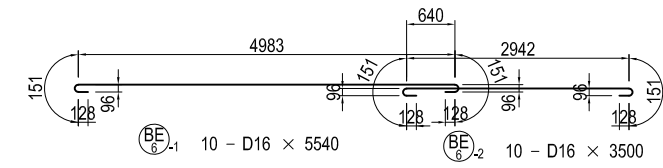
BAR ARRANGEMENT OF P10 PIER (21) S=1:100 BEAM



USE MATERIALS

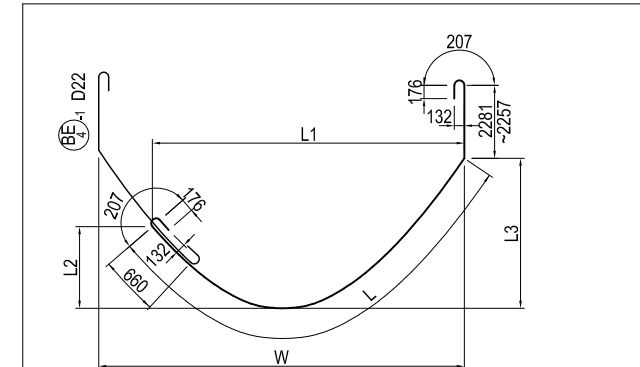
	CONCRETE	BAR
BEAM-COLUMN	σ _{ck} = 30 N/mm ²	SD345

BAR ARRANGEMENT OF P10 PIER (22) S=1:100 BEAM



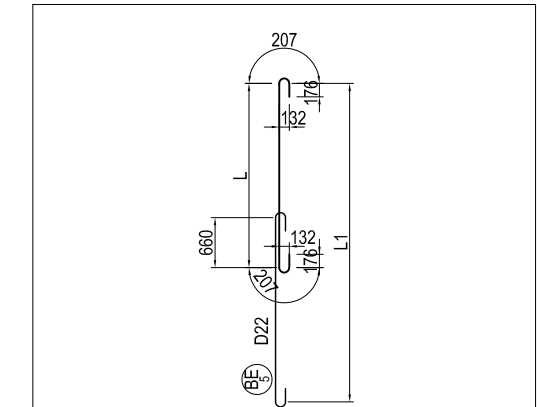
BE₄₋₁ 4 - D22 × 5280 (AVE)

MARKS	DIA.	NOS. OF BARS	LENGTH L	LENGTH L1	LENGTH L2
BE4-1 1	D22	2	2168	1260	1749
2	"	2	2426	1699	1697
AVE		4	2297		



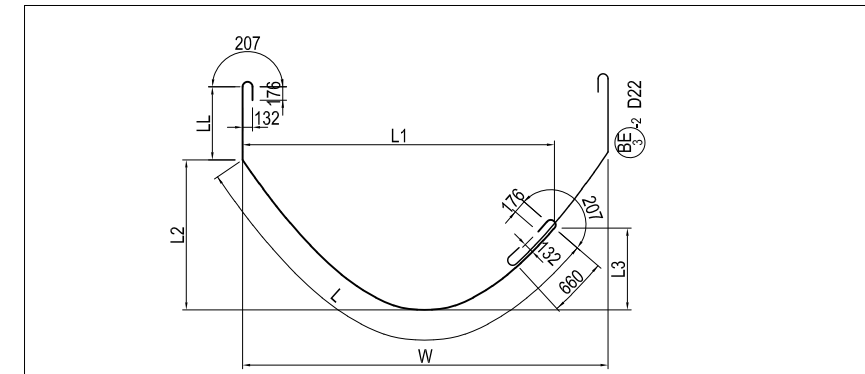
BE₄₋₂ 4 - D22 × 10320 (AVE)

MARKS	DIA.	NOS. OF BARS	LENGTH L	LENGTH L1	LENGTH L2	LENGTH L3	LENGTH W
BE4-2 1	D22	2	7985	6253	1547	2787	7072
2	"	2	6588	5586	873	2125	6752
AVE		4	7287				



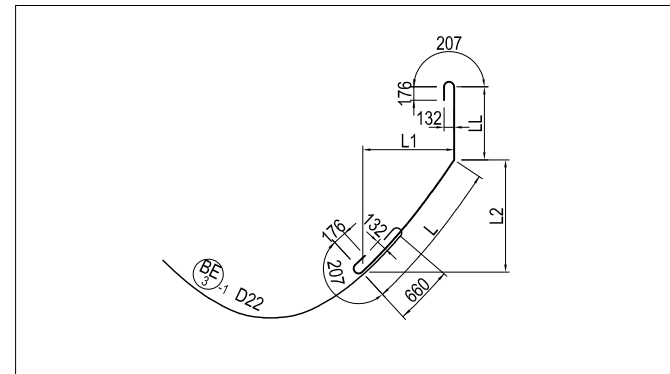
BE₅ 80 - D22 × 3180 (AVE)

MARKS	DIA.	NOS. OF BARS	LENGTH L	LENGTH L1	TOTAL LENGTH ΣL
BE5 1	D22	4	2403	4146	3169
2	"	4	2900	5140	3666
3	"	4	2935	5210	3701
4	"	4	2595	4529	3361
5	"	4	2277	3893	3043
6	"	4	2742	4823	3508
7	"	4	2773	4886	3539
8	"	4	2458	4256	3224
9	"	4	2107	3554	2873
10	"	4	2525	4390	3291
11	"	4	2554	4447	3320
12	"	4	2270	3879	3036
13	"	4	2016	3372	2782
14	"	4	2413	4165	3179
15	"	4	2441	4222	3207
16	"	4	2171	3681	2937
17	"	4	1930	3199	2696
18	"	4	2306	3952	3072
19	"	4	2332	4003	3098
20	"	4	2077	3493	2843
AVE		80	2411		3177



BE₃₋₁ 6 - D22 × 10290 (AVE)

MARKS	DIA.	NOS. OF BARS	LENGTH L	LENGTH L1	LENGTH L2	LENGTH L3	LENGTH LL	LENGTH W	TOTAL LENGTH ΣL
BE3-1 1	D22	2	8554	6442	3092	1903	2346	7072	11666
2	"	2	7045	5832	2307	1107	2310	6752	10121
3	"	2	6028	5236	1895	679	2294	6422	9088
AVE		6	7209				2317		10292



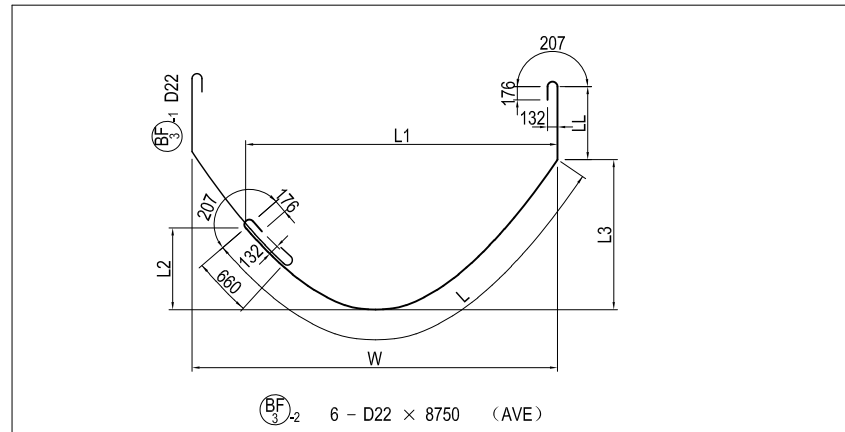
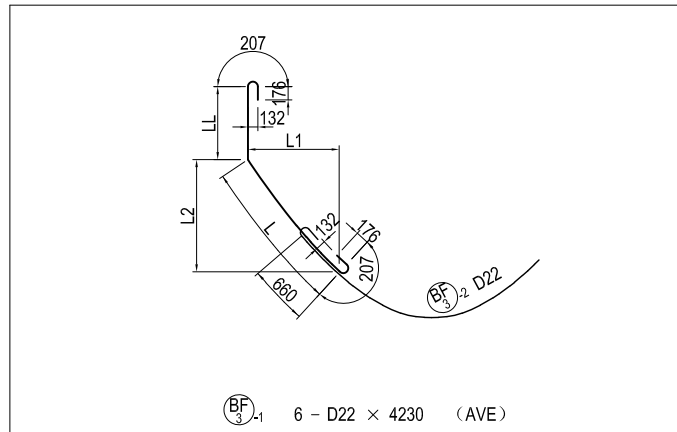
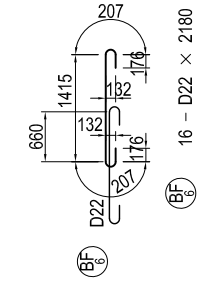
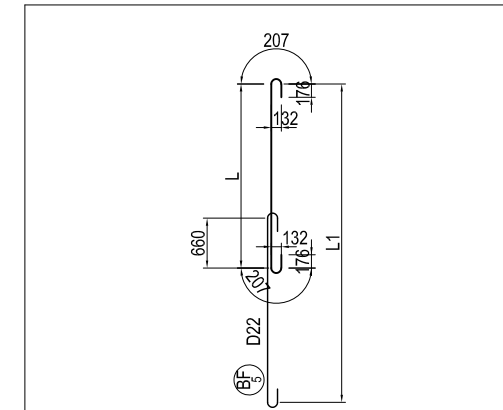
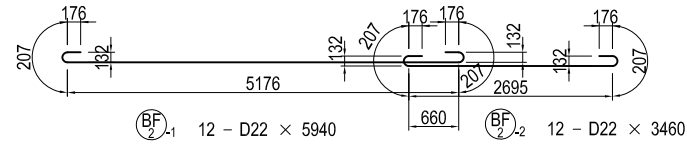
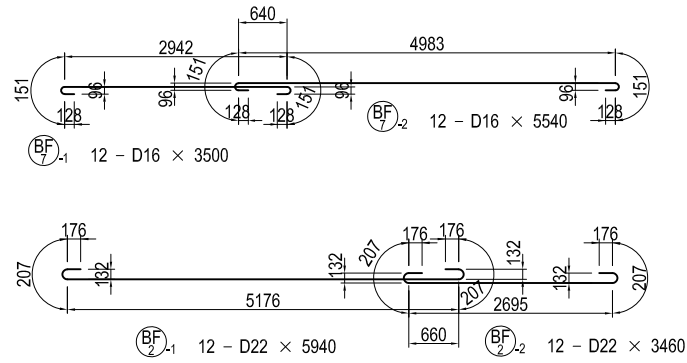
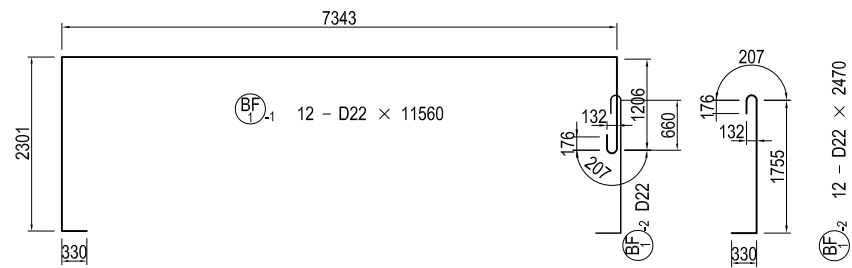
BE₃₋₂ 6 - D22 × 5270 (AVE)

MARKS	DIA.	NOS. OF BARS	LENGTH L	LENGTH L1	LENGTH L2	LENGTH LL	TOTAL LENGTH ΣL
BE3-2 1	D22	2	1934	1035	1622	2401	5101
2	"	2	2123	1426	1555	2378	5267
3	"	2	2299	1755	1455	2389	5454
AVE		6	2119			2389	5274

USE MATERIALS

BEAM-COLUMN	CONCRETE	BAR
	σ _{ck} = 30 N/mm ²	SD345

BAR ARRANGEMENT OF P10 PIER (23) S=1:100 BEAM

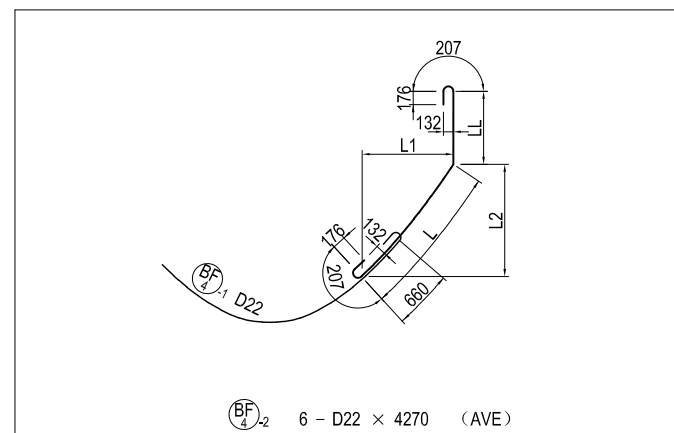
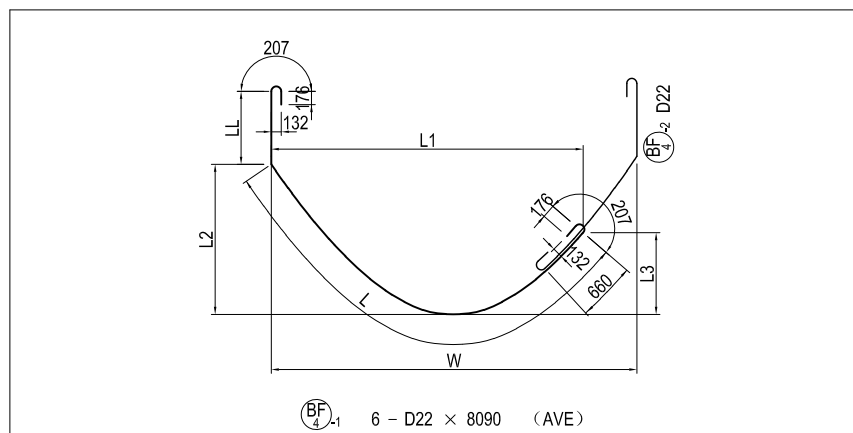


MARKS	DIA.	NOS. OF BARS	LENGTH L	LENGTH L1	LENGTH L2	LENGTH LL	TOTAL LENGTH ΣL
BF3-1	D22	2	1031	745	709	2337	4134
2	"	2	1086	886	626	2342	4194
3	"	2	1310	1167	587	2280	4356
AVE		6	1142			2320	4228

MARKS	DIA.	NOS. OF BARS	LENGTH L	LENGTH L1	LENGTH L2	LENGTH L3	LENGTH LL	LENGTH W	TOTAL LENGTH ΣL
BF3-2	D22	2	6942	6021	1333	1701	2241	6272	9949
2	"	2	5409	5000	860	915	2554	5332	8729
3	"	2	4372	4172	485	648	2446	4732	7584
AVE		6	5574				2414		8754

BF5 80 - D22 × 2630 (AVE)

MARKS	DIA.	NOS. OF BARS	LENGTH L	LENGTH L1	TOTAL LENGTH ΣL
BF5	D22	4	1833	3005	2599
2	"	4	2188	3716	2954
3	"	4	2212	3763	2978
4	"	4	1972	3284	2738
5	"	4	1741	2822	2507
6	"	4	2077	3493	2843
7	"	4	2099	3538	2865
8	"	4	1873	3085	2639
9	"	4	1654	2648	2420
10	"	4	1972	3284	2738
11	"	4	1993	3326	2759
12	"	4	1779	2898	2545
13	"	4	1572	2483	2338
14	"	4	1873	3086	2639
15	"	4	1893	3126	2659
16	"	4	1690	2720	2456
17	"	4	1779	2898	2545
18	"	4	1798	2936	2564
19	"	4	1648	2635	2414
20	"	4	1665	2670	2431
AVE		80	1866		2632



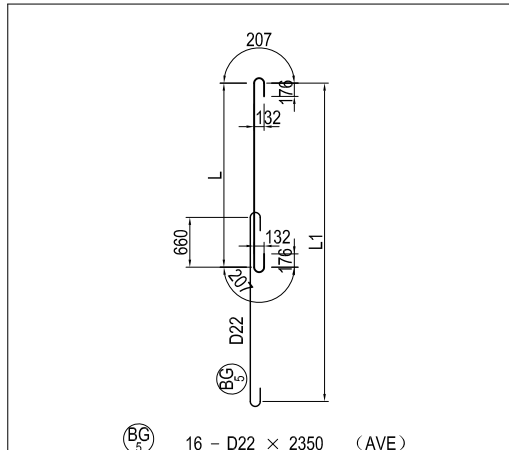
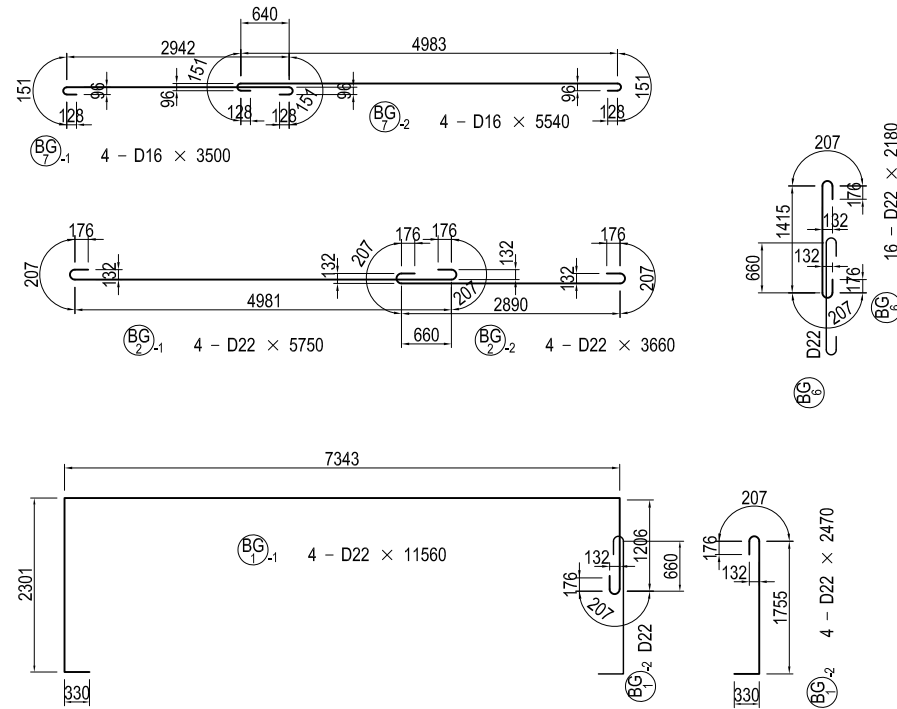
MARKS	DIA.	NOS. OF BARS	LENGTH L	LENGTH L1	LENGTH L2	LENGTH L3	LENGTH LL	LENGTH W	TOTAL LENGTH ΣL
BF4-1	D22	2	6276	5615	1361	1102	2350	5952	9392
2	"	2	5218	4869	947	655	2317	5182	8301
3	"	2	3485	3383	501	212	2321	3982	6572
AVE		6	4993				2329		8088

MARKS	DIA.	NOS. OF BARS	LENGTH L	LENGTH L1	LENGTH L2	LENGTH LL	TOTAL LENGTH ΣL
BF4-2	D22	2	1124	862	717	2291	4181
2	"	2	1006	865	509	2397	4169
3	"	2	1304	1240	391	2375	4445
AVE		6	1145			2354	4265

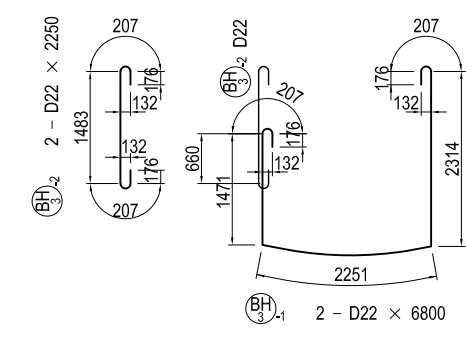
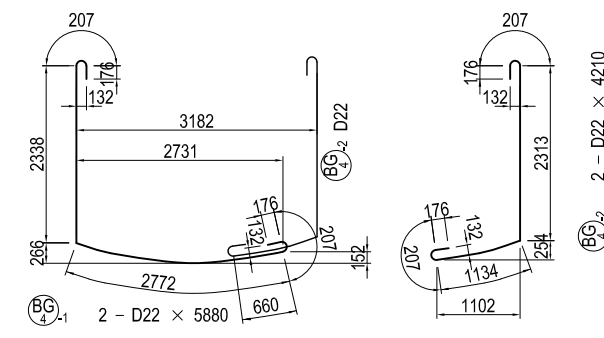
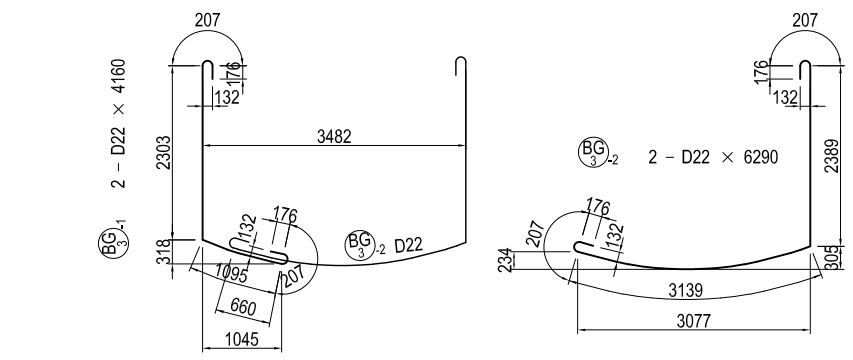
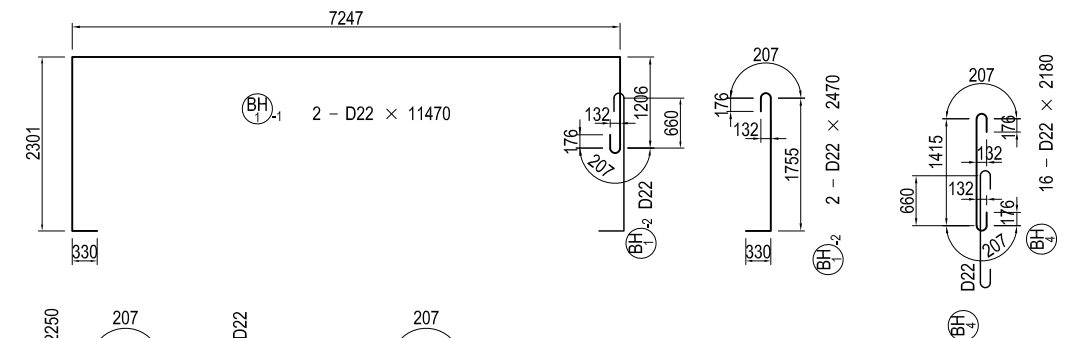
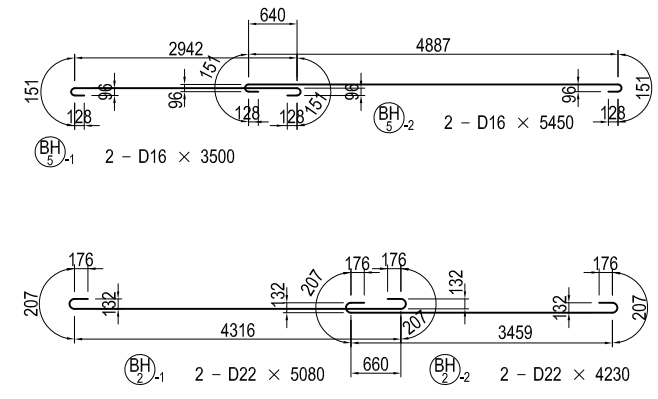
USE MATERIALS

BEAM-COLUMN	CONCRETE	BAR
	σ _{ck} = 30 N/mm ²	SD345

BAR ARRANGEMENT OF P10 PIER (24) S=1:100 BEAM



MARKS	DIA.	NOS. OF BARS	LENGTH L	LENGTH L1	TOTAL LENGTH ΣL
BG5 1	D22	4	1586	2511	2352
2	"	4	1603	2545	2369
3	"	4	1571	2482	2337
4	"	4	1562	2464	2328
AVE		16	1581		2347



USE MATERIALS

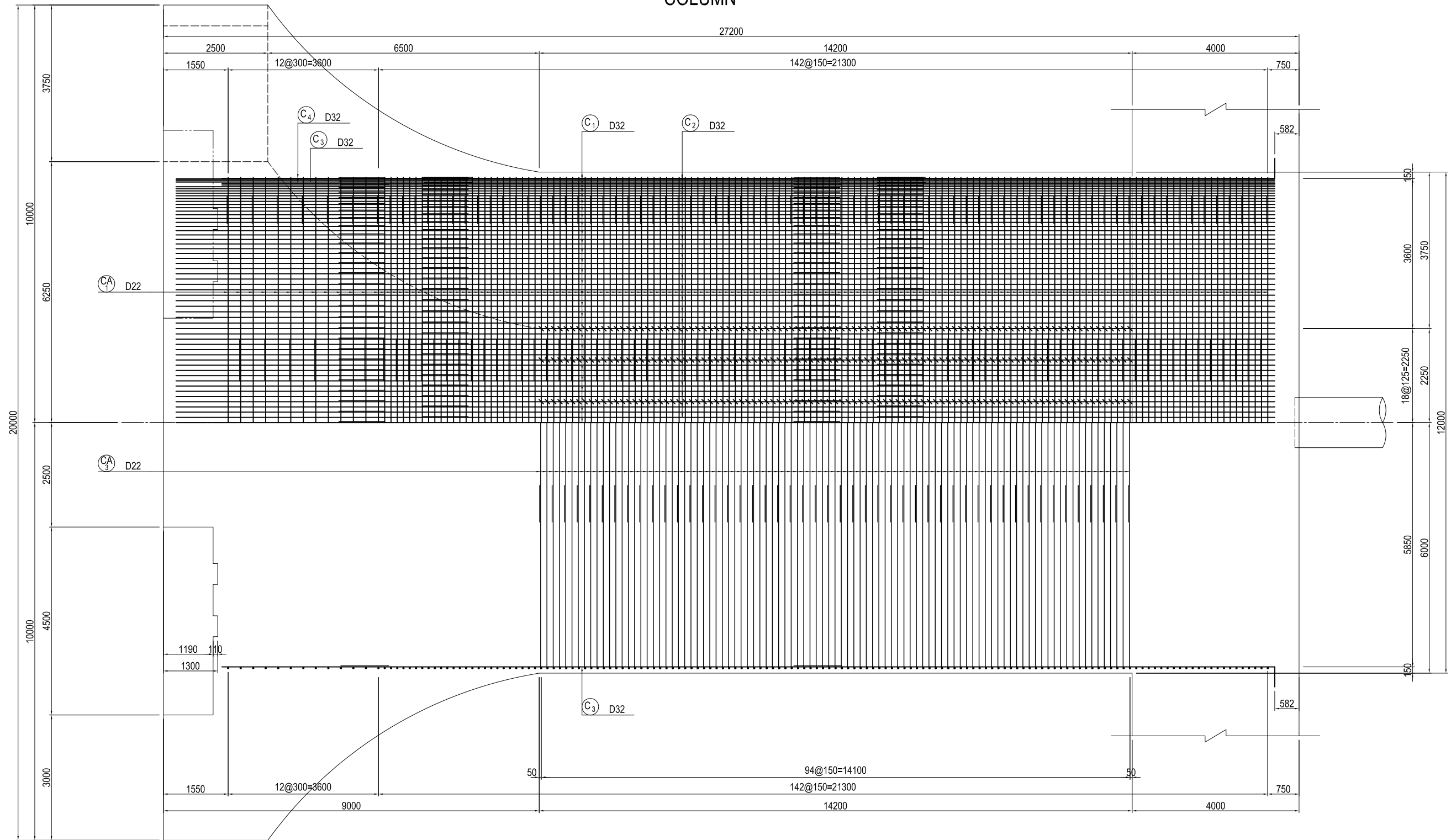
	CONCRETE	BAR
BEAM-COLUMN	σ _{ck} = 30 N/mm ²	SD345

PROJECT NAME DETAILED DESIGN ON BAGO RIVER BRIDGE CONSTRUCTION PROJECT	FINANCED BY JAPAN INTERNATIONAL COOPERATION AGENCY	COUNTERPART REPUBLIC OF THE UNION OF MYANMAR MINISTRY OF CONSTRUCTION DEPARTMENT OF BRIDGE	JICA STUDY TEAM NIPPON KOEI CO., LTD. ORIENTAL CONSULTANTS GLOBAL CO., LTD. METROPOLITAN EXPRESSWAY COMPANY LIMITED CHODAI CO., LTD. NIPPON ENGINEERING CONSULTANTS CO., LTD.	NAME	SIGNATURE	DATE	DRAWING TITLE BAR ARRANGEMENT OF P10 PIER (24)	PACKAGE	
				PREPARED BY	S. TOKUMARU			27. Nov.2017	1
				CHECKED BY	T. HAYAKAWA			28. Nov.2017	DWG No.
				APPROVED BY	Y. SANO			29. Nov.2017	P1-CS-2026

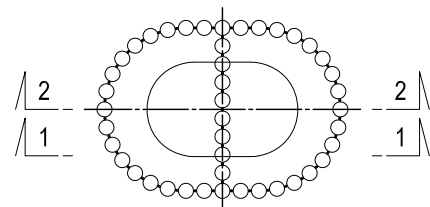
BAR ARRANGEMENT OF P10 PIER (25) S=1:100 COLUMN

FRONT ELEVATION
1-1

SECTION
2-2



MARKING DIAGRAM




USE MATERIALS

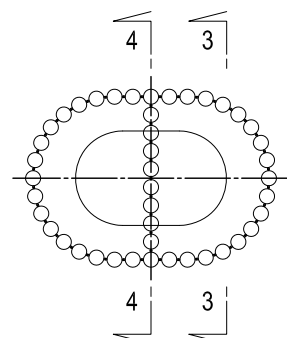
	CONCRETE	BAR
BEAM-COLUMN	$\sigma_{ck} = 30 \text{ N/mm}^2$	SD345

PROJECT NAME DETAILED DESIGN ON BAGO RIVER BRIDGE CONSTRUCTION PROJECT	FINANCED BY JAPAN INTERNATIONAL COOPERATION AGENCY	COUNTERPART REPUBLIC OF THE UNION OF MYANMAR MINISTRY OF CONSTRUCTION DEPARTMENT OF BRIDGE	JICA STUDY TEAM NIPPON KOEI CO., LTD. ORIENTAL CONSULTANTS GLOBAL CO., LTD. METROPOLITAN EXPRESSWAY COMPANY LIMITED CHODAI CO., LTD. NIPPON ENGINEERING CONSULTANTS CO., LTD.	NAME	SIGNATURE	DATE	DRAWING TITLE BAR ARRANGEMENT OF P10 PIER (25)	PACKAGE 1 DWG No. P1-CS-2027	
				PREPARED BY	S.TOKUMARU				27. Nov.2017
				CHECKED BY	T. HAYAKAWA				28. Nov.2017
				APPROVED BY	Y. SANO				29. Nov.2017

BAR ARRANGEMENT OF P10 PIER (26) S=1:100 COLUMN



MARKING DIAGRAM



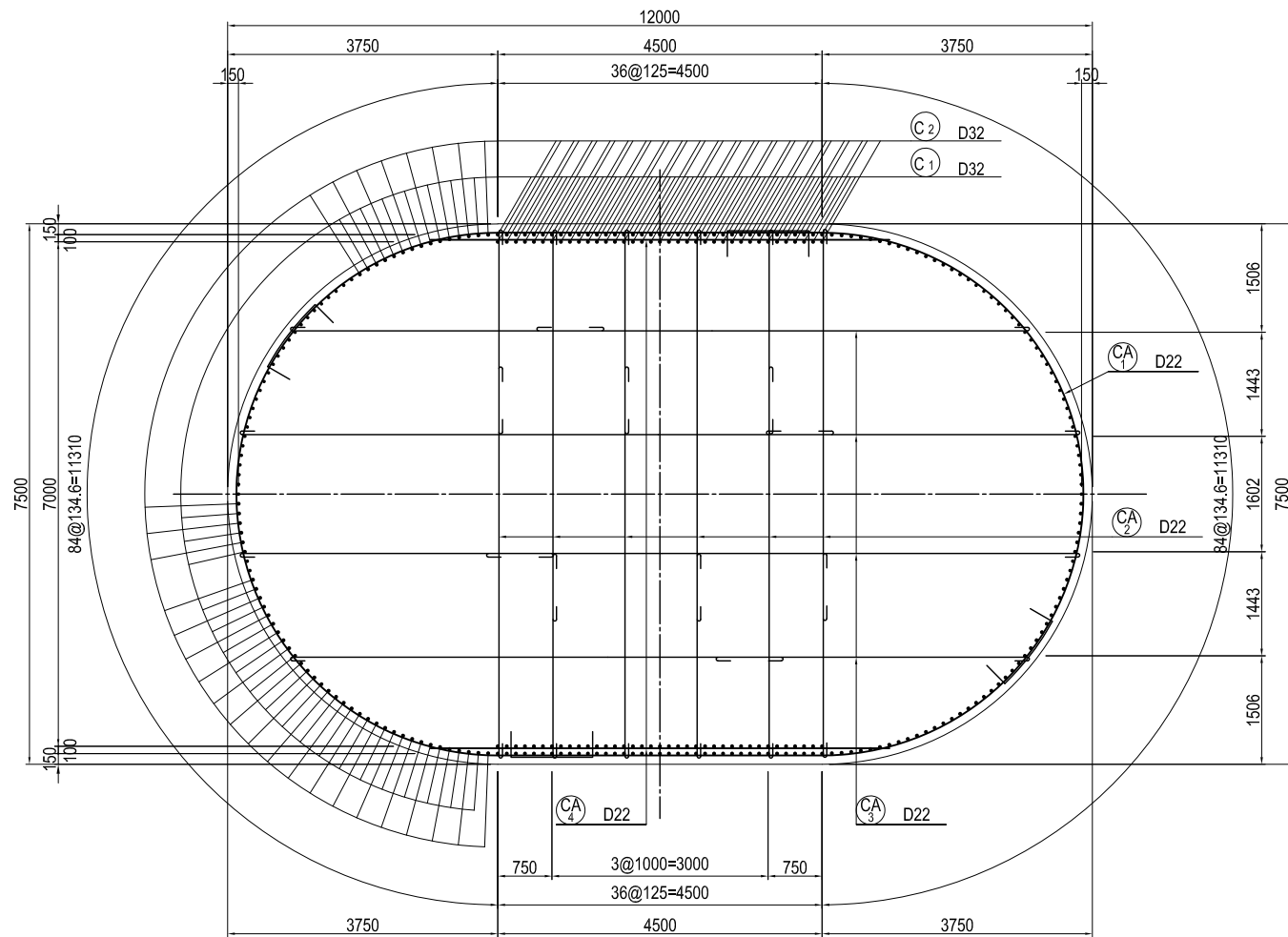
USE MATERIALS

	CONCRETE	BAR
BEAM-COLUMN	$\sigma_{ck} = 30 \text{ N/mm}^2$	SD345

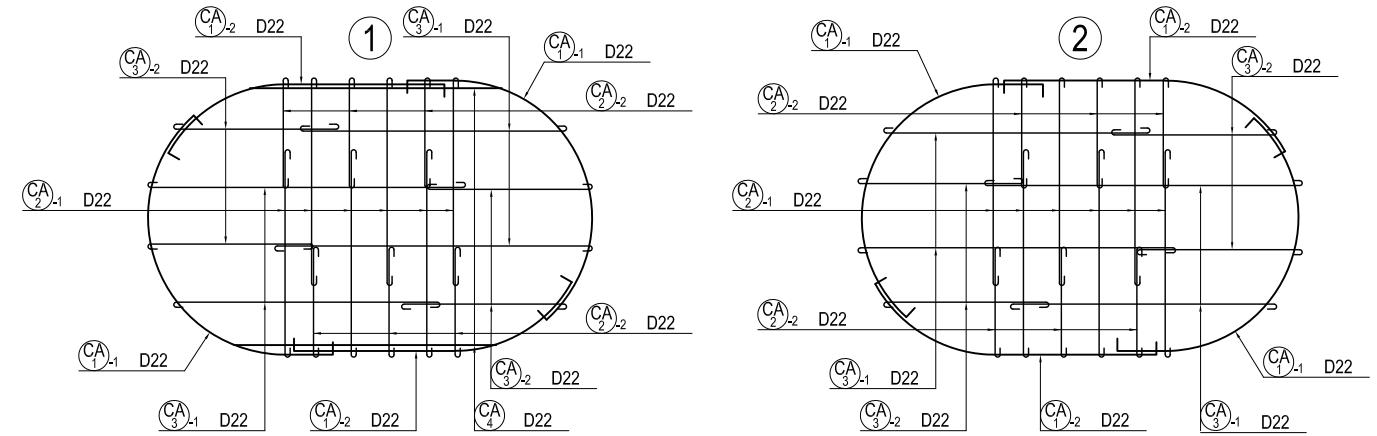
PROJECT NAME DETAILED DESIGN ON BAGO RIVER BRIDGE CONSTRUCTION PROJECT	FINANCED BY JAPAN INTERNATIONAL COOPERATION AGENCY	COUNTERPART REPUBLIC OF THE UNION OF MYANMAR MINISTRY OF CONSTRUCTION DEPARTMENT OF BRIDGE	JICA STUDY TEAM NIPPON KOEI CO., LTD. ORIENTAL CONSULTANTS GLOBAL CO., LTD. METROPOLITAN EXPRESSWAY COMPANY LIMITED CHODAI CO., LTD. NIPPON ENGINEERING CONSULTANTS CO., LTD.	NAME	SIGNATURE	DATE	DRAWING TITLE BAR ARRANGEMENT OF P10 PIER (26)	PACKAGE	
				PREPARED BY	S. TOKUMARU			27. Nov.2017	1
				CHECKED BY	T. HAYAKAWA			28. Nov.2017	DWG No.
				APPROVED BY	Y. SANO			29. Nov.2017	P1-CS-2028

BAR ARRANGEMENT OF P10 PIER (27) S=1:100 COLUMN

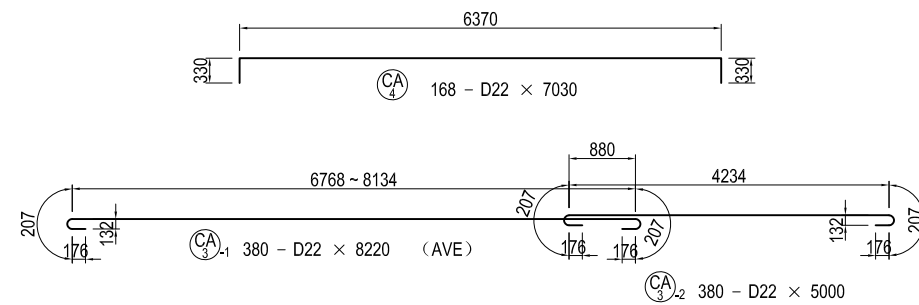
**PLAN
5-5**



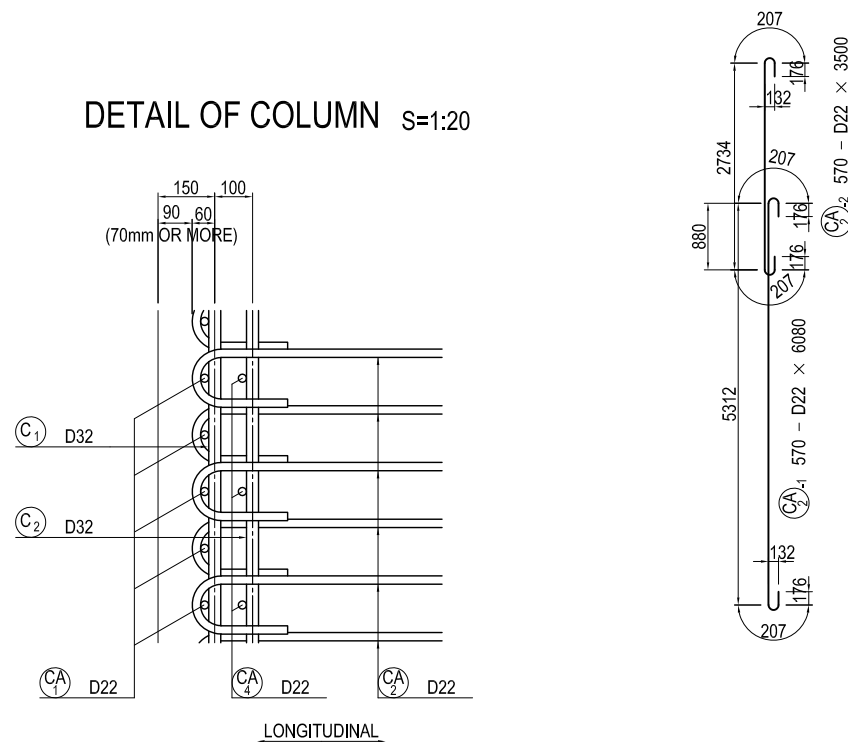
**ASSEMBLY DRAWING OF HOOP
(c.t.c. 150)**



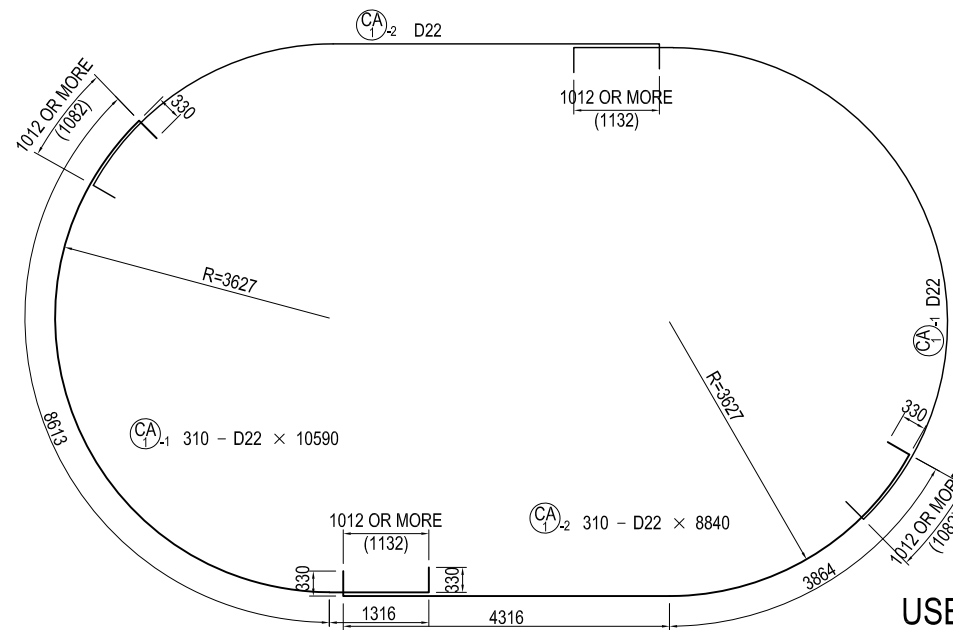
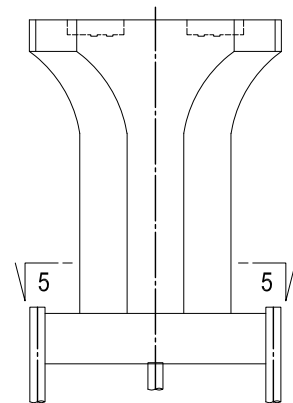
Note) CA : c.t.c. 300



DETAIL OF COLUMN S=1:20



MARKING DIAGRAM



LAP LENGTH LIST OF HOOP

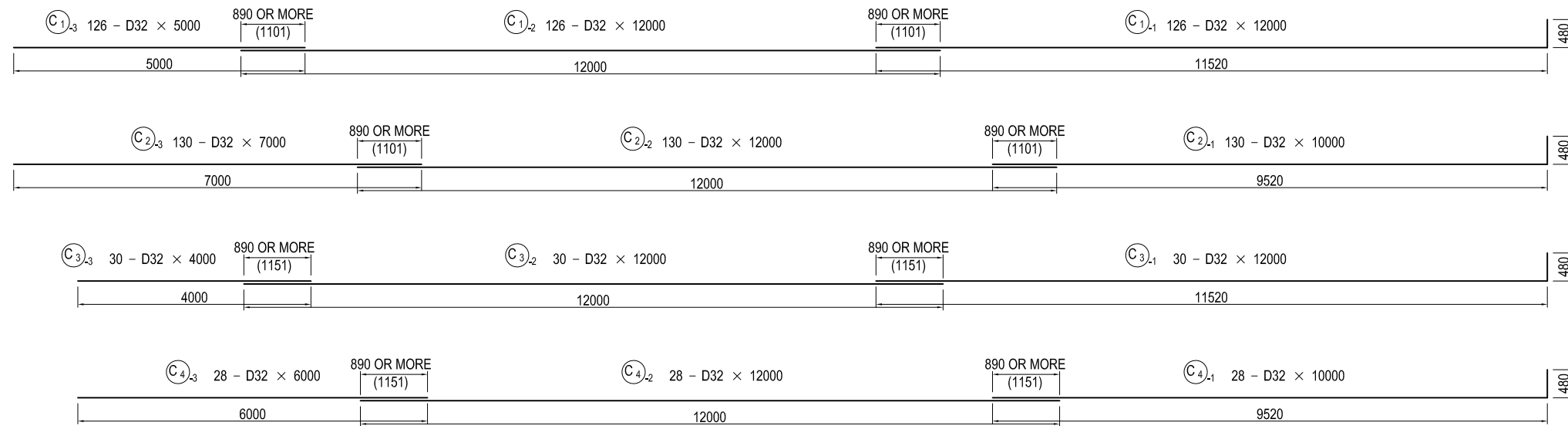
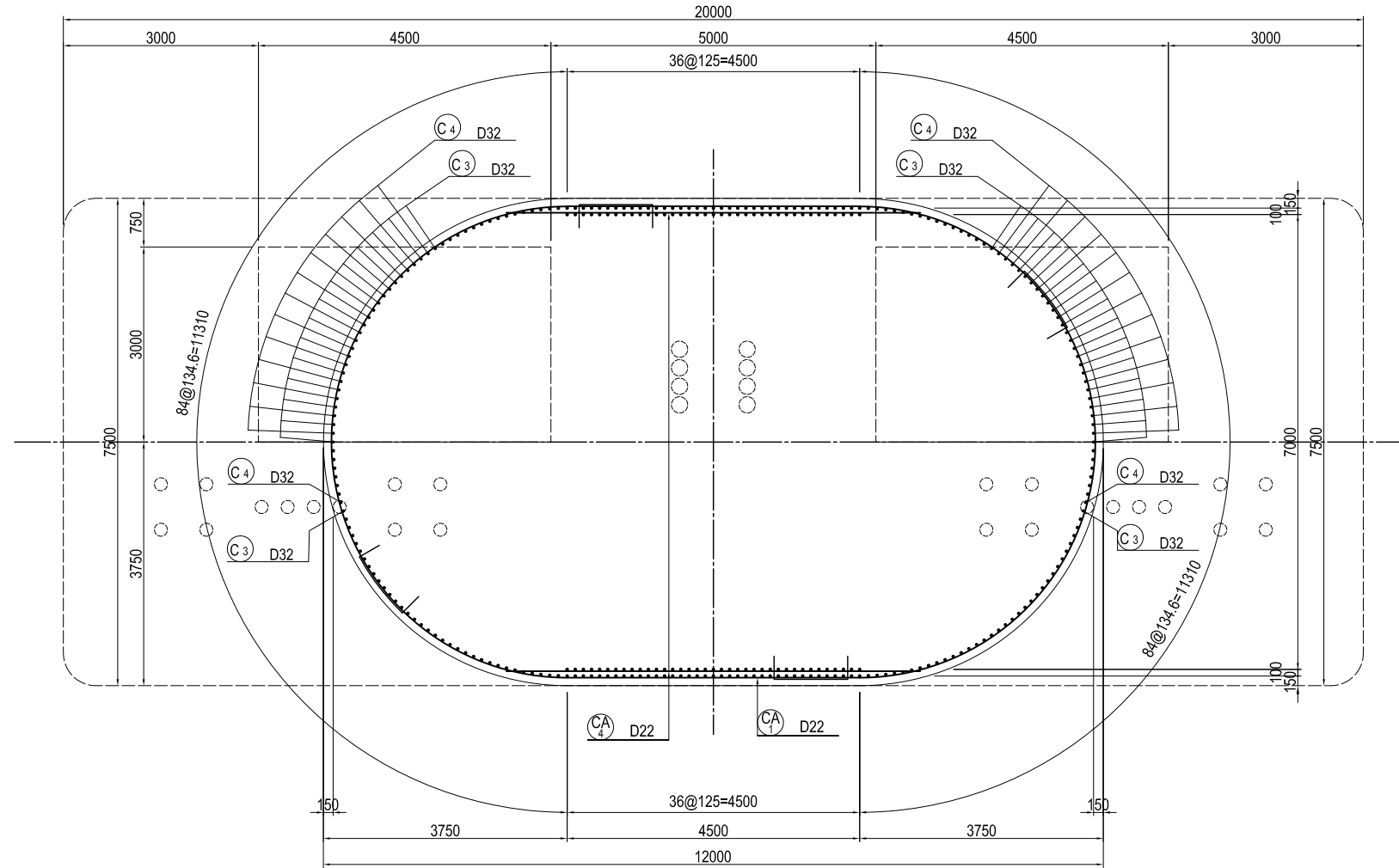
DIA.	R	LAP LENGTH (40φ)	L
D13	39	520	598
D16	48	640	736
D19	57	760	874
D22	66	880	1012
D25	75	1000	1150
D29	87	1160	1334
D32	96	1280	1472

USE MATERIALS

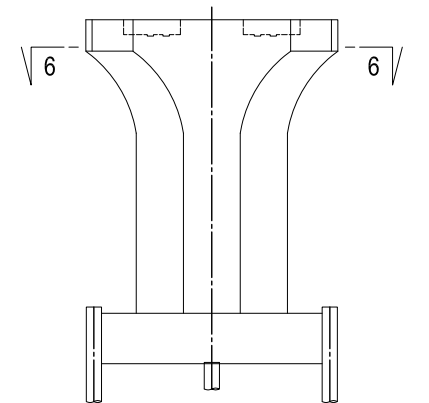
	CONCRETE	BAR
BEAM-COLUMN	σ _{ck} = 30 N/mm ²	SD345

BAR ARRANGEMENT OF P10 PIER (28) S=1:100 COLUMN

PLAN
6-6



MARKING DIAGRAM



USE MATERIALS

	CONCRETE	BAR
BEAM-COLUMN	$\sigma_{ck} = 30 \text{ N/mm}^2$	SD345

PROJECT NAME DETAILED DESIGN ON BAGO RIVER BRIDGE CONSTRUCTION PROJECT	FINANCED BY JAPAN INTERNATIONAL COOPERATION AGENCY	COUNTERPART REPUBLIC OF THE UNION OF MYANMAR MINISTRY OF CONSTRUCTION DEPARTMENT OF BRIDGE	JICA STUDY TEAM NIPPON KOEI CO., LTD. ORIENTAL CONSULTANTS GLOBAL CO., LTD. METROPOLITAN EXPRESSWAY COMPANY LIMITED CHODAI CO., LTD. NIPPON ENGINEERING CONSULTANTS CO., LTD.	NAME	SIGNATURE	DATE	DRAWING TITLE BAR ARRANGEMENT OF P10 PIER (28)	PACKAGE	
				PREPARED BY	S. TOKUMARU			27. Nov.2017	1
				CHECKED BY	T. HAYAKAWA			28. Nov.2017	DWG No.
				APPROVED BY	Y. SANO			29. Nov.2017	P1-CS-2030

BAR ARRANGEMENT OF P10 PIER (29) NOT TO SCALE

BAR SCHEDULE

MARKS	DIA.	LENGTH (mm)	NOS. OF BARS	UNIT WEIGHT (kg/m)	WEIGHT/EA. (kg)	WEIGHT (kg)	REMARKS
B 1-1	D29	11500	14	5.04	57.96	811	┌
1-2	"	8500	14	"	42.84	600	┌
1-3	"	6000	14	"	30.24	423	┌
2-1	"	9500	10	"	47.88	479	┌
2-2	"	7000	5	"	35.28	176	┌
3-1	"	12000	11	"	60.48	665	┌
3-2	"	9500	11	"	47.88	527	┌
4-1	"	6500	2	"	32.76	66	┌
4-2	"	9500	1	"	47.88	48	┌
5-1	"	9500	25	"	47.88	1197	┌
5-2	"	12000	25	"	60.48	1512	┌
6-1	"	11000	2	"	55.44	111	┌
6-2	"	5960	2	"	30.04	60	(AVE)
6-3	"	9000	2	"	45.36	91	┌
7-1	"	9460	2	"	47.68	95	(AVE)
7-2	"	12000	2	"	60.48	121	┌
8-1	"	7500	2	"	37.80	76	┌
8-2	"	6940	2	"	34.98	70	(AVE)
8-3	"	11500	2	"	57.96	116	┌
9-1	"	9500	1	"	47.88	48	┌
9-2	"	12000	1	"	60.48	60	┌
10-1	"	12000	2	"	60.48	121	┌
10-2	"	9440	2	"	47.58	95	(AVE)
11-1	"	10500	2	"	52.92	106	┌
11-2	"	6500	2	"	32.76	66	┌
11-3	"	8500	2	"	42.84	86	┌
12-1	"	11500	2	"	57.96	116	┌
12-2	"	9000	2	"	45.36	91	┌
13-1	"	9500	2	"	47.88	96	┌
13-2	"	11500	2	"	57.96	116	┌
14	"	7500	22	"	37.80	832	┌
15	"	9000	11	"	45.36	499	┌
16	"	5670	10	"	28.58	286	┌
17	"	7670	5	"	38.66	193	"
18-1	D22	9790	12	3.04	29.76	357	(AVE)
18-2	"	5000	12	"	15.20	182	┌
18-3	"	11070	12	"	33.65	404	(AVE)
19-1	"	9460	15	"	28.76	431	(AVE)
19-2	"	8000	15	"	24.32	365	┌
19-3	"	10940	15	"	33.26	499	(AVE)
20-1	"	9850	7	"	29.94	210	(AVE)
20-2	"	8500	7	"	25.84	181	┌
20-3	"	11430	7	"	34.75	243	(AVE)
21-1	"	10500	2	"	31.92	64	┌
21-2	"	12000	2	"	36.48	73	┌

MARKS	DIA.	LENGTH (mm)	NOS. OF BARS	UNIT WEIGHT (kg/m)	WEIGHT/EA. (kg)	WEIGHT (kg)	REMARKS
B 22-1	D16	11500	14	1.56	17.94	251	┌
22-2	"	11000	14	"	17.16	240	┌
22-3	"	12000	28	"	18.72	524	┌
22-4	"	12000	14	"	18.72	262	┌
23-1	"	11500	2	"	17.94	36	┌
23-2	"	12000	1	"	18.72	19	┌
23-3	"	5500	1	"	8.58	9	┌
23-4	"	12000	1	"	18.72	19	┌
24-1	"	11010	12	"	17.18	206	(AVE)
24-2	"	9070	6	"	14.15	85	(AVE)
24-3	"	8950	6	"	13.96	84	(AVE)
24-4	"	10000	6	"	15.60	94	┌
25-1	"	10060	62	"	15.69	973	(AVE)
25-2	"	10300	62	"	16.07	996	(AVE)
26-1	"	11800	4	"	18.41	74	(AVE)
26-2	"	11850	4	"	18.49	74	(AVE)
26-3	"	11680	4	"	18.22	73	(AVE)
SUBTOTAL						17083	kg
BA 1-1	D22	11150	25	3.04	33.90	848	┌
1-2	"	9270	25	"	28.18	705	┌
1-3	"	8040	25	"	24.44	611	┌
2-1	"	5750	25	"	17.48	437	┌
2-2	"	3660	25	"	11.13	278	"
3-1	"	11670	50	"	35.48	1774	┌
3-2	"	9270	50	"	28.18	1409	┌
4-1	"	11700	25	"	35.57	889	┌
4-2	"	9270	25	"	28.18	705	┌
5-1	D16	5540	25	1.56	8.64	216	┌
5-2	"	3500	25	"	5.46	137	"
6-1	"	3500	25	"	5.46	137	┌
6-2	"	5380	25	"	8.39	210	"
SUBTOTAL						8356	kg
BB 1-1	D22	11370	8	3.04	34.56	276	(AVE)
1-2	"	10130	8	"	30.80	246	(AVE)
1-3	"	9790	8	"	29.76	238	┌
1-4	"	6870	8	"	20.88	167	┌
1-5	"	9190	8	"	27.94	224	┌
1-6	"	6850	8	"	20.82	167	┌
2-1	"	10140	8	"	30.83	247	(AVE)
2-2	"	9970	8	"	30.31	242	(AVE)
2-3	"	9970	8	"	30.31	242	┌
2-4	"	9210	8	"	28.00	224	┌
2-5	"	9310	8	"	28.30	226	┌
2-6	"	5500	8	"	16.72	134	┌
SUBTOTAL						9845	kg

MARKS	DIA.	LENGTH (mm)	NOS. OF BARS	UNIT WEIGHT (kg/m)	WEIGHT/EA. (kg)	WEIGHT (kg)	REMARKS
BB 3-1	D22	11070	2	3.04	33.65	67	┌
3-2	"	9790	2	"	29.76	60	┌
3-3	"	9740	2	"	29.61	59	┌
3-4	"	6870	2	"	20.88	42	┌
3-5	"	8120	2	"	24.68	49	┌
4-1	"	10800	4	"	32.83	131	(AVE)
4-2	"	9430	4	"	28.67	115	(AVE)
4-3	"	8770	4	"	26.66	107	┌
4-4	"	9210	4	"	28.00	112	┌
4-5	"	6890	4	"	20.95	84	┌
5-1	"	10640	4	"	32.35	129	(AVE)
5-2	"	11800	4	"	35.87	143	(AVE)
5-3	"	9740	4	"	29.61	118	┌
5-4	"	6870	4	"	20.88	84	┌
5-5	"	5670	4	"	17.24	69	┌
6-1	"	8330	4	"	25.32	101	(AVE)
6-2	"	6810	4	"	20.70	83	(AVE)
6-3	"	10470	4	"	31.83	127	(AVE)
6-4	"	9210	4	"	28.00	112	┌
6-5	"	8750	4	"	26.60	106	┌
7-1	"	10080	2	"	30.64	61	(AVE)
7-2	"	11240	2	"	34.17	68	┌
7-3	"	9740	2	"	29.61	59	┌
7-4	"	6870	2	"	20.88	42	┌
7-5	"	5670	2	"	17.24	34	┌
8-1	"	12000	2	"	36.48	73	┌
8-2	"	8160	2	"	24.81	50	┌
8-3	"	9740	2	"	29.61	59	┌
8-4	"	6870	2	"	20.88	42	┌
8-5	"	5670	2	"	17.24	34	┌
9-1	"	11890	26	"	36.15	940	┌
9-2	"	9210	26	"	28.00	728	┌
10-1	"	11170	8	"	33.96	272	┌
10-2	"	5500	8	"	16.72	134	┌
11-1	"	10500	14	"	31.92	447	┌
11-2	"	5630	14	"	17.12	240	┌
12	"	3130	28	"	9.52	267	(AVE)
13	"	4690	16	"	14.26	228	(AVE)
14	"	5430	16	"	16.51	264	"
15	"	4300	44	"	13.07	575	┌
16	"	3810	12	"	11.58	139	(AVE)
17	D16	2640	68	1.56	4.12	280	┌
18-1	"	5380	16	"	8.39	134	┌
18-2	"	3500	16	"	5.46	87	"
19	"	1070	34	"	1.67	57	┌
SUBTOTAL						9845	kg

USE MATERIALS

	CONCRETE	BAR
BEAM-COLUMN	σ _{ck} = 30 N/mm ²	SD345

BAR ARRANGEMENT OF P10 PIER (30) NOT TO SCALE

BAR SCHEDULE

MARKS	DIA.	LENGTH (mm)	NOS. OF BARS	UNIT WEIGHT (kg/m)	WEIGHT/EA. (kg)	WEIGHT (kg)	REMARKS
BC 1-1	D22	9540	4	3.04	29.00	116	⌒ (AVE)
1-2	"	9910	4	"	30.13	121	⌒ (AVE)
1-3	"	4730	8	"	14.38	115	⌒ (AVE)
1-4	"	9890	4	"	30.07	120	⌒ (AVE)
2-1	"	6740	2	"	20.49	41	⌒
2-2	"	10800	2	"	32.83	66	⌒
2-3	"	9740	2	"	29.61	59	⌒
2-4	"	5600	2	"	17.02	34	⌒
2-5	"	5670	2	"	17.24	34	⌒
3	"	4250	24	"	12.92	310	⌒ (AVE)
4	"	2930	36	"	8.91	321	⌒ (AVE)
5	D16	2640	12	1.56	4.12	49	⌒
6-1	"	5380	6	"	8.39	50	⌒
6-2	"	3500	6	"	5.46	33	"
7	"	1070	6	"	1.67	10	⌒
SUBTOTAL						1479	kg
BD 1	D22	8850	6	3.04	26.90	161	⌒
2	"	5840	6	"	17.75	107	⌒
3-1	"	5940	6	"	18.06	108	⌒
3-2	"	3460	6	"	10.52	63	"
4-1	"	7260	4	"	22.07	88	⌒ (AVE)
4-2	"	10410	4	"	31.65	127	⌒ (AVE)
5-1	"	10330	2	"	31.40	63	⌒
5-2	"	7380	2	"	22.44	45	⌒
6	"	3670	24	"	11.16	268	⌒ (AVE)
7	"	2670	24	"	8.12	195	⌒ (AVE)
8	D16	2640	12	1.56	4.12	49	⌒
9	"	1070	6	"	1.67	10	⌒
SUBTOTAL						1284	kg
BE 1-1	D22	11560	10	3.04	35.14	351	⌒
1-2	"	2470	10	"	7.51	75	⌒
2-1	"	3460	10	"	10.52	105	⌒
2-2	"	5940	10	"	18.06	181	"
3-1	"	10290	6	"	31.28	188	⌒ (AVE)
3-2	"	5270	6	"	16.02	96	⌒ (AVE)
4-1	"	5280	4	"	16.05	64	⌒ (AVE)
4-2	"	10320	4	"	31.37	125	⌒ (AVE)
5	"	3180	80	"	9.67	774	⌒ (AVE)
6-1	D16	5540	10	1.56	8.64	86	⌒
6-2	"	3500	10	"	5.46	55	"
SUBTOTAL						2100	kg
BF 1-1	D22	11560	12	3.04	35.14	422	⌒
1-2	"	2470	12	"	7.51	90	⌒
2-1	"	5940	12	"	18.06	217	⌒
2-2	"	3460	12	"	10.52	126	"
3-1	"	4230	6	"	12.86	77	⌒ (AVE)
3-2	"	8750	6	"	26.60	160	⌒ (AVE)

MARKS	DIA.	LENGTH (mm)	NOS. OF BARS	UNIT WEIGHT (kg/m)	WEIGHT/EA. (kg)	WEIGHT (kg)	REMARKS
BF 4-1	D22	8090	6	3.04	24.59	148	⌒ (AVE)
4-2	"	4270	6	"	12.98	78	⌒ (AVE)
5	"	2630	80	"	8.00	640	⌒ (AVE)
6	"	2180	16	"	6.63	106	"
7-1	D16	3500	12	1.56	5.46	66	⌒
7-2	"	5540	12	"	8.64	104	"
SUBTOTAL						2234	kg
BG 1-1	D22	11560	4	3.04	35.14	141	⌒
1-2	"	2470	4	"	7.51	30	⌒
2-1	"	5750	4	"	17.48	70	⌒
2-2	"	3660	4	"	11.13	45	"
3-1	"	4160	2	"	12.65	25	⌒
3-2	"	6290	2	"	19.12	38	⌒
4-1	"	5880	2	"	17.88	36	⌒
4-2	"	4210	2	"	12.80	26	⌒
5	"	2350	16	"	7.14	114	⌒ (AVE)
6	"	2180	16	"	6.63	106	"
7-1	D16	3500	4	1.56	5.46	22	⌒
7-2	"	5540	4	"	8.64	35	"
SUBTOTAL						688	kg
BH 1-1	D22	11470	2	3.04	34.87	70	⌒
1-2	"	2470	2	"	7.51	15	⌒
2-1	"	5080	2	"	15.44	31	⌒
2-2	"	4230	2	"	12.86	26	"
3-1	"	6800	2	"	20.67	41	⌒
3-2	"	2250	2	"	6.84	14	⌒
4	"	2180	16	"	6.63	106	"
5-1	D16	3500	2	1.56	5.46	11	⌒
5-2	"	5450	2	"	8.50	17	"
SUBTOTAL						331	kg
P 1	D16	4500	42	1.56	7.02	295	⌒
2	"	6000	26	"	9.36	243	"
3	"	3690	16	"	5.76	92	⌒
4	"	4750	16	"	7.41	119	⌒
SUBTOTAL						749	kg
HA 1	D16	2360	36	1.56	3.68	132	⌒
2	"	3060	22	"	4.77	105	"
3	"	7610	2	"	11.87	24	⌒
SUBTOTAL						261	kg
HB 1	D16	2600	40	1.56	4.06	162	⌒
2	"	3300	26	"	5.15	134	"
3	"	7930	2	"	12.37	25	⌒
SUBTOTAL						321	kg

MARKS	DIA.	LENGTH (mm)	NOS. OF BARS	UNIT WEIGHT (kg/m)	WEIGHT/EA. (kg)	WEIGHT (kg)	REMARKS
HC 1	D16	2300	12	1.56	3.59	43	⌒
2	"	2480	7	"	3.87	27	"
3	"	6330	1	"	9.87	10	⌒
SUBTOTAL						80	kg
C 1-1	D32	12000	126	6.23	74.76	9420	⌒
1-2	"	12000	126	"	74.76	9420	⌒
1-3	"	5000	126	"	31.15	3925	"
2-1	"	10000	130	"	62.30	8099	⌒
2-2	"	12000	130	"	74.76	9719	⌒
2-3	"	7000	130	"	43.61	5669	"
3-1	"	12000	30	"	74.76	2243	⌒
3-2	"	12000	30	"	74.76	2243	⌒
3-3	"	4000	30	"	24.92	748	"
4-1	"	10000	28	"	62.30	1744	⌒
4-2	"	12000	28	"	74.76	2093	⌒
4-3	"	6000	28	"	37.38	1047	"
SUBTOTAL						56370	kg
CA 1-1	D22	10590	310	3.04	32.19	9979	⌒
1-2	"	8840	310	"	26.87	8330	⌒
2-1	"	6080	570	"	18.48	10534	⌒
2-2	"	3500	570	"	10.64	6065	"
3-1	"	8220	380	"	24.99	9496	⌒ (AVE)
3-2	"	5000	380	"	15.20	5776	"
4	"	7030	168	"	21.37	3590	⌒
SUBTOTAL						53770	kg
					D32	56370	kg
					D29	10055	"
					D22	81241	"
					D16	7285	"
					TOTAL	154951	kg

USE MATERIALS

	CONCRETE	BAR
BEAM-COLUMN	σ _{ck} = 30 N/mm ²	SD345