

# CB-NRM Operation Manual

## Operation Manual for Establishment of the CB-NRM Mechanism at the Village Level



Prepared by

**The Project for Community-Based Sustainable Natural Resource  
Management in the Democratic Republic of Timor-Leste**





## FOREWORD

Forest degradation and deforestation is one of the critical issues that the Government of Timor-Leste (GoTL) needs to tackle to achieve sustainable socio-economic development in the country. The study made in 2013 shows that approximately 184,000 ha of forest has disappeared between 2003 and 2012 and around 170,000 ha of dense forest has been degraded into sparse canopy forests for the same period.

Community-Based Natural Resource Management (CB-NRM) is an approach to nature conservation by recognizing the rights of local communities to benefit from sustainable management of natural resources (forests, lands, water, and biodiversity) within a designated area. This is an alternative to a top-down regulatory approach, which has not been necessarily effective in many countries, especially when the regulations do not fully cope with the changes in social, cultural, and economic contexts in the countries.

The Project for Community-Based Sustainable Natural Resource Management (the CB-NRM Project) jointly implemented by the Japan International Cooperation Agency (JICA) and the Ministry of Agriculture and Fisheries (MAF), particularly the National Directorate of Forest and Watershed Management (NDFWM), has developed an operative mechanism for CB-NRM in Timor-Leste. The same project has also issued the following manuals over the course of the project to help MAF expand the same mechanism in major river basins in the country.

- ◆ Operation Manual for Establishment of the CB-NRM Mechanism at the Village Level
- ◆ CB-NRM Technical Manuals
  - Vol. 1: Seedling Production and Tree Planting Promotion
  - Vol. 2: Sustainable Upland Farming Promotion
  - Vol. 3: Income Generating/Livelihood Development
- ◆ Manual for Formation of a Watershed Management Council

Among other things, the Operation Manual is a key document which describes the overall process of and detailed procedures for putting the mechanism for sustainable natural resource management in place at the village level. The contents of the manual are based on learning from experiences in the field. Hence, we, as representatives of the MAF, strongly recommends that the manual must be widely used by field practitioners of not only MAF but also other organizations working in the forestry sector as a guiding tool for sustainable management of lands and forests in Timor-Leste.




---

Manuel Mendes

National Director of National  
Directorate of Forest and Watershed  
Management (NDFWM), MAF

October 2015



---

Raimundo Mau

General Director of Forestry, MAF

## **About the CB-NRM Manuals**

The CB-NRM Manuals have been developed and published by the JICA and MAF Joint Project named the Community-Based Sustainable Natural Resource Management to provide practical and useful tools for planners and practitioners in the forest sector in Timor-Leste to enable them to protect and manage natural resources in a collaborative and sustainable manner. There are three (3) types of manuals as shown below.

- i) Operation Manual for Establishment of the CB-NRM Mechanism at the Village Level
- ii) CB-NRM Technical Manuals
  - Vol. 1: Seedling Production and Tree Planting
  - Vol. 2: Sustainable Upland Farming Promotion
  - Vol. 3: Income Generating/Livelihood Development
- iii) Manual for Formation of the Watershed Management Council

The Operation Manual is the main document which spells out the standard operation procedures for introduction and establishment of the CB-NRM mechanism at the village level. It is designed for use by planners, field practitioners, and researchers working/studying in the forest sector in Timor-Leste, especially those who engage in forest protection, watershed conservation, and community forestry in the National Directorate of Forest and Watershed Management (NDFWM).

The CB-NRM Technical Manuals supplement the Operation Manual by introducing relevant techniques and skills which can help rural communities use and manage natural resources, especially lands and forests, in a productive and sustainable manner. They will be used mainly by field extension workers (such as MAF municipal staff: namely, municipal officers, extension officers, and forest guards) and NGO staff, as technical references for their field works.

The Manual for Formation of the Watershed Management Council introduces the process to develop a collaboration platform/framework for sustainable natural resource management at the sub-municipal or sub-watershed level, which can also lay groundwork for expansion of the CB-NRM mechanism on watershed scale. As one of the key approaches to improvement of environmental governance at the watershed level by enhancing coordination and networking among local stakeholders, this manual can be of help for those who engage in watershed management.

Furthermore, the JICA and MAF Joint Project has also developed and issued simplified versions of those manuals to help users in the field easily follow the procedures or apply the techniques described in the manuals.

It is hoped that these manuals with their simplified versions will serve as practical references for a wide range of stakeholders in the forest sector in Timor-Leste.

## **Operation Manual for Establishment of the CB-NRM Mechanism at the Village Level**

### **Table of Contents**

	<i>page</i>
Chapter 1 Introduction.....	1-1
1.1 Background.....	1-1
1.2 Objectives of the Manual.....	1-1
1.3 Coverage/Targets of the Manual.....	1-2
1.4 Composition of the Manual.....	1-2
Chapter 2 Guiding Principles of CB-NRM.....	2-1
2.1 Community Participation.....	2-1
2.2 Community Empowerment and Capacity Development.....	2-1
2.3 Equity.....	2-1
2.4 Utilization of Customary Rules and Traditional Knowledge.....	2-1
2.5 Ensuring of Consistency with Government Policies, Laws and Regulations.....	2-2
Chapter 3 Framework of the CB-NRM Mechanisms at the Village Level.....	3-1
3.1 Objectives.....	3-1
3.2 Scope of the Work and Key Steps in the Process.....	3-1
3.3 Organizational Framework for Introduction and Establishment of the CB-NRM Mechanism.....	3-3
3.4 Expected Outputs.....	3-3
3.5 Timeframes of the Processes.....	3-4
Chapter 4 Procedures for Introduction of the CB-NRM Mechanism at the Village Level in the Planning and Assessment Phase.....	4-1
4.1 Participatory Land Use Planning (PLUP).....	4-1
4.1.1 Stage 1: Preparatory Works and Future Land Use Planning.....	4-2
Stage 1-Step 1: Consultation with Local Leaders.....	4-2
Stage 1-Step 2: Formation of the Working Group in a Village.....	4-4
Stage 1-Step 3: Study Tour to the JICA Project Village.....	4-6
Stage 1-Step 4: Present Land Use Mapping.....	4-8
Stage 1-Step 5: Future Land Use Planning.....	4-11
4.1.2 Stage 2: Formulation of the Village Regulations.....	4-15
Stage 2-Step 1: Review of the Past and Existing Village Rules.....	4-15
Stage 2-Step 2: Discussions of the Draft Village Regulations.....	4-18

Stage 2-Step 3: Review of the Draft Village Regulations and Future Land Use Plan .....	4-22
Stage 2-Step 4: Consultation with Local Communities about the Draft Village Regulations and Future Land Use Plan .....	4-24
Stage 2-Step 5: Finalization of the Village Regulations and Preparation of Tara Bandu Ceremony.....	4-26
Stage 2-Step 6: Organization of Tara Bandu Ceremony .....	4-28
4.2 Selection of Agriculture and Forestry Extension Services (or Micro Programs) for Implementation of the Future Land Use Plan.....	4-30
4.2.1 Preparatory Work.....	4-31
Step 1: Long-listing of Potential Extension Services.....	4-31
4.2.2 Workshops/Meetings with Local Communities .....	4-33
Step 2: Examination of the Potential Extension Services/Micro Programs for Short-listing.....	4-33
Step 3: Evaluation of the Short-listed Extension Services/Micro Programs .....	4-36
Step 4: Discussions of Scopes of the Priority Extension Services/Micro Programs .....	4-39
Chapter 5      Procedures for Establishment of the CB-NRM Mechanism at the Village Level in the Implementation and Monitoring Phase .....	5-1
5.1 Institutionalization of the Village Regulations .....	5-1
Step 1: Monthly Monitoring Meeting at the Village Level .....	5-2
Step 2: Quarterly Information Sharing Meeting at the Sub-village Level .....	5-4
Step 3: Annual Evaluation Meeting at the Village Level.....	5-6
5.2 Implementation of the Priority Extension Services/Micro Programs .....	5-8
Step 1: Organization of Farmers/Beneficiaries Groups .....	5-9
Step 2: Study Tour/Cross Visit .....	5-12
Step 3: Participatory Planning of Annual Work Plans of the Extension Services/Micro Programs.....	5-14
Step 4: Conducts of Hands-on Training Courses/Farmers' Field Schools (FFSs) .....	5-17
Step 5: Annual Evaluation and Planning of an Annual Work Plan .....	5-20
Chapter 6      Mechanism for Implementation of the Manual .....	6-1
6.1 Institutional Framework for Implementation.....	6-1
6.1.1 Implementation System .....	6-1
6.1.2 Policy and Legislative Frameworks for CB-NRM .....	6-3
6.2 Necessary Arrangement for Implementation .....	6-4
6.3 Standard Implementation Schedule in a Village .....	6-5
6.4 Effectiveness/Revision of the Manual .....	6-7

**List of Appendixes**

- Appendix-4.1 Sample of Roles and Responsibilities of Members of the Working Groups for PLUP in One of the JICA Project Villages
- Appendix-4.2 Present Land Use Map of Suco Faturasa
- Appendix-4.3 Sample of Format for Discussions of Functions, Current Practices, and Importance of the Present Land Uses
- Appendix-4.4 Future Land Use Map and Recommended Land Management Practices of Land Use Categories of Suco Tohumeta
- Appendix-4.5 Sample of Village Regulations of the JICA Project Villages
- Appendix-4.6 Outlines of the Micro Programs
- Appendix-4.7 Sample of the Provisional Scope of the Micro Programs
- Appendix-5.1 Format of a Memo of Monthly Monitoring Meeting
- Appendix-5.2 Draft Guidelines on Selection of Members of Farmers'/Beneficiaries' Groups for the Micro Programs
- Appendix-5.3 Standard Roles and Responsibilities of Members of Beneficiaries' Groups
- Appendix-5.4 Draft Visions and Missions of Farmers'/Beneficiaries' Groups for Micro Programs
- Appendix-5.5 Major Activities of Potential Agriculture and Forestry Extension Services/Micro Programs
- Appendix-5.6 Training Modules of Key Agricultural and Forestry Extension Services/Micro Programs
- Appendix-6.1 Assessment of the Forest Sector in Timor-Leste





## **1. Introduction**

### **1.1 Background**

Between 1972 and 1999, the Democratic Republic of Timor-Leste (Timor-Leste) had reduced its forest cover at a rate of 1.1% per annum or by 24% in total during the period. The latest assessment made by JICS (Japan International Cooperation System)<sup>1</sup> revealed that about 184,000 ha of forests had disappeared between 2003 and 2012 and about 170,000 ha of dense forests had been degraded to sparse forests for the same period. Due to constant deforestation, the total forest coverage became about 50% of the whole country (740,000 ha) in 2012.

Deforestation and forest degradation have been mainly caused by human economic activities, such as i) burning of forest, ii) tree cutting for firewood collection, iii) shifting cultivation, and iv) uncontrolled illegal logging. Deforestation and forest degradation have further caused soil erosion, landslides and flash floods, which have eventually affected the lives of people residing in not only hilly and mountainous areas but also lowlands. Although the Government of Timor-Leste (the GoTL) has made efforts to reduce the progress of deforestation and forest degradation, the situation has not been improved or rather gotten worse as the GoTL has not been able to take effective measures due to the inadequate institutional setup and lack of human resources in the government.

The Japan International Cooperation Agency (JICA) has assisted the GoTL in sustainable management of forest resources in the Laclo and Comoro river basins introducing a concept of community-based natural resource management (CB-NRM) since November 2005. The Ministry of Agriculture and Fisheries (MAF) and the National Directorate for Forestry (NDF), which split into two national directorates (i.e., the National Directorate of Forest and Watershed Management (NDFWM) and the National Directorate of Forest Conservation (NDFC)) in October 2014, have worked with JICA to tackle this difficult issue since then. As a result of the continuous efforts, a JICA and MAF joint project, named “The Project for Community-Based Sustainable Natural Resource Management” (hereinafter referred to as “the JICA CB-NRM Project”), has developed and demonstrated a mechanism on community-based sustainable natural resource management (hereinafter referred to as “the CB-NRM mechanism”) where forest-based natural resources could be managed and protected by local communities in a sustainable manner.

This is an operation manual that describes the detailed procedures for introduction and establishment of the CB-NRM mechanism at the village level. The manual was first drafted in October 2013 based on the field experiences of the JICA CB-NRM Project in its target villages. In May and June 2015, it was reviewed, revised and refined by referring the results of additional field trial made in 2014 and consultations with relevant stakeholders held at both central and district levels in 2015.

### **1.2 Objectives of the Manual**

The main objective of the operational manual is to guide field workers, planners, and experts working in the forest and agriculture sectors in Timor-Leste on how to put the CB-NRM mechanism in place at the village level. The manual clarifies the effective procedures for

---

<sup>1</sup> An forest assessment study was conducted by the consultants hired by JICS under the Japan’s Grant Aid Program named the Forest Conservation Program in the Democratic Republic in Timor-Leste” in 2012.

introduction and institutionalization of the mechanism in a participatory manner. Specifically, the manual shall specify the procedures for:

- i) development of a future land use plan with village regulations of a village through participatory land use planning (PLUP);
- ii) institutionalization of village regulations as functional rules of a village and enhance the capacity of village leaders to govern a village using the regulations; and
- iii) selection and implementation of agricultural and forestry extension services or micro programs effective in attaining the goal of a future land use plan of a village.

### **1.3 Coverage/Targets of the Manual**

This manual targets all the personnel who work in the forestry and agriculture sectors in Timor-Leste, especially in the fields of community forestry, community-based natural resource management, and sustainable forest management. Particularly, technical and planning officers/staff belonging to the following organizations could be the main users of the manual.

- a. National Directorate of Forest and Watershed Management
- b. National Directorate of Nature Conservation
- c. National Directorate of Extension and Development of Agricultural Communities
- d. District MAF Offices
- r. National Directorate for Environmental Services, Ministry of Economy and Development
- f. NGOs
- g. International Organizations/Donors and their funded projects

### **1.4 Composition of the Manual**

The manual composed of six (6) chapters. Chapter 1 gives the background and objective of the manual, while Chapter 2 introduces the guiding principles on which the manual is based. Overall framework and outlines of the CB-NRM mechanism that the manual intends to promote are described in Chapter 3. The procedures for introduction, institutionalization, and maintenance of the CB-NRM mechanism at the village level are spelled out in Chapters 4 and 5. The last chapter, Chapter 6, introduces a system for implementation of this manual with an institutional framework and arrangements necessary for effective implementation.

## **2. Guiding Principles of CB-NRM**

The main aim of CB-NRM is to strengthen the governance capacity of local communities, particularly village leaders, in rural areas of the country so that forests and other natural resources can be protected and managed in a proper and sustainable manner. To this end, the following guiding principles are to be adopted for introduction and establishment of the effective and operational CB-NRM mechanism at the village level.

### **2.1 Community Participation**

Community participation is one of the requisite process to be employed throughout the process of establishing the CB-NRM mechanism. Local communities, especially village leaders, shall be actively involved from the beginning to the end of the process since they must play a crucial role as decision makers. Careful attention should be paid to communities' participation and initiatives in discussions, decision making, and implementation of agreed activities in the whole process. In principle, no activity shall be done without participation of local communities.

### **2.2 Community Empowerment and Capacity Development**

Likewise, the empowerment of local communities, especially village leaders, is a key to the successful institutionalization of the CB-NRM mechanism at the village level. Unless local communities are granted a legitimate right to use and manage forests and natural resources in the respective localities, they are not willing to protect natural resources on their own initiatives. In parallel with the empowerment of local communities, emphasis should be placed on capacity building of local communities to enable them to manage natural resources in a village in a sustainable manner.

### **2.3 Equity**

The CB-NRM mechanism should not benefit any specific persons/groups, regardless of sex, religion, age, wealth, and status in the community. All communities in a village should have equal rights to take part in the process and get equal benefit from the CB-NRM activities. In fact, the CB-NRM mechanism would rather benefit communities who live at the subsistence level since forests and its related natural resources play important roles in maintaining and safeguarding their livelihoods.

### **2.4 Utilization of Customary Rules and Traditional Knowledge**

The main difficulties that MAF and NDFWM/NDFC have faced in protection of forests are the inadequate legislative set-ups and limited human resources at both central and local levels. Due to such difficulties, it is less likely that MAF and NDFWM/NDFC could remedy the situation and prevent further forest degradation in a short period of time.

On the other hand, almost all the upland villages in Timor-Leste still are aware of their customary rules/norms which used to be effective in regulating communities' activities in the past, although the effectiveness of those rules has been weakened since 1975 when the inherited customary systems were replaced with those introduced by the Indonesian government. In the current circumstances, the reinforcement and reactivation of such customary rules/norms along with strengthening of the capacity of village leaders is one of the possible measures to be taken to reduce the progress of deforestation and forest

degradation at the village level as the solidarity among communities is still strong in most of the upland villages.

Traditional knowledge and practices effective in sustainable forest and natural resource management should be fully utilized in addition to customary rules/norms. The CB-NRM mechanism should not oppose but rather synchronize traditional practices useful for sustainable natural resource management.

## **2.5 Ensuring of Consistency with Government Policies, Laws and Regulations**

The CB-NRM mechanism should be in line with the existing government laws and regulations. In particular, the mechanism should be consistent with the National Forest Sector Policy and the Forest Management Bill.

### **3. Framework of the CB-NRM Mechanism at the Village Level**

#### **3.1 Objectives**

The principle objective of the CB-NRM mechanism is to ensure that village leaders and local communities could properly protect and manage natural resources, such as forests, waters, and lands, in a village in collaboration with MAF and NDFWM/NDFC. Specifically, the mechanism aims to:

- a. develop an enabling environment for CB-NRM at the village level by developing a future land use plan with village regulations through a series of discussions with village leaders and local communities;
- b. empower local communities, especially village leaders, to protect, manage and use forests and other natural resources in the locality;
- c. enhance the capacity of local communities, especially village leaders, to properly manage forest and other natural resources in a wise and sustainable manner in accordance with the village regulations and future land use plan;
- d. improve livelihoods of local communities by enabling them to enhance land productivity, increase the production of staple and cash crops, and introduce high-value trees (industrial and fruit trees) in a village;
- e. Establish a framework where MAF and NDFWM/NDFC and local communities can work on sustainable forest and natural resource management balancing with livelihood development of local communities.

#### **3.2 Scope of the Work and Key Steps in the Process**

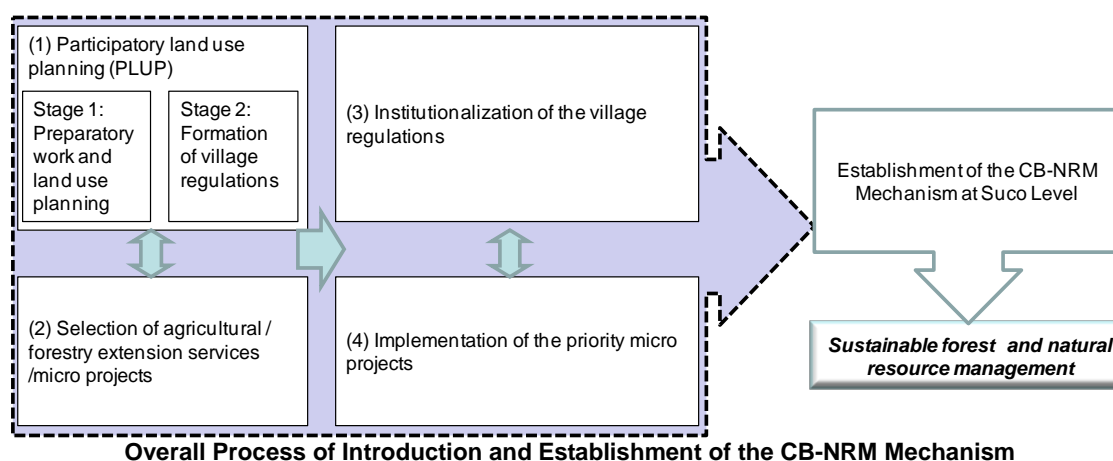
##### **(1) Scope of CB-NRM Mechanism**

The CB-NRM mechanism introduced in this manual shall deal with forest-related resources: namely i) forests including non-timber forest products, ii) lands, and iii) water sources. In principle, the CB-NRM mechanism is applicable to villages located in hilly and mountainous areas in the Lalco and Comoro river basins, since the mechanism has been put into practice in the selected villages in the same river basins so far. Nevertheless, the mechanism can be likely adopted in other river basins to promote sustainable forest management as long as communities in villages still have senses of solidarity and ownership over natural resources in their localities.

A village is the reasonable size for introduction of the CB-NRM mechanism. In fact, a sub-village is too small to introduce and it causes rather high transaction cost, while a sub-district is too large to make the mechanism effective and operational.

##### **(2) Overall Process**

The JICA-MAF CB-NRM Project has put a series of participatory activities to trial in six (6) villages in the Laclo and Comoro river basins. The results of such field trials revealed that the following process would be effective in the establishment of the CB-NRM mechanism at the village level.



Source: JICA Project Team (2015)

Each process is composed of a series of community-based activities as listed below.

**Key Processes and Steps/Activities associated with the respective Processes**

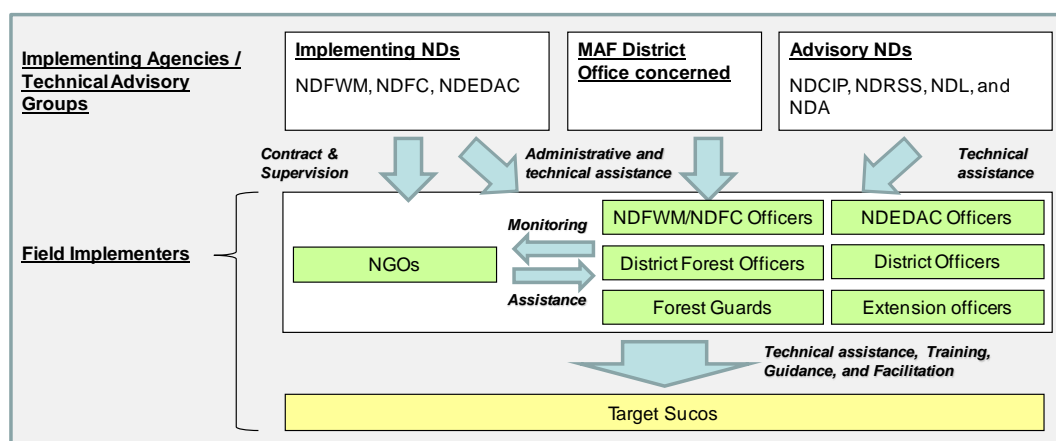
Phase	Process	Stage/Steps
1. Assessment and planning	<b>1.1 Participatory land use planning</b>	<u>Stage 1: Preparatory works and land use planning</u> Step 1 Consultation with local leaders Step 2 Organization/Formation of the working group Step 3 Study tour to one of the JICA project villages Step 4 Present land use mapping Step 5 Future land use planning <u>Stage 2: Formulation of village regulations</u> Step 1 Review of the past and existing rules Step 2 Discussion of the draft village regulations Step 3 Review of the draft village regulations with future land use plan Step 4 Consultation with communities about the draft village regulations Step 5 Preparation for enforcement of the regulation in a traditional manner Step 6 Organization of Tar Bandu ceremony
	<b>1.2 Selection of agriculture and forestry extension services/micro programs for achievement of a future land use plan</b>	<u>Preparatory works</u> Step 1 Examination of possible extension services/micro programs for short-listing <u>Workshops/Meetings with local communities</u> Step 2 Evaluation of the short-listed extension services/micro programs for prioritization Step 3 Discussions of scope of the priority extension services/micro programs
2. Implementation and monitoring	<b>2.1 Institutionalization of the village regulations</b>	Step 1 Monthly monitoring meeting at suco level Step 2 Bi-monthly or quarterly meeting at aldeia level Step 3 Annual evaluation meeting at suco level
	<b>2.2 Implementation of the priority extension services / micro programs</b>	Step 1 Organization of farmers' / beneficiaries' groups Step 2 Preparation of a work plan in a participatory manner Step 3 Conducts of a series of hands-on training courses / farmers' field schools (FFSs) on topics related to the priority extension services Step 4 Annual evaluation and planning of the work plan

Source: JICA Project Team (2015)

The procedures for the respective steps and activities listed above are further described in Chapters 4 and 5.

### 3.3 Organizational Framework for Introduction and Establishment of the CB-NRM Mechanism

As described in Chapter 2, local communities in a village shall be the key players in establishment of the CB-NRM mechanism along with the MAF and NDFWM/NDFC officers. The following organizational set-up is considered effective in introduction/establishment of the CB-NRM mechanism.



#### Organizational Structure for Introduction and Establishment of the CB-NRM Mechanism

Note:

NDFWM: National Directorate of Forest and Watershed Management, NDNC: National Directorate of Nature Conservation, NDEDAC: National Directorate of Extension and Development of Agriculture Communities, NDCIP: National Directorate of Coffee and Industrial Plants, NDRSS: National Directorate of Research and Special Services, NDL: National Directorate of Livestock, NDCH: National Directorate of Crops and Horticulture, and NDA: National Directorate of Agribusiness  
Source: JICA Project Team (2015)

The roles and responsibilities of the key players in the structure are described in Chapter 6.

### 3.4 Expected Outputs

The following outputs are expected to be generated as a result of establishing the CB-NRM mechanism at the village level.

- a. The incidence of wild fire and illegal exploitation will be reduced.
- b. Crop damages caused by free grazing animals and unlawful acts will be reduced.
- c. Local communities can easily ensure the growth of crops and trees planted in their farms since the risk of crop damage is reduced.
- d. Productivity of agricultural crops will increase by amendment of soil fertility, improvement of farming practices, and utilization of improved seeds and organic fertilizer.
- e. Less productive or unproductive lands can be utilized for production purposes, namely, timber, fruits, coffee, and fodder crops/trees production.
- f. Local livelihood will be improved.

Furthermore, the following impacts might be generated on a sub-district or sub-watershed scale in the long run.

- a. The forest coverage in the area can be maintained and rather expanded.
- b. Food security condition in the area can be improved.
- c. Soil run-off from the watershed can be reduced.
- d. Socio-economic conditions in the area can be improved.





#### 4. Procedures for Introduction of the CB-NRM Mechanism at the Village Level in the Planning and Assessment Phase (Phase 1)

This chapter introduces the procedures for the following activities which aim to introduce the CB-NRM mechanism in the assessment and planning phase.

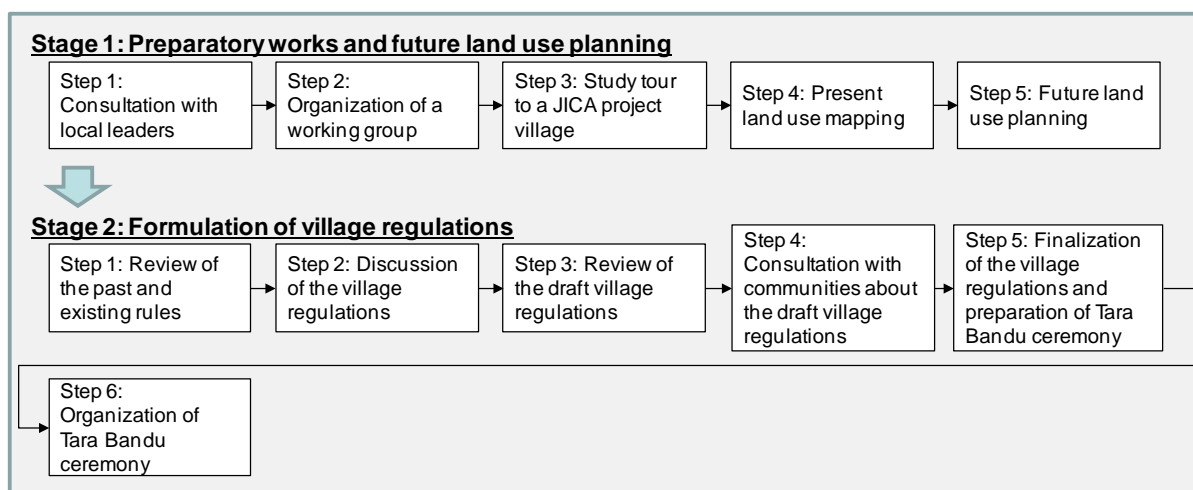
- a. Participatory land use planning (PLUP)
- b. Selection of agriculture and forestry extension services (micro programs)

##### 4.1 Phase 1.1: Participatory Land Use Planning (PLUP)

Participatory land use planning (PLUP) is an interactive process to create an enabling environment where village leaders can use and manage natural resources (i.e., land, forest, and water) in a wise and sustainable manner. PLUP specifically aims to:

- a. Help village leaders and local communities analyze the past and current use and management of natural resources in the localities;
- b. Provide them technical guidelines on proper and sustainable use of natural resources;
- c. Encourage them to develop a future land use plan and village regulations to enable them to protect and manage natural resources on their own initiatives;
- d. Capacitate them to manage natural resources in a proper and sustainable manner.

As a nature of the activity, its process is composed of a series of dialogues/discussions among local communities who have traditionally used natural resources. As illustrated below, the process consists of two (2) stages which further consist of 11 steps in total: Stage 1) Preparatory works and future land use planning and Stage 2) Formulation of village regulations.



**Steps to be Taken in PLUP**

Source: JICA Project Team (2015)

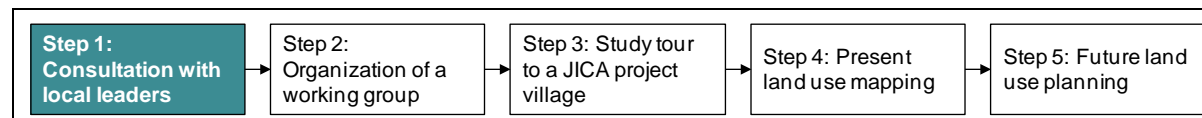
As described in Chapter 3, it is possible that the next process, namely the selection of agriculture and forestry extension services, could begin immediately after the end of Stage 1, as long as two types of works could be carried out simultaneously in the same village: i) selection of the extension services and ii) formulation of village regulations.

More details of the implementation procedures for the respective phases and steps of PLUP are described in the following sections.

## 4.1.1 Stage 1: Preparatory Works and Future Land Use Planning

### 【Phase 1.1-Stage 1-Step 1】 Consultation with Local Leaders

As the first step of the activities, a consultation meeting shall be held with village leaders of a target village to consult with them about the possibility of the conduct of PLUP.



#### (1) Objectives

The main objective of the consultation meeting is to obtain prior consent from village leaders on the conducts of the activities for introduction and establishment of the CB-NRM mechanism, especially those related to PLUP. Hence, the meeting shall introduce and discuss the key points of the activities, which include, but not limited to, the following:

- a. Aims of CB-NRM and outline of PLUP (objectives, major activities, and roles/responsibilities of local communities);
- b. Schedule of the activities/meetings planned in PLUP;
- c. Persons / groups working in a village for PLUP; and
- d. Expected outputs / results from PLUP.

#### (2) Expected Participants

Village leaders, namely the members of the village council, shall attend the meeting. Additionally, leaders of kinship groups (*uma lisan*) and other key persons (e.g., large land owners) shall be preferably involved in the meeting.

#### (3) Timeframe and Venue

A half day or one day meeting shall be held at the office of suco.

#### (4) Proposed Agenda of the Meeting

The following is the standard agenda for the meeting.

**Standard Agenda for the Consultation Meeting**

Timeframe	Activity	Resource person
10:00-10:15	Session 1: Introduction (NDF/MAF group with NGO and purpose of the meeting)	NDFWC/District Forest Officers Facilitators/NGO
10:15-11:00	Session 2: Concepts and outline of CB-NRM activities	ditto
11:00-11:15	Coffee break	-
11:15-12:00	Session 3: Major activities planned in PLUP with its work schedule	NDFWC/District Forest Officers Facilitators/NGO
12:00-13:00	Questions and answering Session 4: Consultation with local leaders about the acceptance of CB-NRM activities	ditto
13:00-14:00	Lunch	-

Source: JICA Project Team (2015)

#### (5) Guidelines for the Meeting

The consultation meeting shall be carried out in the following procedures.

- Session 1: Introduce the members who visit a village and explain the purpose of the meeting to the participants.

Session 2: Introduce to the participants the concept, objective, overall process of CB-NRM, and expected results/outputs from the CB-NRM activities by sharing the experiences in the six (6) project villages where the JICA CB-NRM Project have worked.

Session 3: Explain to them the major activities (e.g., meetings and workshops) of PLUP, schedule of the activities, and expected roles and responsibilities of local communities, NDFWM/NDFC, District MAF offices concerned, and NGO in the course of PLUP.



Session 4: Confirm village leaders' acceptance of the conduct of PLUP and other CB-NRM activities.

During the meeting, the discussion shall be taken down in flipcharts and a notebook.

#### (6) Inputs (Human Resources and Materials) needed

The following inputs are required for this step.

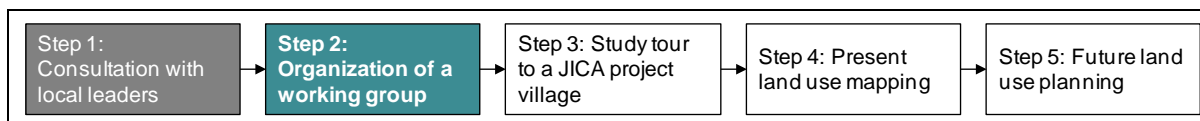
- a. NDFWM/NDFC Officer/s, District Forest Officer/s, and Forest Guard/s
- b. Facilitators/NGO
- c. Pre-made explanatory material transcribed on flipcharts, which show the aims and major activities of CB-NRM, outline of PLUP, and schedule of the activities
- d. Flipcharts
- e. Felt-type pen
- f. Masking tape
- g. Snack, water and lunch for participants

#### (7) Expected Outputs

Unanimous consent on the CB-NRM activities, especially the conduct of PLUP activities, will be obtained from the participants.

## **[Phase 1.1-Stage 1-Step 2] Formation of the Working Group in a Village**

A working group which will be a core body for discussions and meetings of PLUP shall be formed in consultation with village leaders.



### (1) Objectives

The main objective of this step is to form a working group composed of the members of village council, namely village head (*chef de suco*), sub-village heads (*chefs of aldeia*), village traditional mediator (*ancion*), women's representative, youth's representatives, catechesis (*catakist*), and village secretary. Other important stakeholders on natural resource management in a village (e.g., leaders of kinship groups, large land owners, and sub-village traditional mediators) shall also be involved in the group with clarification of their roles and responsibilities in the process of PLUP. The total number of the members of the working group should be 20 to 25 in principle.

### (2) Expected Participants

The same persons who will be the members of the working group shall participate in the meeting.

### (3) Timeframe and Venue

One (1) day meeting shall be held for this step.

### (4) Proposed Agenda of the Meeting

The following is the standard agenda for the meeting.

**Standard Agenda for the Meeting for Formation of a Working Group**

Timeframe	Activity	Resource person
10:00-10:15	Session 1: Introduction of the objective of the session	NDFWC/District Forest Officers Facilitators/NGO
10:15-11:15	Session 2: Necessity of formation of a working group and members to be involved in the group	Facilitators/NGO
11:15-11:30	Coffee break	-
11:30-12:30	Session 3: Roles and responsibilities of the members	Facilitators/NGO
12:30-13:30	Lunch	-
13:30-14:30	Session 3: Roles and responsibilities of the members	Facilitators/NGO
14:30-15:00	Wrap up of the meeting	NDFWC/District Forest Officers Facilitators/NGO

Source: JICA Project Team (2015)

### (5) Guidelines for the Meeting

The meeting and discussions for formation of a working group shall be conducted in accordance with the following procedures.

Session 1: Explain the purpose, timeframe, and expected outputs of the workshop to the participants.

Session 2 (1): Explain the necessity of



formation of a working group placing an emphasis on its expected functions in the process of PLUP.

Session 2 (2): Advise village leaders to select the following persons as members of a working group.

- Village head (*Chef de Suco*)
- Sub-village heads (*Chefs de Aldeia*)
- Village traditional mediator (*Ancion*)
- Catechesis (*Catakist*)
- Women's representative
- Youth's representatives
- Village secretary
- Heads of kinship groups (*Uma Lisan*)
- Large land owners
- Sub-village traditional mediators (*Lia Nain*)
- Any persons who might have an influence on forests and other natural resources in a village

Session 3: Discuss roles and responsibilities of the respective members of the working groups.

**Tips on discussion**

*At the beginning, you should ask the participants to tell their ideas on the roles and responsibilities of the respective members. In case that the ideas given by the participants are insufficient or inappropriate, you should give some clues and ideas referring the roles and responsibilities defined by the JICA-MAF CB-NRM Project as shown in **Appendix-4.1** in this manual.*

Discussions made in the meeting, especially in session 3 above, should be taken down in flipcharts and a notebook.

**(6) Inputs (Human Resources and Materials) needed**

The following inputs are required for this step.

- a. NDFWM/NDFC Officer/s, District Forest Officer/s, and Forest Guard/s
- b. Facilitators/NGO
- c. Flipcharts
- d. Felt-type pen
- e. Snack, water and lunch for participants

**(7) Home Works after the Meeting**

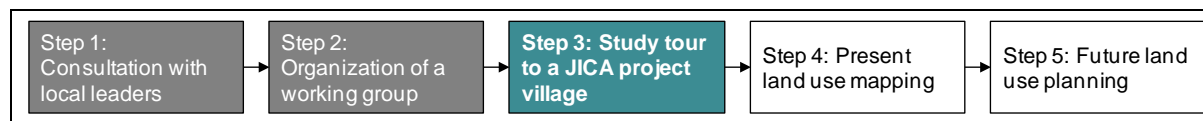
The results of the discussions in the meeting should be compiled into a format similar to **Appendix-4.1** to share a member list with roles of the members with members of the group.

**(8) Expected Outputs**

A list of members of the working group with the roles and responsibilities of the respective members will be prepared through the meeting.

### **【Phase 1.1-Stage 1-Step 3】 Study Tour to the JICA Project Village**

The members of the working group shall be taken to one of the JICA-MAF CB-NRM Project villages where the CB-NRM mechanism has been in place in the course of the project.



#### (1) Objectives

The main objective of the study tour is to help the members of the working group have a clear picture of how the CB-NRM mechanism, particularly PLUP, has changed the situations of the village and improved local livelihoods of communities by having dialogues with local communities in the host village and observing the situations in the field.

#### (2) Expected Participants

About 10 members of the working group shall be selected for the tour.

#### (3) Timeframe and Venue

One (1) day is used for a field visit and dialogues with communities in the host village. Another one (1) or two (2) day/s may be needed for travels before and after the tour.

#### (4) Proposed Agenda of the Session

The following is the standard agenda for the meeting.

**Standard Agenda for the Study Tour**

Timeframe	Activity	Resource person
10:00-10:30	Session 1: Introduction (Participants and objectives of the tour)	NDFWC/District Forest Officers Facilitators/NGO
10:30-12:30	Session 2: Sharing of experiences of the CB-NRM activities - Outline and effectiveness of the village regulations and future land use plan - Major activities conducted in the process of PLIP - Roles and responsibilities of the village leaders - Any government supports obtained - Lessons learned (including coffee break)	Facilitators/NGO Villagers of the Host Village
12:30-13:30	Lunch	-
13:30-14:30	Session 3: Questions and answer	Facilitators/NGO
14:30-15:30	Session 4: Field observation	ditto
15:30-16:00	Closing	NDFWC/District Forest Officers Facilitators/NGO

Source: JICA Project Team (2015)

#### (5) Guidelines for the Meeting

A meeting with communities in the host village shall be conducted according to the following procedures.

Session 1 (1): Introduce the participants (the members of the working group) in the study tour to communities in the host village and vice versa.



Session 1 (2): Explain the purpose, timeframe, and expected outputs of the tour to the participants.

Session 2: Ask village leaders or communities in the host village to explain to the participant in the study tour the process and outline of the CB-NRM mechanism putting emphasis on the following points:

- Outline of the village regulations and future land use plan;
- Results or any changes that they have seen since the village regulations were in place;
- Major activities that they have engaged in since the beginning,
- Major roles of village leaders and other members of the group in the preparation and enforcement of the village regulations;
- Coordination with government or other external supporting organizations for effective implementation of the village regulations; and
- Lessons learned and good practices obtained from the process of PLUP and other CB-NRM activities.

**Tips on discussion**

*In the discussion, you should let village leaders or communities in the host village explain the matters listed above to the participants. The members of the working group should have opportunities to see the future land use plan and village regulations in parallel with have dialogues with host communities in the meeting. It would help the participants have a clear image of the major outputs of the activities.*

Session 3: Facilitate the discussions between the members of the working groups and those in the host village.

Session 4: Take the participants to the demonstration plots and individual farms where CB-NRM techniques, e.g., soil conservation measures and/or planting of timber and industrial/fruit trees, were already applied.

## (6) Inputs (Human Resources and Materials) needed

The following inputs are required for this step.

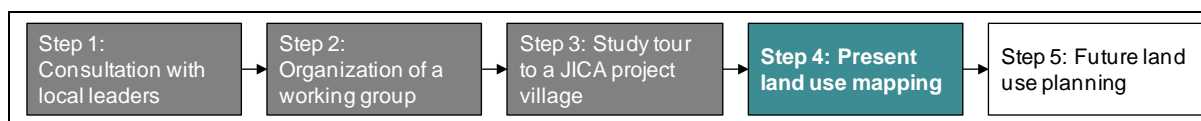
- a. NDFWM/NDFC Officer/s, District Forest Officer/s, and Forest Guard/s
- b. Facilitators/NGO
- c. Transportation means for the participants
- d. Chairs and venue for the meeting in the host village
- e. Copies of the village regulations with future land use map of the host village
- f. Snack, water and lunch for participants
- g. Accommodations for the participants, if necessary

## (7) Expected Outputs

The members of the working group could deepen their understanding of the CB-NRM mechanism, especially PLUP, in terms of its activities, possible outputs, and their roles in the process.

### **【Phase 1.1-Stage 1-Step 4】 Present Land Use Mapping**

The working group shall identify the land use patterns in a village and depict the boundaries of the present land uses using an aerial photo with the assistance of facilitators/NGO.



#### (1) Objectives

The main aim of the meeting is to help the members of the working group assess the current land use patterns in a village and make a present land use map using an aerial photo covering the territory of a village. As the present land use map will be used as a base map for future land use planning in the following step of PLUP, the session also aims to help the members:

- understand the current land and resource uses in their locality;
- demarcate the boundaries of land use patterns on an aerial photo covering a village;
- add/depict major landmarks and other information of forest and other natural resources in a village onto the aerial photo; and
- identify critical places where wild fires have often taken place.

#### (2) Expected Participants

All the members of the working groups shall participate in the meeting.

#### (3) Timeframe and Venue

A two (2)-day meeting shall be held at the village office.

#### (4) Proposed Agenda of the Meeting

The following is the standard agenda for the meeting.

#### **Standard Agenda for the Meeting for Present Land Use Mapping**

##### **Day 1**

<b>Timeframe</b>	<b>Sessions</b>	<b>Resource person</b>
10:00-10:30	Session 1: Outline of the session (objectives, activities and timeframe)	NDFWC/District Forest Officers Facilitators/NGO
10:30-11:00	Session 2: Presentation of an aerial photo map and resource map (if available)	Facilitators/NGO
11:00-11:15	Coffee Break	-
11:15-12:30	Session 3: Depicting major landmarks onto aerial photo map	Facilitators/NGO
12:30-13:30	Lunch Break	-
13:30-16:30	Session 4: Demarcation of the boundaries of land use onto an aerial photo	Facilitators/NGO

##### **Day 2**

<b>Timeframe</b>	<b>Activity</b>	<b>Resource person</b>
10:00-10:30	Recapturing the day 1 session	Facilitators/NGO
10:30-12:30	Session 4: Demarcation of the boundaries of land use onto an aerial photo (including coffee break)	ditto
12:30-13:30	Lunch Break	-
13:30-16:00	Session 5: Classification of forest areas and addition of other information onto aerial photo map	Facilitators/NGO
16:00-16:30	Clarification and question Explanation of the next step	NDFWC/District Forest Officers Facilitators/NGO

Source: JICA Project Team (2015)



## (5) Guidelines for the Meeting

An A0-size aerial photo which covers the entire territory of a village should be prepared and printed prior to the meeting. The scale of the photo shall be within the range of 1/7,500 to 1/15,000 depending the size and shape of a village.

Session 1: Explain the purpose, timeframe, and expected outputs of the workshop to the participants.

Session 2 (1): Put the A0-size aerial photo on a sheet of plywood which is larger than the aerial photo and show the participants the aerial photo (In case PRA is conducted before PLUP, a resource map of a village should be presented to the participants together with the aerial photo.).



Session 2 (2): Help the participants interpret the aerial photo.

Session 3 (1): Put an A0-size transparent plastic on the aerial photo so that the participants can draw lines and mark symbols directly on the aerial photo.

Session 3 (2): Ask the participants to put major land marks, such as: i) boundaries of aldeia, ii) rivers and streams, iii) roads, iv) settlements, v) sacred houses/places, and vi) water sources, on the transparent plastic.

Session 4 (1): Put another transparent plastic over the aerial photo.

Session 4 (2): Ask the participants to classify the territory of a village into several types of land use, such as: i) forests, ii) areas for shifting cultivation, iii) permanent farms, iv) coffee plantations, v) grasslands, and vi) others, and to demarcate the boundaries of the land uses on the transparent plastic.

Session 4 (3): Ask them to further classify forests in terms of: i) density of crown canopy of forest (i.e., dense/close, medium density, sparse, and open) and ii) types of main tree species (e.g., *Eucalyptus alba*, *Eucalyptus urophylla*, others, and mix) and add the information of forest types on the transparent plastic.

Session 5 (1): Remove the transparent plastics overlaid with the aerial photo and put a new transparent plastic on aerial photo.

Session 5 (2): Ask the participants to demarcate: i) areas used for animal grazing, ii) those for firewood collection, iii) critical places where forest fires often occur, and iv) any places categorized as communal areas on the transparent plastic.

During the session, the discussions made by the participants in the meeting shall be taken down in flipcharts, so that the participants can catch up the discussion. Notes of the discussion shall be taken at the same time.

## (6) Inputs (Human Resources and Materials) needed

The following inputs are required for this step.

- a. NDFWM/NDFC Officer/s, District Forest Officer/s, and Forest Guard/s
- b. Facilitators/NGO
- c. Aerial photo at a scale of 1/7,500 ~ 1/15,000
- d. A roll of transparent plastic which can cover the A0-size aerial photo
- e. A sheet of plywood larger than the aerial photo
- f. Felt-type pens in black and other colors
- g. Masking tape
- h. Flipcharts
- i. Snack, water and lunch for participants



## (7) Home Works after the Meeting

All the data and information transcribed in the transparent plastics shall be transferred to one transparent plastic by laying a new transparent plastic over those used in the field and the aerial photo and tracing the lines and symbols/land marks on the new plastic. The lines should be refined and symbols/land marks/legend of map should be developed by computer and pasted onto the new transparent plastic, so that the plastic can be finally used as a present land use map of a village by putting it on the aerial photo.



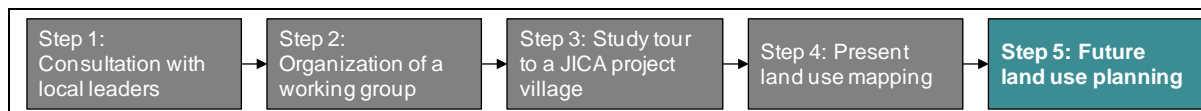
**Appendix-4.2** shows a sample of the present land use map, which was prepared for one of the JICA-MAF CB-NRM Project village through the process described above.

## (8) Expected Outputs

A present land use map showing the current land uses and forest types with information of other natural resources (Please refer to **Appendix-4.2.**) will be developed.

## 【Phase 1.1-Stage 1-Step 5】 Future Land Use Planning

The working group shall discuss and determine the future land use of a village to enable local communities in a village to maintain and improve the quality of natural resources, such as forests, lands, and springs, for the future generations.



### (1) Objectives

The main objective of the meeting is to help the members of the working group assess the extent of forest and land degradation in a village and develop a future land use plan aimed at attaining sustainable management of forest-based natural resources (e.g., forests, lands, wildlife, and water) while improving local livelihoods in a village. Specifically, the meeting shall help the members:

- appreciate the environmental and economic functions that forests in a village innately own (e.g., conservation of water, protection of surface soils, and production of wood and non-wood products);
- appreciate the values of forest-based natural resources (e.g., timber trees, non-timber products, and water) available in their locality and their vulnerability when forests are degraded;
- assess the causes of forest degradation and potential adverse effects caused by forest degradation;
- examine and come up with the possible measures/approaches that they can take to maintain and improve the functions of forests and other valuable natural resources; and
- identify possible future land use options for the respective present land uses.

### (2) Expected Participants

All the members of the working groups shall participate in the meeting.

### (3) Timeframe and Venue

A two (2)-day meeting shall be held at the office of a village.

### (4) Proposed Agenda of the Meeting

The following is the standard agenda for the meeting.

#### Standard Agenda for the Meeting for Future Land Use Planning

##### Day 1

Timeframe	Sessions	Resource person
10:00-10:30	Session 1: Outline of the meeting (objectives, activities and timeframe)	NDFWC/District Forest Officers Facilitators/NGO
10:30-11:00	Session 2: Presentation of a present land use map	Facilitators/NGO
11:00-11:15	Coffee Break	-
11:15-12:30	Session 3: Discussion on the functions and values of forests and natural resources	Facilitators/NGO
12:30-13:30	Lunch Break	-
13:30-14:30	Session 4: Discussion on current management practices of forests and natural resources	Facilitators/NGO
14:30-15:30	Session 5: Discussion on the extent / causes of degradation of forests	ditto

Timeframe	Sessions	Resource person
15:30-16:30	and natural resources Session 6: Discussion on potential rules on the use and management of forests and natural resources	ditto

**Day 2**

Timeframe	Sessions	Resource person
10:00-10:30	Recapturing the day 1 session	Facilitators/NGO
10:30-11:30	Session 6: Discussion on potential rules on the use and management of forests and natural resources (Continuation) (including coffee break)	ditto
11:30-12:30	Session 7: Examination of the necessity to change the present land use classifications	ditto
12:30-13:30	Lunch Break	-
13:30-16:00	Session 8: Preparation of a future land use plan	Facilitators/NGO
16:00-16:30	Clarification and question Explanation of the next step	NDFWC/District Forest Officers Facilitators/NGO

Source: JICA Project Team (2015)

### (5) Guidelines for the Meeting

The meeting and discussions for future land use planning shall be conducted according to the following procedures.

Session 1: Explain the purpose, timeframe, and expected outputs of the workshop to the participants.

Session 2: Present the present land use map made in Step 4 and ask the participants to confirm if the map correctly represents the current land uses in a village and the natural resources relevant to their livelihoods.



Session 3: Ask the participants to discuss and determine the functions and values of the respective land uses/forest types represented in the present land use map.

Session 4 (1): Ask them to discuss and determine the current management practices (e.g., harvesting of trees, collection of firewood, hunting, animal grazing, and collection of honey) in the respective land uses/forest types represented in the present land use map.

Session 4 (2): Ask them to evaluate the importance of the respective land uses/forest types in the present land use map.

#### **Tips on discussion**

a. Prior to the meeting, you should prepare a format for discussions in sessions 3 and 4. **Appendix-4.3** shows the format used in the JICA project villages for the same purpose.

b. The format is aimed at facilitating the discussions by contrasting the current land uses with their functions, practices, and importance. It could facilitate the discussions among the participants.

Session 5: Discuss the extent and causes of forest and soil degradation in the respective land uses/forest types, stressing the vulnerability of open areas to soil erosion or land degradation.

Session 6: Discuss and come up with potential rules (dos and don'ts) on use and management of the respective land uses/forest types as well as important natural resources (e.g., spring).

**Tips on discussion**

*In the discussion, you should guide and help them develop rules that enable them to properly manage natural resources in line with the existing government regulations. The following are the possible rules that can be applied to natural forests with the different densities of crown canopy.*

**Dense forest:**

*i) Cutting trees, burning, animal grazing, and farming are strictly prohibited.*

**Moderately-dense forest**

*i) Cutting trees is allowed only for domestic and ritual purposes with the permission of village leaders, land owners, and MAF;*

*ii) Animal grazing is prohibited; and*

*iii) Burning and farming are strictly prohibited.*

**Sparse forest:**

*i) Cutting trees is allowed only for domestic and ritual purposes with the permission of village leaders, land owners, and MAF;*

*ii) Animals can be grazed in the area only during the rainy season with the permission of land owners;*

*iii) Burning is strictly prohibited; and*

*iv) Planting of fruit trees and industrial plants is allowed.*

*The rules on the management of other land uses shall be determined in the same manner.*

Session 7: Ask the participants to examine if current land uses in a village need to be changed.

**Tips on discussion**

*You should advise them to pay due attention to soil/land management to maintain and increase land productivity since the majority of rural areas of Timor-Leste are vulnerable to soil erosion in general. Consequently, the participants should be advised to look into the possibilities that:*

*i) areas currently used for shifting cultivation can be converted into more sustainable or environmentally-friendly forms, such as, coffee/fruit plantation, production forest, and/or permanent/fixed farm with agro-forestry and slope land agriculture techniques;*

*ii) sparse natural forests can be improved/upgraded to moderately-dense forests by planting trees of timber and other species;*

*iii) moderately-dense forests can be upgraded to dense forests by assisting them in the natural regeneration or planting trees;*

*iv) grasslands and bare lands can be reforested by planting timber or leguminous species; and*

*v) a certain area can be allocated exclusively for animal grazing.*

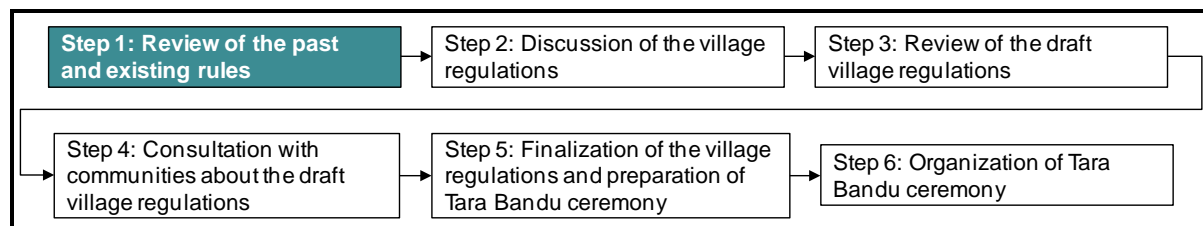


### 4.1.2 Stage 2: Formulation of Village Regulations

As explained in section 3.5, it is possible to start the selection of agriculture and forestry extension services described in Section 4.2 in parallel with the formulation of village regulations, whose procedures are described below.

#### 【Phase 1.1-Stage2-Step 1】 Review of the Past and Existing Village Rules

As the first step for the formulation of village regulations, the working group shall review customary rules and norms on natural resource management in a village and evaluate them if they can be still used as rules in a village.



#### (1) Objectives

The main objective of the meeting is to help the members of the working group review and evaluate the past and existing rules and regulations on management of forest and other natural resources in a village. In the discussions, the members will check if their customary rules and regulations could be effective in the current context of a village. Specifically, the meeting aims to help the members:

- review customary rules that they had/have followed in the respective timeframes: namely i) during the Portuguese colonial era (~1975), ii) during the period under the Indonesian Government's control (1975~2001), and iii) after the independence (2002~);
- assess advantages and disadvantages of such past and current rules; and
- review the operation systems (e.g., coverage, fines and penalties imposed, responsible body for enforcement, and method/system to enforce the rules) to implement the rules in the respective timeframes.

#### (2) Expected Participants

All the members of the working groups shall participate in the meeting.

#### (3) Timeframe and Venue

A one (1)-day meeting shall be held at the office of suco.

#### (4) Proposed Agenda of the Meeting

The following is the standard agenda proposed for the meeting.

**Standard Agenda for the Meeting for Review of Customary Rules**

Timeframe	Sessions	Resource person
10:00-10:30	Session 1: Outline of the meeting (objectives, activities and timeframe)	NDFWC/District Forest Officers Facilitators/NGO
10:30-12:30	Session 2: Outline of the past and existing rules on natural resource management in a village (prohibited activities)	Facilitators/NGO
12:30-13:30	Lunch Break	-
13:30-15:00	Session 2: Outline of the past and existing rules on natural	Facilitators/NGO

Timeframe	Sessions	Resource person
	resource management in a village (responsible body, implementation system, fine and penalties)	
15:00-16:00	Session 3: Advantages and disadvantages of the rules	ditto
16:00-16:30	Clarification and question Explanation of the next step	NDFWC/District Forest Officers Facilitators/NGO

Source: JICA Project Team (2015)

### (5) Guidelines for the Meeting

The meeting and discussions for review of past and existing rules/norms shall be conducted according to the following procedures.



- Session 1: Explain the purpose, timeframe, and expected outputs of the workshop to the participants.
- Session 2 (1): Ask the participants to share their impression of the past and existing rules and regulations on forest and natural resource management in a village in terms of its effectiveness and strength.
- Session 2 (2): Ask them to assess the past and existing rules by discussing the following aspects:
- Banned acts/activities with regard to forest and natural resource management;
  - Responsible persons or groups to enforce the rules;
  - Fines and penalties imposed on violations;
  - Enforcement/implementation system; and
  - Other rules (prohibited acts/activities with regard to other matters).

#### **Tips of discussion**

*Prior to the meeting, you should prepare an entry format as shown below in flipcharts. In the discussions, you should first advise the working group to enumerate the village rules (banned acts/activities) on natural resource management in the respective timeframes, and then ask them to explain the rules in terms of the following points:*

- i) responsible persons for implementation of rules;*
- ii) fines/penalties imposed on violations; and*
- iii) implementation system (how to implement and enforce the rules).*

Aspects discussed	Portuguese times	Indonesian times	After the independence
1. General impression			
2. Banned activities			
3. Activities allowed			
4. Implementation system and persons responsible			
5. Fines and penalties			
6. Advantages and disadvantages			
7. Necessary improvement			

Source: JICA Project Team (2015)



Session 3 (1): Ask them to assess advantages and disadvantages of the rules in the respective timeframes and evaluate if the rules or parts of them can be used as their regulations.

Session 3 (2): Ask them to discuss necessary changes/revisions to be made in the rules to use them as new regulations.

Session 3 (3): Fill in the results of the discussions above on the format.

All the discussions made by the participants shall be written down in flipcharts so that they can review and understand what they discussed. Notes of the discussion shall be taken simultaneously.

#### **(6) Inputs (Human Resources and Materials) needed**

The following inputs are required for this step.

- a. NDFWM/NDFC Officer/s, District Forest Officer/s, and Forest Guard/s
- b. Facilitators/NGO
- c. Pre-made flipcharts with the entry format
- d. Felt-type pens
- e. Masking tape
- f. Flipcharts
- g. Snack, water and lunch for participants

#### **(7) Home Works after the Meeting**

The results of the discussions shall also be encoded and compiled into a format made in MS excel. At the same time, a list of banned activities that the working groups agreed on as rules on natural resource management in a village shall be prepared.

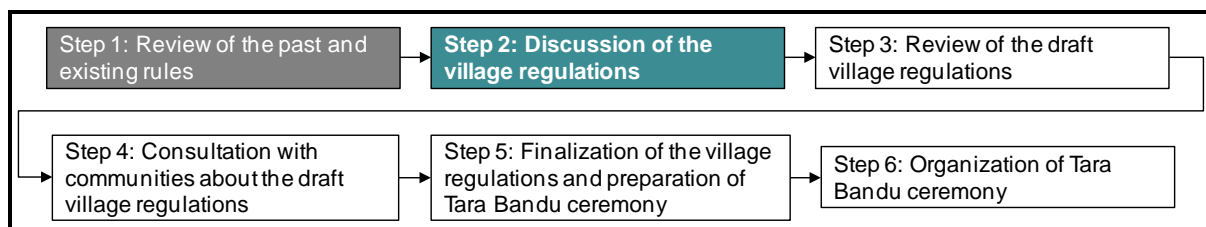
#### **(8) Expected Outputs**

The following data and information which can be used as parts of the village regulations can be identified and outlined.

- Customary rules/norms on natural resource management (banned activities) in a village
- Systems and structure for implementation/enforcement of rules and regulations
- Improvement to be made in the rules

## **[Phase 1.1-Stage 2-Step 2] Discussions of the Draft Village Regulations**

Based on the discussion in Stage 2-Step 1, the members of the working group shall further discuss their village regulations to come up with the draft version of village regulations in writing.



### (1) Objectives

The main objective of the meeting is to help the members of the working group develop the new village regulations covering not only natural resource management but also social norms in a village. Specifically, the meeting aims to help the members:

- determine activities/acts to be banned for sustainable forest and natural resource management;
- identify rules and prohibitions to maintain the social order in a village;
- develop a simple system to implement and enforce the rules without any external support in the future;
- decide an organizational set-up to implement and enforce the regulations in a village; and
- determine the realistic fines and penalties imposed on violators.

### (2) Expected Participants

All the members of the working groups shall participate in the meeting.

### (3) Timeframe and Venue

A two (2)-day meeting shall be held at the village office.

### (4) Proposed Agenda of the Meeting

The following is the standard agenda for the meeting.

#### **Standard Agenda for the Meeting for Discussion on Village Regulations**

##### **Day 1**

<b>Timeframe</b>	<b>Sessions</b>	<b>Resource person</b>
10:00-10:30	Session 1: Outline of the meeting (objectives, activities and timeframe)	NDFWC/District Forest Officers Facilitators/NGO
10:30-11:15	Session 2: Presentation of the results of steps 5 and 6 (future land use map, proposed management practices of land use types, and the past and exiting rules effective for natural resource management)	Facilitators /NGO
11:15-11:30	Coffee Break	-
11:30-12:30	Session 3: Discussion on the objectives of the village regulations	Facilitators /NGO
12:30-13:30	Lunch Break	-
13:30-14:30	Session 4: Discussions on typical contents of the village regulations	Facilitators /NGO
14:30-16:30	Session 5: Discussions on the village regulations - Rules on natural resource use (Chapter 5)	ditto

<b>Timeframe</b>	<b>Sessions</b>	<b>Resource person</b>
	- Proper forest and land management practices (Chapter 4) - Social rules/norms (Chapter 3) - Rules on management of livestock animals (Chapter 6)	

**Day 2**

<b>Timeframe</b>	<b>Sessions</b>	<b>Resource person</b>
10:00-10:30	Recapturing the day 1 session	Facilitators /NGO
10:30-12:30	Session 5: Discussions on the village regulations - Organization responsible for implementation (Chapter 7) - Implementation system of the regulations (Chapter 8) (including coffee break)	ditto
12:30-13:30	Lunch Break	-
13:30-16:00	Session 5: Discussions on the village regulations - Monitoring and information dissemination (Chapter 9) - Income and expenditures (Chapter 10) - Fines and penalties (Chapter 11)	Facilitators /NGO
16:00-16:30	Clarification and question Explanation of the next step	NDFWC/District Forest Officers Facilitators /NGO

Source: JICA Project Team (2015)

**(5) Guidelines for the Meeting**

The meeting shall be conducted according to the following procedures.

Session 1: Explain the purpose, timeframe, and expected outputs of the workshop to the participants.

Session 2 (1): Present the results of Stage 1-Step 5 (the future land use options with the proposed land management practices of the respective land use options).

Session 2 (2): Present the results of Stage 2-Step 2 (the outline of the past and existing rules on natural resource management and implementation system).

**Tips of discussion**  
*You should transcribe the results of both workshops into flipcharts prior to the meeting so that the participants can easily review what they discussed and determined before.*

Session 3: Ask the participants to discuss and determine the objectives of the village regulations.

**Tips of discussion**  
*Some of the possible objectives are as follows:*  
*Principle objective: to protect, improve, and enhance welfare of the communities and natural resources in a village.*  
*Specific objectives: to protect natural environment of a village*  
*to enhance and maintain the solidarity of communities*  
*to improve and maintain the social order in a village*  
*to maintain the traditional practices and cultures in a village*  
*to encourage communities to give due respect to each other*  
*to enable communities to enjoy benefits from natural resources*  
*to contribute to the environment in the downstream*

Session 4: Introduce the typical contents of the village regulations as follows.

Chapter 1: General and definition

- Chapter 2: Purpose of the village regulations
- Chapter 3: General rules
- Chapter 4: Future land use and guidelines on future land use
- Chapter 5: Rules on the use of natural resources
- Chapter 6: Rules on the Management of Livestock Animals
- Chapter 7: Village organization responsible for implementation/enforcement
- Chapter 8: Implementation system of the village regulations
- Chapter 9: Monitoring of implementation and information dissemination to communities
- Chapter 10: Financial management (Income and Expenditure)
- Chapter 11: Fines and penalties
- Chapter 12: Effectiveness and final provisions

Section 5: Ask the participants to discuss the following topics to draft the village regulations (If necessary, introduce the village regulations developed by the JICA-MAF CB-NRM Project villages as references. A sample of the village regulations is shown in **Appendix-4.5**):

- i) Rules on use and management of forest and natural resources in a village referring the list of banned acts/activities prepared in Stage 1 Step 1 (Chapter 5);
- ii) Social rules/norms (or a kind of civil law) for improvement and maintenance of social orders in a village (Chapter 3);
- iii) Proposed land and forest management practices to use farmlands and forests in a village in a sustainable and proper manner referring the future land use options with the present land management practices (Chapter 4);
- iv) Rules on management of livestock animals in a village to reduce crop damage caused by grazing animals (Chapter 6);
- v) Persons and groups responsible for implementation of the village regulations and roles and responsibilities of persons/groups responsible (Chapter 7);
- vi) A system or protocol that local communities need to follow when they solve/settle a case using the village regulations (Chapter 8),
- vii) Liability/responsibility for payment of meeting expenses when a case is officially settled (Chapter 8);
- viii) Regular meetings to be held at the village level to monitor the situation of a village and solve any issues happening in a village using the village regulations (Chapter 9),
- ix) Regular meetings to be held at the sub-village level to enhance awareness of the village regulations among communities through dissemination of the results of the regular meetings at the village level (Chapter 9);

- x) Types of income that a village can obtain through implementation of the village regulations and guidelines/rules on management of such incomes (Chapter 10); and
- xii) Types of violation to be penalized and fines/penalties to be imposed on a violator as well as a method of collection of fines (Chapter 11).

**Tips of discussion**

- a. *You should advise the participants to fully refer the results of the workshops held in Stage 1-Step 5 (Future Land Use Planning) and Stage 2-Step 1 (Review of Past and Existing Village Rules) in the discussions on Chapters 4 and 5. In fact, the future land use options with a future land use map and land management practices will constitute Chapter 4 of the regulations.*
- b. *You can use the village regulations developed by the JICA-MAF CB-NRM Project villages for their references when discussing each topic or chapter listed above. A sample of the village regulations is shown in **Appendix-4.5**.*

All the discussions made by the participants shall be written down in flipcharts so that they can review and understand what they discussed. At the same time, notes of the discussions shall be taken.

**(6) Inputs (Human Resources and Materials) needed**

The following inputs are needed for this step.

- a. Central NDFWM/NDFC Officer/s, District Forest Officer/s, and Forest Guard/s
- b. Facilitators/NGO
- c. Future land use map with the aerial photo
- d. Premade explanatory flipcharts with descriptions of the results of Stage 1-Step 5 and Stage 2-Step 1
- e. Felt-type pens
- f. Masking tape
- g. Flipcharts
- h. Snack, water and lunch for participants

**(7) Home Works after the Meeting**

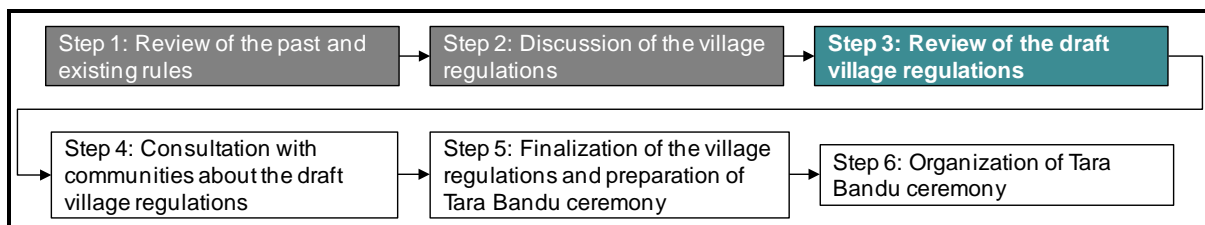
The draft version of village regulations shall be prepared by referring the discussions in the sessions. In case that the sample village regulations in **Appendix-4.5** are used in the meeting, the village regulations could be prepared by revising/amending the same based on the ideas given by the participants in the meeting.

**(8) Expected Outputs**

A set of village regulations similar to the one shown in **Appendix-4.5** is expected to be prepared.

## [Phase 1.1-Stage 2-Step 3] Review of the Draft Village Regulations and Future Land Use Plan

The village regulations drafted in the previous step shall be presented to the members of the working group for review. In the meeting, the members of the working group will check if the draft version contains all the ideas and suggestions given by them in the previous meetings.



### (1) Objectives

The main objective of the meeting is to help the members of the working group review the draft village regulations prepared on the basis of the discussions in the previous meeting and make necessary revision if necessary. At the same time, this session aims to deepen their understanding of the draft village regulations through review and discussion.

### (2) Expected Participants

All the members of the working groups shall participate in the meeting.

### (3) Timeframe and Venue

A one (1)-day meeting shall be held at the office of suco.

### (4) Proposed Agenda of the Meeting

The following is the standard agenda for the meeting.

**Standard Agenda for the Meeting for Review of Draft Village Regulations**

Timeframe	Sessions	Resource person
10:00-10:30	Session 1: Outline of the meeting (objectives, activities and timeframe)	NDFWC/District Forest Officers Facilitators/NGO
10:30-12:30	Session 2: Review and revision of the draft village regulations	Facilitators/NGO
12:30-13:30	Lunch Break	-
13:30-15:00	Session 2: Review and revision of the draft village regulations	Facilitators/NGO
15:00-16:00	Session 3: Planning of consultation meetings at the sub-village level	ditto

Source: JICA Project Team (2015)

### (5) Guidelines for the Meeting

Prior to the meeting, the draft village regulations shall be copied as many as the number of the members of the groups. The meeting shall be conducted according to the following procedures.

Session 1: Explain the purpose, timeframe, and expected outputs of the workshop to the participants.

Session 2 (1): Read through the draft village regulations from the beginning



together with the members to the participants.

- Session 2 (2): Ask the members to check one article by one article in the draft regulations.
- Session 2 (3): Revise the draft regulations in case any descriptions are considered not applicable to a village.
- Session 3 (1): Explain the necessity of holding consultation meetings with local communities at the sub-village level for finalization of the regulations.
- Session 3 (2): Fix the dates of the meetings at the respective sub-village.
- Session 3 (3): Discuss the roles and responsibilities of the members of the working group in the consultation meetings. The roles to be shared by the members are: i) explanation of the process, ii) presentation of the draft village regulations and future land use plan (map) to local communities, and iii) answers to questions.

All the revisions agreed on by the members in the meeting shall be taken down in the flipcharts and a notebook.

#### (6) Inputs (Human Resources and Materials) needed

The following inputs are required for this step.

- a. Central NDFWM/NDFC Officer/s, District Forest Officer/s, and Forest Guard/s
- b. Facilitators/NGO
- c. Future land use map with the aerial photo
- d. Copies of the draft village regulations
- e. Felt-type pens
- f. Masking tape
- g. Flipcharts
- h. Snack, water and lunch for participants

#### (7) Home Works after the Meeting

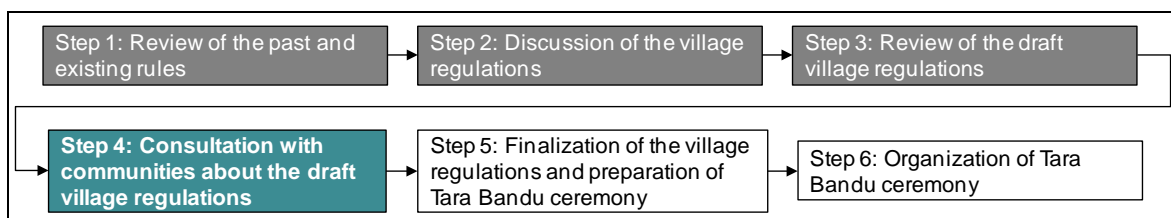
The draft village regulations shall be revised by referring comments and suggestions given by the members of the working group in the meeting. The revised village regulations shall be transcribed into flipcharts for the next step.

#### (8) Expected Outputs

The final version of the draft village regulations with future land use plan will be prepared in writing.

## [Phase 1.1-Stage 2-Step 4] Consultation with Local Communities about the Draft Village Regulations and Future Land Use Plan

The members of the working group shall hold consultation/socialization meetings at the sub-village level to obtain consent as well as feedback from local communities on the draft regulations.



### (1) Objectives

The main objective of the meeting is to help the members of the working group introduce the draft village regulations to other communities in a village and get feedbacks as well as unanimous consent from them for finalization. Specifically, the meeting aims to:

- explain the objectives and outline of the village regulations to local communities at the sub-village level and clear up their doubts/misunderstand on the regulations;
- identify any points to be reconsidered in the draft version to make the village regulations acceptable for local communities; and
- help village leaders deepen their understandings of the village regulations through presentation to as well as discussions with communities at the sub-village level.

### (2) Expected Participants

The majority of communities/households in a village are expected to attend the meetings at the respective sub-villages.

### (3) Timeframe and Venue

A one (1)-day meeting will be held at each sub-village.

### (4) Proposed Agenda of the Meeting

The following is the standard agenda for the meeting at the sub-village level.

**Standard Agenda for Consultation Seminars at the Sub-village Level**

Timeframe	Sessions	Resource person
10:00-10:30	Session 1: Outline of the meeting (objectives, activities and timeframe)	NDFWC/District Forest Officers Facilitators/NGO
10:30-12:30	Session 2: Presentation of the village regulations with the future land use plan	Facilitators/NGO
12:30-13:30	Lunch Break	-
13:30-15:30	Session 3: Discussion on the village regulations and future land use plan	Facilitators/NGO
15:30-16:00	Recapturing of the discussions Explanation of the next step	ditto

Source: JICA Project Team (2015)

### (5) Guidelines for the Meeting

Prior to the meeting, the draft village regulations should be transcribed on flipcharts so that



communities who attend the meetings can read the regulations by themselves while the members of the working group explain the same in the meeting. The meeting at the sub-village level will be conducted according to the following procedures.

- Session 1: Explain the purpose, timeframe, and expected outputs of the workshop to the participants.
- Session 2 (1): Ask one of the members of the working group shall explain the process of PLUP (what they have done from Stage 1-Step 3 to Stage 2-Step 3).
- Session 2 (2): Ask another member of the working group to read through the village regulations from Chapter 1 to the last chapter of the draft village regulations. It is also possible that the members can read the regulations chapter by chapter by rotation.
- Session 3 (1): Ask the participants (communities who attend the meeting) to give their opinions and suggestions on the draft village regulations and future land use plan.
- Session 3 (2): Help the members of the working group reply to the questions/inquiries/suggestions given by the participants.



All the discussions made between the participants and the members shall be taken down in flipcharts and a notebook in the meeting.

#### (6) Inputs (Human Resources and Materials) needed

The following inputs are required for this step.

- NDFWM/NDFC Officer/s, District Forest Officer/s, and Forest Guard/s
- Facilitators/NGO
- Flipcharts on which the draft village regulations are transcribed on
- Future land use map with the aerial photo
- Felt-type pens
- Masking tape
- Flipcharts
- Snack, water and lunch for participants

#### (7) Home Works after the Meeting

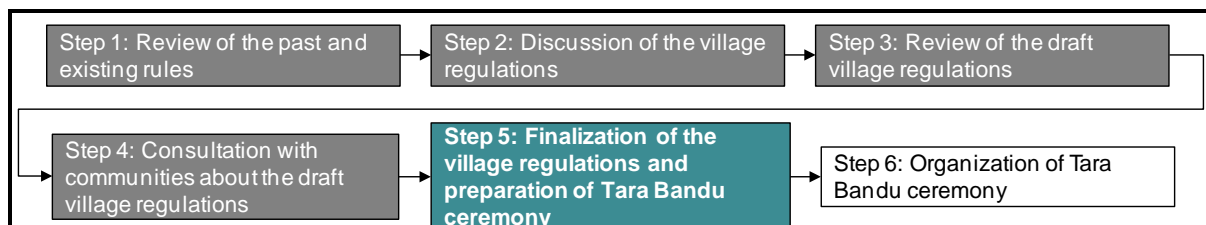
The draft village regulations shall be revised by referring comments and suggestions given by the participants in the consultation meetings, if necessary.

#### (8) Expected Outputs

The village regulations and future land use plan, which can be accepted by local communities as their village rules, will be finalized.

## **[Phase 1.1-Stage 2-Step 5] Finalization of the Village Regulations and Preparation of *Tara Bandu* Ceremony**

The village regulations shall be finalized based on the results of the consultation meetings at the sub-village level. At the same time, the members of the working group shall prepare for a traditional ceremony, which is so-called “Tara Bandu ceremony,” for announcement of the inauguration of the village regulations in and around a village.



### (1) Objectives

The main objective of this step is to help the working group prepare for a traditional/customary ceremony, “Tara Bandu ceremony,” for announcement of the inauguration of the village regulations.

### (2) Activities to be done

Prior to the preparation of the ceremony, the village regulations shall be finalized by referring the comments and feedbacks given in the consultation meetings. The village regulations shall be bound up in a simple book form and presented to the members of the working group for final confirmation.

At the same time, a meeting with the working group shall be held to decide the date of the ceremony, guests to be invited, and tasks of the working group and NDFWM/NDFC/MAF District Office/NGO in the preparation. After the meeting, the following activities shall be carried out in collaboration with the working group.

- a. Make a list of guests to be invited to the ceremony
- b. Prepare and deliver the invitation letter to guests
- c. Visit the authorities concerned (e.g., Sub-district Administrator, District Administrator, District Director of MAF District Office, and National Director of NDF) and ask their endorsement and authorization of the village regulations
- d. Procure materials needed for the ceremony
- e. Help the members of the working group prepare for the ceremony

### (3) Roles of the Major Players

NDFWM/NDFC and District Forestry Officers together with facilitators/NGO shall be responsible for finalization of the village regulations in writing. They shall also assist the working group in: i) preparation and delivery of the invitation letter; ii) explanation of the village regulations to the authorities concerned; iii) binding of the village regulations; and iv) procurement/preparation of materials necessary for the ceremony. The working group shall be responsible for preparation of the venue and local materials used for the ceremony, calling of local communities, and invitation of the neighboring villages to the ceremony.

**(4) Timeframe**

About one to two week/s may be required for the preparation.

**(5) Inputs (Human Resources and Materials) needed**

The following inputs are required for this step.

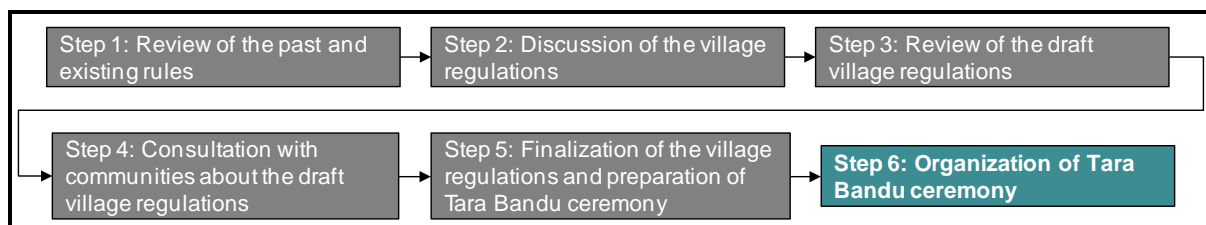
- a. NDFWM/NDFC Officer/s, District Forest Officer/s, and Forest Guard/s
- b. Facilitators/NGO
- c. Budget for binding, transportation, and procurement of materials
- d. Arrangement for the meetings with the authorities concerned

**(6) Expected Outputs**

The village regulations are ready for signing. Materials necessary for the ceremony will also be procured.

## **【Phase 1.1-Stage 2-Step 6】 Organization of *Tara Bandu* Ceremony**

A customary/traditional ceremony named “*Tara Bandu ceremony*” will be held at a village to announce the official inauguration of the village regulations to communities in and around a village.



### (1) Objectives

The main objective of the ceremony is to officially notify local communities in and around a village of inauguration of the village regulations in a customary/traditional manner.

### (2) Expected Participants

The following guests are expected to participate in the ceremony.

- a. High officials of MAF (e.g., H.E. Minister and General Director of MAF)
- b. Representatives of NDFWM/NDFC (National Directors of NDFWM & NDFC, Heads of Departments of NDFWM & NDFC)
- c. Representatives of District MAF Office concerned
- d. Representatives of Municipal Government Office concerned
- e. Sub-district Administrator of Sub-district Administrative Office concerned
- f. Village leaders of the neighboring sucos
- g. All communities in the village

### (3) Timeframe and Venue

A one (1) day ceremony is held at the center of a village.

### (4) Proposed Agenda of the Ceremony

The way of the ceremony may vary with the culture of the village. Hence, the agenda showing hereafter is an example, which was used for the ceremony held in one of the JICA-MAF CB-NRM Project villages, Suco Hautoho in Remexio Sub-district.



**Standard Agenda for the Customary Ceremony (*Tara Bandu Ceremony*)**

Timeframe	Sessions	Resource person
09:00-09:15	Registration	Facilitators/NGO Village leaders
09:15-09:30	Snack/Coffee Break	Facilitators/NGO
09:30-10:00	Mass by Priest of Sub-district	-
10:00-11:00	Introduction of the village regulations and future land use plan	Village leaders
11:00-13:00	Speeches from guests	Relevant guests
13:00-14:00	Lunch	ditto

Source: JICA Project Team (2015)

### (5) Guidelines for the Meeting

The ceremony should be held in a customary /traditional manner of a village. Hence, there is no standard guideline to be specified in this manual. In fact, some village may require the sacrificial protocol, while some may not require it but just have mass as shown above. However, the introduction of the village regulations and future land use plan should be incorporated into the ceremony as a key agenda. It is important not only to make communities aware of the village regulations but also to enhance a sense of ownership of the village regulations among village leaders.



### (6) Inputs (Human Resources and Materials) needed

The following inputs are required for this step.

- a. Materials for the ceremony (e.g., audio equipment (if necessary), generator, sun-shade sheet, chairs, tables, plates and utensils, etc.)
- b. Sacrificial animals
- c. Foods (rice, vegetables, and snacks) and drinks (coffee, tea, and tua mutin)



### (7) Expected Outputs

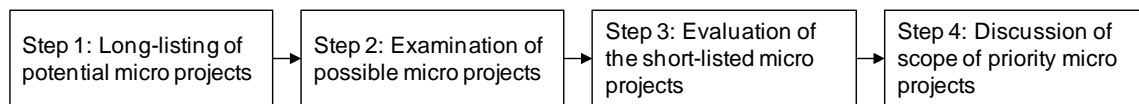
The village regulations with the future land use plan will be officially inaugurated and notified to local communities residing in and around the village in a customary/traditional manner.

## **4.2 Phase 1.2: Selection of Agriculture and Forestry Extension Services (or Micro Programs) for Implementation of the Future Land Use Plan**

It would not be easy for local communities to materialize the future land use plan without any support for changing the present land use patterns and land management practices. Effective agriculture and forestry extension services are essential for creating an enabling environment where local communities could improve the current land uses and replace their conventional farming practices with more sustainable and productive ones.

The extension services shall be selected on the basis of the needs of local communities in a participatory manner, or local communities might not accept the techniques introduced by the extension services. It is, therefore, advisable to involve a wide range of local communities in the process of identification/selection of the extension services.

The process and procedures introduced in this section had been demonstrated by the JICA-MAF CB-NRM Project in 2011 and 2012 and proven effective in identifying and selecting priority extension services (called “micro programs” in the project) aimed at implementation of the future land use plan and improvement of local livelihoods in the project villages. The process is composed of four (4) steps: one preparatory work and three consecutive workshops/meetings with local communities at the village level as shown below.



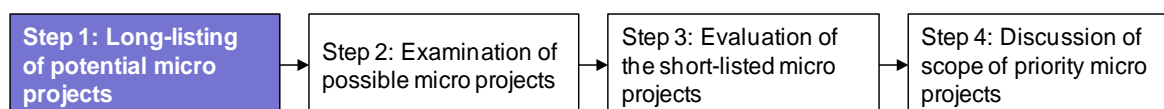
Specifically, the field workshops/meetings aim to enable local communities to:

- a. assess the current situation of a village;
- b. be aware of the techniques/skills that they need to learn for implementation of the future land use plan;
- c. evaluate the possible extension services or micro programs in terms of effectiveness, impact, and sustainability; and
- d. prioritize and select one or two important extension service/s or micro program/s applicable to a village.

## 4.2.1 Preparatory Work

### **[Phase 1.2-Step 1] Long-listing of Potential Extension Services**

Potential extension services/micro programs, which are expected to be effective in sustainable natural resource management and applicable to a village, shall be selected and long-listed prior to the workshops with communities.



#### (1) Objectives

The main objective of the step is to make a long list of the potential extension services/micro programs effective in sustainable natural resource management and livelihood improvement in a village in consultation with field officers, such as extension officers, forest guards, NGO workers who are familiar with the area.

#### (2) Activities to be done

The following 10 micro projects identified by the JICA-MAF CB-NRM Project for its project villages can be used as a master list, since their effectiveness has been validated in the course of the JICA-MAF CB-NRM Project and its preceding Study<sup>1</sup>. The outline of the respective extension services/micro programs is shown in **Appendix-4.6**.

- a. Seedling Production and Tree Planting Promotion
- b. Community-based Seed Extension
- c. Home Garden (Vegetable Production)
- d. Grazing Control with Protein Banks
- e. Sustainable Upland Farming Promotion
- f. Coffee Plantation Rehabilitation
- g. Income Generating/Cost Saving
- h. Initial Gully Control Sub-program
- i. Sustainable Use of Backyard/Permanent Farms

The applicability and effectiveness of the extension services/micro programs listed above shall be evaluated in consideration of natural and socio-economic conditions of a village in consultation with field officers working in a village, such as MAF Extension Officer, Forest Guard, and any NGO working in the field. The future land use plan as well as other data and information obtained through PLUP shall also be used for assessment. It is also possible to add any new extension services/micro programs which can fit in the current situations of a village.

After selection of the potential extension services/micro programs, a set of profiles of the long-listed extension services/micro programs shall be prepared by transcribing the outline described in **Appendix-4.6** on flipcharts.

#### (3) Roles of the Major Players

<sup>1</sup> The Study on Community-Based Integrated Watershed Management in the Lacló and Comoro River Basin implemented by JICA from November 2005 to March 2010

NDFWM/NDFC officer/s and District Forest officer/s in collaboration with facilitators/NGO shall be responsible for preparation of a long-list of the potential extension services/micro programs. MAF field officers (e.g., Extension officer, Forest Guard, and other District officers) shall assist them in long-listing the potential extension services/micro programs by sharing their ideas and experiences.

**(4) Timeframe**

About one week may be required for preparation of a set of profiles of the long-listed extension services/micro programs.

**(5) Inputs (Human Resources and Materials) needed**

The following inputs are required for this step.

- a. NDFWM/NDFC Officer/s, District Forest Officer/s, Forest Guard/s, and Extension Officer/s
- b. Facilitators/NGO
- c. Felt-type pens
- d. Flipcharts

**(6) Expected Outputs**

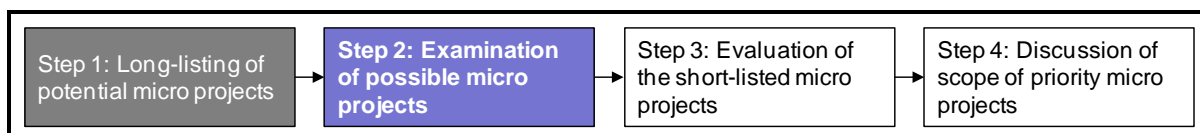
A long-list of the potential micro projects with their profiles are prepared and become ready for a meeting with local communities.



## 4.2.2 Workshops/Meetings with Local Communities

### **【Phase 1.2-Step 2】 Examination of the Potential Extension Services/Micro Programs for Short-listing**

Local communities shall make an initial examination of the potential extension services/micro programs for short-listing.



#### (1) Objectives

The main objective of the step is to help local communities understand the outline of the potential extension services/micro programs and short-list them in a participatory manner.

#### (2) Expected Participants

In addition to the members of the working group, another 20~30 communities composed of 10~15 males and 10~15 females will be selected randomly for the meeting. Preferably, communities shall be selected from a wide range of social strata. The total number of the participants in the meeting is estimated at 40 to 50.

#### (3) Timeframe and Venue

A one (1) day meeting is held at the village office.

#### (4) Proposed Agenda of the Meeting

The following is the standard agenda for the meeting.

**Standard Agenda for the Meeting for Examination of Potential Extension Services/Micro Programs**

Timeframe	Sessions	Resource person
10:00-10:15	Session 1: Outline of the meeting (objectives, activities and timeframe)	NDFWC/District Forest Officers Facilitators/NGO
10:15-11:00	Session 2: Briefing of the purpose of the extension services/micro programs and review of the results of PLUP	Facilitator/NGO
11:00-13:00	Session 3: Explanation of the schedule and outline of the extension services/micro programs (including coffee break)	ditto
13:00-14:00	Lunch Break	-
14:00-16:00	Session 4: Group discussions to examine the extension services/micro programs	Facilitators/NGO
16:00-16:30	Session 5: Exchange of the results of the discussions	ditto
16:30-16:45	Wrap-up and introduction of the next meeting	ditto

Source: JICA Project Team (2013)

#### (5) Guidelines for the Meeting

The meeting shall be conducted according to the following procedures.

Session 1: Explain the purpose, timeframe, and expected outputs of the workshop to the participants.

Session 2 (1): Give a briefing of the main purpose of the extension



services/micro programs in the context of CB-NRM, namely:

- to materialize the future land use plan;
- to achieve sustainable natural resource management in a village; and
- to improve local livelihoods in a village.

Session 2 (2): Also introduce basic rules of the extension services/micro programs, which would mainly provide technical services but not include any cash payment.

Session 2 (3): Summarize the results of PLUP, especially the future land use plan, showing the future land use map to help the participants recapture the future land use plan and identify necessary activities/interventions for them to materialize the future land use plan.

Session 3 (1): Explain to the participants the outline (major activities and expected results) of the potential extension services/micro programs using the pre-made flipcharts showing the profiles.

Session 3 (2): Explain to them the following obligations that local communities who participate in the extension services/micro programs shall fulfill.

- a. Participation in hands-on training courses and other group activities without pay
- b. Attendance at meetings held by the beneficiaries'/farmers' groups in the course of the extension services/micro programs
- c. Cooperation with MAF officers and facilitators/NGO
- d. Provision of local materials necessary for activities of the extension services/micro programs.

Session 3 (3): Ask the participants if they have any questions or need clarification about the potential extension services/micro programs.

Session 4: Split the participants into two (2) groups, male group and female group, and ask each group to select three potential extension services/micro programs among the long-listed ones.



**Tips of discussion**

*You should ask the participants to select their preferable extension services/micro programs by assessing them in terms of: i) importance, ii) possibility of implementation, and iii) effectiveness for the land use plan.*

Session 5: Ask each group to introduce and share the results of the discussions (i.e., three selected extension services/micro programs and reasons for selection) to one another.

All the discussions, especially results of the selection made by the respective groups, shall be written down in flipcharts and a notebook in the meeting.

#### (6) Inputs (Human Resources and Materials) needed

The following inputs are required for this step.

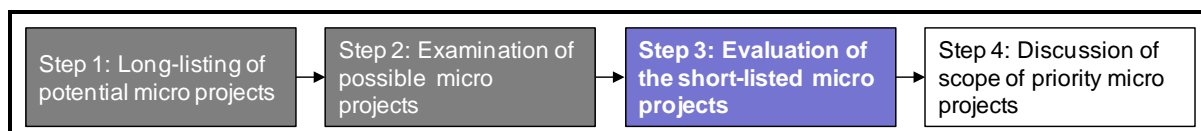
- a. NDFWM/NDFC Officer/s, District Forest Officer/s, Forest Guard/s, and Extension Officer/s
- b. Facilitators/NGO
- c. Future land use map with aerial photo
- d. Pre-made explanatory flipcharts with descriptions of the profiles of the potential extension services/micro programs
- e. Felt-type pens
- f. Masking tape
- g. Flipcharts
- h. Snack, water and lunch for participants

#### (7) Expected Outputs

A short-list of the potential extension services/micro programs can be prepared for further discussions.

### **【Phase 1.2-Step 3】 Evaluation of the Short-listed Extension Services/Micro Programs**

Local communities shall further evaluate the short-listed extension services/micro programs for prioritization.



#### (1) Objectives

The main objective of the step is to help local communities prioritize the short-listed extension services/micro programs and select the priority ones in a systematic and participatory manner. Hence, local communities shall be encouraged to assess and examine the short-listed extension services/micro programs from the following viewpoints.

- a. Effectiveness in realization of the future land use plan
- b. Relevance to sustainable natural resource management
- c. Possibility of implementation of the extension services/micro programs
- d. Impact of the extension services/micro programs (Size of potential beneficiaries)
- e. Contribution to local livelihoods in a village

#### (2) Expected Participants

The same persons, who participate in the first meeting, will participate in the meeting.

#### (3) Timeframe and Venue

A one (1) day meeting is held at the center of a village.

#### (4) Proposed Agenda of the Meeting

The following is the standard agenda proposed for the meeting.

**Standard Agenda for the Meeting for Evaluation/Prioritization of the Extension Services/Micro Programs**

Timeframe	Sessions	Resource person
10:00-10:15	Session 1: Outline of the meeting (objectives, activities and timeframe)	NDFWC/District Forest Officers Facilitators/NGO
10:15-11:00	Session 2: Recapturing the results of the 1 <sup>st</sup> meeting	Facilitators/NGO
11:00-13:00	Session 3: Evaluation of the selected extension services/micro programs	ditto
13:00-14:00	Lunch Break	-
14:00-15:30	Session 3: Evaluation of the selected extension services/micro programs	Facilitators/NGO
15:30-16:30	Session 4: Selection of the priority extension services/micro programs	ditto
16:30-16:45	Wrap-up and introduction of the next meeting	ditto

Source: JICA Project Team (2015)

#### (5) Guidelines for the Meeting

The meeting shall be conducted according to the following procedures.

- Session 1: Explain the purpose, timeframe, and expected outputs of the workshop to the participants.
- Session 2: Explain the results of the discussions held in Step 2 to the participants.

Session 3 (1): Introduce the evaluation criteria (i.e., effectiveness, relevance, applicability, impact, and contribution to livelihoods) to the participants;

Session 3 (1): Help the participants evaluate the short-listed extension services/micro programs according to the evaluation criteria;

**Tips of discussion**

- a. Prior to the meeting, you should prepare the following format on flipcharts to facilitate discussions in the meeting.
- b. In the beginning of the meeting, you should clearly explain the implication of the five (5) evaluation criteria.
- c. In the evaluation, the short-listed extension services/micro programs should be scored by using a 3-rating system, where 3-point is given to high, 2-point is for medium, and 1-point for low.

Extension services/ Micro programs	Effectiveness for LUP	Relevance to NRM	Possibility of introduction of MP	Number of beneficiaries	Enhancement of livelihood	Total Score
MP 1						
MP 2						
MP 3						
MP 4						

Note: 3: high, 2: fair and 1: low  
Source: JICA Project Team (2015)



Session 3 (2): Ask the participants to give their reasons behind their ratings on the respective criteria

Session 4 (1): Calculate the total scores of the respective extension services/micro programs to help them prioritize the options; and

Session 4 (2): Ask the participants to rank the short-listed extension services/micro programs based on the results of the evaluation.

All the discussions shall be taken down in flipcharts and a notebook in the meeting.

**(6) Inputs (Human Resources and Materials) needed**

The following inputs are required for this step.

- a. NDFWM/NDFC Officer/s, District Forest Officer/s, Forest Guard/s, and Extension Officer/s
- b. Facilitators/NGO
- c. Future land use map with aerial photo

- d. Pre-made explanatory flipcharts with descriptions of the profiles of the potential extension services/micro programs
- e. Felt-type pens
- f. Masking tape
- g. Flipcharts
- h. Snack, water and lunch for participants

(7) Home Works after the Meeting

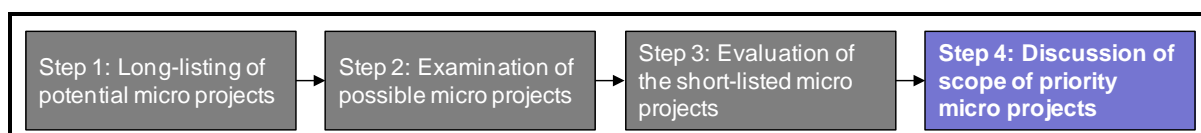
Provisional scopes of the priority extension services/micro programs, which describe: i) key activities, ii) target beneficiaries, iii) responsible entities for implementation, iv) contributions from communities, and v) contribution from other stakeholders, shall be prepared as presented in **Appendix-4.7**. The same shall be further transcribed on flipcharts prior to the meeting of Step 4.

(8) Expected Outputs

Top three priority extension services/micro programs will be identified among the potential ones in a systematic and participatory manner.

## 【Phase 1.2-Step 4】 Discussions of Scopes of the Priority Extension Services/Micro Programs

It is important to have an agreement on the scopes of the priority extension services/micro program among the stakeholders, namely NDFWM/NDFC, MAF District Office, NGO, and local communities, prior to the commencement of the extension services/micro programs.



### (1) Objectives

The main objective of the step is to have an agreement with village leaders on the scopes of the priority extension services/micro programs to be implemented in a village. Specifically, the meeting aims to:

- a. discuss the draft scopes (major activities, target groups, timeframe, and stakeholders) of the extension services/micro programs;
- b. discuss the responsibilities of the stakeholders, namely, communities, NDFWM/NDFC/MAF, and NGO;
- c. Reduce misunderstanding of the extension services/micro programs among village leaders; and
- d. help village leaders and other communities understand their responsibilities in the extension services/micro programs.

### (2) Expected Participants

The same persons, who participate in the first meeting, will participate in the meeting.

### (3) Timeframe and Venue

A one (1) day meeting is held at the village office.

### (4) Proposed Agenda of the Meeting

The following is the standard agenda for the meeting.

**Standard Agenda for the Meeting on Scopes of Priority Extension Services/Micro Programs**

Timeframe	Sessions	Resource person
10:00-10:15	Session 1: Outline of the meeting (objectives, activities and timeframe)	NDFWC/District Forest Officers Facilitators/NGO
10:15-11:00	Session 2: Recapturing the results of the 2 <sup>nd</sup> meeting	Facilitators/NGO
11:00-13:00	Session 3: Presentation of the draft scopes of the priority extension services/micro programs with the responsibilities of communities and MAF/NDF	Facilitators/NGO
13:00-14:00	Lunch Break	-
14:00-15:00	Session 3: Presentation of the draft scopes of the priority extension services/micro programs with the responsibilities of communities and MAF/NDF	Facilitators/NGO
15:00-16:00	Session 4: Questions and answering	ditto
16:00-16:30	Conclusion	NDFWC/District Forest Officers Facilitators/NGO

Source: JICA Project Team (2015)

### (5) Guidelines for the Meeting

The meeting shall be conducted according to the following procedures.

- Session 1: Explain the purpose, timeframe, and expected outputs of the workshop to the participants.
- Session 2: Explain the results of the discussions in Step 3 to them.
- Session 3: Explain the provisional scope/outline of the priority extension services/micro programs using the pre-made explanatory flipcharts of the provisional scopes.

**Tips of discussion**

*You should clearly explain major activities and responsibilities of the stakeholders, especially communities and NDFWM/NDCF/MAF, so that the participants could understand how the extension services/micro programs could benefit them and what they need to do for implementation.*

Session 4 (1): Discuss the provisional scopes of the priority extension services/micro programs with the participants.

Session 4 (2): If they agree with the provision scopes, ask them to sign onto the provisional scopes printed in A4 sheets as shown in **Appendix-4.7.**



All the discussions shall be recorded.

**(6) Inputs (Human Resources and Materials) needed**

The following inputs are required for this step.

- a. NDFWM/NDFC Officer/s, District Forest Officer/s, Forest Guard/s, and Extension Officer/s
- b. Facilitators/NGO
- c. Pre-made explanatory flipcharts with descriptions of the provisional scopes of the extension services/micro programs
- d. A4 sheet of the provisional scopes of the extension services/micro programs
- e. Felt-type pens
- f. Masking tape
- g. Flipcharts
- h. Snack, water and lunch for participants

**(7) Expected Outputs**

The provisional scopes of the priority extension services/micro programs will be agreed on between village leaders and NDFWM/NDFC/MAF.



## **5. Procedures for Establishment of the CB-NRM Mechanism at the Village Level in the Implementation and Monitoring Phase (Phase 2)**

This chapter introduces the procedures for the following activities which aim to strengthen and establish the CB-NRM mechanism introduced in a village.

- a. Institutionalization of the village regulations
- b. Implementation of the priority extension services/micro programs

Both activities shall be carried out after the activities described in Chapter 4, namely “PLUP” and “selection of priority agriculture and forestry extension services/micro programs,” respectively. The “institutionalization of the village regulations” is the essential process that can make the village regulations operational and functional at the village level, while the “implementation of the priority extension services/micro programs” is crucial for enrooting key techniques/skills effective for sustainable natural resource management among communities.

### **5.1 Phase 2.1: Institutionalization of the Village Regulations**

It would be still difficult for village leaders and local communities to govern a village using the village regulations without any support and guidance even though the village regulations are in place through PLUP. In fact, there have been many cases where the customary rules (*Tara Bandu*) were revived with the customary/traditional ceremony (*Tara Bandu* ceremony) but their effectiveness did not last long as if they slipped out of communities’ memory within a few years after the ceremony. It is, therefore, essential to keep reminding them of the village regulations to ensure that the village regulations become operative and effective without repetition of the customary ceremony.

Hence the process aims to help village leaders:

- a. Enhance their understandings of the village regulations;
- b. Develop their capacity to solve any problems/issues in a village, especially those on natural resource management using the village regulations;
- c. Guide/orient local communities toward sustainable natural resource management; and
- d. Familiarize local communities with the village regulations.

It is, therefore, necessary to hold the following meetings periodically at either village and sub-village level for at least two to three years after the village regulations are in place.

- a. Monthly monitoring meeting at the village level
- b. Quarterly information sharing meeting at the sub-village level
- c. Annual evaluation meeting at the village level

## 【Phase 2.1-Step 1】 Monthly Monitoring Meeting at the Village Level

Village leaders shall discuss problems/issues occurring in a village and monitor how such problems/issues have been/should be settled according to the village regulations.

### (1) Objectives

The main objective of the monthly monitoring meeting is to help village leaders: i) deepen their understanding of the village regulations; ii) settle and solve problems and issues occurring in a village using the village regulations; iii) regulate and minimize any illegal acts against the village regulations in a village; and iv) enhance their governance capacity.

### (2) Expected Participants

The members of the village committee, which is an implementing body defined by the village regulations, shall participate in the meeting. In principle, the members of village council shall be selected as those of the village committee for the village regulations.

### (3) Timeframe and Venue

A one (1)-day meeting will be held at the village office at the end or beginning of every month. The meeting shall be continuously held for at least two (2) years so that village leaders can develop their capacity enough to govern a village using the village regulations.

### (4) Proposed Agenda of the Session

The following is the standard agenda for the meeting.

**Standard Agenda for the Monthly Monitoring Meeting**

Timeframe	Activity	Resource person
10:00-10:15	Session 1: Introduction of the meeting	NDFWM/District Forest Officer Facilitators/NGO
10:15-10:30	Session 2: Opening remarks	Chief of village ( <i>Chef de Suco</i> )
10:30-12:00	Session 3: Reports from chefs de aldeia (chiefs of sub-villages) and discussions on problems/issues reported (including coffee break)	Facilitators/NGO Village leaders
12:00-12:30	Session 4: Discussion on any other issues	ditto
12:30-13:00	Session 5: Wrap up by Chief of village ( <i>Chef of Suco</i> )	Chief of village ( <i>Chef de Suco</i> )
13:00-14:00	Lunch	-

Source: JICA Project Team (2015)

### (5) Guidelines for the Meeting

At the first meeting, a copy of the village regulations shall be distributed to the members of the village committee. The meeting shall be conducted according to the following procedures.

- Session 1: Introduce the purpose, outline and timeframe of the meeting to the participants (only at the first and second meeting).
- Session 2: Ask chief of village (*Chef de Suco*) to open the meeting.
- Session 3 (1): Ask chiefs of sub-village (*Chef de Aldeia*) to report any illegal



cases or problems that they have had in sub-villages in a month and how they have settled/solved such cases/problems.

Session 3 (2): If there is a pending case/problem, help the participants discuss how to settle/solve such a case/problem using the village regulations and make recommendations to settle the case/problem.

Session 4: Help the participants discuss any issues relating to governance of a village, if necessary.

Session 5: Ask chief of village (Chef de Suco) to wrap up and close the meeting.

All the discussions in the meeting shall be written down in flipcharts to enable the participants to catch up the discussions, and also be recorded in a format given in **Appendix-5.1** to accumulate judicial precedents, which could supplement the village regulations in the future.

#### (6) Inputs (Human Resources and Materials) needed

The following inputs are required for this step.

- a. NDFWM/NDFC Officer/s, District Forest Officer/s, and Forest Guard/s
- b. Facilitators/NGO,
- c. Flipcharts
- d. Felt-type pen
- e. Masking tape
- f. Snack, water and lunch for participants



#### (7) Home Works after the Meeting

A memo of the meeting shall be prepared by using a format given in **Appendix-5.1** and shared with the village committee.

#### (8) Expected Outputs

Village leaders will be capable of governing a village using the village regulations. The incidence of illegal acts which cause forest degradation will also be reduced eventually.

## 【Phase 2.1-Step 2】 Quarterly Information Sharing Meeting at the Sub-village Level

Village leaders shall share the results of the monthly monitoring meetings with local communities at the sub-village level so that communities could enhance awareness of the village regulations.

### (1) Objectives

The main objective of the information sharing meeting is to remind local communities of the village regulations and heighten their awareness that illegal acts are dealt with/penalized in accordance with the village regulations.

### (2) Expected Participants

Local communities residing in a sub-village will participate in the meeting. The members of the village committee, especially chief of village (*Chef de Suco*), traditional mediator (*Lia Nain*), and chiefs of sub-village (*Chef de Aldeia*), will also take part in the meeting to explain the results of the monthly meetings to communities.

### (3) Timeframe and Venue

A one (1)-day meeting will be held at the sub-village office on a quarterly basis. Likewise, the meeting will be continuously arranged and held for at least two (2) years so that all communities in a village will be familiar with the village regulations.

### (4) Proposed Agenda of the Session

The following is the standard agenda proposed for the meeting.

**Standard Agenda for the Quarterly Information Sharing Meeting**

Timeframe	Activity	Resource person
10:00-10:15	Session 1: Introduction of the meeting	District Forest Officer Facilitator / NGO
10:15-10:30	Session 2: Opening remarks	Chief of village ( <i>Chef de Suco</i> )
10:30-12:00	Session 3: Report of the results of the monthly monitoring meetings from the village committee (including coffee break)	Members of the committee Facilitator / NGO
12:00-12:30	Session 4: Questions and answers	ditto
12:30-13:00	Session 5: Wrap up by Chief of village ( <i>Chef of Suco</i> )	Chief of village ( <i>Chef de Suco</i> )
13:00-14:00	Lunch	-

Source: JICA Project Team (2015)

### (5) Guidelines for the Meeting

The consultation meeting shall be conducted according to the following procedures:

- Session 1: Introduce the purpose, outline and timeframe of the meeting to the participants;
- Session 2: Ask chief of village (*Chef de Suco*) to open the meeting.
- Session 3: Ask the members of the village committee to report the results of the monthly



monitoring meetings stressing cases/problems occurring in a village and solutions/actions taken by the committee to settle the cases/problems;

Session 4 (1): Ask the participants to make any inquiries or give their opinions on the result of the meeting;

Session 4 (2): Help the members of the village committee reply to questions/inquiries from the participants; and

Session 5: Ask chief of village (Chef de Suco) to wrap up and close the meeting.



All the discussions in the meeting shall be written down in flipcharts to enable the participants to review the discussions. At the same time, notes of the discussions shall be taken separately.

#### (6) Inputs (Human Resources and Materials) needed

The following inputs are required for this step.

- a. District Forest Officer/s, and Forest Guard/s
- b. Facilitators/NGO,
- c. Flipcharts
- d. Felt-type pen
- e. Masking tape
- f. Snack, water and lunch for participants

#### (7) Expected Outputs

Local communities at the sub-village level will deepen their understanding of the village regulations and eventually regulate their activities to obey the regulations.

### **[Phase 2.1-Step 3] Annual Evaluation Meeting at the Village Level**

Village leaders together with other local communities shall evaluate the effectiveness of the village regulations and examine if any revision or improvement is needed, so that the village regulations can be kept effective.

#### (1) Objectives

The main objective of the annual evaluation meeting is to help village leaders make the village regulations and its implementing system more functional through evaluation/examination of their effectiveness. Particularly, the meeting aims to discuss:

- a. Effectiveness of the village regulations;
- b. Trend of illegal acts in a year;
- c. Difficulties in implementation/enforcement of the village regulations;
- d. Performance of the members of the village committee; and
- e. Any revision/improvement to be made on the village regulations.

#### (2) Expected Participants

The members of the village committee and other local communities from each sub-village will participate in the meeting.

#### (3) Timeframe and Venue

A one (1)-day meeting will be held at the village office at the end of the year. If the monthly monitoring meeting is held regularly for two (2) years, the meeting would be held twice in total.

#### (4) Proposed Agenda of the Session

The following is the standard agenda for the meeting.

**Standard Agenda for the Annual Evaluation Meeting**

Timeframe	Activity	Resource person
10:00-10:15	Session 1: Introduction of the meeting	NDFWM/District Forest Officer Facilitators/ NGO
10:15-10:30	Session 2: Opening remarks	Chief of village ( <i>Chef de Suco</i> )
10:30-11:15	Session 3: Major cases/problems found in a year, especially the incidence of wild fires, illegal cutting and crop damage and action taken	Facilitators/NGO
11:15-11:30	Coffee break	-
11:30-12:30	Session 4: Evaluation of the village regulations and the performance of the member of the committee	Facilitators/NGO
12:30-13:30	Lunch	Facilitators/NGO
13:30-15:30	Session 5: Difficulties in the implementation / enforcement of the village regulations and any revisions/improvements to be made	ditto
15:30-16:00	Session 6: Wrap up by Chef of suco	Chief of village ( <i>Chef de Suco</i> )

Source: JICA Project Team (2015)

#### (5) Guidelines for the Meeting

The meeting shall be conducted according to the following procedures.

- Session 1: Introduce the purpose, outline and timeframe of the meeting to the participants.
- Session 2: Ask chief of village (*Chef de Suco*) to open the meeting.

- Session 3: Ask and help chiefs of sub-village (*Chef de aldeia*) to report i) major cases/problems found in sub-villages in a year focusing on those of wild fire, illegal cutting, and crop damage caused by grazing animals, and ii) how to solve/settle such cases/problems using the village regulations.
- Session 4 (1): Ask the participants evaluate and examine that i) the village regulations have been effective in reducing the occurrence of illegal acts and ii) the village committee has well functioned as expected.
- Session 4 (2): If the participants are not satisfied with the village regulations and/or the performance of the village committee, ask the participants to share their ideas for an improvement.
- Session 5 (1): Ask the participants if they have faced any difficulties in implementation/enforcement of the village regulations.
- Session 5 (2): Ask the participants if any parts of the village regulations should be revised considering the results of discussions in Session 4 and 5 (1).
- Session 5 (3): Discuss the possible revisions of the regulations if the participants propose any improvements;
- Session 6: Ask chief of village (*Chef de Suco*) to wrap up and close the meeting.

All the discussions in the meeting shall be written down in flipcharts to enable the participants to catch up the discussions. At the same time, a note of the discussions should be taken separately.

#### (6) Inputs (Human Resources and Materials) needed

The following inputs are required for this step.

- a. NDFWM/NDFC Officer/s, District Forest Officer/s, and Forest Guard/s
- b. Facilitators/NGO,
- c. Flipcharts
- d. Felt-type pen
- e. Masking tape
- f. Snack, water and lunch for participants

#### (7) Home Works after the Meeting

In case that village leaders and other communities agree to revise the village regulations in the meeting, the village regulations should be reviewed and revised/amended in accordance with the agreements made in the meeting.

#### (8) Expected Outputs

Village leaders are expected to foster a sense of ownership of the village regulations through review, evaluation, and revision of the same. At the same time, the village regulations might be adjusted with future changes in the socio-economic conditions of a village.



## **5.2 Phase 2.2: Implementation of the Priority Extension Services/Micro Programs**

The priority extension services/micro programs selected by local communities in the previous phase described in Section 4.2 will be put into action in this phase. The extension services/micro programs will be implemented by NDFWM/NDFC and MAF District Office in coordination with other national directorates of MAF (e.g., National Directorate of Extension and Development of Agricultural Communities). External facilitators/NGOs may be hired as field implementers.

In the context of CB-NRM, the main aim of the extension services/micro programs is to strengthen the CB-NRM mechanism introduced in a village by helping local communities improve land productivity, change the types of land use, and introduce new/additional livelihood options based on the natural resources available in the localities. The specific focus of the extension services/micro programs is placed on capacity building of local communities so that they can pursue necessary activities for achievement of the future land use plan even without support. A group extension method, namely farmers field school (FFS), combined with field demonstration of key techniques/skills is proposed as the principle approach for the extension services/micro programs based on the experiences obtained by the JICA-MAF CB-NRM Project and its preceding study<sup>1</sup>.

This section overviews the process of and procedures for implementation of the extension services/micro programs, but does not cover techniques/skills introduced by the respective extension services/micro programs. CB-NRM Technical Manual<sup>2</sup> and CB-NRM Information Kit<sup>3</sup>, which are other deliverables produced by the JICA-MAF CB-NRM Project, could fill the gaps and introduce key techniques/skills relating to the potential extension services/micro programs. The standard activities to be carried out for the 2-year period of the extension services/micro programs are as follows.

- a. Organization of farmers/beneficiaries groups at the sub-village level
- b. Study tour/cross visit
- c. Preparation of an annual work plan in a participatory manner
- d. Conducts of a series of hands-on training courses/farmers field schools (FFSs)
- e. Annual evaluation and planning of an annual work plan for the following year
- f. Continuation of items d and e

---

<sup>1</sup> The Study on Community-Based Integrated Watershed Management in the Laclo and Comoro River Basins

<sup>2</sup> CB-NRM Technical Manuals composed of three volumes: Vol. 1: Seedling Production and Tree Planting, Vol. 2: Sustainable Upland Farming, and Vol. 3: Income Generating/Livelihood Development

<sup>3</sup> CB-NRM Information Kit (Technical Reference Book that introduces techniques/skills useful for CB-NRM)



## 【Phase 2.2-Step 1】 Organization of Farmers/Beneficiaries Groups

Communities who are willing to take part in the extension services/micro programs shall be selected and organized into farmers/beneficiaries groups at the sub-village level.

### (1) Objectives

The main objective of this step is to organize communities into farmers/beneficiaries groups at the sub-village level for the training courses/FFSs programmed in the extension services/micro programs. To make the groups sustainable and self-reliant, the groups shall be formed through the following process.

- a. Selection of appropriate members
- b. Selection of group leaders and core members
- c. Determination of roles and responsibilities of leaders and members
- d. Determination of visions and missions of the group

### (2) Expected Participants

Village leaders and other communities who are interested in the priority extension services/micro programs will participate in the meeting.

### (3) Timeframe and Venue

A three (3)-day meeting should be held at the village office.

### (4) Proposed Agenda of the Session

The following is the standard agenda proposed for the meeting.

#### Standard Agenda for the Meeting for Group Formation

##### Day 1

Timeframe	Sessions	Resource person
10:00-10:30	Session 1: Introduction of outline of the session (objectives, activities and timeframe)	NDFWM/District Forest Officer
10:30-11:00	Session 2: Introduction of outline of the extension services/micro programs	Facilitators/ NGO
11:00-11:15	Coffee Break	-
11:15-12:30	Questions and answers	Facilitators/ NGO
12:30-13:30	Lunch Break	-
13:30-16:30	Session 3: Identification of households who are willing to take part in	Facilitators/ NGO

##### Day 2

Timeframe	Activity	Resource person
10:00-10:30	Recapturing the day 1 sessions	Facilitators/ NGO
10:30-12:30	Session 3: Identification of households who would take part in the projects (including coffee break)	ditto
12:30-13:30	Lunch Break	-
13:30-16:30	Session 4: Selection of leaders and core members and discussion on roles and responsibilities of the respective members	Facilitators/ NGO

##### Day 3

Timeframe	Activity	Resource person
10:00-10:30	Recapturing the day 2 sessions	Facilitators/ NGO
10:30-12:30	Session 5: Discussion and determination of vision of the micro project, missions and rules/bylaws of the farmers/beneficiaries group	ditto
12:30-13:30	Lunch Break	-
13:30-16:00	Session 5: Discussion and determination of vision of the micro project, missions and rules/bylaws of the farmers/beneficiaries group	Facilitator / NGO
16:00-16:30	Clarification and questions Explanation of the next step	NDFWM/District Forest Officer Facilitators/ NGO

Source: JICA Project Team (2015)

## (5) Guidelines for the Meeting

The meeting shall be conducted according to the following procedures.

Session 1: Introduce the purpose, outline and timeframe of the meeting to the participants.

Session 2: Give the participants a briefing about the outline of the extension services/micro programs (objectives, major activities, training courses planned, obligations/responsibilities of the members, and expected benefits that the members could receive) to help them get a clear picture of the extension services/micro programs.

Session 3: Ask the participant to identify and select about 20 to 30 households each in sub-villages by confirming their willingness to participate in the extension services/micro programs and examining their eligibility for membership. **Appendix-5.2**, which shows the guidelines on selection of members of farmers/beneficiaries groups for the respective extension services/micro programs, can be used in the meeting.



### **Tips on discussion**

*Prior to the meeting, you should transcribe the guidelines in **Appendix-5.2** on flipcharts, so that the participants could clearly understand the eligibility for membership and their obligations.*

*The participants may request you to select all the households in a village as the members of the groups, as they may like to prevent a feeling of unfairness among communities. However, you should maintain the number of the farmers/beneficiaries groups at 20~30 at a maximum, or it would be difficult to provide effective training courses.*

Session 4 (1): Ask the participant to select the following key members of the groups among the selected members

- One leader,-One vice leader
- One secretary, and
- One or two core members depending on the number of the demonstration plots to be developed in the extension services/micro programs.

Session 4 (2): After selection of leaders of the groups, ask the participants to discuss roles and responsibilities of the respective members, namely, leader,

co-leader, secretary, and core member/s referring the standard roles and responsibilities of the members shown in **Appendix-5.3**;

**Tips on discussion**

*Prior to the meeting, you should transcribe the guidelines on standard roles and responsibilities of the members described in **Appendix-5.3** on flipcharts. The flipcharts should be used for explanation in the field to help the participants understand the roles and responsibilities of the key members.*

Session 5: Help the participants determine visions of the extension services/micro programs, missions of the farmers/beneficiaries groups, and rules/bylaws that the members should follow by referring the standard vision and missions of the extension services/micro programs described in **Appendix-5.4**.

**Tips on discussion**

*Likewise, you should transcribe the descriptions of **Appendix-5.4** on flipcharts prior to the meeting so that you can use them in the discussions.*

All the discussions should be taken down in flipcharts and a notebook.

(6) Inputs (Human Resources and Materials) needed

The following inputs are required for this step.

- a. NDFWM/NDFC Officer/s, District Forest Officer/s, and Forest Guard/s
- b. Facilitators/NGO
- c. Pre-made explanatory flipcharts with the descriptions in **Appendixes-5.2** and **5.3** are transcribed
- d. Flipcharts
- e. Felt-type pen
- f. Masking tape
- g. Snack, water and lunch for participants

(7) Home Works after the Meeting

The results of the meeting will be compiled in a format shown in **Appendixes-5.3** and **5.4**.

(8) Expected Outputs

Farmers/beneficiaries groups composed of 20 to 30 members will be organized with its vision, missions, and roles/responsibilities of the members at the sub-village level for each extension service/micro program.

## **[Phase 2.2-Step 2] Study Tour/Cross Visit**

The members of the farmers/beneficiaries groups shall be taken to a village that has carried out activities similar to the priority extension services/micro programs so that they could get a clear picture of the extension services/micro programs.

### (1) Objectives

The main objective of the study tour/cross visit is to help leaders and core members of the farmers/beneficiaries groups have a clear picture of the extension services/micro programs through observation of actual results in the field and dialogues with the predecessors. Specifically, the study tour/cross visit aims to enable the members of the groups to: i) learn key activities introduced by the extension services/micro programs; ii) observe the results and effects of the activities; and iii) learn lessons from the experiences in the field.

### (2) Expected Participants

A total of 20 to 30 members, which are group leaders, core members, some youths and women, and other members of the groups, will be selected as participants in the tour/visit. Due attention shall be paid to gender balance in the participants during the selection.

### (3) Timeframe and Venue

One (1) day is used for a visit and meeting with communities in the host village, while another one (1) or two (2) more day/s may be needed for travels to and from the village.

### (4) Proposed Agenda of the Session

The following is the standard agenda for the study tour.

**Standard Agenda for the Study Tour**

<b>Timeframe</b>	<b>Activity</b>	<b>Resource person</b>
10:00-10:30	Session 1: Introduction (Participants and objectives of the tour)	District Forest Officer Facilitators/ NGO
10:30-12:30	Session 2: Sharing of experiences in the host village - Major activities carried out in the village - Major results generated by the activities - Responsibilities of the members - Good lessons learned (including coffee break)	Facilitators/ NGO Villagers of the host village
12:30-13:30	Lunch	-
13:30-14:30	Session 3: Questions and answer	Facilitators/ NGO Villagers of the host village
14:30-15:30	Session 4: Field observation	ditto
15:30-16:00	Closing	District Forest Officer Facilitators/ NGO

Source: JICA Project Team (2015)

### (5) Guidelines for the Meeting

The meeting with communities of the host village shall be conducted according to the following procedures.

Session 1 (1): Introduce the participants (the members of the working group) in the study tour to host communities and vice versa;

Session 1 (2): Explain the purpose, timeframe, and expected outputs of the tour to the participants;

Session 2: Ask village leaders or communities in the host village to explain the following topics to the participants in the study tour.

- Objectives and major activities in which they have engaged
- Results or any changes generated by the activities
- Major roles of the respective members of the groups
- Lessons learned over the course of the activities

Session 3: Facilitate the discussions between the participants in the tour and communities in the host village.

Session 4: Show the participants the results of the activities in the field (e.g., the farms with soil conservation measures, plantation with timber and industrial/fruit trees, and local commodities produced by groups for sales).



#### (6) Inputs (Human Resources and Materials) needed

The following inputs are required for this step.

- a. District Forest Officer/s, and Forest Guard/s
- b. Facilitators/NGO
- c. Transportation means for the participants
- d. Chairs and venue for the meeting in the host village
- e. Snack, water and lunch for participants
- f. Accommodations for the participants, if necessary

#### (7) Expected Outputs

The members of the working group will have a clear and concrete image and idea of extension services/micro programs, especially its activities, possible outputs, and the roles of the farmers/beneficiaries groups in implementation of the extension services/micro programs.

### **[Phase 2.2-Step 3] Participatory Planning of Annual Work Plans of Extension Services/Micro Programs**

The members of the farmers/beneficiaries groups shall prepare an annual work plan of the extension services/micro programs that they would engage in.

#### (1) Objectives

The main objective of the step is to help the members of the farmers/beneficiaries groups to prepare an annual work plan of the extension services/micro programs in a participatory manner.

#### (2) Expected Participants

Leaders and core members as well as other members including women and youth members will participate in the meeting. A total number of the participants in the meeting is estimated at 50 persons.

#### (3) Timeframe and Venue

A two (2)-day meeting will be held at the village office.

#### (4) Proposed Agenda of the Session

The following is the standard agenda for the meeting.

#### **Standard Agenda for the Meeting on Annual Work Plan**

##### **Day 1**

<b>Timeframe</b>	<b>Sessions</b>	<b>Resource person</b>
10:00-10:30	Session 1: Outline of the session (objectives, activities and timeframe)	NDFWM/District Forest Officer Facilitators/ NGO
10:30-11:00	Session 2: Introduction of the activities planned in the extension services/micro programs	Facilitators/ NGO
11:00-11:15	Coffee Break	-
11:15-12:30	Session 3: Group discussion on the work schedule and expected outputs of the activities	Facilitators/ NGO
12:30-13:30	Lunch Break	-
13:30-16:30	Session 3: Group discussion on the work schedule and expected outputs of the activities	Facilitators/ NGO

##### **Day 2**

<b>Timeframe</b>	<b>Activity</b>	<b>Resource person</b>
10:00-10:30	Recapturing the day 1 sessions	Facilitators/ NGO
10:30-12:30	Session 4: Group discussion on roles and responsibilities of the farmers /beneficiaries groups and NDFWM/NDFC//MAF and members responsible for the activities	ditto
12:30-13:30	Lunch Break	-
13:30-16:30	Session 4: Group discussion on roles and responsibilities of the farmers / beneficiaries groups and NDFWM/NDFC/MAF and members responsible for the respective activities	NDFWM/District Forest Officer Facilitators/ NGO

Source: JICA Project Team (2015)

#### (5) Guidelines for the Meeting

The meeting shall be conducted according to the following procedures.

Session 1 (1): Introduce the purpose, outline and timeframe of the meeting to the participants.



- Session 2: Introduce the activities planned in the extension services/micro programs by explaining:
- Objectives and outline of the activities
  - Target group, and
  - Timeframe of the activities.

**Tips on discussion**  
*Prior to the meeting, you should prepare a set of explanatory flipcharts to outline the extension services/micro programs by transcribing the descriptions in **Appendix-5.5** on flipcharts. The explanatory flipcharts can be used for introduction of activities of the extension services/micro programs.*

- Session 3: Discuss timing and expected outputs of the respective activities (when the activities could/should be carried out and what results the activities could generate).
- Session 4 (1): Discuss the roles and responsibilities of the key stakeholders, such as the farmers/beneficiaries groups, NDFWM/NDCF/MAF, and facilitators/NGO.
- Session 4 (2): Ask the participants to identify and select members of the group who are responsible for fulfilling the roles of the groups.

**Tips on discussion**  
*Prior to the meeting, you should prepare the following format in flipcharts for discussions in sessions 3 and 4.*  
*In the meeting, you should ask the participants to set up a schedule of the activities considering their traditional/religious and economic activities to ensure their participation in the activities of the extension services/micro programs.*

**Format for an Annual Work Plan**

Activity	Aims of activity	Expected outputs	Timeframe												Roles of		Members responsible	
			1	3	4	5	6	7	8	9	10	11	12	Group	MAF			

The discussions in the meeting shall be taken down in flipcharts and a notebook.

**(6) Inputs (Human Resources and Materials) needed**

The following inputs are required for this step.

- a. NDFWM/NDFC Officer/s, District Forest Officer/s, and Forest Guard/s
- b. Facilitators/NGO
- c. Explanatory flipcharts with the descriptions of the activities of the extension services/micro programs
- d. Blank format of the work plan prepared in flipcharts
- e. Flipcharts
- f. Felt-type pens
- g. Masking tape
- h. Snack, water and lunch for participants

(7) Home Works after the Meeting

The results of discussions in the meeting shall be encoded in MS excel to make a work plan of each priority extension service/micro program. The work plans shall be shared with the respective beneficiaries groups.

(8) Expected Outputs

Annual work plans, which could be accepted by the members of the farmers/beneficiaries groups, will be prepared in a participatory manner. Key members, such as leaders, core members, and others, could understand their roles in the respective activities.



## **[Phase 2.2-Step 4] Conducts of Hands-on Training Courses/Farmers Field Schools (FFSs)**

The members of the farmers/beneficiaries groups shall attend hands-on training courses or farmers field schools (FFSs) arranged by the extension services/micro programs.

### **(1) Objectives**

The main objective of this step is to enable the members of the farmers/beneficiaries groups to learn/acquire the techniques/skills introduced through a series of hands-on training courses or farmers field schools (FFSs) of the extension services/micro programs. The training courses/FFSs shall be conducted in line with the following concepts to ensure that the members could acquire the techniques/skills through the training courses and apply the same to their own farms/plots.

- a. Hands-on: The “learning by doing” concept should be adopted so that the members could practice techniques/skills in the field.
- b. Participatory: All the members should practice them in the training courses.
- c. Continuous: The training courses or FFSs should be continuously conducted in the demonstration plots so that the members could go through the whole process of the extension services/micro programs in the field. By doing so, the members could realize the consequence and effectiveness of the techniques that they practice in the demonstration plots.

### **(2) Expected Participants**

All the members of the beneficiaries groups will participate in the training courses.

### **(3) Timeframe of Training Courses**

The whole period of the training courses or FFSs ranges from six (6) months to a year depending on the type of extension service/micro program. For instance, FFSs on seedling production and tree planting will start with the establishment of a nursery in March and end with the maintenance of seedlings planted in February/March in the following year, while those on sustainable upland farming will start with compost making in May and end in May/June in the following year with post-harvesting of maize grains. On the other hand, the duration of one training course varies from one to three days depending on the complexity or difficulty of technique/skill.

### **(4) Venue of Training Courses**

The training courses/FFSs of agriculture and forestry extension services/micro programs will be held in a demonstration plot established in each sub-village in principle. The demonstration plot shall be selected among farms/plots owned by core members according to the following criteria:

- a. A farm/plot accessible to the majority of households;
- b. A farm/plot close to the main road of a village;
- c. A farm/plot that has been used for farming or shifting cultivation;
- d. A farm/plot that has features commonly observed in other farms; and
- e. A farm/plot that can be used for training purposes.

In addition to the above-mentioned conditions, the following principles should be agreed with between/among core and other members.

- a. The demonstration plot shall be used for a venue for training courses for all the members of the group.
- b. The products produced in the demonstration plot, except for trees and perennial crops planted in the plots, shall be shared among the members or used for the benefit of the group.
- c. All members of the group shall be responsible for maintenance and management of the demonstration plot of the group.
- d. After the extension service/micro project, the members shall decide whether or not the demonstration plot shall be used for the same purpose continuously or returned back to the owner.

### (5) Training Courses/FFSs

A series of training courses/FFSs will be arranged and held over the course of the extension service/micro program. **Appendix-5.6** shows the training courses of the key extension services/micro programs. The standard time schedule of a training course is shown below.

**Standard Timeframe of the Hands-on Training Course**

Timeframe	Sessions	Resource person
09:00-09:30	Session 1: Introduction of the training courses	District Forest Officer Facilitators/ NGO
09:30-10:00	Session 2: Introduction of technique/skill introduced in the course	Facilitators/NGO
10:00-10:15	Coffee Break	-
11:15-12:30	Session 3: Practice of techniques/skills in the demonstration plot	Facilitators/NGO
12:30-13:30	Lunch Break	-
13:30-16:00	Session 3: Practice of techniques/skills in the demonstration plot	Facilitators/NGO
16:00-17:00	Session 4: Questions and Answer, Review and Evaluation	District Forest Officer Facilitators/NGO

Source: JICA Project Team (2015)

### (6) Guidelines for the Meeting

The training courses shall be conducted in accordance with the following procedures.

- Session 1: Introduce the purpose and timeframe of the training course to the participants.
- Session 2: Explain the techniques/skills that the training course introduces.



#### **Tips on discussion**

*Prior to the training course, you should prepare a set of explanatory flipcharts which introduces the outline of techniques to be demonstrated in the training course. You should use the explanatory flipcharts to explain to the members: i) effectiveness of techniques, ii) technical features (difference from the conventional method), iii) advantages and disadvantages, and iv) method of application.*

Session 3 (1): Move to the demonstration plot and demonstrate the technique/skill to the participants.

Session 3 (2): Ask the participants to do the same thing in the plot to practice the techniques/skills.

Session 3 (3): Provide technical advice/coaching to the participants to enable them to apply the techniques/skills properly.

Session 4 (1): Help the participants clear their doubts through questions and answers.

Session 4 (2): Ask the participants to review and evaluate the techniques/skills that they have practiced in the demonstration plot.

Notes of discussions shall be taken at session 4.

#### (7) Inputs (Human Resources and Materials) needed

The following inputs are required for this step.

- a. District Forest Officer/s, and Forest Guard/s
- b. Facilitators/NGO
- c. Explanatory flipcharts with outline of techniques/skills
- d. Farm tools/materials (if necessary)
- e. Flipcharts
- f. Felt-type pens
- g. Masking tape
- h. Snack, water and lunch for participants

#### (8) Expected Outputs

The members of the farmers/beneficiaries groups will learn and acquire a series of techniques/skills useful for sustainable forest and land management.



## 【Phase 2.2-Step 5】 Annual Evaluation and Planning of an Annual Work Plan

The members of the farmers/beneficiaries groups shall review and evaluate the activities of the extension services/micro programs and prepare annual work plans of the same for the following year based on the results of the evaluation.

### (1) Objectives

The main objective of this step is to help the members of the farmers/beneficiaries groups, especially leaders and core members, evaluate the results of the extension services/micro programs and formulate realistic-cum-effective annual work plans of the same for the following year in a participatory manner. To this end, the members shall:

- a. Review and evaluate the process and results of the activities (i.e., hands-on training courses) of the extension services/micro programs;
- b. Review the participation of the members in the activities;
- c. Review and evaluate the effectiveness of training courses;
- d. Identify difficulties that they have faced; and
- e. Extract lessons learned from the extension services/micro programs.

### (2) Expected Participants

Leaders and core members as well as other members including women and youth members will participate in the meeting. The total number of the participants in the meeting is estimated at 50 persons.

### (3) Timeframe and Venue

A two (2)-day meeting will be held at the village office.

### (4) Proposed Agenda of the Session

The following is the standard agenda for the meeting.

#### Standard Agenda for the Meeting on Annual Evaluation and Planning

##### Day 1

Timeframe	Sessions	Resource person
10:00-10:30	Session 1: Outline of the session (objectives, activities and timeframe)	NDFWM/District Forest Officer Facilitators/NGO
10:30-11:00	Session 2: Introduction of the activities/training courses made by the project with the numbers of participants in the activities/training courses	Facilitators/NGO
11:00-11:15	Coffee Break	-
11:15-12:30	Session 3: Review and evaluation of the project activities as compared with the expected targets shown in the work plan	Facilitators/NGO
12:30-13:30	Lunch Break	-
13:30-15:45	Session 4: Discussion/assessment of difficulties that the members faced	Facilitators/NGO
15:45-16:30	Session 5: Necessary action to be taken for improvement	ditto

##### Day 2

Timeframe	Activity	Expected outputs
10:00-10:30	Recapturing the day 1 sessions	Facilitators/NGO
10:30-11:30	Session 6: Briefing of the activities planned for the micro projects	ditto
11:30-11:45	Coffee Break	-
11:45-13:00	Session 7: Discussion and preparation of an annual work plan	Facilitators/NGO
13:00-14:00	Lunch Break	-
14:00-16:30	Session 7: Discussion and preparation of an annual work plan	Facilitators/NGO
16:30-17:00	Wrap up	NDFWM/District Forest Officer Facilitators/NGO

Source: JICA Project Team (2015)

## (5) Guidelines for the Meeting

The meeting shall be held according to the following procedures.

Session 1 (1): Introduce the purpose, outline and timeframe of the meeting to the participants.

Session 2 (1): Introduce: i) training courses held at the demonstration plots, ii) major techniques/skills introduced, and iii) the level of participation of the members in the respective training courses.



### **Tips on discussion**

*Prior to the meeting, you should prepare explanatory flipcharts showing training courses held, topics and techniques introduced in the respective training courses, and numbers of participants in the respective courses using the format shown below.*

Training courses	Major topics/techniques introduced	Number of participants

Session 3: Ask the participants to evaluate the results as compared to the outputs expected in the planning of the annual work plan in Section 5.2.3.

Session 4: Ask the participants to enumerate difficulties that they have faced in the course of the extension services/micro programs.

Session 5: Help the participants figure out solutions/recommended actions for improvement.

Session 6: Introduce activities of the extension services/micro programs planned in the following year along with aims, timeframes, and expected outputs of the respective activities; and

Session 7: Help the participants make an annual work plan using the format shown in Step 3.



**Tips on discussion**

*Prior to the meeting, you should prepare a blank format of an annual work plan shown in Step 3 in flipcharts. The format shall be used for discussion in session 7.*

The discussions in the meeting shall be taken down in flipcharts and a notebook.

**(6) Inputs (Human Resources and Materials) needed**

The following inputs are required for this step.

- a. NDFWM/NDFC Officer/s, District Forest Officer/s, and Forest Guard/s
- b. Facilitators/NGO
- c. Explanatory flipcharts with the results of the activities of the micro projects
- d. Flipcharts with a blank format of an annual work plan
- e. Flipcharts
- f. Felt-type pens
- g. Masking tape
- h. Snack, water and lunch for participants

**(7) Home Works after the Meeting**

The results of discussions in the meeting shall be encoded in MS excel to prepare annual work plans of the extension services/micro programs for the second year. The work plans shall be shared with the farmers/beneficiaries groups of the respective extension services/micro programs.

**(8) Expected Outputs**

Annual work plans of the extension services/micro programs for the second year will be developed by the members of the farmers/beneficiaries groups in consideration of lessons learned from the activities in the first year.

## 6. Mechanism for Implementation of the Manual

This chapter introduces: i) institutional framework of implementation of this manual, ii) necessary arrangements to be made for smooth and effective implementation, and iii) standard implementation schedule/timeframe at the village level.

### 6.1 Institutional Framework for Implementation

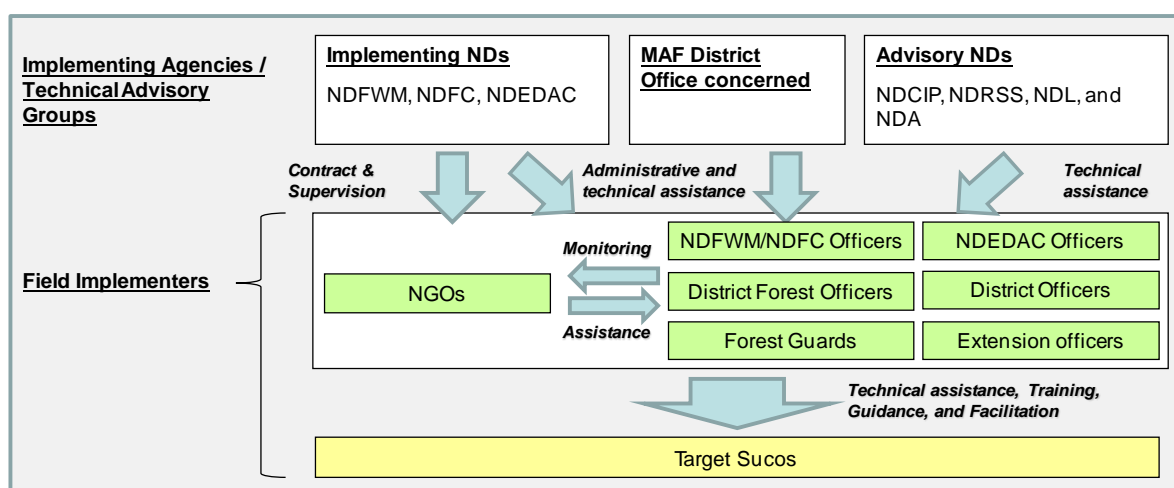
#### 6.1.1 Implementation System

The National Directorate of Forestry (NDF), which split into the National Directorate of Forest and Watershed Management (NDFWM) and the National Directorate of Nature Conservation (NDNC) in 2014, shall be the principal implementing agency for implementation of the manual, while the MAF District Offices concerned and the National Directorate of Extension and Development of Agriculture and Communities (NDEDAC) shall function as co-implementing agencies, especially when implementing the agriculture and forestry extension services/micro programs.

Other national directorates, such as National Directorate of Coffee and Industrial Plants (NDCIP), the National Directorate of Agribusiness (NDA), the National Directorate of Crops and Horticulture (NDCH), and the National Directorate for Livestock (NDL), may be involved in the implementation of the extension services/micro projects as technical back supports.

In addition to the government agencies, NGOs will play an important role in introduction and establishment of the CB-NRM mechanism at the village level, since the majority of MAF officers still has less experience in working with communities as facilitators. It is, therefore, essential to use NGOs capable as facilitators in the fields of rural development, reforestation, and agricultural development.

Consequently, the following organizational framework, which is presented in Chapter 3, is recommended for promotion of the CB-NRM mechanism.



#### Organizational Structure for Introduction of the CB-NRM Mechanism

The expected roles and responsibilities of the key players in the framework mentioned above are further described as follows:

### **Expected Roles and Responsibilities of the Key Players**

Key players	Expected roles and responsibilities
<b>1. Central Level</b>	
(1) NDFWM/NDNC (NDFWM/ NDNC Officers)	<ol style="list-style-type: none"> <li>1. Be responsible for preparation of necessary policies, guidelines, and national programs on CB-NRM promotion.</li> <li>2. Secure necessary budget to implement a national program on promotion of CB-NRM.</li> <li>3. Provide necessary administrative and technical support to the field implementers, i.e., District Forest Officers, Forest Guards, and NGOs.</li> <li>4. Hire/Employ NGOs for the field works.</li> <li>5. Help NGOs in introduction and establishment of the CB-NRM mechanism at the village level with District Forest Officers and Forest Guards.</li> <li>6. Monitor and supervise NGO's works with District Forest Officers and Forest Guards.</li> <li>7. Assist District MAF Office in hiring NGOs in the case of a district program.</li> </ol>
(2) NDEADC	<ol style="list-style-type: none"> <li>1. Be responsible for preparation of necessary policies, guidelines, and national programs on agricultural extension related to CB-NRM.</li> <li>2. Provide technical advice and assistance to the field implementers, i.e., District Officers, Extension Officers and NGOs.</li> <li>3. Help NGOs in implementation of the extension services/micro programs with NDFWM/ NDNC Officers and District Forest Officers.</li> <li>4. Monitor and supervise NGO's works for the extension services/micro programs with NDFWM/NDFC Officers and District Forest Officers.</li> </ol>
(3) Other National Directorates	<ol style="list-style-type: none"> <li>1. Provide technical advice and assistance to the field implementers, in the relevant technical fields in coordination with NDFWM/NDNC and NDEADC.</li> </ol>
<b>2. District Level</b>	
(1) District Director	<ol style="list-style-type: none"> <li>1. Be responsible for planning of a district program on promotion of CB-NRM in line with the national programs.</li> <li>2. Secure necessary budget enough to implement a district program on promotion of CB-NRM</li> <li>3. Provide necessary administrative and technical support to District Officers (i.e., Crops and Horticulture, Coffee and Industrial Plant, and Livestock), Sub-district Extension Coordinators, and Extension Officers.</li> <li>4. Hire/Employ NGOs for the field works in the case of a district program.</li> </ol>
(2) District Forest Officer	<ol style="list-style-type: none"> <li>1. Work together with NGOs over the course of introduction and establishment of the CB-NRM mechanism at the village level.</li> <li>2. Monitor NGOs' activities together with NDFWM/NDNC Officers, District Officers in other technical fields, Sub-district Extension Coordinators, and Forest Guards.</li> <li>3. Provide guidance and orientation to local communities toward sustainable natural resource management together with NGOs.</li> </ol>
(3) Other District Officers	<ol style="list-style-type: none"> <li>1. Work together with NGOs in the implementation of the extension services/micro programs.</li> <li>2. Monitor NGOs' activities together with NDFWM/NDNC Officers, District Forestry Officers, Sub-district Extension Coordinators, and Forest Guards.</li> <li>3. Provide technical guidance to local communities in the relevant technical fields in coordination with NGOs, Sub-district Extension Coordinators, and Extension Officers.</li> </ol>
<b>3. Sub-district/Village levels</b>	
(1) Forest Guards	<ol style="list-style-type: none"> <li>1. Provide guidance and orientation to local communities toward sustainable natural resource management in coordination with District Forest Officers and NGOs.</li> <li>2. Monitor NGO's activities together with NDFWM/NDNC Officers, District Forestry Officers, District Officers in other fields, and Sub-district Extension Coordinators.</li> </ol>
(2) Sub-district Coordinators and Extension Officers	<ol style="list-style-type: none"> <li>1. Cooperate with NDFWM/NDNC Officers, District Forestry Officers, District Officers in other fields, and Forest Guards in monitoring and supervision of NGO's works.</li> </ol>



Key players	Expected roles and responsibilities
(3) NGO	<ol style="list-style-type: none"> <li>2. Provide extension services on techniques/skills useful for CB-NRM in collaboration with NGOs.</li> <li>1. Be responsible for implementation of the field activities as a contractor.</li> <li>2. Perform as a main facilitator throughout the field works.</li> <li>3. Guide and orient local communities toward sustainable natural resource management in coordination with NDFWM/NDNC Officers, District Forest Officers and Forest Guards.</li> <li>4. Arrange and organize a series of training courses/extension services for local communities on techniques/skills useful for CB-NRM in coordination with NDFWM Officers, NDEDAC Officers, District Officers, Sub-district Extension Coordinators, Forest Guards, and Extension Officers.</li> <li>5. Assist local communities, in collaboration with NDFWM/NDNC Officers, District Forest Officers and Forest Guards, in protection and management of forests and natural resources in accordance with the village regulations and future land use plan.</li> </ol>
(4) Local village leaders	<ol style="list-style-type: none"> <li>1. Be responsible for protection and management of forests and other natural resources in the localities in accordance with the village regulations.</li> <li>2. Instruct and encourage local communities to follow the village regulations for sustainable forest and natural resource management.</li> <li>3. Encourage local communities to participate in the processes of introducing and establishing the CB-NRM mechanism.</li> <li>4. Encourage local communities to apply techniques/skills useful for CB-NRM, which will be introduced through a series of hands-on training courses/FFSs arranged by the extension services/micro programs, to their own plots/farms.</li> </ol>

Source: JICA Project Team (2015)

### **6.1.2 Policy and Legislative Frameworks for CB-NRM**

The National Forest Sector Policy is the sole government document to orient the forest sector in Timor-Leste and indicate the direction that the sector should aim at. The CB-NRM mechanism and its activities are closely consistent with strategies enumerated in the National Forest Policy.

The Forest Management Bill is another important document which indicates the framework and process of protecting and managing forest resources in the country, although it has been discussed in the council of ministers since 2009. The CB-NRM mechanism can be incorporated into a proposed instrument for sustainable forest management in the Forest Management Bill, named “Community Forest Management Agreement (CFMA).”

**Appendix-6.1** shows the results of a simple analysis made by the JICA CN-NRM Project and NDF on the consistency of the CB-NRM mechanism with the National Forest Policy and Forest Management Bill. The following is its summary.

(1) National Forest Policy (2008)

The National Forestry Policy issued in 2008 set the sustainable management of forest resources and watersheds as its principal goal to achieve by 2020. The goal is supported by the following six (6) policy objectives.

- a. Protection of Forests
- b. Community and Private Participation in Forestry Development
- c. Watershed Conservation
- d. Afforestation and Land Restoration
- e. Development of a Private Sector Business Environment

f. Forestry Sector Institutional Development

The introduction of the CB-NRM mechanism could contribute to achievement of the policy goal synergizing the strategies enumerated in the policy, especially those for “Protection of Forest,” “Community and Private Participation in Forestry Development,” “Watershed Conservation,” and “Afforestation and Land Restoration.”

(2) Forest Management Bill

The Forest Management Bill, of which approval has been pending in the council of ministers since 2009, is a key legislative framework for NDFWM/NDNC to protect and manage forest resources in a sustainable manner. As described in **Appendix-6.1** in detail, “community-based forest management” is the mainstream concept adopted by the Forest Management Bill for sustainable forest management in Timor-Leste. The bill clearly states that communities could claim access, use, and management rights to forest areas on condition that communities can exchange an agreement (Community Forestry Management Agreement: CFMA) with NDFWM/NDNC in accordance with the terms and conditions specified in the Forest Management Bill.

The CB-NRM mechanism can facilitate the process of acquisition of CFMA at the village level when the Forest Management Bill is enacted, as the deliverables generated through PLUP can be used as materials for CFMA, such as a land use map, rules on resource management, harvesting arrangements, and protection/conservation arrangements.

## **6.2 Necessary Arrangements for Implementation**

The policy recommendations developed by the JICA-MAF CB-NRM Project make the following eight recommendations for promotion and expansion of the CB-NRM mechanism in Timor-Leste, especially in the critical river basins in the country.

- Recommendation 1:** Mainstream CB-NRM as a key approach to sustainable forest management by issuing a new policy document which aims to roll out the CB-NRM mechanism in the critically important river basins.
- Recommendation 2:** Expand the CB-NRM mechanism in villages as planned under Forest Conservation Program in the Forest Conservation Plan.
- Recommendation 3:** Form a new department specifically for CB-NRM or Community-Based Forest Management (CBFM) in NDFWM.
- Recommendation 4:** Enact the Forest Management Decree along with its supporting guidelines, especially those for introduction of CFMA.
- Recommendation 5:** Build the capacities of key stakeholders, especially MAF/NDFWM/NDNC and NGOs, to assist communities and their leaders in introduction of the CB-NRM mechanism and preparation for CFMA in the future.
- Recommendation 6:** Effectively use NGOs until MAF and NDFWM/NDNC are capable to carry out the field facilitation.

**Recommendation 7:** Ensure the field officers of NDFWM/NDNC/MAF can get necessary administrative and financial support for them to engage in the promotion of the CB-NRM mechanism in the field.

**Recommendation 8:** Integrate the process of introducing the CB-NRM mechanism or granting CFMA into the process of a village development planning.

Among other things, recommendations 1, 3, 5, 6, and 7 should be put into action for effective implementation and smooth operations of the activities described in the manual.

### 6.3 Standard Implementation Schedule in a Village

The following table shows the recommended timeframes of the respective activities described in Chapters 4 and 5.

**Key Processes and Steps/Activities associated with the respective Processes**

Phase	Process	Stage	Timeframe	Remarks
1. Assessment and planning	<b>1.1 Participatory land use planning</b>	Stage 1	1~2 months	The process should begin in May or June so that the whole process of PLUP can be completed before September when communities start the land preparation.
		Stage 2	2~3 months	Likewise, the activities of stage 2 of PLUP should be completed before September to reduce the incidence of wildfires caused by a burning practice during land preparation.
	<b>1.2 Selection of extension services/micro programs</b>	-	1~2 months	The selection of extension services/micro programs can begin after the end of stage 1 of PLUP, as long as a field facilitator is capable to conduct the sessions of stage 2 of PLUP simultaneously with those for selection of extension services/micro programs. In case that the selection of extension services/micro programs starts is carried out after PLUP (stage 2 of PLUP), it could be completed before January/February so that the extension services/micro programs can begin in March/April.
2. Implementation and monitoring	<b>2.1 Institutionalization of the village regulations</b>	-	2 ~ 3 years	The monthly monitoring meeting should start from one month after the Tara Bandu ceremony.
	<b>2.2 Implementation of the priority extension services/micro programs</b>	-	2 ~ 3 years	If the extension services/ micro programs start their activities in March/April, hands-on training course/FFS on compost making and/or nursery establishment should be carried out in the same month.

Source: JICA Project Team (2015)

The standard implementation schedule of the whole process of the establishment of the CB-NRM mechanism at the village level is shown below.







## ***Appendix-4.1***

***Sample of Roles and Responsibilities of  
Members of the Working Groups for  
PLUP in One of the JICA Project  
Villages***





**Appendix-4.1 Sample of Roles and Responsibilities of Members of the Working Group for PLUP**

**Appendix-4.1 Sample of Roles and Responsibilities of Members of the Working Group for PLUP in One of the JICA Project Villages**

<b>Name</b>	<b>Position</b>	<b>Roles and Responsibilities</b>
Chef de Suco	Group Leader	<ul style="list-style-type: none"> <li>➤ Lead the work of the group</li> <li>➤ Coordinate with Chef de Aldeia for the work</li> <li>➤ Lead the meeting</li> <li>➤ Make and implement a plan together with local communities</li> <li>➤ Monitor the activities in each aldeia</li> <li>➤ Remind the group members of the responsibilities of the members and the activities</li> <li>➤ Provide information and briefing of the village to the visitors</li> <li>➤ Pay attention to the members</li> <li>➤ Coordination with NGO and government office</li> <li>➤ Organization of tara bandu ceremony</li> <li>➤ Overall responsibility for implementation of the village regulations</li> <li>➤ Be responsible for settlement of any issues in the village in coordination with chef de aldeia, Lianain, and suco councilor.</li> </ul>
Secretary of Village	Co-group leader	<ul style="list-style-type: none"> <li>➤ Take notes in the meeting and share the memos with the group members</li> <li>➤ Act as a chief when the chief can not function.</li> <li>➤ Provide information to the members.</li> <li>➤ File documents</li> <li>➤ Act as a moderator in the meeting</li> <li>➤ Assist the chief in the fulfillment of his tasks and responsibilities</li> <li>➤ Coordinate with other members for meetings</li> </ul>
Chef de Aldeia	Member	<ul style="list-style-type: none"> <li>➤ Receive information for the chief of the group and disseminate it to local communities in the respective aldeia</li> <li>➤ Lead the meeting at aldeia level</li> <li>➤ Make report to chief of the group</li> <li>➤ Provide information of the respective aldeias to the chief of the group</li> <li>➤ Responsibility for implementation of the village regulations in the respective aldeias</li> <li>➤ Be responsible for settlement of any issues in the respective aldeias in coordination with Lianain, and suco councilor.</li> </ul>
Lianain (Aldeia level and Suco level)	Member	<ul style="list-style-type: none"> <li>➤ Solve the problems in the communities at both levels</li> <li>➤ In case the issue can not be solved at aldeia level, the issue should be raised to suco. Lianain at suco level handle such an issue. In case the issue can not be solved even at suco level, the issue should be brought to the Sub-district Administrative Office.</li> <li>➤ Assist the chief of the group and chef de aldeia in the dissemination of the information</li> <li>➤ Share his knowledge and experience in reviewing the village regulations.</li> <li>➤ Provide advice and input to the Working Group in the meeting.</li> </ul>
Suco councilor	Member	<ul style="list-style-type: none"> <li>➤ Make a plan for the village together with Chef de Suco and resolve the issues raised to suco together with Lia Nain at Suco level.</li> <li>➤ Provide advice in the implementation of the village regulations</li> </ul>
Suco Police	Member	<ul style="list-style-type: none"> <li>➤ Look after the community's plantations</li> <li>➤ Raise communities' awareness of the village regulations</li> <li>➤ Report any violated cases to chef de aldeia and chef de suco</li> </ul>
Community	Member	<ul style="list-style-type: none"> <li>➤ Participate in the meetings</li> <li>➤ To be involved in any kind of activities</li> </ul>

**Appendix-4.1 Sample of Roles and Responsibilities of Members of  
the Working Group for PLUP**

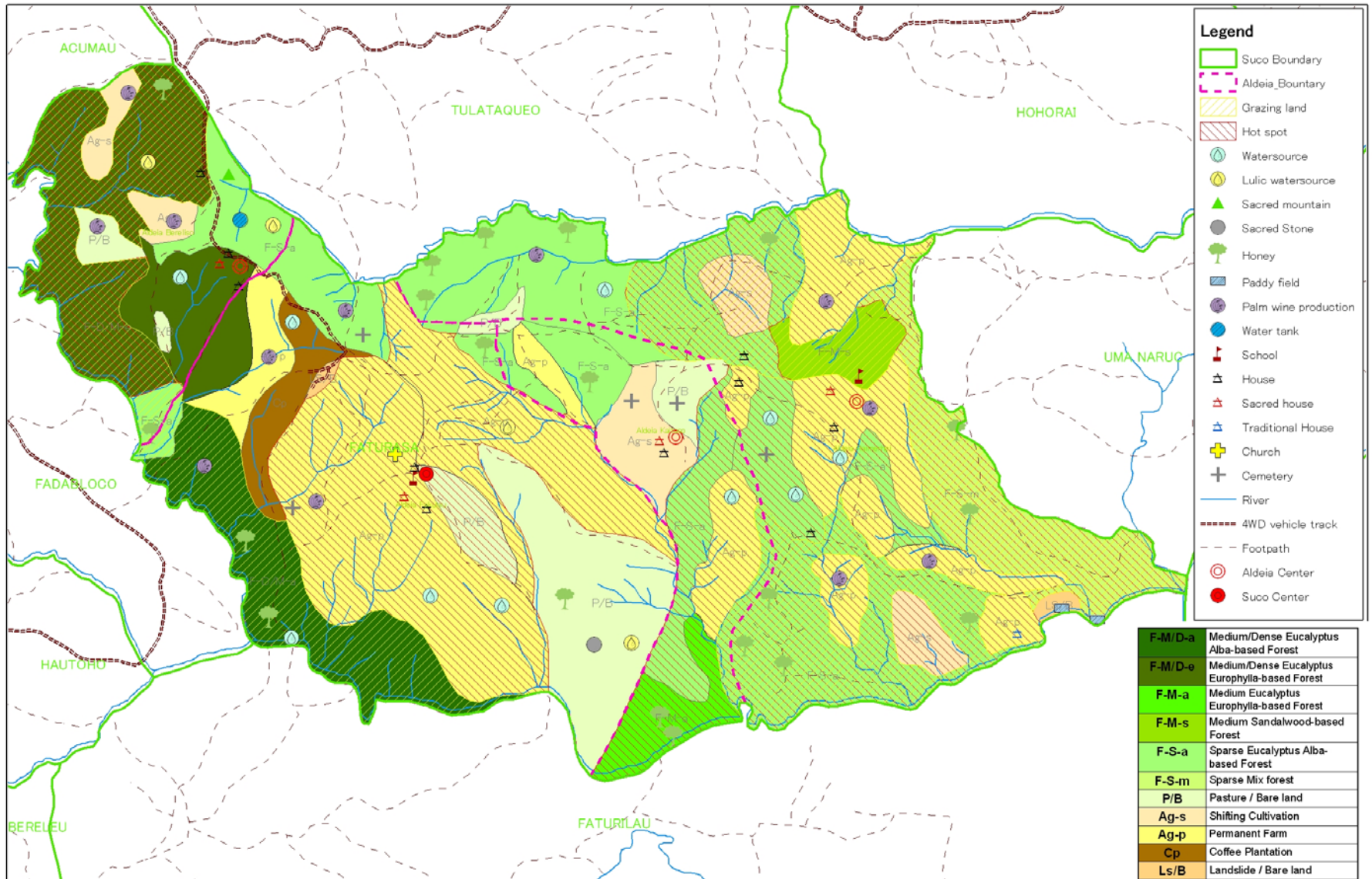
**General Rules of the members**

- Actively participate in the meetings and discussions
- Be time-punctual (Respect the time agreed upon by the members)
- Do not make any personal attack in discussion
- Follow/obey the group leader
- Follow the agenda agreed on
- Meetings will be effective with the attendance of the majority of the members and agreement among the members on the effectiveness of the meetings.
- Inform Chief of the Group of his absence with a reason whenever the member can not attend the meeting.
- Fulfill the respective roles and responsibilities of the members.

## ***Appendix-4.2***

### ***Present Land Use Map of Suco Faturasa***





Community-based Integrated Watershed Management in Laclo and Comoro River Basins  
in the Democratic Republic of Timor-Leste

Present Land Use Map of Suco Faturasa



Scale 1:36,000

0 0.15 0.3 0.6 0.9 1.2  
Km



Appendix-4.2 Present Land Use Map of Suco Faturasa



## ***Appendix-4.3***

***Sample of Format for Discussions of  
Functions, Current Practices, and  
Importance of the Present Land Uses***





**Appendix-4.3 Sample of Format for Discussions of Functions, Current Practices, and Importance of the Present Land Uses**

**Appendix-4.3 Sample of Format for Discussions of Functions, Current Practices, and Importance of the Present Land Uses**

<b>Land use</b>	<b>Function</b>	<b>Current Practice</b>	<b>Importance</b>
Dense forest (Ai Bubur)	<ul style="list-style-type: none"> <li>- Source of materials for housing</li> <li>- Source of materials for fencing</li> <li>- Source of firewood (Ai bubur is very strong; therefore, they use Ai bubur for housing.)</li> <li>- Place for grazing animals</li> <li>- Habitat for wild animals</li> <li>- Protection of soils from erosion</li> <li>- Protection of water sources</li> </ul>	<ul style="list-style-type: none"> <li>- Can cut Ai bubur with permission from CDA and the land owner in Aldeia 1 and 2 and need to meet the criteria when cutting trees.</li> <li>- Can cut Ai bubur without permission from CDA or the land owner in Aldeia 3, but need to meet the criteria when cutting trees.</li> <li>- In case that the communities in Aldeia 1 and 2 as well as those in other suco like to cut, they need to get the permission from CDA and the land owner.</li> <li>- There is no regulation to manage the area.</li> <li>- No seedlings has been planted.</li> <li>- Forest fires have sometimes taken place in Aldeia 3 caused by fires coming from the neighboring villages.</li> <li>- There has been no fire in Aldeias 2 and 1.</li> </ul>	<ul style="list-style-type: none"> <li>- Very important</li> <li>- Need to protect Ai bubur dense forest to maintain its function.</li> <li>- Need to select trees when cutting trees (only cut big ones but protect small ones so that maintain the forest).</li> <li>- Cut trees only for building a house but not for selling.</li> </ul>
Medium forest (Ai bubur)	<ul style="list-style-type: none"> <li>- Source of materials for housing</li> <li>- Source of materials for fencing</li> <li>- Source of firewood</li> <li>- Place for grazing animals</li> <li>- Habitat for wild animals</li> <li>- Protection of soils from erosion</li> <li>- Protection of water sources</li> <li>- Reserve for future farms</li> </ul>	Sam as above	<ul style="list-style-type: none"> <li>- Very important</li> <li>- Need to protect Ai bubur medium forest to maintain its function.</li> <li>- Need to select trees when cutting trees (only cut big ones but protect small ones so that maintain the forest).</li> <li>- Cut trees only for building a house but not for selling.</li> <li>- Need to plant ai kakeu and ai samtuku to improve the forest</li> </ul>
Sparce forest (Ai bubur)	<ul style="list-style-type: none"> <li>- Source of firewood</li> <li>- Place for grazing animals</li> <li>- Protection of soils from erosion</li> <li>- Protection of water sources</li> <li>- Reserve for future farms</li> </ul>	<ul style="list-style-type: none"> <li>- Can cut Ai bubur without permission from CDA or the land owner in Aldeia 3, but need to meet the criteria when cutting trees.</li> <li>- In case that the communities in Aldeia 1 and 2 as well as those in other suco like to cut, they need to get the permission from CDA and the land owner.</li> <li>- There is no regulation to manage the area.</li> <li>- No seedlings has been planted.</li> <li>- Forest fires have sometimes taken place in Aldeia 3 caused by fires coming from the neighboring villages.</li> </ul>	<ul style="list-style-type: none"> <li>- Important</li> <li>- Need to protect the area.</li> <li>- Need to plant seedlings of Ai kakeu and Samtuku to make the soils fertile.</li> </ul>
Dense forest (Ai ru) Aldeia 01	<ul style="list-style-type: none"> <li>- Source of materials for housing (beam)</li> <li>- Source of firewood</li> <li>- Place for grazing animals</li> <li>- Habitat for wild animals</li> <li>- Protection of soils from erosion</li> <li>- Protection of water</li> </ul>	<ul style="list-style-type: none"> <li>- Ai ru in Aldeia 2 is not currently used as the ownership of the area is questioned.</li> <li>- Ai ru in Aldeia 1 can be cut with permission from CDA and the land owner but need to meet the criteria when cutting trees.</li> <li>- There is no regulation to manage the area.</li> </ul>	<ul style="list-style-type: none"> <li>- Very important</li> <li>- Need to protect Ai ru dense forest to maintain its function.</li> <li>- Need to select trees when cutting trees.</li> <li>- Ai ru is more important than Ai bubut in Aldeia 01 as it can be used for multiple</li> </ul>

**Appendix-4.3 Sample of Format for Discussions of Functions,  
Current Practices, and Importance of the Present Land Uses**

<b>Land use</b>	<b>Function</b>	<b>Current Practice</b>	<b>Importance</b>
	<ul style="list-style-type: none"> <li>sources</li> <li>- Improve soil fertility</li> </ul>	<ul style="list-style-type: none"> <li>- No seedlings has been planted.</li> <li>- There has been no forest fire.</li> </ul>	<p>purposes. But Ai bubur is more important for people in Aldeia 02, as there is no Ai ru forest there.</p>
Coffee plantation	<ul style="list-style-type: none"> <li>- Production of coffee to be sold and drunk</li> <li>- Protection of water sources</li> <li>- Habitat for wild animals (Laku)</li> <li>- Maintenance and improvement of soil fertility</li> <li>- Source of firewood</li> </ul>	<ul style="list-style-type: none"> <li>- In general, coffee trees are not cut as they are important.</li> <li>- Use dead branches and trees for fire wood.</li> <li>- New seedlings of coffee and shade trees can be planted.</li> <li>- There has been no forest fire.</li> </ul>	<ul style="list-style-type: none"> <li>- Important (They can not work without coffee.)</li> <li>- Need to protect coffee plantations.</li> <li>- Need to plant seedlings of coffee and shade trees. (Coffee plantation is more important for the area for shifting cultivation as it has more functions, such as a source of cash income, habitat for wild animal and protection of the source of water.)</li> </ul>
Permanent farm (near houses)  Cassava, Maize, Beans (red bean, soy bean, and long bean), Tunis (chick peas), Taro, Banana, Orange, Kontas. etc.	<ul style="list-style-type: none"> <li>- Production of food crops every year</li> <li>- Production of cash crops (vegetables)</li> </ul>	<ul style="list-style-type: none"> <li>- Grasses slashed/mown are piled at a part of the farm and burned.</li> </ul>	<ul style="list-style-type: none"> <li>- Very important</li> <li>- Need to continue using the same farms for crop production</li> <li>- Need to conserve soil fertility by introduction of soil conservation measures. (Permanent farm is the most important area among the areas used for agricultural production.)</li> </ul>
Area for shifting cultivation Maize, Tunis, Fore, Banana, Cassava, Rehe (for maintenance of soil fertility)	<ul style="list-style-type: none"> <li>- Production of food crops</li> <li>- Production of fruits (mango and orange) (A temporary house is built at the area for shifting cultivation, which is far from the house.)</li> </ul>	<ul style="list-style-type: none"> <li>- After slashing grasses/pruning branches and making firebreak lines, the farm is burned.</li> </ul>	<ul style="list-style-type: none"> <li>- Important</li> <li>- Need to plant seedlings of fruits and leguminous trees.</li> <li>- Need to conserve soil fertility by introduction of soil conservation measures.</li> </ul>
Water sources	<ul style="list-style-type: none"> <li>- Domestic uses (drinking, washing, bathing, cooking)</li> <li>- Watering home garden (vegetables) and orange</li> <li>- Watering animals</li> </ul>	<ul style="list-style-type: none"> <li>-</li> </ul>	<ul style="list-style-type: none"> <li>- Very important</li> <li>- Need to protect the water sources from burning, cutting trees, animal grazing and farming.</li> <li>- Need to plant trees near the source.</li> </ul>

## ***Appendix-4.4***

***Future Land Use Map and Recommended  
Land Management Practices of Land Use  
Categories of Suco Tohumeta***





**Legend**


Usa-Rai ba Futuru	Descripsaun	Usa-Rai agora	Descripsaun
ALT-AIR	Ai Laran Tuan-Ai Ru	ALT-AIR	Ai Laran Tuan – Ai Ru
ALT-AIKhr	Ai Laran Tuan-Ai Kahur	ALN-AIB	Ai Laran Naruk – Ai Bubur
ALN-AIKhr/PAI	Ai Laran Naton – Ai Kahur/Plantasaun Ai	ALI-AIB	Ai Laran Ituan – Ai Bubur
To-Pi/PAI+PAI+Cp	Toos permanente Plantasaun ai/Plantasaun ai fuan/Plantasaun kafe	To-Mb	Toos-Muda ba Mai
Uc-Tp	Uma comunidade ho Toos permanente (toos uma hun)	Uc-Tp	Uma comunidade ho Toos Permanente
PAI+PAI+Cp	Plantasaun ai/Plantasaun ai fuan/Plantasaun kafe	A-PA	Area Plantasaun Ai
PKhr	Plantasaun Kahur	P	Plantasaun
Cp	Plantasaun Kafe	Cp	Plantasaun Kafe

	Toos permanente (toos uma hun)	Toos Permanente
PAI+PAI+Cp	Plantasaun ai/Plantasaun ai fuan/Plantasaun kafe	A-PA Area Plantasaun Ai
PKhr	Plantasaun Kahur	P Plantasaun
Cp	Plantasaun Kafe	Cp Plantasaun Kafe

Landmark	Tetun	English
	Be Matan	Water source
	Be Matan Lulic	Sacred (Lulic) water source
	Centro Suco	Suco Center
	Rai Lulic	Sacred Place
	Uma Lulic	Traditional house
	Area klinika	Clinic
	Escola	School

Landmark	Tetun	English
	Be Matan	Water source
	Be Matan Lulic	Sacred (Lulic) water source
	Centro Suco	Suco Center
	Rai Lulic	Sacred Place
	Uma Lulic	Traditional house
	Area klinika	Clinic
	Escola	School
	Capela	Church
	Cemiterio/Rate	Cemetery

Project for Community-Based Sustainable Natural Resource Management in the Democratic Republic of Timor-Leste of Suco Tohumeta



Appendix 4.4 (1) Future Land Use Map of Suco Tohumeta



Appendix-4.4 (2) Recommended Land Management Practices of the Land Use Categories

Future land use	Permitted Activities	Prohibited Activities
- Dense Protected Forest (Ai Ru)	<ul style="list-style-type: none"> <li>➤ Cut Ai Bubur and Ai Ru for domestic uses with permission of Chef de Suco and the land owner (Need to get the permission of MAF when cutting trees more than 1 m3)</li> <li>➤ Collect fallen branches and cut fallen trees for firewood.</li> <li>➤ Graze animals with a/ care taker/s.</li> </ul>	<ul style="list-style-type: none"> <li>➤ Don't burn the area.</li> <li>➤ Don't open a new farm.</li> <li>➤ Don't cut trees for sale.</li> <li>➤ Don't cut trees even for domestic purposes without permission of Chef de Suco and the land owner.</li> <li>➤ Don't graze animals freely in the area.</li> <li>➤ Don't hunt wild animals.</li> </ul>
- Dense Regenerated-Protected Forest (Ai bubur and other species)	<ul style="list-style-type: none"> <li>➤ Collect fallen branches and cut fallen trees for firewood.</li> <li>➤ Graze animals with a/ care taker/s.</li> <li>➤ Rear animal tied to trees/sticks in the area.</li> <li>➤ Plant seedlings in the area.</li> </ul>	<ul style="list-style-type: none"> <li>➤ Don't burn the area.</li> <li>➤ Don't open a new farm.</li> <li>➤ Don't cut trees for any purposes.</li> <li>➤ Don't graze animals freely in the area.</li> <li>➤ Don't hunt wild animals.</li> </ul>
- Medium Regenerated-Protected Forest (Ai bubur and other species)	<ul style="list-style-type: none"> <li>➤ Collect fallen branches and cut fallen trees for firewood.</li> <li>➤ Rear animal tied to trees/sticks in the area.</li> <li>➤ Plant seedlings in the area.</li> </ul>	<ul style="list-style-type: none"> <li>➤ Don't burn the area.</li> <li>➤ Don't open a new farm.</li> <li>➤ Don't cut trees for any purposes.</li> <li>➤ Don't graze animals freely in the area.</li> <li>➤ Don't hunt wild animals.</li> </ul>
- Coffee plantation	<ul style="list-style-type: none"> <li>➤ Plant seedlings of coffee, cacao, and shade trees.</li> <li>➤ Plant crops, e.g., taro, kontas, pepper, vanilla, etc.</li> <li>➤ Prune branches of coffee and shade trees.</li> <li>➤ Cut aged coffee trees.</li> <li>➤ Collect fallen branches and cut fallen trees for firewood.</li> <li>➤ Improve coffee plantation.</li> </ul>	<ul style="list-style-type: none"> <li>➤ Don't burn the area.</li> <li>➤ Don't open a new farm.</li> <li>➤ Don't rear animal in the area. (Don't graze and tie animals in the area.)</li> <li>➤ Don't hunt wild animals except when wild animals cause damage to coffee.</li> </ul>
- Plantations (Timber / Orchard / Coffee)	<ul style="list-style-type: none"> <li>➤ Plant seedlings including timber and fruit species.</li> <li>➤ Plant crops.</li> <li>➤ Prune branches of trees.</li> <li>➤ Cut planted trees with permission of Chef de Suco and the owner.</li> <li>➤ Collect fallen branches and cut fallen trees for firewood.</li> </ul>	<ul style="list-style-type: none"> <li>➤ Don't burn the area.</li> <li>➤ Don't rear animal in the area. (Don't graze and tie animals in the area.)</li> <li>➤ Don't cut planted trees without permission of Chef de Suco and the owner.</li> </ul>
- <u>Permanent/Fixed farm</u>	<ul style="list-style-type: none"> <li>➤ Burn the area with firebreak lines or burn piled grasses at a part of the area.</li> <li>➤ Cut grasses.</li> <li>➤ Rear animals tied to sticks/trees after harvesting of crops.</li> <li>➤ Plant seedlings including timber and fruit species.</li> <li>➤ Plant crops.</li> <li>➤ Cut planted trees with permission of Chef de Suco and the owner.</li> </ul>	<ul style="list-style-type: none"> <li>➤ Don't burn the area without firebreak lines.</li> <li>➤ Don't rear animal in the area during cropping. (Don't graze and tie animals in the area during cropping.)</li> <li>➤ Don't cut planted trees without permission of Chef de Suco and the owner.</li> </ul>
- <u>Home garden</u>	<ul style="list-style-type: none"> <li>➤ Plant crops and vegetables.</li> <li>➤ Plant seedlings including timber and fruit species.</li> <li>➤ Burn piled grasses at a part of the area.</li> </ul>	<ul style="list-style-type: none"> <li>➤ Don't burn the area.</li> <li>➤ Don't rear animal in the area. (Don't graze and tie animals in the area.)</li> </ul>
- <u>Protected water sources</u>	<ul style="list-style-type: none"> <li>➤ Fetch and use water for domestic purposes (washing, drinking, cooking, bathing, etc.),</li> </ul>	<ul style="list-style-type: none"> <li>➤ Don't burn the area near the source (within 50-100 m from the source).</li> </ul>

**Appendix-4.4 Recommended Land Management Practices of the Land Use Categories**

<b>Future land use</b>	<b>Permitted Activities</b>	<b>Prohibited Activities</b>
	nursery operation, watering animals and vegetables, and fish raising. ➤ Plant seedlings near the water source.	➤ Don't cut trees near the source (within 50-100 m from the source). ➤ Don't make a farm near the source (within 50-100 m from the source). ➤ Don't rear (tie/graze) animals near the source (within 50-100 m from the source). ➤ Don't plant trees that would reduce the volume of water close to the source, such as teak. ➤ Don't kill eel, snake, and wild fishes in the source. ➤ Don't contaminate or disturb the source.

**Necessary Arrangements to Realize the Future Land Use**

<b>Present land use</b>	<b>Future land use</b>	<b>Necessary Arrangements</b>
Dense Ai ru-based forest	- <u>Dense Protected Forest (Ai Ru)</u>	➤ Protect the existing forests in cooperation with MAF (NDF/Forest Guard). ➤ Reinforce the village regulations. ➤ Plant new seedlings in the area, especially after cutting trees.
Medium Ai bubur-based forest	- <u>Dense Regenerated-Protected Forest (Ai bubur and other species)</u>	➤ Protect the existing forests in cooperation with MAF (NDF/Forest Guard). ➤ Reinforce the village regulations. ➤ Plant new seedlings in the area, especially after cutting trees. ➤ Develop terraces or apply soil conservation measures.
Sparse Ai bubur-based forest	- <u>Medium Regenerated-Protected Forest (Ai bubur and other species)</u> - <u>Timber plantations</u>	➤ Protect the existing forests in cooperation with MAF (NDF/Forest Guard). ➤ Reinforce the village regulations. ➤ Plant new seedlings in the area, especially after cutting trees. ➤ Develop terraces or apply soil conservation measures.
Coffee plantation	- <u>Coffee plantation</u>	➤ Plant seedlings of coffee and shade trees. ➤ Plant seedlings of cacao and other industrial crops. ➤ Maintain coffee and shade trees.
Area for plantation	- <u>Plantations (Timber / Orchard / Coffee)</u>	➤ Maintain trees planted in the area. ➤ Develop terraces or apply soil conservation measures. ➤ Plant seedlings of timber, fruit, shade and coffee trees.
Area for shifting cultivation	- <u>Permanent/Fixed farm Plantations (Timber / Orchard / Coffee)</u>	➤ Develop terraces or apply soil conservation measures (e.g., alley cropping technique) ➤ Plant seedlings of timber, fruit, shade and coffee trees.
Home garden	- <u>Home garden</u>	➤ Apply soil conservation measures if necessary.
Water sources	- <u>Protected water sources</u>	➤ Plant trees that can protect the source of water. ➤ Protect the areas around the source. ➤ Protect the catchment of the source.



***Appendix-4.5***  
***Sample of Village Regulations of the***  
***JICA Project Villages***



## Appendix-4.5 Sample of Village Regulations of the JICA Project Villages

### VILLAGE REGULATIONS IN SUCO HAUTOHO

#### CHAPTER 1: GENERAL AND DEFINISION

##### Article 1: General

These are the village regulations of Suco Hautoho, Sub-district Remexio, Aileu District. The regulations were developed by local leaders of Suco Hautoho with mutual consensus among the communities of Suco Hautoho as a result of a series of discussions in June and July 2012.

##### Article 2: Definition of Terms

As used in and for purposes of these regulations, the following terms shall mean:

- 2.1 **Communities** - refers to households and their family members who reside or are registered in Suco Hautoho.
- 2.2 **Forest Guard** - refers to a/ forest officer/s on a village level. Its major roles and responsibilities are to: i) protect forests and forest products, ii) prevent forest fires, iii) enhance public awareness of functions of forest in forest-related communities, and iv) coordinate with relevant directorates in MAF to support MAF's programs.
- 2.3 **Future Land Use Plan** - refers to a plan on future land and resource use in Suco Hautoho. A future land use plan shall consist of a village map showing the future land use and guidelines on each land use in the village.
- 2.4 **Natural Resources** – refers to soil and all natural objects founded on it or below the ground in Suco Hautoho.
- 2.5 **Participatory Land Use Planning/PLUP**– refers to the process in which local communities prepare a future land use plan with village regulations/rules on land and natural resource management and get a consensus on the plan among the communities in Suco Hautoho.
- 2.6 **Tara Bandu** – refers to a traditional custom that prohibits/regulates activities or attitudes of local communities that would degrade natural resources existing in the village and adversely affect the relationship between and among the communities and livelihoods of the communities in the village.
- 2.7 **Village committee** - refers to an organization or body, which consists of the selected community members in Suco Hautoho, to implement these village regulations.
- 2.8 **Village Regulations** - refers to written rules or by-laws in Suco Hautoho that govern not only land and natural resource management but also social norms of the communities in the village.

#### CHAPTER 2: OBJECTIVES AND COVERAGE

##### Article 3: Objectives

The principle objective of these regulations is to protect, improve, and enhance welfare of the communities and natural resources in Suco Hautoho. To achieve the principle objective, these guidelines specifically aim to:

- a. Protect natural environment of Suco Hautoho through sustainable management of natural resources in the village;
- b. Enhance and maintain the solidarity of the communities and stability of society in Suco Hautoho;
- c. Improve and maintain the social order in Suco Hautoho;
- d. Maintain the traditional practices/cultures of Suco Hautoho as the identities of the village making a balance between traditional cultures and economic stability of the communities in the village;
- e. Encourage the communities in Suco Hautoho to give due respect to each other;
- f. Enable the communities in Suco Hautoho to enjoy the benefits of natural resources in a sustainable manner by protection and wise-use of natural resources in the village;
- g. Contribute to protection of the environment in the downstream basin by stabilization and enhancement of watershed functions in the village.

**Article 4: Coverage**

- 4.1 These regulations shall cover any cases and issues taking place and any persons in the territory of Suco Hautoho. Hence, anyone who lives and uses or accesses the natural resources including lands in the territory of Suco Hautoho must observe these regulations.
- 4.2 Communities who residing in the neighboring villages must obey these regulations. If any one from the neighboring villages violates these regulations, he or she may be fined or penalized in accordance with these regulations.

**CHAPTER 3: GENERAL RULES**

**Article 5: Basic Rules**

All the communities in Suco Hautoho must obey the laws and regulations of the Democratic Republic of Timor-Leste and these village regulations as citizens of the country as well as the village.

**Article 6: Rules to Protect Social Orders of the Village**

Anyone shall not disturb the social orders, unity or solidarity of the village for any reason by conducting illegal activities, such as:

- a. Any violent acts (fighting, assault, rampage, ravage/destruction of public and private properties, domestic violence, and sexual violence);
- b. Theft and robbery;
- c. Intimidation;
- d. Use of black magic;
- e. Calumny of anyone with a baseless rumor of using black magic; and
- f. Any other acts that violate the national laws and regulations.

Anyone who conducts such illegal activities shall be either turned over to the police or penalized in accordance with these regulations.

**Article 7: Social Norms**

All communities in the village, to maintain the unity and solidarity of the village, should conform to the social norms, such as:

- a. to respect each other;
- b. to take good care of child;
- c. to pay due respect to church;
- d. to fulfill the obligations for the family;
- e. to be responsible for any actions of children in the village;
- f. not to use curse and dirty words to others, especially children;
- g. not to have any affairs with someone else's husband and wife;
- h. not to tease or harass anyone, especially women;
- i. not to do any immorality with the young and children;
- j. not to make anyone feel unpleasant; and

**Article 8: Cultural Ceremonies**

A group of families or Lisan that intends to hold Kora Metan or any other cultural ceremonies in Suco Hautoho shall seek permission from suco leaders to organize a ceremony at the start of the New Year. Suco leaders shall check the necessity of the ceremony and the economic conditions of families belonging to such a group or lisan. Only if suco leaders judge that the group of families can afford to hold the ceremony, the group can get permission from the leaders to hold Kora Metan.

**Article 9: Disputes/Conflict in the Village**

Any disputes or conflicts taking place in Suco Hautoho must be dealt with in accordance with the procedures specified in Chapter 9 "Implementation System of the Village Regulations" of these regulations.

**CHAPTER 4: FUTURE LAND USE IN THE VILLAGE**

**Article 10: Basic Principle**

The area of Suco Hautoho shall be used and managed in a proper and sustainable manner. All communities in Suco Hautoho and/or anyone who uses the area in the territory of Suco Hautoho shall make effort to realize the proposed future land use map attached here to (See Attachment-1).

**Article 11: Future Land Use in the Village**

The present land use in Suco Hautoho shall be amended as specified in the following table to enable the communities to achieve the sustainable management of natural resources in the village while improving/maintaining their livelihoods.

**Appendix-4.5 Sample of Village Regulations (Suco Hautoho)**

<b>Present land use</b>	<b>Future land use</b>	<b>General guidelines on use</b>
Dense Ai Bubur Forest	- <u>Dense Protected Forest (Ai Bubur and other species)</u>	The area shall be: ➤ protected from illegal cutting (e.g., cutting for sale and cutting without permission), burning, conversion into farm, and any other destructive activities to protect the sources of water and prevent soil erosion; ➤ used for collection of firewood and materials for making houses/fences; ➤ used for rearing animals by putting them in a pen/fenced area or tying them to trees in the area; and ➤ improved by planting seedlings, especially after cutting.
Dense Ai Ru Forest	- <u>Dense Protected Forest (Ai Ru)</u>	The area shall be: ➤ protected from illegal cutting (e.g., cutting for sale and cutting without permission), burning, conversion into farm, and any other destructive activities to protect the sources of water and prevent soil erosion; ➤ used for collection of firewood and materials for making houses; ➤ used for rearing animals by putting them in a pen/fenced area or tying them to trees in the area; and ➤ improved by planting seedlings, especially after cutting.
Medium Ai Bubur Forest	- <u>Dense/Medium Protected Forest (Ai Bubur and other species)</u>	The area shall be: ➤ protected from illegal cutting (e.g., cutting for sale and cutting without permission), burning, conversion into farm, and any other destructive activities to protect the sources of water and prevent soil erosion; ➤ used for collection of firewood and materials for making houses/fences; ➤ used for rearing animals by putting them in a pen/fenced area or tying them to trees in the area; and ➤ rehabilitated by planting seedlings.
Sparse Ai Bubur Forest	- <u>Medium Rehabilitated Forest (Ai Bubur and other species)</u> - <u>Plantations (Coffee / Timber trees /Orchards)</u>	The area shall be: ➤ protected from cutting, burning, conversion into farm, and any other destructive activities to protect the sources of water and prevent soil erosion; ➤ used for collection of firewood; ➤ used for rearing animals being put in a pen/fenced area or tied to trees in the area; ➤ rehabilitated by planting seedlings; and ➤ used for production purposes by planting leguminous/fodder trees, timber trees, and fruit trees.
Coffee Plantation	- <u>Coffee Plantation</u>	The area shall be: ➤ protected from cutting, burning, conversion into farm, and any other destructive activities to protect the sources of water and prevent soil erosion; ➤ used to produce coffee; ➤ used for collection of firewood; and ➤ Used for production of fruits (e.g., jackfruit, mango and avocado) at the edge of the farm and/or shade tolerant crops (e.g., taro, ginger and chili).
Area for shifting cultivation	- <u>Permanent farm</u> - <u>Plantations (Coffee / Timber trees /Orchards)</u>	The area shall be: ➤ used for production of food crops in a permanent and sustainable manner; ➤ used as plantations (e.g., coffee, fruits and timber trees) by planting seedlings; ➤ used for rearing animals by tying them to trees/sticks; and ➤ used for collection of firewood.

Present land use	Future land use	General guidelines on use
Permanent farm	- <u>Permanent farm</u> - <u>Farm mixed with fruit trees / Agroforestry farm</u>	The area shall be: > used for production of food crops in a permanent and sustainable manner; > used for production of some fruits in the nearby area by planting fruit seedlings; and > used for collection of firewood.
Water sources	- <u>Protected Water Sources</u>	The water source shall be: > protected from any activities that would cause the destruction of the sources; > used for domestic purposes as well as production purposes; and > improved by planting seedlings in the nearby areas.

**Article 12: Recommended Land Management Practices**

All communities in Suco Hautoho shall use and manage the forests and lands in the village in a proper and sustainable manner in compliance with the recommended management practices in specified in Attachment-2.

**Article 13: Necessary Arrangements**

In order for the communities in Suco Hautoho to realize the future land use map shown in Attachment-1, the village leaders shall coordinate relevant organizations, such as NDF, MAF District Office in Aileu, and any other external organizations, to have necessary support and arrangements specified in Attachment-3.

**Article 14: Permission Process**

Anyone who intends to cut a tree for building a house in the forests where the cutting of trees is allowed shall obtain permission from the owner of the land first, and get the same from the village leaders in the order of the proximity to the area, namely Chef de Aldeia where the forest is located next and Chef de Suco at the last.

**CHAPTER 5: RULES ON USE AND MANAGEMENT OF NATURAL RESOURCES**

**Article 15: Prohibited Activities**

Any activities that would cause degradation and disordered exploitation of the natural resources within the territory of Suco Hautoho are prohibited and subject to penalty by the regulations. The activities categorized as illegal acts shall include, but are not limited to, the following:

- a. Cut naturally growing trees, such as Ai Ru and Ai Bubur, for sale;
- b. Cut naturally growing trees, such as Ai Ru and Ai Bubur, for domestic purposes (which must be less than 3 m<sup>3</sup><sup>1</sup>) without permission of an owner of the land or Suco leaders, namely, Chef de Aldeia and Chef de Suco;
- c. Cut planted trees, such as Ai Kakeu, without permission of an owner of the land or Suco leaders, namely, Chef de Aldeia and Chef de Suco;

---

<sup>1</sup> Anyone must obtain permission from NDF/MAF whenever cutting more than 3 m<sup>3</sup> trees.

- d. Cut any trees with a chain saw without a license issued by NDF/MAF;
- e. Burn any areas except those used as permanent farms;
- f. Burn any farms without firebreak lines or notice to owners of the neighboring farms
- g. Open any forests for farming;
- h. Enter somebody else's farm without the permission of an owner of the farm;
- i. Graze large animals or ruminant animals freely in the village except the areas assigned as grazing areas in the future land use map;
- j. Rear animals tied to trees/sticks in someone else's farm without permission of an owner of the farm;
- k. Hunt or kill a wild animal except when farm crops are damaged by such a wild animal;
- l. Conduct any activities that would adversely affect the sources of water, such as cutting trees, cultivate a farm, burn the area, graze animals, washing, and taking a bath around the sources;
- m. Catch and kill eels and snakes at the sources of water;
- n. Use chemical and electrical devices to catch fishes in the rivers/streams;
- o. Harvest fruits and any farm products in somebody else's land/farm without permission of an owner of the farm;
- p. Cut bamboo in somebody else's land/farm without permission of an owner of the farm/land;
- q. Collect tua in somebody else's land/farm without permission of an owner of the farm/land; and
- r. Kill animals owned by somebody except the case specified in Sub-Article 18.3.

## **CHAPTER 6: RULES ON MANAGEMENT OF LIVESTOCK ANIMALS**

### **Article 16: Basic Principle**

Anyone who own animals shall strictly control his/her animals and protect them from causing damage to farm products in someone else's farms. Large animals or ruminant animals shall be tied to trees or grazed in the assigned grazing areas, while small animals shall be put in a pen or tied to trees/sticks.

### **Article 17: Rules on Rearing/Raising Livestock Animals in the Village**

Anyone who rears/raises livestock animals shall be responsible for his/her animals and manage them in accordance with the following rules:

- a. Graze animals only in the grazing area designated in the future land use map in Attachment-1;
- b. Graze animals only in the daytime and put them into a/ cattle pen/s or fenced-in lot/s;
- c. Assign a/ cow keeper/s to control the movement of large animals when grazing animals in the designated areas in the daytime; and
- d. Tie animals to trees/sticks whenever rearing/raising animals in other areas than the designated areas.

### **Article 18: Settlement of Damage caused by Animal**



- 18.1 In case that any livestock animal enters somebody else’s farm and damages crops/coffee/any other agricultural and forestry products, an owner of such an animal shall be obligated to compensate an owner of the farm for the damage and be subject to penalty in accordance with these regulations.
- 18.2 When an owner of a farm finds a livestock animal, which is not owned by him/her, damaging crops/coffee /any other agricultural and forestry products in his/her farm, the owner of the farm shall catch and tie the animal to a tree and report the case to Chef de Aldeia and an owner of the animal. Chef de Aldeia shall handle the issue/case in accordance with Article 24 in these regulations.
- 18.3 Anyone whose animal/s causes damage to crops/coffee/any agricultural and forestry products in somebody’s else’s farms more than three times shall accept the consequence that his/her animal/s may not be captured but be killed by an owner of a farm after the third cases.
- 18.4 Any community who owns a/ livestock animal/s shall make a mark on its own animal/s.

**CHAPTER 7: INSTITUTIONAL FRAMEWORK FOR IMPLEMENTATION**

**Article 19: Village Committee for Implementation of the Village Regulations**

- 19.1 A village committee, which consists of the members of the village council, representatives of church, and elder of the village, shall be organized to implement the village regulations.
- 19.2 The organizational structure of the village committee is set as below.

Committee members	Person responsible
Leader of Committee	Chef de Suco
Co-leader of committee	Anciao (Elder)
Secretary/Treasurer	Secretary of Suco
Members	Chefs de Aldeia (3 persons)
	Lia Nain of Suco
	Representatives of Youth (Male and Female)
	Representatives of women’s group (2 persons)
	Lia Nain of Aldeia (3 persons)
	Representative of Church (2 persons)

- 19.3 The committee members shall be renewed when the council of suco is changed. If the communities judge that the composition of the committee needs to be reorganized under the consensus of all the communities, the committee members shall be selected in a democratic way and leaders of the committee, such as the leader of the committee and co-leader of the committee, shall also be selected among the committee members in a democratic way, such as voting.

**Article 20: Mandates of the Village Committee**

- 20.1: The mandates of the village committee for implementation of the village regulations in Suco Hautoho are to:

- a. be responsible for formulation, implementation, and enforcement of the village regulations and future land use plan of Suco Hautoho;
- b. encourage all the communities in Suco Hautoho to obey the village regulations and manage land and other natural resources in the village in a proper and sustainable manner;
- c. disseminate the village regulations and future land plan to the communities in the village;
- d. solve and settle any issues and problems in the village and give necessary guidance to the communities;
- e. monitor and evaluate the process, effectiveness, and impact of the implementation of the village regulations;
- f. coordinate the relevant government offices, namely, District Administrative Office in Aileu, Sub-district Administrative Office in Remexio, National Directorate for Forestry, National Police in Timor-Leste, and MAF District Office in Aileu;
- g. review, revise and update the village regulations and future land use plan when necessary; and
- h. use the fines collected through the implementation and enforcement of the village regulations for the achievement of the future land use plan and /or social welfare of the communities in the village in a proper and transparent manner.

20.2 In case any member of the committee can not assume his/her responsibility or lose villagers' confidence due to his/her behavior, the committee shall select a new representative to replace this person and gain approval for the replacement from the communities.

**Article 21: Roles and Responsibilities of the Committee Members**

21.1 The roles and responsibilities of the committee members are as follows:

Members	Roles and Responsibilities
Leader of Committee (Chef de Suco)	<ul style="list-style-type: none"> <li>• Lead the village committee and chair the discussions in the meeting;</li> <li>• Coordinate with Chef de Aldeia and Lia Nain of the village to solve any issues brought to suco;</li> <li>• Organize a committee meeting to discuss any issues/cases brought to suco;</li> <li>• Be responsible for implementation of the village regulations and future land use plan of the village;</li> <li>• Take overall responsibility for management and use of the cash/fund of the committee;</li> <li>• Coordinate the relevant government offices (e.g., District Administrative Office, Sub-district Administrative Office, and MAF) and other external organizations to implement the village regulations and future land use plans of the villages;</li> <li>• Lead the village committee to monitor and evaluate the implementation of the village regulations and future land use plan of the village in coordination with other members of the committee; and</li> <li>• Lead the village committee to review and revise the village regulations and future land use plan of the village in coordination with other members of the committee.</li> </ul>
Co-leader of committee (Anciao)	<ul style="list-style-type: none"> <li>• Help the leader of the committee fulfill his/her roles and responsibilities;</li> <li>• Act as the leader when the leader of the committee is absent;</li> <li>• Attend discussions and meetings at suco level and provide suggestions to the committee;</li> <li>• Solve any issues brought to suco in coordination with the leader of the committee and Lia Nain of Suco; and</li> <li>• Assist the leader in the implementation of the village regulations.</li> </ul>

**Appendix-4.5 Sample of Village Regulations (Suco Hautoho)**

Members	Roles and Responsibilities
Secretary and Treasurer (Secretary of Suco)	<ul style="list-style-type: none"> <li>• Perform as a moderator in the meeting;</li> <li>• Coordinate the leader and other members of the committee when any activities of the committee, such as meetings, are organized;</li> <li>• Manage and file any documents of the committee;</li> <li>• Keep books of account and manage the cash/fund of the committee;</li> <li>• Report the financial status to the leader as well as other members of the committee; and</li> <li>• Take note the discussions, especially judgment made by the committee, in the meeting to accumulate judicial precedents.</li> </ul>
Chef de Aldeia	<ul style="list-style-type: none"> <li>• Attend meetings and discussions at suco level on the behalf of the communities in aldeia;</li> <li>• Solve any issues taking place in his/her aldeia in coordination with Lia Nain of Aldeia;</li> <li>• Report the results of deliberation/mediation meetings organized at aldeia level in the monthly monitoring meeting;</li> <li>• Consult with the leader of the committee about any issues/cases which can not be solved/settled at aldeia level;</li> <li>• Attend the deliberation/mediation meetings organized by the leader of the committee at suco level to discuss the issues/cases which can not be solved at his/her aldeia;</li> <li>• Be responsible for implementation of the village regulations at aldeia level; and</li> <li>• Assist the leader in the implementation of the village regulations.</li> </ul>
Lia Nain of Suco	<ul style="list-style-type: none"> <li>• Attend discussions and meetings at suco level and provide necessary suggestions in the meeting;</li> <li>• Solve any issues brought to suco in coordination with the leader and co-leader of the committee and chef de aldeia as well as Lia Nain of the aldeia concerned with the issues;</li> <li>• Coordinate other traditional leaders of the neighboring villages; and</li> <li>• Assist the leader of the committee in the implementation of the village regulations.</li> </ul>
Representatives of Youth Group	<ul style="list-style-type: none"> <li>• Attend discussions and meetings at suco level and provide suggestions on behalf of the youth in the village;</li> <li>• Speak for the youth in the village;</li> <li>• Coordinate other youth groups of the neighboring villages; and</li> <li>• Assist the leader in the implementation of the village regulations.</li> </ul>
Representatives of Women's Group	<ul style="list-style-type: none"> <li>• Attend discussions and meetings and provide suggestions on behalf of women in the village;</li> <li>• Speak for women in the village;</li> <li>• Coordinate other women's groups of the neighboring villages;</li> <li>• Appoint women to prepare consumption for the meeting when required; and</li> <li>• Assist the leader in the implementation of the village regulations.</li> </ul>
Lia Nain of Aldeia	<ul style="list-style-type: none"> <li>• Attend discussions and meetings at suco level and provide suggestions to the committee;</li> <li>• Assist Chef de Aldeia in his aldeia in solving any issues taking place in his aldeia;</li> <li>• Coordinate Lia Nain of Suco when any case in his aldeia is brought to Suco; and</li> <li>• Assist the leader in the implementation of the village regulations.</li> </ul>
Representatives of Church	<ul style="list-style-type: none"> <li>• Attend discussions and meetings at suco level and provide suggestions related to the Christian faith;</li> <li>• Give opening/closing prayers before starting and closing discussions; and</li> <li>• Assist the leader in the implementation of the village regulations.</li> </ul>

21.2 In case the leader and co-leader of the committee are absent or can not assume their responsibilities by any reasons, other committee members can select a transient representative among the remaining committee members as a provisional means. The person in-charge shall take over the tasks and responsibilities associated with the leader.

**Article 22: Roles and Responsibilities of Other Communities**

The roles and responsibilities of other communities in Suco Hautoho are as follows:

- a. to obey the rules and follow the guidelines described in these regulations;

- b. to attend the plenary meeting organized by the committee at either suco or aldeia level;
- c. to participate in the village activities to support the implementation of the village regulations and future land use plan of the village;
- d. to have the right to file a complaint against any violator with the village committee or the local leaders (such as Chef de Suco); and
- e. to have the right to monitor the activities of the village committee whether the committee members perform their roles and responsibilities.

## **CHAPTER 8: IMPLEMENTATION SYSTEM OF THE REGULATIONS**

### **Article 23: Basic Principle**

- 23.1 These regulations shall be implemented as village by-laws/rules in Suco Hautoho. All communities of the village shall monitor and keep careful watch on any violations or illegal activities against these regulations.
- 23.2 Any criminal act taking place within the territory of Suco Hautoho shall be reported to the police. Hence, anyone who commits any crime or violate the law of the Government of Timor Leste may be turned over to the police.

### **Article 24: Procedures for Problem Solving and Mediation of Disputes/Conflicts**

- 24.1 Any complaint or violation must be first filed to Chef de Aldeia in the area where a person making a complaint (the complainant) resides. Chef de Aldeia shall hold a deliberation or mediating meeting with the litigants (i.e., the complainant/victim and the defendant/suspect) and Lia Nain of Aldeia.
- 24.2 In the deliberation/mediation meeting, Chef de Aldeia with other members of the committee verifies the fact through investigation and discussions with the litigants. A case shall be reported to Chef de Suco when the deliberation/mediation meeting reaches agreement.
- 24.3 If a case can not be settled at Aldeia level, it will be brought to suco level. Chef de Suco shall hold a deliberation/mediating meeting with the litigants, Chef de Aldeia and Lia Nain of the aldeia where the case takes place, Lia Nain of Suco, and any other person that the leader of the committee considers necessary.
- 24.4 In the deliberation/meeting at Suco level, Chef de Suco with the other participants specified in Sub-Article 24.3 investigates and examines the case calling for presentments by litigants in the deliberation/mediating meeting.
- 24.5 In case no settlement is made, a case will be brought to the Sub-district Administrative Office or reported to the police in Sub-district Remexio.

### **Article 25: Costs/Expenses for Deliberations/Mediating Meetings**

- 25.1 The litigants shall defray the expenses of deliberations/mediating meetings for settlement/mediation at both aldeia and suco levels. The expenses should be refunded to

the complaint by the defendant if the deliberation/mediation meeting judges that the defendant bears the responsibility of the case.

## **CHAPTER 9: MONITORING OF IMPLEMENTATION AND INFORMATION DISSEMINATION TO COMMUNITIES**

### **Article 26: Monitoring of Implementation of the Village Regulations by the Committee**

- 26.1 The village committee shall hold a monitoring meeting every month to monitor the implementation of the village regulations and help Chef de Aldeia settle any issues which can not be solved at the deliberation/mediating meeting at aldeia level.
- 26.2 In the monthly monitoring meeting, Chef de Aldeia will report all the issues taking place in his/her aldeia and the results of the deliberations/mediation meetings organized in a month. In case there are any pending issues, they shall bring up such issues for discussion. The committee members shall give advice to Chef de Aldeia on how to treat and solve the issues.
- 26.3 The village committee shall also have an ad hoc meeting whenever there is a need to discuss any urgent issues among the members.
- 26.4 All the discussions in the monthly monitoring meeting at suco level shall be recorded by the secretary of the committee or another member assigned by the leader in the beginning of the meeting. The records of the discussions, especially records of judicial precedents, shall be used for supplements of the regulations.

### **Article 27: Information Dissemination of the Village Regulations to Local Communities**

In order to familiarize the communities in the village with the village regulations, Chef de Aldeia shall hold a meeting with the communities at aldeia level on a bi-monthly basis to share the results of the discussions in the monthly monitoring meeting of the committee and to facilitate the communities' understanding of the village regulations.

### **Article 28: Annual Evaluation at Suco Level**

A plenary meeting with local communities of the village shall be held by the village committee every year to i) share the cases and issues that the committee has dealt with in a year; ii) evaluate the effectiveness of the village regulations as well as the performance of the committee, and iii) enhance the communities' awareness of the village regulations and future land use plan of the village.

## **CHAPTER 10: FINANCIAL MANAGEMENT (INCOME AND EXPENDITURE)**

### **Article 29: Income of the Committee**

The village committee may have the following income through the implementation of the village regulations:

- a. fines paid by violators; and
- b. contributions given by external organizations/sources for resource management.

**Article 30: Expenditure of the Committee**

The income/funds of the village committee shall be used only for implementation of the village regulations and future land use plan, such as i) reforestation in sparse forests, ii) rehabilitation of eroded gullies, iii) consumables used in the monthly monitoring meetings of the committee; iv) consumables used in the bi-monthly meetings at aldeia level; v) organization of a Tara Bandu ceremony; and vi) any other activities to contribute to the implementation of the village regulations and future land use plan.

**Article 31: Financial Management**

- 31.1 The village committee shall properly manage and keep the income/funds of the village committee. The leader of the committee shall take overall responsibility for management of the funds and the secretary/treasurer of the committee shall keep books of account in a proper and transparent manner.
- 31.2 Any use of the budget shall be discussed in the committee with the participation of two-third of the members and approved by more than half of the members who participate in the meeting/discussion.
- 31.3 The leader or co-leader of the committee with the assistance of the secretary/treasurer shall report the income and expenditure of the committee to the other members in the monitoring meeting every month.
- 31.4 The village committee shall also report the income and expenditure to other communities in the annual evaluation meeting specified in Article 28.

**CHAPTER 11: FINE AND PENALTY**

**Article 32: Penalties and Fines**

Any person who violates against the rules described in Chapters 3 and 6 of these regulations shall be penalized with fines. The extent of the penalty shall vary with the category and/or level of violation as shown below.

1) Violations categorized as Crimes

Level of Crime	Type of crime	Penalty imposed on the violator
1. Very Serious /Heavy Crime	<ul style="list-style-type: none"> <li>• Any sexual violence and assault</li> </ul>	<ul style="list-style-type: none"> <li>• Compensation to the victim/victim’s family                             <ul style="list-style-type: none"> <li>- US\$ 100</li> <li>- Two (2) heads of cow or buffalo</li> <li>- Two (2) heads of pig</li> <li>- Two (2) pcs of Tais</li> </ul> </li> <li>• Fine                             <ul style="list-style-type: none"> <li>US\$ 50 when the issue is solved in aldeia Level</li> <li>US\$ 100 when the issue is solve at Suco level</li> </ul> </li> <li>• Materials for a mediating ceremony (so-called “Nahe biti and lulun biti”).                             <ul style="list-style-type: none"> <li>- Meat, Rice, Cigarette, Tua, and Betal nut</li> </ul> </li> <li>• In case the violator or his family/relatives can not comply with the penalty described above, the violator shall be handed over to the police.</li> </ul>

**Appendix-4.5 Sample of Village Regulations (Suco Hautoho)**

Level of Crime	Type of crime	Penalty imposed on the violator
2. Serious (or Heavy) crime	<ul style="list-style-type: none"> <li>Any violent activities (e.g., fighting, rampage, ravage/destruction of public and private properties, and domestic violence)</li> <li>Robbery and thefts</li> <li>Intimidation</li> <li>Stealing of large animals (i.e., cow/cattle, buffalo, horse, goat, and pig) and/or large amount of farm products</li> <li>Arson and any activities that cause a wild fire</li> <li>Illegal cutting tree</li> <li>Use of chemical materials to catch fishes in the source of water</li> <li>Use of black magic</li> <li>Calumny of any person with a baseless rumor</li> <li>Any other crimes or illegal activities that are categorized as serious crime.</li> </ul>	<ul style="list-style-type: none"> <li>Compensation to the victim/s               <ul style="list-style-type: none"> <li>Payment equivalent to the damage in cash or in kind</li> </ul> </li> <li>Fine:               <ul style="list-style-type: none"> <li>US\$ 50 when the issue is solved at aldeia level</li> <li>US\$ 100 when the issue is solved at suco level</li> </ul> </li> <li>Materials for mediating ceremony (so-called “Nahe biti and lulun biti”).               <ul style="list-style-type: none"> <li>Meat, Rice, Cigarette, Tua, and Betal nut</li> </ul> </li> <li>In case the violator or his/her family/relatives can not comply with the penalty described above, he or she must be handed over to the police.</li> </ul>
3. Misdemeanor (or light crime)	<ul style="list-style-type: none"> <li>Stealing of small amount of farm products and small animals (e.g., chicken, cat and dog)</li> <li>Any activities that cause damage to crops and plantation (e.g., fruits, coffee, clove, pepper, etc.)</li> <li>Hunt wild animals in forests</li> <li>Any crimes or illegal activities that are not categorized as serious crime</li> </ul>	<ul style="list-style-type: none"> <li>Compensation to the victim/s               <ul style="list-style-type: none"> <li>Payment equivalent to the damage in cash or in kind</li> </ul> </li> <li>Fine:               <ul style="list-style-type: none"> <li>US\$ 25 when the issue is solved at aldeia level</li> <li>US\$ 50 when the issue is solved at suco level</li> </ul> </li> <li>Materials for mediating ceremony (so-called “Nahe biti and lulun biti”).               <ul style="list-style-type: none"> <li>Meat, Rice, Cigarette, Tua, and Betal nut</li> </ul> </li> <li>In case the violator can not comply with the fines described above, he or she shall be forced to engage in social works. If the same person commits any of misdemeanors more than three times, such a person (or the four-time violator) may be handed over to the police or given heavier infliction by the committee.</li> </ul>

**2) Violations categorized as Immorality/Unfaithfulness**

Level of Act	Type of crime	Penalty imposed on the violator
1. Serious /Heavy Act	<ul style="list-style-type: none"> <li>Extra-marital affairs and any immoral /unfaithful affairs</li> </ul>	<ul style="list-style-type: none"> <li>Compensations given by the female’s family to the male’s family.               <ul style="list-style-type: none"> <li>US\$ 100</li> <li>Two (2) heads of cow/buffalo</li> </ul> </li> <li>Compensations given by the male’s family to the female’s family.               <ul style="list-style-type: none"> <li>Two (2) heads of pigs</li> <li>Two (2) pieces of tais</li> </ul> </li> <li>Fine by both parties               <ul style="list-style-type: none"> <li>US\$ 50 when the issue is solved in aldeia Level</li> <li>US\$ 100 when the issue is solve at Suco level</li> </ul> </li> <li>Materials for a mediating ceremony (so-called “Nahe biti and lulun biti”).               <ul style="list-style-type: none"> <li>Meat, Rice, Cigarette, Tua, and Betal nut</li> </ul> </li> <li>Any cases shall be solved between the related families with the assistance from the committee members, especially Chef de Aldeia, Chef de Suco and Representatives of Church.</li> </ul>

## CHAPTER 12: FINAL PROVISION AND EFFECTIVENESS

### Article 33: Revision and Amendment

- 33.1 These village regulations can be revised and amended whenever the need arises in accordance with any changes of the circumstances around the village, socio-economic conditions of local communities, and relevant legislative systems in the government.
- 33.2 The village committee shall hold meetings among the members whenever revising and amending these regulations. The amendment and revision of these village regulations shall be approved by a majority of local communities who participate in a plenary meeting organized by the committee.

### Article 34: Effectiveness

- 34.1 These regulations are effective from the date signatures and announcement made by the leaders of Suco Hautoho.

Announced and disseminated at Suco Hautoho on 17 August, 2012 by

<hr/> <p>Joao da Silva Leader of the Committee Chef de Suco of Suco Hautoho</p>	<hr/> <p>Domingos Alves Co-Leader of the Committee Ancion of Suco Hautoho</p>	<hr/> <p>Jose de Jesus Secretary/Treasurer Secretary of Suco of Suco Hautoho</p>
<hr/> <p>Vasco Amaral Chef de Aldeia of Aldeia Aibutihun, Suco Hautoho</p>	<hr/> <p>Bonifasio do Carmo Chef de Aldeia of Aldeia Lebutu, Suco Hautoho</p>	<hr/> <p>Manuel dos Santos Chef de Aldeia of Aldeia Ramerhei, Suco Hautoho</p>

Approved and Endorsed on 17 August, 2012 by

<hr/> <p>Lourenco Borgas Fontes National Director of National Directorate of Forestry, MAF</p>	<hr/> <p>Martinho Matos Siquiera District Administrator of Aileu District</p>	<hr/> <p>Carlos Alberto de Araujo Sub-district Administrator of Remexio Sub-district, Aileu District</p>
--	---	--

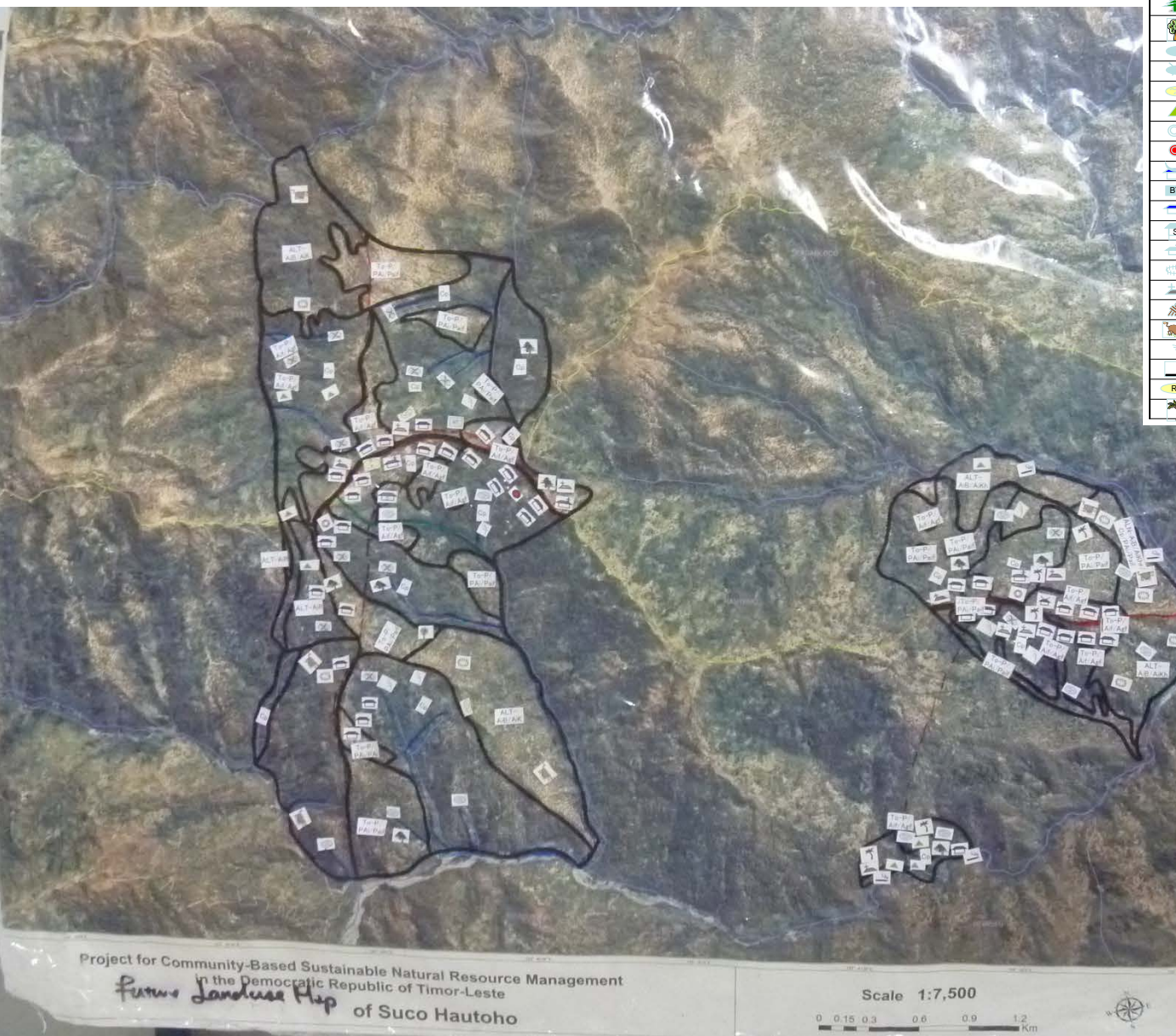


---

Joao Antalmo  
Director of Department of  
Protection and Forest  
Management, NDF,  
MAP

---

Fernando C. Araujo  
Project Manager of the  
Project for Community-  
Based Natural Resource  
Management, MAF



Landmark	Tetun	English
	Hali Iulic	Sacred Tree
	Ai Bubur Lulic	Sacred Eucalyptus Alba
	Be Matan	Water source
	Be Matan Lulic	Sacred (Lulic) water source
	Debu	Pond
	Foho Lulic	Sacred mountain
	Centro Aldeia	Aldeia center
	Centro Suco	Suco Center
	Uma Lulic	Sacred House
	Be Tanki	Water Tank
	Uma Komunitade	Community House
	Escola	School
	Capela	Church
	Karau Luhan	Animal fence
	Cemiterio/Rate	Cemetery
	Fatin Hili Ai Sunu	Firewood collection
	Fatin Fusik Animal	Grazing place
	Tua	Palm trees
	Area Sunu Rai	Area with frequent wild fires
	Rai komunal	Community area
	Nu	Coconuts

Landmark	Tetun	English
	Hali Iulic	Sacred Tree
	Ai Bubur Lulic	Sacred Eucalyptus Alba
	Be Matan	Water source
	Be Matan Lulic	Sacred (Lulic) water source
	Debu	Pond
	Foho Lulic	Sacred mountain

**Legend**

Usa-Rai ba Futuru/ Future Land Use	Descripisaun	Usa-Rai Agora/ Present Land Use	Descripisaun
ALT-AiB/AiKhr	Ai lalan Tuan-Ai bubur/Ai Kahur	ALT-AiB	Ai lalan Tuan-Ai bubur
		ALN-AiB	Ai lalan Naton-Ai bubur
ALN-AiB/AiKhr/ Cp/PAI/PAif	Ai lalan Naton-Ai bubur/Ai Kahur/Café/Plantasaun Ai fuan	ALI-AiB	Ai lalan Ituan-Ai bubur
ALT-AiR	Ai lalan Tuan-Ai Ru	ALT-AiR	Ai lalan Tuan-Ai Ru
Cp	Café	Cp	Café
To-P/ PAI/PAif	Toos Permanente/Plantasaun Ai/Plantasaun Ai fuan	To-Mb	Toos-Muda Ba Mai
To-P/ Ai/Agf	Toos Permanente/Plantasaun Ai/Agroforesta	Uc-Tp	Uma Komunitade ho Toos Permanente
		RM	Rai Monu

Appendix-4.5 Attachment 1 Future Land Use Map of Suco Hautoho

**Attachment-2: Recommended Land Management Practices of the Land Use Categories**

Future land use	Permitted Activities	Prohibited Activities
- Dense Protected Forest (Ai Bubur-based Forest )	<ul style="list-style-type: none"> <li>➤ Cut Ai Bubur for making a house with permission of suco leaders (Chef de Aldeia and Chef de Suco) and an owner of the land or a head of lisan that owns the land.</li> <li>➤ Cut a certain volume of Ai Bubur for making fences with ith permission of suco leaders (Chef de Aldeia and Chef de Suco) and an owner of the land or a head of lisan that owns the land.in the presence of NDF/MAF (There is a need to get permission from NDF/MAF when cutting trees more than 3 m3 or a large tree with a chain saw.)</li> <li>➤ Plant new seedlings after cutting.</li> <li>➤ Prune branches of trees.</li> <li>➤ Collect firewood.</li> <li>➤ Rear animals in a pen/fenced area or by tying them to trees/sticks.</li> </ul>	<ul style="list-style-type: none"> <li>➤ Don't burn the area.</li> <li>➤ Don't open the area for farming.</li> <li>➤ Don't cut trees for selling.</li> <li>➤ Don't cut trees without permission of suco leaders or an owner of the land.</li> <li>➤ Don't graze an/ animal/s freely.</li> <li>➤ Don't hunt wild animals.</li> </ul>
- Dense/Medium Protected Forest (Ai Bubur-based Forest )	<ul style="list-style-type: none"> <li>➤ Cut Ai Bubur for making a house with permission of suco leaders (Chef de Aldeia and Chef de Suco) and an owner of the land or a head of lisan that owns the land.</li> <li>➤ Cut a certain volume of Ai Bubur for making fences with ith permission of suco leaders(Chef de Aldeia and Chef de Suco) and an owner of the land or a head of lisan that owns the land.in the presence of NDF/MAF (There is a need to get permission from NDF/MAF when cutting trees more than 3 m3 or a large tree with a chain saw.)</li> <li>➤ Plant new seedlings after cutting.</li> <li>➤ Prune branches of trees.</li> <li>➤ Collect firewood.</li> <li>➤ Rear animals in a pen/fenced area or by tying them to trees/sticks.</li> </ul>	<ul style="list-style-type: none"> <li>➤ Don't burn the area.</li> <li>➤ Don't open the area for farming.</li> <li>➤ Don't cut trees for selling.</li> <li>➤ Don't cut trees without permission of suco leaders or an owner of the land.</li> <li>➤ Don't graze an/ animal/s freely.</li> <li>➤ Don't hunt wild animals.</li> </ul>
- Dense Protected Forest (Ai Ru-based Forest )	<ul style="list-style-type: none"> <li>➤ Cut Ai Bubur for making a house with permission of suco leaders (Chef de Aldeia and Chef de Suco) and an owner of the land or a head of lisan that owns the land.</li> <li>➤ Plant new seedlings (timber and leguminous species) after cutting.</li> <li>➤ Prune branches of trees.</li> <li>➤ Collect firewood.</li> <li>➤ Rear animals in a pen/fenced area or by tying them to trees/sticks.</li> </ul>	<ul style="list-style-type: none"> <li>➤ Don't burn the area.</li> <li>➤ Don't open the area for farming.</li> <li>➤ Don't cut trees for selling.</li> <li>➤ Don't cut trees without permission of suco leaders or an owner of the land.</li> <li>➤ Don't graze an/ animal/s freely.</li> <li>➤ Don't hunt wild animals.</li> </ul>
- Medium Rehabilitated/Protected Forest (Ai Bubur-based/Mix Forest )	<ul style="list-style-type: none"> <li>➤ Plant new seedlings that animals do not eat.</li> <li>➤ Plant fodder grasses and trees.</li> <li>➤ Rear animals in a pen/fenced area or by tying them to trees/sticks.</li> <li>➤ Collect firewood.</li> </ul>	<ul style="list-style-type: none"> <li>➤ Don't cut trees for any purposes.</li> <li>➤ Don't burn the area.</li> <li>➤ Don't open the area for farming.</li> <li>➤ Don't graze an/ animal/s freely.</li> </ul>
<u>- Coffee Plantation</u>	<ul style="list-style-type: none"> <li>➤ Plant seedlings of shade trees (Ai Kakeu, Ai Samutuku, etc.) and coffee trees.</li> <li>➤ Plant seedlings of mango, jackfruit, orange, and candlenut at the edge of the plantation.</li> <li>➤ Plant shade tolerant crops (e.g., taro and ginger).</li> <li>➤ Prune branches of coffee and shade trees.</li> <li>➤ Cut aged coffee trees for rejuvenation.</li> <li>➤ Collect firewood.</li> <li>➤ Harvest coffee, fruits, and crops planted.</li> <li>➤ Weed/Clear the area.</li> </ul>	<ul style="list-style-type: none"> <li>➤ Don't cut trees except aged coffee trees.</li> <li>➤ Don't burn the area.</li> <li>➤ Don't open the area for farming.</li> <li>➤ Don't rear an animal/s in the area.</li> </ul>

**Appenx-4.5 Sample of Village Regulations (Suco Hautoho)**

<b>Future land use</b>	<b>Permitted Activities</b>	<b>Prohibited Activities</b>
- <u>Plantations</u> ( <u>Timber / Fruit Plantations</u> )	<ul style="list-style-type: none"> <li>➤ Plant seedlings of timber/fruit/leguminous trees.</li> <li>➤ Cut planted trees for domestic purposes with permission of an owner of the land.</li> <li>➤ Collect firewood.</li> <li>➤ Plant annual crops until the canopy of planted trees develop until they cover the area.</li> <li>➤ Harvest planted fruits and crops.</li> </ul>	<ul style="list-style-type: none"> <li>➤ Don't cut naturally growing trees for any purposes.</li> <li>➤ Don't cut planted trees without permission from an owner of the land.</li> <li>➤ Don't burn the area.</li> <li>➤ Don't rear an animal/s in the area.</li> <li>➤ Don't plant seedlings/perennial crops without permission from an owner of the land.</li> </ul>
- <u>Permanent farm</u> ( <u>Conversion from the area for shifting cultivation</u> )	<ul style="list-style-type: none"> <li>➤ Plant annual and perennial crops.</li> <li>➤ Construct a small temporary house.</li> <li>➤ Burn the area with firebreak lines.</li> <li>➤ Burn a pile of grasses cut/mown in a part of the farm.</li> <li>➤ Rear animals in the area by tying them to trees/sticks.</li> <li>➤ Harvest annual and perennial crops.</li> <li>➤ Plant seedlings of timber, coffee, fruit, and fodder trees.</li> <li>➤ Cut planted trees for domestic purposes with permission of an owner of the land.</li> <li>➤ Collect firewood.</li> <li>➤ Use the area for production of annual crops with permission of an owner of the land.</li> </ul>	<ul style="list-style-type: none"> <li>➤ Don't cut naturally growing trees for any purposes.</li> <li>➤ Don't cut planted trees without permission from an owner of the land.</li> <li>➤ Don't graze animals in the area</li> <li>➤ Don't burn the area without firebreak lines</li> <li>➤ Don't plant seedlings/perennial crops without permission from an owner of the land.</li> </ul>
- <u>Permanent farm</u>	<ul style="list-style-type: none"> <li>➤ Plant annual and perennial crops.</li> <li>➤ Burn a pile of grasses cut/mown in a part of the farm.</li> <li>➤ Rear animals in the area by tying them to trees/sticks.</li> <li>➤ Harvest annual and perennial crops.</li> <li>➤ Plant seedlings of timber, coffee, fruit, and fodder trees.</li> <li>➤ Cut planted trees for domestic purposes with permission of an owner of the land.</li> <li>➤ Collect firewood.</li> </ul>	<ul style="list-style-type: none"> <li>➤ Don't cut naturally growing trees for any purposes.</li> <li>➤ Don't cut planted trees without permission from an owner of the land.</li> <li>➤ Don't rear animals in the area.</li> <li>➤ Don't burn the area.</li> <li>➤ Don't plant seedlings/perennial crops without permission from an owner of the land.</li> </ul>
- <u>Protected Water Sources</u>	<ul style="list-style-type: none"> <li>➤ Use the source for domestic purposes, nursery operations, watering animals, and vegetable productin.</li> <li>➤ Plant seedlings of trees that would not affect the volume of water in the source (e.g., Ai Hari, Ai Eda, etc.) .</li> <li>➤ Clean an weed the area near the source.</li> <li>➤ Protect snake and eel in the source</li> <li>➤ Make a nursery of vegetables 10 m downward from the source.</li> <li>➤ Collect firewood.</li> </ul>	<ul style="list-style-type: none"> <li>➤ Don't cut trees near the source (within 100 m upward from the source).</li> <li>➤ Don't burn the area near the source (within 100 m upward from the source).</li> <li>➤ Don't open a new farm near the source (within 100 m upward from the source).</li> <li>➤ Don't kill any fishes (e.g., eel and prawn) in the source.</li> <li>➤ Don't kill any animals near the source.</li> <li>➤ Don't dump garbage at and around the source of water</li> <li>➤ Don't wash clothes near the source.</li> <li>➤ Don't tie an animal near the source.</li> <li>➤ Don't disturb the source.</li> <li>➤ Don't plant seedlings within 10 m radius from the source.</li> </ul>

**Attachment-3: Necessary Arrangements to Realize the Future Land Use**

<b>Present land use</b>	<b>Future land use</b>	<b>Necessary Arrangements</b>
Dense Ai Bubur Forest	- <u>Dense Protected Forest (Ai Bubur and other species)</u>	<ul style="list-style-type: none"> <li>- Protect the existing forest/trees from illegal cutting and forest fire in cooperation with MAF (NDF/Forest Guard).</li> <li>- Plant new seedlings of timber or indigenous tree species when cutting trees in the area.</li> <li>- Coordinate NDF/MAF District Office to get new seedlings.</li> <li>- Develop and enforce the village regulations to protect the area.</li> </ul>
Dense Ai Ru Forest	- <u>Dense Protected Forest (Ai Ru)</u>	Same as above.
Medium Ai Bubur Forest	- <u>Dense/Medium Protected Forest (Ai Bubur and other species)</u>	<ul style="list-style-type: none"> <li>- Protect the existing forest/trees from illegal cutting and forest fire in cooperation with MAF (NDF/Forest Guard).</li> <li>- Plant new seedlings of timber or indigenous tree species in the area especially when cutting trees.</li> <li>- Coordinate NDF/MAF District Office to get new seedlings.</li> <li>- Develop and enforce the village regulations to protect the area.</li> </ul>
Sparse Ai Bubur Forest	- <u>Medium Rehabilitated Forest (Ai Bubur and other species)</u> - <u>Plantations (Coffee / Timber trees /Orchards)</u>	<ul style="list-style-type: none"> <li>- Protect the existing forest/trees from illegal cutting and forest fire in cooperation with MAF (NDF/Forest Guard).</li> <li>- Plant new seedlings of timber and leguminous tree species as well as other types of trees, such as fruits and coffee, in the area.</li> <li>- Coordinate NDF/MAF District Office to get new seedlings.</li> <li>- Maintain and protect seedlings planted from any damage.</li> <li>- Develop and enforce the village regulations to protect the area.</li> </ul>
Coffee Plantation	- <u>Coffee Plantation</u>	<ul style="list-style-type: none"> <li>- Protect the existing plantation/trees from illegal cutting and forest fire in cooperation with MAF (NDF/Forest Guard).</li> <li>- Maintain the plantation by applying proper practices including pruning and weeding.</li> <li>- Prune branches of coffee and shade trees when necessary.</li> <li>- Rejuvenate aged coffee trees when needed.</li> <li>- Plant new seedlings of shade and coffee trees in the area.</li> </ul>
Area for shifting cultivation	- <u>Permanent farm</u> - <u>Plantations (Coffee / Timber trees /Orchards)</u>	<ul style="list-style-type: none"> <li>- Introduce and employ sloping agricultural techniques, such as bench terracing and contour composting, to use the farm continuously.</li> <li>- Apply animal manure/compost to the farm to maintain the soil fertility.</li> <li>- Amend the animal raising practice and plant fodder crops.</li> <li>- Plant new seedlings of timber, fodder, shade, coffee, and fruit trees in the area.</li> </ul>
Permanent farm	- <u>Permanent farm</u> - <u>Farm mixed with fruit trees / Agroforestety farm</u>	<ul style="list-style-type: none"> <li>- Introduce and employ sloping agricultural techniques, such as bench terracing and contour composting, to use the farm continuously.</li> <li>- Apply animal manure/compost to the farm to maintain the soil fertility.</li> <li>- Amend the animal raising practice and plant fodder crops.</li> <li>- Plant new seedlings of fruit trees in the area.</li> <li>- Make a small pig pen.</li> </ul>
Water sources	- <u>Protected Water Sources</u>	<ul style="list-style-type: none"> <li>- Protect the source from any damage/destruction.</li> <li>- Protect the forests in a catchment of the source.</li> <li>- Plant seedlings near the source and in a catchment of the source.</li> </ul>



## ***Appendix-4.6***

### ***Outlines of the Micro Programs***





## Appendix-4.6 Outlines of the Micro Programs

Micro Program	Major Activities
Seedling Production and Tree Planting MP	<ul style="list-style-type: none"> <li>a. Organization of beneficiaries' groups</li> <li>b. Selection of sites for community nurseries as demonstration plots</li> <li>c. . Procurement of seeds and other materials for seedling production</li> <li>d. Hands-on training courses on seedling production at the nurseries, such as:               <ul style="list-style-type: none"> <li>- Development of community nursery (Site identification, measurement of the area, land preparation, fencing and roofing, development of watering system, preparation of seeding plots, etc.)</li> <li>- Sowing seeds</li> <li>- Collection of sands and other materials for amendment of soils</li> <li>- Filling of soils with sands and other stuff into plastic bags</li> <li>- Transplanting of seedlings</li> <li>- Watering and weeding</li> </ul> </li> <li>e. Assistance in daily maintenance of community nursery</li> <li>f. Hands-on training courses in tree planting               <ul style="list-style-type: none"> <li>- Making and use of A-frame (Delineation of contour lines)</li> <li>- Sticking (Determination of planting points)</li> <li>- Hole digging and refilling of soils</li> <li>- Planting</li> <li>- Tending (weeding, mulching, etc.)</li> </ul> </li> <li>g. Distribution of seedlings</li> <li>h. Technical assistance in planting and tending seedlings in individual plots</li> <li>i. Monitoring of survival rate</li> </ul>
Home Garden / Vegetable Production MP	<ul style="list-style-type: none"> <li>a. Organization of beneficiaries' groups</li> <li>b. Selection of vegetable farms as demonstration plots</li> <li>c. Hands-on training courses in vegetable production in the demonstration plots, such as:               <ul style="list-style-type: none"> <li>- Compost making</li> <li>- Land preparation with basal application</li> <li>- Development of nursery</li> <li>- Transplanting</li> <li>- Preparation and application of liquid fertilizer</li> <li>- Preparation and application of natural pesticide</li> <li>- Harvesting and seed collection</li> </ul> </li> <li>d. Distribution of seeds</li> <li>e. Technical assistance in vegetable production in individual plots</li> <li>f. Monitoring of vegetable production by communities</li> <li>g. Assistance in coordination with MAF to get support (vegetable seeds) from the government</li> </ul>
Community-based Seed Extension MP	<ul style="list-style-type: none"> <li>a. Organization of beneficiaries' groups</li> <li>b. Coordination with MAF to collect improved seeds</li> <li>c. Selection of existing upland farms as demonstration plots</li> <li>d. Hands-on training courses on productive upland farming techniques, such as:               <ul style="list-style-type: none"> <li>- Compost making</li> <li>- Making and use of A-frame (Delineation of contour lines)</li> <li>- Application of soil conservation measures, such as contour compost</li> <li>- Preparation and application of liquid fertilizer</li> <li>- Harvesting and seed collection</li> </ul> </li> <li>e. Distribution of improved seeds</li> <li>f. Technical assistance in production of upland crops using improved seeds</li> <li>g. Monitoring of use of the improved seeds distributed to the communities and production of upland crops in individual plots</li> </ul>

Micro Program	Major Activities
Grazing Control MP	<ul style="list-style-type: none"> <li>a. Organization of beneficiaries' groups</li> <li>b. Selection of areas that can be used for fodder crop/tree production as demonstration plots</li> <li>c. Determination of a free grazing area</li> <li>d. Hands-on training courses on fodder crop/tree production in the demonstration plots, such as:               <ul style="list-style-type: none"> <li>- Compost making</li> <li>- Making and use of A-frame (Delineation of contour lines) (if necessary)</li> <li>- Seeding or planting</li> <li>- Multiplication</li> </ul> </li> <li>e. Segregation (fencing) of the designated grazing area using local materials</li> <li>f. Monitoring of use of the designated free grazing area</li> </ul>
Sustainable Upland Farming Promotion MP	<ul style="list-style-type: none"> <li>a. Organization of beneficiaries' groups</li> <li>b. Selection of existing upland farms as demonstration plots</li> <li>c. Hands-on training courses on sloping agriculture techniques in the demonstration plots, such as:               <ul style="list-style-type: none"> <li>- Compost making</li> <li>- Making and use of A-frame (Delineation of contour lines)</li> <li>- Application of soil conservation measures, bench terrace and contour composting</li> <li>- Preparation and application of liquid fertilizer</li> <li>- Harvesting and seed collection</li> </ul> </li> <li>d. Distribution of seeds</li> <li>e. Technical assistance in application of soil conservation measures in individual plots</li> <li>f. Monitoring of application of the soil conservation measures introduced by the micro program</li> </ul>
Rehabilitation of Coffee Plantation MP	<ul style="list-style-type: none"> <li>a. Organization of beneficiaries' groups</li> <li>b. Selection of aged coffee plantations/unproductive coffee plantations</li> <li>c. Hands-on training courses in improvement of coffee production in the demonstration plots, such as:               <ul style="list-style-type: none"> <li>- Compost making</li> <li>- Rejuvenation</li> <li>- Training</li> <li>- Harvesting</li> </ul> </li> <li>d. Hands-on training courses in establishing a new plantation, such as:               <ul style="list-style-type: none"> <li>- Land preparation</li> <li>- Making and use of A-frame (Delineation of contour lines)</li> <li>- Sticking (Determination of planting points)</li> <li>- Hole digging and refilling of soils</li> <li>- Planting</li> </ul> </li> <li>e. Distribution of seedlings</li> <li>f. Technical assistance in improvement of coffee production and development of new plantations</li> <li>g. Monitoring of application of the techniques introduced by the micro program</li> <li>h. Monitoring of survival rate of seedlings planted in the plantations</li> </ul>
Sustainable Use of Backyard/Permanent Farms MP	<ul style="list-style-type: none"> <li>a. Organization of beneficiaries' groups</li> <li>b. Selection of backyard farms/permanent farms that can be used as demonstration plots</li> <li>c. Hands-on training courses for sustainable upland farming, such as:               <ul style="list-style-type: none"> <li>- Compost making</li> <li>- Making and use of A-frame (Delineation of contour lines)</li> <li>- Application of contour compost</li> </ul> </li> </ul>

Micro Program	Major Activities
	<ul style="list-style-type: none"> <li>- Designing of farms and planting of fruits trees</li> <li>- Preparation and application of liquid fertilizer</li> <li>d. Distribution of seeds and seedlings</li> <li>e. Technical assistance in improvement of coffee production and development of new plantations</li> <li>f. Monitoring of application of the techniques introduced by the micro program</li> <li>g. Monitoring of survival rate of seedlings planted in the plantations</li> </ul>
<p>Income Generating/Livelihood Development MP</p>	<ul style="list-style-type: none"> <li>a. Organization of beneficiaries' groups</li> <li>b. Identification of potential livelihood activities</li> <li>c. Hands-on training courses for livelihood development</li> <li>d. Distribution of materials necessary for the selected livelihood development activities</li> <li>e. Technical assistance in introduction of the livelihood development activities by individual members</li> <li>f. Monitoring of introduction of the livelihood development activities and their effects/impact on household income or livelihood.</li> </ul>
<p>Initial Gully Erosion Control MP</p>	<ul style="list-style-type: none"> <li>a. Identification of gullies and potential areas for gully erosion in the village</li> <li>b. Identification of affected and potential affected communities</li> <li>c. Organization of the affected and potential affected communities into working groups</li> <li>c. Selection of target sites for the micro program</li> <li>d. Joint site inspection by the working groups, JICA Project Team, MAF, and NGO</li> <li>e. Designing of erosion control measures for the target sites</li> <li>f. Collection of local materials used for erosion control measures</li> <li>g. Construction of wooden check dams using local materials</li> <li>h. Planting of cover crops or grasses in the target sites</li> <li>i. Monitoring of effectiveness of the erosion control measures introduced</li> </ul>



## ***Appendix-4.7***

### ***Sample of the Provisional Scope of the Micro Programs***



**Appendix-4.7 Sample of the Provisional Scope of Micro Programs**

No.	Micro Program	Activities	Target Beneficiaries	Responsible entities for implementation	Contributions from communities	Contributions from other stakeholders
1	Sustainable Upland Farming Promotion with Community-Based Seed Extension Micro Program	<ul style="list-style-type: none"> <li>• Select members including core members among local communities</li> <li>• Make rules and regulations of the beneficiaries' groups</li> <li>• Make an overall work plan as well as an annual work plan from April 2011 to March 2012</li> <li>• Arrange an exposure visit for the members to have a clear picture of the micro program</li> <li>• Hold a series of hands-on training courses (or field farmers' schools: FFSs) on techniques on sloping agriculture and upland farming</li> <li>• Establish a demonstration plots for techniques on sloping agriculture as a part of hands-on training courses</li> <li>• Provide materials (seeds and some tools) to the members who participate in the training courses</li> <li>• Monitor the application level of techniques introduced by the training courses</li> </ul>	<ul style="list-style-type: none"> <li>• In principle, a total of 160 members are the members of the beneficiaries' groups.</li> <li>• Among 160 members, those who participate in the training courses are eligible to receive materials.</li> <li>• However, the training courses are basically open to all everyone.</li> </ul>	<ul style="list-style-type: none"> <li>• Leaders of suco</li> <li>• Communities/ Members</li> <li>• JICA Project Team</li> <li>• MAF Project Team</li> <li>• NGO</li> </ul>	<ul style="list-style-type: none"> <li>• Labor</li> <li>• Land for demonstration plots</li> <li>• Meeting venues</li> <li>• Snacks (Local food)</li> <li>• Other local materials needed for the training courses</li> <li>• Farm tools when participating in the training courses</li> </ul>	<ul style="list-style-type: none"> <li>• Farm tools (external)</li> <li>• Seeds</li> <li>• Training</li> <li>• Technical assistance</li> <li>• Resource persons for the training courses</li> <li>• Food</li> </ul>

**Appendix-4.7 Sample of the Provisional Scope of Micro Projects**

No.	Micro Program	Activities	Target Beneficiaries	Responsible entities for implementation	Contributions from communities	Contributions from other stakeholders
2	Income Generating / Livelihood Development Micro Program	<ul style="list-style-type: none"> <li>• Select members among local communities</li> <li>• Make rules and regulations of the beneficiaries' groups</li> <li>• Make an overall work plan as well as an annual work plan from April 2011 to March 2012</li> <li>• Arrange an exposure visit for the members to have a clear picture of the micro program</li> <li>• Identify and determine the livelihood development options to be introduced by the program</li> <li>• Hold a series of hands-on training courses on techniques on the selected livelihood development options</li> <li>• Hold several training courses on financial management of the beneficiaries' groups</li> <li>• Provide tools and materials to the beneficiaries' groups to conduct the livelihood activities</li> <li>• Monitor the operations of the livelihood development activities and financial status of the beneficiaries' groups</li> </ul>	<ul style="list-style-type: none"> <li>• In principle, a total of 40 women are the members of the beneficiaries' groups.</li> <li>• However, the training courses are basically open to all everyone.</li> </ul>	<ul style="list-style-type: none"> <li>• Leaders of suco</li> <li>• Communities/ Members</li> <li>• JICA Project Team</li> <li>• MAF Project Team</li> <li>• NGO</li> </ul>	<ul style="list-style-type: none"> <li>• Labor</li> <li>• Venues for meeting / training</li> <li>• Snacks (Local food)</li> <li>• Other local materials needed for the training courses</li> <li>• Local tools when having the training courses</li> </ul>	<ul style="list-style-type: none"> <li>• External tools</li> <li>• External materials for livelihood development activities</li> <li>• Training</li> <li>• Technical assistance</li> <li>• Resource persons for the training courses</li> <li>• Food</li> </ul>

at Fadabloco, on November 24, 2011

---

Serafin dos Santos  
 Chef de Suco of  
 Fadabloco

---

Fernando C. Araujo  
 Project Manager of the  
 Project

---

Yoji Mizuguchi  
 Chief Advisor of the  
 JICA Project Team



## ***Appendix-5.1***

### ***Format of a Memo of Monthly Monitoring Meeting***



## Appendix-5.1 Format of a Memo of Monthly Monitoring Meeting

### 1. General Information of Meeting

Date of Meeting	
Village	
No of Participant	
Time Starting/closing	
Person responsible for entry	

### 2. Issue shared by aldeias

**Aldeia:**

Major issues in the month	Action taken/agreed upon by the committee

**Aldeia:**

Major issues in the month	Action taken/agreed upon by the committee

**Aldeia:**

Major issues in the month	Action taken/agreed upon by the committee

**Aldeia:**

Major issues in the month	Action taken/agreed upon by the committee

**3. Other Issues discussed**

Other topic

**4. Necessity of Revision of the Regulations**

Article	Clause	Points that considered

**5. Comments/Suggestion from the Undersigned**

--

## ***Appendix-5.2***

### ***Draft Guidelines on Selection of Members of Farmers'/Beneficiaries' Groups for the Micro Programs***



## **Appendix-5.2 Draft Guidelines on Selection of Members of Farmers'/ Beneficiaries' Groups for the Micro Programs**

<b>Micro Programs</b>	<b>Eligibility for Ordinary Members</b>	<b>Eligibility for Core Member</b>
Sustainable Upland Farming Promotion MP	Households who meet the following criteria can be the members of the beneficiaries' group for the micro program. <ul style="list-style-type: none"> <li>- HHs who are willing to convert the areas for shifting cultivation into permanent farms;</li> <li>- HHs who are willing to apply soil conservation measures in their own farms;</li> <li>- HHs who are willing to participate in a series of hands-on training courses and meetings voluntarily;</li> <li>- HHs who are willing to cooperate with NGO for monitoring the accomplishments of the micro program (e.g., the number of members who apply the techniques and the yields of upland crops produced by the members);</li> <li>- HHs who are willing to coordinate with NGO/MAF/JICA in the course of the micro program; and</li> <li>- HHs who are willing to share his experiences and knowledge with other households.</li> </ul>	The core member shall satisfy the following criteria in addition to those for the ordinary members. <ul style="list-style-type: none"> <li>- HHs who can allow the Program to use his/her area as an demonstration plot of the group;</li> <li>- HHs who are willing to share farm products produced in a demonstration plot among members of his/her beneficiaries' group;</li> <li>- HHs who are willing to lead other members of the group in hands-on training courses as well as other group activities; and</li> <li>- HHs who are willing to help other members learn and acquire the techniques/skills introduced in the demonstration plots.</li> </ul>
Seedling Production and Tree Planting Promotion MP	Households who meet the following criteria can be the members of the beneficiaries' group for the micro program. <ul style="list-style-type: none"> <li>- HHs who have areas that can be used for planting trees and converted into plantations;</li> <li>- HHs who are willing to learn the skills and techniques on seedling production and planting of trees</li> <li>- HHs who are willing to participate in a series of hands-on training courses and meetings without pay;</li> <li>- HHs who are willing to work in the community nursery and demonstration plots of the group voluntarily;</li> <li>- HHs who are willing to cooperate with NGO for monitoring the accomplishments of the micro program (e.g., the numbers of seedlings distributed to each member, the ratio of planted seedlings, and the survival rates of the planted seedlings);</li> <li>- HHs who are willing to coordinate with NGO/MAF/JICA in the course of the micro program</li> <li>- HHs who are willing to share his experiences and knowledge with other households</li> </ul>	The core member shall satisfy the following criteria in addition to those for the ordinary members. <ul style="list-style-type: none"> <li>- HHs who can allow the Program to use his/her areas for a community nursery and demonstration plots for plantation establishment;</li> <li>- HHs who can voluntarily work for maintenance and management of a community nursery and demonstration plots of the group;</li> <li>- HHs who are willing to lead other members of the group in hands-on training courses as well as other group activities; and</li> <li>- HHs who are willing to help other members learn and acquire the techniques/skills introduced in hands-on training courses.</li> </ul>
Sustainable Upland Farming Promotion with Community-Based Seed Extension	Households who meet the following criteria can be the members of the beneficiaries' group for the micro program. <ul style="list-style-type: none"> <li>- HHs who are willing to convert the areas for shifting cultivation into permanent</li> </ul>	The core member shall satisfy the following criteria in addition to those for the ordinary members. <ul style="list-style-type: none"> <li>- HHs who can allow the Program to use his/her area as an demonstration plot of</li> </ul>

**Appendix-5.2 Draft Guidelines on Selection of Members of Farmers'/ Beneficiaries' Groups for the Micro Programs**

MP	<p>farms;</p> <ul style="list-style-type: none"> <li>- HHs who are willing to apply soil conservation measures in their own farms;</li> <li>- HHs who are willing to participate in a series of hands-on training courses and meetings voluntarily;</li> <li>- HHs who are willing to work for seed multiplication for other communities in the village;</li> <li>- HHs who are willing to cooperate with NGO for monitoring the accomplishments of the micro program (e.g., the number of members who apply the techniques and the yields of upland crops produced by the members);</li> <li>- HHs who are willing to coordinate with NGO/MAF/JICA throughout the course of the micro program; and</li> <li>- HHs who are willing to share his experiences and knowledge with other households.</li> </ul>	<p>the group;</p> <ul style="list-style-type: none"> <li>- HHs who are willing to share farm products produced in a demonstration plot with members of the group as well as other communities in the village;</li> <li>- HHs who are willing to lead other members of the group in hands-on training courses as well as other group activities; and</li> <li>- HHs who are willing to help other members learn and acquire the techniques/skills introduced in the demonstration plots.</li> </ul>
Income Generating / Livelihood Development MP	<p>Women who meet the following criteria can be the members of the beneficiaries' group for the micro program.</p> <ul style="list-style-type: none"> <li>- Women who have strong interest in income generating activities;</li> <li>- Women who are willing to learn the skills and techniques on several income generating activities;</li> <li>- Women who are willing to participate in a series of hands-on training course and meeting voluntarily;</li> <li>- Women who are willing to engage in income generating activities without pay;</li> <li>- Women who are willing to work together with other members as a group;</li> <li>- Women who are willing to use and manage the profit from income generating activities for the sake of members of the group or group itself;</li> <li>- Women who are willing to cooperate with NGO for monitoring the accomplishments of the micro program (commodities produced, income generated from the activities, expenses used by the group, and share among the members);</li> <li>- Women who are willing to coordinate with NGO/MAF/JICA in the course of the micro program</li> <li>- Women who are willing to share her experiences and knowledge with other women</li> </ul>	<p>The core members shall satisfy the following criteria in addition to those for the ordinary members.</p> <ul style="list-style-type: none"> <li>- Women who can allow the Program to use her house or lot for the income generating activities;</li> <li>- Women who can voluntarily maintain and manage tools and materials for income generating activities;</li> <li>- Women who are willing to lead other members of the group in hands-on training courses, meetings, and other group activities; and</li> <li>- Women who are willing to help other members learn and acquire the techniques/skills introduced by the program; and</li> <li>- Women who can share the responsibility with the group leader for proper and transparent financial management of the group.</li> </ul>



***Appendix-5.3***  
***Standard Roles and Responsibilities of***  
***Members of Beneficiaries' Groups***



## Appendix- 5.3 Standard Roles and Responsibilities of Members of Beneficiaries Group

Type of Members	Roles and Responsibilities
Group leader	<ul style="list-style-type: none"> <li>- Be responsible for the overall activities of the group</li> <li>- Hold and chair the meetings of the group</li> <li>- Make a work plan together with other members</li> <li>- Solve any problems and issues of the group or among the members with the assistance from NGO, MAF and JICA Project Team</li> <li>- Facilitate the members' participation in training courses, meetings, and other group activities</li> <li>- Keep the list of members of the group updated</li> <li>- Keep the members informed of the project activities, especially the schedule of the project activities</li> <li>- Be responsible for proper and fair distribution of tools and materials, which will be provided by the micro program, to the members with registration of the tools and materials with members' names</li> <li>- Ensure that the tools and materials distributed to the members will be properly maintained and used by the members</li> <li>- Ensure that farm products produced in the demonstration plot will be shared among the member</li> <li>- Encourage the members to apply and replicate the techniques on sloping agriculture / soil conservation measures in their own farms</li> <li>- Periodically monitor the activities and progress of the micro program together with NGO, MAF/NDF and/or JICA Project Team</li> <li>- Coordinate with NGO, MAF/NDF and JICA Project Team in the course of the micro program</li> <li>- Coordinate with village leaders (e.g., Chef de Suco &amp; Chef de Aldeia)</li> </ul>
Core member	<ul style="list-style-type: none"> <li>- Attend training courses, meetings and other program activities</li> <li>- Offer a land for the demonstration plot of the group</li> <li>- Help the group leader facilitate the members' participation encouraging them to acquire the techniques and skills from the micro program</li> <li>- Develop and maintain the demonstration plot together with other members of the group</li> <li>- Share farm products produced in the demonstration plot with other members of the group</li> <li>- Help other members apply and replicate the techniques on sloping agriculture in their own farms</li> <li>- Help the group leader register the tools and materials distributed to the members</li> <li>- Help the group leader monitor the activities and progress of the micro program</li> <li>- Coordinate with NGO, MAF/NDF and JICA Project Team in the course of the micro program and allow them to enter the demonstration plot for monitoring</li> </ul>
Other participating members	<ul style="list-style-type: none"> <li>- Attend training courses, meetings, and other program activities</li> <li>- Work together with the core member as well as other members for development and management of the demonstration plot of the group</li> <li>- Help and encourage each other to attend the program activities (i.e., training courses, meetings, and others) and to apply/replicate the techniques on sloping agriculture / soil conservation measures in their own farms</li> <li>- Properly maintain and use the tools and materials provided by the micro program for application of the techniques</li> <li>- Provide information necessary for monitoring to group leader, NGO, MAF, and JICA Project Team</li> <li>- Manage their own farms with application of the techniques introduced in the demonstration plot</li> <li>- Coordinate with the group leader, core member, NGO, MAF/NDF and JICA Project Team in the course of the micro program and allow them to enter their own farms for monitoring</li> </ul>



## ***Appendix-5.4***

***Draft Visions and Missions of  
Farmers'/Beneficiaries' Groups for  
Micro Programs***



## Appendix-5.4 Draft Visions and Missions of Farmers'/Beneficiaries' Groups for Micro Programs

Micro Programs	Visions	Missions
Sustainable Upland Farming Promotion MP	<ul style="list-style-type: none"> <li>- The village can achieve the goals of the future land use plan through the implementation of this micro program.</li> <li>- All the members of the group will learn and acquire the techniques and skills on sloping agriculture/soil conservation measures;</li> <li>- All the members of the group will convert the areas for shifting cultivation to permanent farms applying the techniques;</li> <li>- All the members of the group can improve and maintain soil fertility of their permanent farms;</li> <li>- All the members of the group can be role models for other communities in the village to introduce the techniques on sloping agriculture / soil conservation measures; and</li> <li>- Other communities in the village will apply the techniques in their own farms/plots with the assistance of the beneficiaries' group.</li> </ul>	<p>The missions of the beneficiaries group of the micro program are:</p> <ul style="list-style-type: none"> <li>- to ensure the participation of the members of the beneficiaries' group in hands-on training courses, meetings and other group activities;</li> <li>- to ensure that the micro program can benefit as many members of the group as possible;</li> <li>- to ensure that the members of the beneficiaries group will help each other in the course of the micro program, especially in the application of the techniques on sloping agriculture in their own farms;</li> <li>- to enhance the awareness of the importance of the techniques on sloping agriculture among the members of the group as well as other communities in the village;</li> <li>- to disseminate the effectiveness of the micro program to village leaders as well as other members of the communities; and</li> <li>- to coordinate, collaborate, and cooperate with NGO, MAF and JICA Project Team in the course of the micro program.</li> </ul>
Community-Based Seed Extension MP	<ul style="list-style-type: none"> <li>- The village can achieve the goals of the future land use plan through the implementation of this micro program.</li> <li>- All the members of the group will learn and acquire the techniques and skills on upland farming and seed multiplication;</li> <li>- All the members of the group can increase the productivity of upland crops and secure sufficient volume of seeds for next cropping;</li> <li>- Other communities in the village can receive quality seeds produced in the demonstration plots; and</li> <li>- All the members of the group can be role models for other communities in the village to produce upland crops.</li> </ul>	<p>The missions of the beneficiaries group of the micro program are:</p> <ul style="list-style-type: none"> <li>- to ensure the participation of the members of the beneficiaries' group in hands-on training courses, meetings and other group activities;</li> <li>- to ensure that the micro program can benefit as many members of the group as possible;</li> <li>- to ensure that the members of the beneficiaries group will help each other in the course of the micro program;</li> <li>- to disseminate the effectiveness of the micro program to village leaders as well as other members of the communities; and</li> <li>- to coordinate, collaborate, and cooperate with NGO, MAF and JICA Project Team in the course of the micro program.</li> </ul>
Seedling Production and Tree Planting Promotion MP	<ul style="list-style-type: none"> <li>- The village can achieve the goals of the future land use plan through the implementation of this micro program.</li> <li>- All the members of the group will learn and acquire the techniques and skills on seedling production and tree planting/tending.</li> <li>- All the members of the group will plant seedlings in their own farms/plots.</li> <li>- All the members of the group will convert the areas for shifting</li> </ul>	<p>The missions of the beneficiaries group of the micro program are:</p> <ul style="list-style-type: none"> <li>- to ensure the participation of the members of the beneficiaries' group in hands-on training courses, meetings and other group activities;</li> <li>- to ensure that the micro program can benefit as many members of the group as possible;</li> <li>- to ensure that the members of the beneficiaries group will help each other in the course of the micro program, especially in nursery operations and planting seedlings in their own farms/plots;</li> </ul>

**Appendix-5.4 Draft Visions and Missions of Farmers'/Beneficiaries' Groups for Micro Programs**

<b>Micro Programs</b>	<b>Visions</b>	<b>Missions</b>
	<p>cultivation to timber plantation, coffee plantation, or agroforest farms using seedlings produced by the micro program.</p> <ul style="list-style-type: none"> <li>- All the members of the group will continue seedling production in coordination with MAF in the post-project period.</li> <li>- All the members of the group can be role models for other communities in the village to produce seedlings and establish a timber/coffee/agroforest plantation.</li> </ul>	<ul style="list-style-type: none"> <li>- to enhance the awareness of the importance of planting trees (fodder/timber/shade/fruit trees) in terms of the environmental protection as well as socio-economic development aspects;</li> <li>- to disseminate the effectiveness of the micro program to village leaders as well as other members of the communities; and</li> <li>- to coordinate, collaborate, and cooperate with NGO, MAF and JICA Project Team in the course of the micro program.</li> </ul>
<p>Income Generating / Livelihood Development MP</p>	<ul style="list-style-type: none"> <li>- The village can develop several income generating options that local households can follow to increase the household income.</li> <li>- All the members of the group as well as other communities in the village will recognize the values of natural resources available in the localities and improve their daily activities for sustainable management and use of the valuable resources.</li> <li>- All the members of the group will learn and acquire the techniques and skills on income generating activities.</li> <li>- The beneficiaries' group can earn cash income from income generating activities.</li> <li>- The beneficiaries' group can manage and use the earnings from income generating activities in a sustainable and proper manner.</li> <li>- All the members of the group can be role models for other communities in the village to introduce the same income generating activities.</li> </ul>	<p>The missions of the women's group of the micro program are:</p> <ul style="list-style-type: none"> <li>- to ensure the participation of the members of the women's group in hands-on training courses, meetings and other group activities;</li> <li>- to ensure that the earnings generated from income generating activities can be managed in a proper and transparent manner;</li> <li>- to ensure that the members of the women's group can benefit from income generating activities;</li> <li>- to ensure that the members of the beneficiaries group will help each other in the operations of income generating activities;</li> <li>- to enhance the awareness of the importance of sustainable management of natural resources valuable and useful for income generating activities;</li> <li>- to disseminate the effectiveness of the micro program to village leaders as well as other members of the communities; and</li> <li>- to coordinate, collaborate, and cooperate with NGO, MAF and JICA Project Team in the course of the micro program.</li> </ul>



## ***Appendix-5.5***

***Major Activities of Potential  
Agriculture and Forestry Extension  
Services/Micro Programs***



**Appendix-5.5 Major Activities of Potential Agriculture and Forestry Extension Services/Micro Programs**

Micro Program	Major Activities	Proposed timeline
Seedling Production and Tree Planting MP	a. Selection of sites for community nurseries as demonstration plots b. Procurement of seeds and other materials for seedling production c. Hands-on training courses on nursery operation techniques <ul style="list-style-type: none"> <li>- Establishment of a nursery (Land preparation, development of a watering system, fencing and thaching)</li> <li>- Preparation of a seedbed and seedling beds</li> <li>- Sowing seeds</li> <li>- Collection of sands, black soils, compost, and other soil amendments (e.g., saw dust or rice husk)</li> <li>- Mixing of sands, soils, and soil amendments</li> <li>- Filling of the mixtures into poly bags</li> <li>- Transplanting of sprouts into poly bags filled with the mixtures</li> <li>- Watering and weeding</li> </ul> d. Hands-on training courses in on tree planting techniques <ul style="list-style-type: none"> <li>- Compost making including maintenance of compost</li> <li>- Making and use of A-frame (Delineation of contour lines)</li> <li>- Sticking (Determination of planting points)</li> <li>- Hole digging and refilling of soils</li> <li>- Planting</li> <li>- Tending (weeding, mulching, etc.)</li> </ul> e. Distribution of seedlings f. Evaluation and planning workshop	March (1 <sup>st</sup> year) March ~ July (1 <sup>st</sup> year)  March (1 <sup>st</sup> year) March (1 <sup>st</sup> year) March ~ July (1 <sup>st</sup> year) April (1 <sup>st</sup> year) April (1 <sup>st</sup> year) April (1 <sup>st</sup> year) April ~ August (1 <sup>st</sup> year) May ~ November (1 <sup>st</sup> year)  June ~ September (1 <sup>st</sup> year) September (1 <sup>st</sup> year) September (1 <sup>st</sup> year) October (1 <sup>st</sup> year) November (1 <sup>st</sup> year) December (1 <sup>st</sup> year) ~ March (2 <sup>nd</sup> year) November (1 <sup>st</sup> year) February (2 <sup>nd</sup> year)
Home Garden / Vegetable Production MP	a. Identification and selection of a farm used for a demonstration plot b. Hands-on training courses on vegetable production techniques <ul style="list-style-type: none"> <li>- Compost making including maintenance of compost</li> <li>- Land preparation</li> <li>- Development of a nursery</li> <li>- Transplanting of sprouts into pots made of banana leaves</li> <li>- Making of ridges</li> <li>- Application of compost</li> <li>- Planting of seedlings</li> <li>- Preparation of liquid fertilizer and natural pesticide</li> <li>- Application of liquid fertilizer and natural pesticide</li> <li>- Harvesting and seed collection</li> </ul> d. Distribution of seeds e. Evaluation and planning workshop	March (1 <sup>st</sup> year)  March ~ June (1 <sup>st</sup> year) April (1 <sup>st</sup> year) April/May (1 <sup>st</sup> year) May (1 <sup>st</sup> year) May (1 <sup>st</sup> year) June (1 <sup>st</sup> year) May (1 <sup>st</sup> year) May (1 <sup>st</sup> year) June ~ September (1 <sup>st</sup> year) June ~ October (1 <sup>st</sup> year) May (1 <sup>st</sup> year) January (2 <sup>nd</sup> year)
Sustainable	a. Identification and selection of an existing farm which can be used as a demonstration plot	April (1 <sup>st</sup> year)

**Appendix-5.5 Major Activities of Potential Agriculture and Forestry Extension Services/Micro Programs**

<b>Micro Program</b>	<b>Major Activities</b>	<b>Proposed timeline</b>
Upland Farming Promotion with Community-based Seed Extension MP	b. Hands-on training courses on upland farming techniques <ul style="list-style-type: none"> <li>- Compost making including maintenance of compost</li> <li>- Making and use of A-frame (Delineation of contour lines)</li> <li>- Application of soil conservation measures, namely contour compost terracing /bench terracing technique</li> <li>- Cultivation and application of compost</li> <li>- Seed selection and sowing of seeds</li> <li>- Preparation and application of liquid fertilizer</li> <li>- Maintenance of a farm with application of liquid fertilizer</li> <li>- Planting of fodder crops as hedgerow</li> <li>- Application of green manure</li> <li>- Building of an animal pen (optional)</li> <li>- Post harvest (drying, seed collection, and storing)</li> <li>- Maintenance of terraces</li> </ul> c. Procurement of improved seeds/planting materials of key staple crops d. Distribution of improved seeds/planting materials of key staple crops e. Evaluation and planning workshop	May ~ August (1 <sup>st</sup> year) June/July (1 <sup>st</sup> year) August/September (1 <sup>st</sup> year) September/October (1 <sup>st</sup> year) October/November (1 <sup>st</sup> year) November (1 <sup>st</sup> year) December (1 <sup>st</sup> year) ~ February (2 <sup>nd</sup> year) January (2 <sup>nd</sup> year) February/March (2 <sup>nd</sup> year) February (2 <sup>nd</sup> year) April (2 <sup>nd</sup> year) May (2 <sup>nd</sup> year) October (1 <sup>st</sup> year) October/November (1 <sup>st</sup> year) May/June (2 <sup>nd</sup> year)
Grazing Control MP	a. Identification and selection of an area that can be used as a demonstration plot b. Hands-on training courses on fodder crop/tree production techniques <ul style="list-style-type: none"> <li>- Compost making including maintenance of compost</li> <li>- Making and use of A-frame (Delineation of contour lines)</li> <li>- Application of soil conservation measures, namely contour compost terracing /bench terracing technique</li> <li>- Land preparation and application of compost</li> <li>- Seeding or planting</li> <li>- Building of an animal pen</li> <li>- Multiplication of planting materials</li> </ul> c. Distribution of seeds/planting materials d. Evaluation and planning workshop	April (1 <sup>st</sup> year)  May ~ August (1 <sup>st</sup> year) August (1 <sup>st</sup> year) September (1 <sup>st</sup> year) October (1 <sup>st</sup> year) November (1 <sup>st</sup> year) February (2 <sup>nd</sup> year) March (2 <sup>nd</sup> year) October (1 <sup>st</sup> year) March (2 <sup>nd</sup> year)
Rehabilitation of Coffee Plantation MP	a. Identification and selection of an aged coffee plantation as a demonstration plot b. Hands-on training courses on coffee cultivation techniques including rejuvenation <ul style="list-style-type: none"> <li>- Compost making including maintenance of compost</li> <li>- Rejuvenation</li> <li>- Making and use of A-frame (Delineation of contour lines)</li> <li>- Sticking (Determination of planting points)</li> <li>- Hole digging and refilling of soils with compost</li> <li>- Planting</li> <li>- Harvesting</li> <li>- Training/Pruning (2<sup>nd</sup> year)</li> </ul>	April (1 <sup>st</sup> year)  May ~ August (1 <sup>st</sup> year) August (1 <sup>st</sup> year) August (1 <sup>st</sup> year) September (1 <sup>st</sup> year) October (1 <sup>st</sup> year) November/December (1 <sup>st</sup> year) June/July (1 <sup>st</sup> year) August (1 <sup>st</sup> year)

**Appendix-5.5 Major Activities of Potential Agriculture and Forestry Extension Services/Micro Programs**

<b>Micro Program</b>	<b>Major Activities</b>	<b>Proposed timeline</b>
	e. Distribution of seedlings f. Evaluation and planning workshop	November (1 <sup>st</sup> year) August (2 <sup>nd</sup> year)
Sustainable Use of Backyard/Permanent Farms MP	a. Identification and selection of an existing farm which can be used as a demonstration plot b. Hands-on training courses on upland farming techniques <ul style="list-style-type: none"> <li>- Compost making including maintenance of compost</li> <li>- Making and use of A-frame (Delineation of contour lines)</li> <li>- Designing of farms</li> <li>- Application of soil conservation measures, namely contour compost terracing /bench terracing technique</li> <li>- Cultivation and application of compost</li> <li>- Seed selection and sowing of seeds</li> <li>- Planting of fruits tree</li> <li>- Preparation and application of liquid fertilizer</li> <li>- Maintenance of a farm with application of liquid fertilizer</li> <li>- Planting of fodder crops as hedgerow</li> <li>- Application of green manure</li> <li>- Building of an animal pen (optional)</li> <li>- Post harvest (drying, seed collection, and storing)</li> <li>- Maintenance of terraces</li> </ul> c. Procurement of improved seeds of maize and fruit seedlings d. Distribution of improved seeds of maize and fruit seedlings e. Evaluation and planning workshop	April (1 <sup>st</sup> year)  May ~ August (1 <sup>st</sup> year) July (1 <sup>st</sup> year) July (1 <sup>st</sup> year) August (1 <sup>st</sup> year) September/October (1 <sup>st</sup> year) October/November (1 <sup>st</sup> year) November/December (1 <sup>st</sup> year) November (1 <sup>st</sup> year) December (1 <sup>st</sup> year) ~ February (2 <sup>nd</sup> year) January/February (2 <sup>nd</sup> year) February (2 <sup>nd</sup> year) February (2 <sup>nd</sup> year) April (2 <sup>nd</sup> year) May (2 <sup>nd</sup> year) October/November (1 <sup>st</sup> year) October/November (1 <sup>st</sup> year) June (2 <sup>nd</sup> year)
Income Generating/Livelihood Development MP	a. Resource inventory and selection of potential IG/LD activities b. Hands-on training courses on techniques related to selected potential IG/LD activities <ul style="list-style-type: none"> <li>- Herbal tea production</li> <li>- Chips production</li> <li>- Dried sweet potato</li> <li>- Salted vegetable production (Long period soaking)</li> <li>- Salted vegetable production (Short period soaking)</li> <li>- Sewing machine and clothes making</li> <li>- Promotion of product</li> <li>- Bookkeeping</li> <li>- Discussion on use of earnings/savings</li> </ul> c. OJTs on techniques related to selected potential IG/LD activities d. Evaluation and planning workshop	March (1 <sup>st</sup> year)  April ~ June (1 <sup>st</sup> year) May (1 <sup>st</sup> year) July (1 <sup>st</sup> year) June/July (1 <sup>st</sup> year) June/July (1 <sup>st</sup> year) December (1 <sup>st</sup> year) & February (2 <sup>nd</sup> year) October (1 <sup>st</sup> year) March (2 <sup>nd</sup> year) March (2 <sup>nd</sup> year) April ~ March (2 <sup>nd</sup> year) June (2 <sup>nd</sup> year)
Initial Gully Erosion Control MP	a. Identification and selection of an existing gully erosion area as a demonstration plot b. Site inspection c. Designing of a wooden check dam as an erosion control measure	May/June (1 <sup>st</sup> year) June (1 <sup>st</sup> year) June/July (1 <sup>st</sup> year)

**Appendix-5.5 Major Activities of Potential Agriculture and Forestry Extension Services/Micro Programs**

<b>Micro Program</b>	<b>Major Activities</b>	<b>Proposed timeline</b>
	d. Collection of local materials used for making wooden check dams in the demonstration plot e. Construction of wooden check dams using local materials f. Procurement of seeds/planting materials of cover crops/grasses/leguminous trees g. Planting of cover crops or grasses in the target sites h. Evaluation and planning workshop	July (1 <sup>st</sup> year) August (1 <sup>st</sup> year) December (1 <sup>st</sup> year) January (2 <sup>nd</sup> year) March (2 <sup>nd</sup> year)

***Appendix-5.6***  
***Training Modules of Key Agricultural***  
***and Forestry Extension***  
***Services/Micro Programs***





## Appendix-5.6 Training Modules of Key Agricultural and Forestry Extension Services/Micro Programs

### a. Seedling Production and Tree Planting Promotion

Training course	Items	Description
Nursery establishment	Objectives	To enable the members to build a small-scale community nursery by using local materials.
	Timeframe	6 days a. Installation of water system (2 days) b. Development of a nursery (4 days)
	Materials	Farm tools (machete, saw, shovel, hammer), materials for water system (water tank, pipes, hose), props (wood and bamboo poles), roof frames (wood and bamboo poles) and thatching roof (naro grasses, palm leaves), nail, wire.
	Expected Results	A small-scale nursery will be established.
Seed preparation and sowing seeds	Objectives	To enable the members to sow seeds properly in the seedbed and facilitate seed germination.
	Timeframe and process	4 days a. Collection of seeds (1 day) b. Pre-treatment of seeds (1 day) c. Making seedbed (1 day) d. Sowing and maintenance of seeds sown in the seedbed (1 day)
	Materials	Farm tools (machete, saw, shovel, scoop, hammer), materials for the frame of seedbed (wood or bamboo poles), nail, wire and medium for the seedbed (soil, sand and compost), water can, plastic sheet (optional)
	Expected Results	Seeds sown in the seedbed will germinate at a high rate.
Preparing seedling pots	Objectives	To enable the members to prepare seedling pots and transplant sprouts in a proper manner
	Timeframe and process	2~3 days a. Collection of materials for potting media (1 day) b. Mixing of potting media (0.5 day) c. Filling soil of the mixture into pots (0.5 day) d. Transplanting of sprouts into pots (0.5 day)
	Materials	Farm tools (iron stick, shovel, scoop), wheel barrow, stick, shallow bowl, sieve, poly bags, soil, sand, compost, rice husk (optional), wood plate (for label at the seedling block)
	Expected Results	Seedlings will be transplanted to seedling pots
Maintenance of seedlings	Objectives	To enable the members to properly maintain seedlings in the nursery
	Timeframe and process	2~3 days a. Watering and weeding (0.5 day) b. Spacing and root pruning (0.5 day) c. Preparation of liquid fertilizer (0.5 day) d. Application of liquid fertilizer (0.5 day) e. Pest control (0.5 day)
	Materials	Scissor, drum, materials for making liquid fertilizer (weed and water), materials for making pesticide (tobacco, water, etc) and hand spray
	Expected Results	Seedlings will grow in healthy condition in the nursery.
Hardening-off	Objectives	To enable the members to adapt seedlings to external environment similar to that of the of planting site
	Timeframe	1 day a. Reduction of watering, shading, root pruning and fertilizing (1 day)
	Materials	-
	Expected Results	Seedlings will be ready for planting.

**Appendix-5.6 Training Modules of Key Agricultural and Forestry Extension Services/Micro Programs**

<b>Training course</b>	<b>Items</b>	<b>Description</b>
Production of compost	Objectives	To enable the members to produce organic fertilizer (compost) using materials locally available.
	Timeframe	<u>1st training: 2 days</u> a. Collection and chopping of materials (0.5 day/1st day) b. Pitting (0.5 day/1st day) c. Piling of materials (1 day/2nd day) <u>2nd training: 1 day</u> a. Turning (1 day)
	Materials	Farm tools (Iron stick, machete, shovel), materials for compost (grasses, weeds, stalks, manures, soils/ashes), Banana leaves, Thatching materials (4 pcs of 1~2 m pole and coconut leaves)
	Expected Results	2~3 ton of compost will be produced.
Delineation of contour lines	Objectives	To enable the members to properly delineate contour lines using a tool made of materials locally available.
	Timeframe and process	2~3days a. Collection of materials (0.5 day/1st day) b. Framing of an A-frame (2 hours/1st day) c. Preparation of sticks (1 hours/1st day) d. Delineation of contour lines (1 day/2nd day)
	Materials (for 3 units of A-frame)	6 pcs of 2 m pole, 3 pcs of 1m pole, 3 pcs of 1.5 m string, 3 pcs of handful stones/blocks, wires or nails and machete
	Expected Results	Contour lines will be delineated in the plantation site.
Planting	Objectives	To enable the members to plant seedlings in a proper manner
	Timeframe and Process	2~3 days a. Digging of pits (1 day) b. Refilling of pits with soils and compost (1 day) c. Selection and transporting of seedlings (0.5 day) d. Planting of seedling (1 day)
	Materials	Scale, farm tools (shovel, pickax and iron stick), compost
	Expected Results	Seedlings will be planted in the plantation site according to the layout.
Tending	Objectives	To enable the members to properly maintain seedlings to ensure high survival and robust initial growth of seedlings.
	Timeframe and Process	1 day a. Weeding and mulching (0.5 day) b. Shading (0.5 day)
	Materials	Machete and materials for shading (coconuts leaves)
	Expected Results	Young stands will grow vigorously and healthy.

Source: JICA Project Team (2015)

**b. Sustainable Upland Farming Promotion with Community-Based Seed Extension**

Training course	Items	Descriptions
Compost Production	Objectives	To enable the members to produce organic fertilizer (compost) using materials locally available.
	Timeframe	<u>1st training in making compost (2 days)</u> a. Collection and chopping of materials (0.5 day/1st day) b. Pitting (0.5 day/1st day) c. Piling of materials (1 day/2nd day) <u>2nd training in maintenance of compost (1 day)</u> a. Turn-over of compost (1 day)
	Materials	Farm tools (Iron stick, machete, shovel), materials for compost (grasses, weeds, stalks, manures, soils/ashes), banana leaves, thatching materials (4 pcs of 1~2 m pole and coconut leaves)
	Expected results	2~3 ton of compost will be produced.
Delineation of contour lines	Objectives	To enable the members to properly delineate contour lines using materials locally available.
	Timeframe and process	<u>2 days training in delineation of contour lines</u> a. Collection of materials (0.5 day/1st day) b. Framing of an A-frame (2 hours/1st day) c. Preparation of sticks (1 hours/1st day) d. Delineation of contour lines (1 day/2nd day)
	Materials (for 3 units of A-frame)	6 pcs of 2 m pole, 3 pcs of 1m pole, 3 pcs of 1.5 m string, 3 pcs of handful stones/blocks, and wires or nails
	Expected results	Contour lines will be delineated in the demonstration plot.
Application of contour composting technique	Objectives	To enable the members to apply contour composting technique
	Timeframe	<u>2~3 days training in applying contour compost</u> a. Digging of contour canals (1 day) b. Making of contour bunds or stone bund(1 day) c. Making of wattles (optional) (1 day)
	Materials	Farm tools, bamboo poles for wattles
	Expected results	Contour composts will be developed in the demonstration plot.
Plowing with compost application	Objectives	To enable the members to cultivate a farm with application of compost in a proper manner
	Timeframe	<u>2 days training in plowing with compost application</u> a. Cultivation (1 day) b. Application of compost (1 day)
	Materials	Farm tools (machete, hoe, pickax) and compost
	Expected results	The demonstration plot is ready for planting.
Selection of seeds/ planting materials	Objectives	To enable the members to understand how to use improved seeds and select quality seeds before planting.
	Timeframe	<u>2 days training in selection of seeds &amp; plots for improved ones</u> a. Introduction of the use of improved seeds (0.5 day/1 <sup>st</sup> day) b. Selection of quality seeds of maize, beans and planting materials of cassava and other crops (0.5 day/1 <sup>st</sup> day) c. Selection of plots for improved maize (1 day/2 <sup>nd</sup> day)
	Materials	Seeds and planting materials of crops
	Expected results	Quality seeds and planting materials of major upland crops will be selected.
Sowing/Planting	Objectives	To enable the members to sow/plant crops in line at the recommendable spaces of the respective crops
	Timeframe	<u>1<sup>st</sup> training in planting maize and beans (1 day in Nov.)</u> a. Sowing of maize by measuring the distance (0.5 day) b. Sowing of beans by measuring the distance (0.5 day) <u>2<sup>nd</sup> training in planting cassava, pumpkin, beans (1 day in Dec.)</u> a. Planting of cassava /sweet potato / pumpkin by measuring the distance (0.5 day) b. Sowing of beans by measuring the distance (0.5 day) <u>3<sup>rd</sup> training in planting peanut (1 day in Dec.)</u> a. Sowing of peanut by measuring the distance

**Appendix-5.6 Training Modules of Key Agricultural and Forestry Extension Services/Micro Programs**

<b>Training course</b>	<b>Items</b>	<b>Descriptions</b>
	Materials	Seeds/planting materials 1~2 m of rope/stick with 10 cm scales
	Expected results	Upland crops will be planted in line in a systematic manner in the demonstration plot.
Preparation of liquid fertilizer	Objectives	To enable the members to prepare liquid fertilizer using materials locally available.
	Timeframe	<u>1 day training in preparing liquid fertilizer</u> a. Collection of local materials (0.5 day) b. Mixing of materials (0.5 day) <u>2~3 weeks OJT in stirring liquid fertilizer by core members</u> a. Stirring (10 min/day x 2 ~3 weeks)
	Materials	Animal dung (2 sacks), Grasses/weeds (2 sacks), Soils (2~3 shovels), Ashes (1 shovel), and water
	Expected results	A can of liquid fertilizer will be prepared and ready to use at the demonstration plot.
Weeding, mulching, and application of liquid fertilizer	Objectives	To enable the members to properly maintain farms to keep crops healthy and improve/stable crop productions in farms.
	Timeframe	<u>1<sup>st</sup> training in maintaining crops (1 day in Dec.)</u> a. Weeding/cultivation and mulching (0.5 day) b. Additional fertilization using liquid fertilizer (0.5 day) <u>2<sup>nd</sup> training in maintaining crops (1 day in Jan.)</u> a. Weeding/cultivation and mulching (0.5 day) b. Additional fertilization using liquid fertilizer (0.5 day) <u>3<sup>rd</sup> training in maintaining crops (1 day in Feb.)</u> a. Weeding/cultivation and mulching (0.5 day) b. Additional fertilization using liquid fertilizer (0.5 day)
	Materials	Farm tools (machete and hoe), a water can, and liquid fertilizer
	Expected Results	Crops planted in the demonstration plots will grow well and produce high yields.
Post-harvesting and storage of seeds of maize	Objectives	To enable the members to properly dry, select, and store corn grains for seeds of maize for next season's cropping.
	Timeframe	<u>1<sup>st</sup> training in drying maize (1 day in Mar./Apr.)</u> a. Spreading of maize cobs (0.5 day) b. Drying of maize (0.5 day) <u>2<sup>nd</sup> training in storing maize (1 day in Apr.)</u> a. Selection of cobs and collection of grains (0.5 day) b. Storage of grains in airtight containers (0.5 day)
	Materials	Plastic sheet, baskets, and airtight containers (drum can, jerry cans, and bottles of aqua)
	Expected results	Quality seeds of maize for next cropping season will be properly stored.

Source: JICA Project Team (2015)

**Appendix-5.6 Training Modules of Key Agricultural and Forestry Extension Services/Micro Programs**

**c. Income Generating/Livelihood Development**

<b>Training course</b>	<b>Items</b>	<b>Description</b>
Resource inventory	Objectives	To help trainees/women assess existing resources useful for IG/LD activities.
	Timeframe	<u>1<sup>st</sup> session: Resource mapping (1.5 days)</u> a. Introduction and resource mapping (0.5 day) b. Field observation (transect walking) (0.5 day) c. Finalization of a resource map (0.5 day) <u>2<sup>nd</sup> session: Seasonal calendar (1.0 day)</u> a. Identification of resources and farming activities (0.5 day) b. Discussion on the seasonality of resources and activities (0.5 day) <u>3<sup>rd</sup> session: Resource assessment (1.0 day)</u> a. Introduction and recapturing of the previous sessions (0.2 day) b. Listing of potential resources and discussion of possible uses of the resources (0.5 day) c. Identification of potential IG/LD activities (0.3 day)
	Materials	Flipcharts, Felt-type pens, Masking tapes, Notes, and Pens
	Expected results	List of potential IG/LD options
Selection of potential IG/LD activities	Objectives	To help trainees/women select and prioritize potential IG/LD activities in a participatory manner.
	Timeframe	a. Introduction and explanation of the process and method of evaluation (0.2 day) b. Evaluation of potential IG/LD activities (0.5 day) c. Selection of priority IG/LD activities (0.3 day)
	Materials	Flipcharts, Felt-type pens, Masking tapes, Notes, and Pens
	Expected results	List of priority IG/LD activities
Herbal tea production	Objectives	To enable trainees/women produce herbal tea made of plants and leaves available in the locality.
	Timeframe	<u>1<sup>st</sup> session: Collection, washing, and drying (1 day)</u> a. Collection and sorting (0.25 day) b. Washing (0.25 day) c. Drying (0.5 day) <u>2<sup>nd</sup> session: Sorting out and packing with labeling (1.0 day)</u> a. Quality check, packing, and labeling
	Materials	Raw materials: leaves of dareta, lime, avocado, etc. Instruments: washing bowl, drainer, drying tray, poly net, drying stand, black cloth, poly bags, and labels
	Expected results	Women can produce herbal tea made of plants/leaves naturally grown in the locality using a simple technique.
Dried sweet potato	Objectives	To help trainees/women produce dried sweet potato as a long-life food using sweet potato harvested in the locality.
	Timeframe	<u>1<sup>st</sup> session: Washing, steaming, and drying (1.0 days)</u> a. Washing and cleaning (0.25 day) b. Steaming (0.25 day) c. Drying (0.5 day) <u>2<sup>nd</sup> session: Packing and labeling (1.0 day)</u> a. Packing and labeling (1.0 day)
	Materials	Raw materials: sweet potatoes Instruments: steamer, slicer, drying stand with tray, insect net, poly bags, and labels
	Expected results	Women can produce dried sweet potatoes which can be stored for a long period of time.
Salted vegetables (long period)	Objectives	To help trainees/women preserve perishable vegetables for a long period in the form of salted vegetables.
	Timeframe	<u>1<sup>st</sup> session: Washing, drying, salting, and pickling (2.0 days)</u> a. Washing, drying, and salting (1.0 day) b. Re-salting and pickling (1.0 day) <u>2<sup>nd</sup> session: Quality checking, packing and labeling (1.0 day)</u> a. Packing and labeling (1.0 day)

**Appendix-5.6 Training Modules of Key Agricultural and Forestry Extension Services/Micro Programs**

<b>Training course</b>	<b>Items</b>	<b>Description</b>
	Materials	Raw materials: mustards (mode metan) Instruments: large-sized container, big poly bag, insect net, heavy stone, poly bags, and labels
	Expected results	Women can produce quality salted vegetables using the traditional techniques with some modifications.
Salted vegetables (short period)	Objectives	To help trainees/women produce pickled vegetables using a simple techniques for a short period of time.
	Timeframe	<u>1<sup>st</sup> session: Washing, slicing, salting, and pickling (1.0 days)</u> a. Washing, removing skin & seeds, and slicing (0.5 day) b. Salting and pickling (0.5 day) <u>2<sup>nd</sup> session: Packing and labeling (1.0 day)</u> a. Packing and labeling (1.0 day) (The 2 <sup>nd</sup> session should be held 1 week after the 1 <sup>st</sup> session.)
	Materials	Raw materials: chayote, garlic, fruits, chili, salt, sugar, and water Instruments: container, drainer, cutting board, knife, rubber band, poly bags, and labels
	Expected results	Women can produce quality pickled vegetables using a simple technique.
Chips making	Objectives	To enable trainees/women to produce long-life and value-added products (flavored chips) made of local products, such as cassava and kontas.
	Timeframe	<u>1<sup>st</sup> session: Washing, peeling, slicing, and frying (1.0 day)</u> a. Selection, washing, and peeling of cassava (0.2 day) b. Slicing, pre-treatment, and drying (0.3 day) c. Frying (0.5 day) <u>2<sup>nd</sup> session: Frying, seasoning, and packing (1.0 day)</u> a. Repeating of the activities of the 1 <sup>st</sup> session (0.5 day) b. Preparation of seasoning and topping (0.1 day) c. Seasoning and topping (0.2 day) d. Packing (0.2 day)
	Materials	Raw materials: tuber crops (e.g., cassava, kontas, and sweet potato) Instruments: slicer, big frying pan, oil strainer, spread tray, poly bags/aluminum bags, and labels
	Expected results	Women can produce quality chips made of local products, such as cassava and other tubers, which can be sold at major markets in Dili.
Sewing	Objectives	To enable trainees/women to make clothes and utensils using a sewing machine.
	Timeframe	<u>1<sup>st</sup> training course: Practice of sewing (5.0 days)</u> a. How to use a sewing machine (1.0 day) b. Practice of sewing (4.0 days) <u>2<sup>nd</sup> training course: Making of a clothes/dress (5.0 day)</u> a. How to make a dress pattern (1.0 day) b. Cutting (0.5 day) c. Sewing (3.5 days)
	Materials	Sewing machine, cloth, threads, sewing pattern, and ciseaux
	Expected results	Women can mend their clothes and/or make a dress/clothes with a sewing machine.
Promotion of products	Objectives	To enable trainees/women or a group of them to take promotion activities necessary to sell their products in Dili and other markets.
	Timeframe	<u>1<sup>st</sup> session: Development of product's information (1.0 day)</u> a. Discussion on sales points of the product (0.5 day) b. Making of an draft advertisement material (0.5 day) <u>2<sup>nd</sup> session: Participation in exhibition (2.0 day)</u> a. Discussion on the participation in an/ exhibition/s (scheduling, selection of members, and arrangements needed) (1.0 day) b. Participation in an exhibition held in Dili (1.0 day) <u>3<sup>rd</sup> session: Visit to buyers for direct promotion (2.0 day)</u> a. Preparation of advertisement materials and discussion on the visits

**Appendix-5.6 Training Modules of Key Agricultural and Forestry Extension Services/Micro Programs**

Training course	Items	Description
		<p>to buyers for promotion (scheduling, selection of members, and arrangements needed) (1.0 day)</p> <p>b. Visit to buyers for promotion (1.0 day)</p> <p><u>Negotiations with buyers (OJT)</u></p> <p>a. Discussion on the negotiation price</p> <p>b. Visit to a/ buyer/s for negotiations</p>
	Materials	Cardboards, papers, felt-type pens/markers, notes, and pens
	Expected results	Women are able to learn the needs/demands of major buyers so that they could identify the necessary improvements to be made in their product. At the same time, they are expected to learn the process and necessary actions to be taken for promotion of the product.
Bookkeeping	Objectives	To enable trainees/women or a group of them to keep books of account with records of costs, profits, account receivables, and stock of the product.
	Timeframe	<p><u>1<sup>st</sup> session: Basic knowledge of bookkeeping (2.0 days)</u></p> <p>a. Basic knowledge of bookkeeping (0.5 day)</p> <p>b. Exercise of bookkeeping (0.5~1.0 day)</p> <p>c. Exercise in calculation of a balance between costs and profits (0.5~1.0 day)</p> <p><u>2<sup>nd</sup> session: Cost and profit analysis (1.0 day)</u></p> <p>a. Explanation of costs and profits (0.5 day)</p> <p>b. Explanation of how to set up the selling price (0.5 day)</p> <p>c. Exercise in calculation of the production cost and the selling price (1.0 day)</p>
	Materials	Flipcharts, premade formats for exercises, hands-outs, felt-type pens, masking tapes, notes, and pens.
	Expected results	Women or a group of women can manage their earnings/savings as well as assets in a proper and transparent manner.
Micro credit using earnings from IG/LD activities	Objectives	To enable trainees/women or a group of them to decide how to use their earnings/savings gained from IG/LD activities to benefit trainees/women who engage in the activities.
	Timeframe	<p><u>1<sup>st</sup> session: Discussion on how to use the earnings (1.0 day)</u></p> <p>a. Discussion on status of savings and major sources of income (0.25 day)</p> <p>b. Assessment of earnings and expenditures over the course of IG/LD activities (0.25 day)</p> <p>c. Calculation of necessary amount for operations of IG/LD activities (0.25 day)</p> <p>d. Discussion on how to use earnings/savings (0.25 day)</p> <p><u>2<sup>nd</sup> session: Discussion on rules of micro credit scheme (1.0 day)</u></p> <p>a. Discussion on rules of a micro credit scheme and develop a draft rules of the scheme (0.5 day)</p> <p>b. Introduction and explanation of forms and systems of the scheme (0.2 day)</p> <p>c. Selection of members of a management committee and discussion on roles and responsibilities of the members (0.3 day)</p> <p><u>3<sup>rd</sup> session: Finalization of rules and by-laws of the scheme (1.0 day)</u></p> <p>a. Discussion on and finalization of roles and responsibilities of the members (0.3 day)</p> <p>b. Finalization of the rules and by-laws of the scheme (0.7 day)</p>
	Materials	Flipcharts, hands-outs, felt-type pens, masking tapes, notes, and pens.
	Expected results	Women or a group of them can decide how to utilize their earnings/savings in an effective and efficient manner and develop rules and by-laws of the micro credit scheme.

Source: JICA Project Team (2015)





## ***Appendix-6.1***

### ***Assessment of the Forest Sector in Timor-Leste***



## Appendix-6.1 Assessment of the Forest Sector in Timor-Leste

### 1. Assessment of the Forest Sector Policy

#### 1.1 Objectives of the Assessment

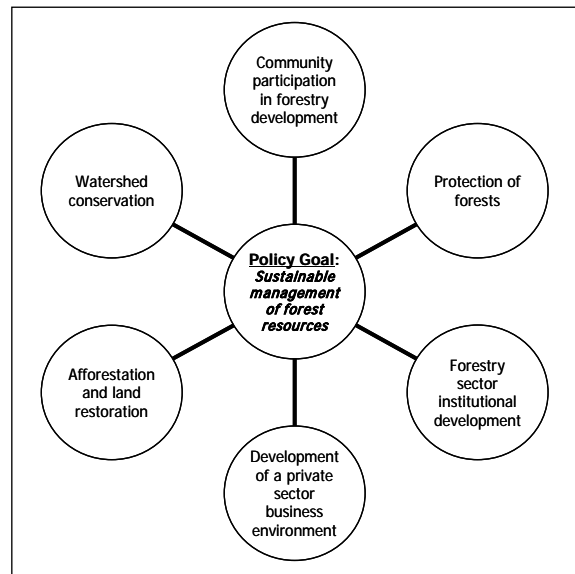
The main aim of the assessment is to analyze how CB-NRM would contribute to the achievement of the forest sector policy by checking the relevance of the activities of the JICA CB-NRM Project to the implementation of the strategies defined in the same policy.

#### 1.2 Outlines of the Forest Sector Policy

##### (1) Policy Goal and Objectives of the Policy

The goal of forestry sector development is the sustainable management of forest resources and watersheds to provide environmental, social and economic benefits to the people of Timor-Leste. The policy goal is supported by the following six (6) policy objectives.

- i) Protection of Forests
- ii) Community and Private Participation in Forestry Development
- iii) Watershed Conservation
- iv) Afforestation and Land Restrtaion
- v) Development of a Private Sector Business Environment
- vi) Forestry Sector Institutional Development



##### 1.3 Principal Goal and Strategies of the Policy Objectives

Each policy objective is further supported by a number of strategies for its achievement. The following sections introduce the principal goals and strategies of the respective policy objectives.

- a. Protection of forest:
  - i) Principal Goal of the Policy Objective

The policy objective is to effectively protect the ecological integrity and biological composition of not less than 70 % of the area of forests by 2020.

- ii) Strategies

No	Strategies for Protection of Forests
1	To protect all forests from damage or loss through programmes that will empower communities to manage forest lands.
2	To authorize and provide secure right to rural communities under new forest legislation to protect, afforest, restore, and utilize towards forest protection and sustainable forest management, etc.
3	To determine and legally recognize customary land and forest usage rights, customary land management approaches and customary village boundaries under Land Law 01-2003 and new forest legislation.
4	To determine priorities in the protection of forests in a participatory manner in terms of geographic locations and ecological classification.
5	To introduce specific forest protection and management initiatives with forest-dependant communities

**Appendix-6.1 Assessment of the Forest Sector in Timor-Leste**

No	Strategies for Protection of Forests
	based on the provisions of new forest legislation.
6	To create the legal category of protected natural areas under new forestry legislation.
7	To protect forests and protected natural areas from unlawful harvesting of wood and unauthorized grazing by livestock.
8	To provide chief de suco of villages with legal authority under new forest legislation for enforcing forest protection arrangements.
9	To establish a group of volunteer forest wardens in rural communities.
10	To raise awareness of the natural and regional importance of effective and sustainable protection of nation's forests, watersheds, and more generally of sustainable forest management and environmental conservation.
11	To strengthen the legal basis for environmental conservation through concluding multilateral environmental agreements.
12	To protect forests and other terrestrial ecosystems from damage or loss that may be caused by pests and weeds.

Source: Forest Sector Policy (2008)

**b. Community and Participation in Forestry Development**

**i) Principal Goal of the Policy Objective**

The policy objective is to achieve harmonious and effective participation of forest communities and other private sector groups in forestry development by the end of 2010. Specifically, the policy objective aims to award all forest-dependant communities the long-term land use rights by the end of 2010.

**ii) Strategies**

No	Strategies for Community Participation in Forestry Development
1	To award long-term land use rights (such as customary community land and forest usage rights (Tara Bandu) , customary village boundaries and land management practices) under the provisions of Land Law 01-2003 and the new forest legislation to local communities not later than the end of 2020.
2	To negotiate and conclude mutually agreeable arrangements of cooperation, participation and forest management between the government and rural communities by the end of 2020.
3	To involve communities in forestry development based on the strategy of empowering communities to undertake protection, management and other forestry responsibility rather than enforcing them to do so.
4	To recognize customary mechanisms for the resolution of land disputes between communities. (To provide legitimate and effective authority under land dispute resolution legislation and new forests legislation to enable customary land disputes to be resolved.
5	To retain the benefits of community forestry for communities who will be encouraged to invest their funds in new forest management activities and local community development.
6	To develop in consultation with the local communities, community forestry regulations under the authority of new forests legislation.
7	To ensure that community forests are not converted to other forms of land use that would be in conflict with the sustainable forest management.
8	To advise all villages not later than 2007 through notices and village meetings of the scope, provisions and implications of new forest policy as a part of an inclusive approach towards the participation of rural communities in the implementation of forest policy.
9	To demonstrate sustainable and ecological use of forest land using customary land management systems.
10	To discourage shifting cultivation of forest land by forest-dependent communities through the introduction of technically improved land and forest management practices that will lead to ecologically acceptable food production and forest conservation.
11	To develop community forestry guidelines by 2008 based on knowledge and experience gained on a pilot scale to support the wider use of this approach.
12	To document and publish customary knowledge about forest protection, dispute resolution, forest management and non-wood forest products by the end of 2008.

Source: Forest Sector Policy (2008)

**c. Watershed Conservation**

**i) Principal Goal of the Policy Objective**

The policy objective is to achieve the long-term sustainable conservation of watersheds not later than 2020 in order to maintain and enhance natural water

### **Appendix-6.1 Assessment of the Forest Sector in Timor-Leste**

flows, maintain high water quality, and minimize flooding and the erosion of rocks and soils. Specifically, the emphasis shall be placed on the restoration of 10 critically degraded watersheds.

#### ii) Strategies

No.	<b>Strategies for Watershed Conservation</b>
1	To achieve effective protection of all forests, savannah woodlands and grasslands not later than 2020 from damage or loss from wildfires, shifting cultivation, unlawful logging and unlawful settlement.
2	To put emphasis in forest protection on the restoration of 10 critically degraded watersheds.
3	To determine priorities for the protection of watersheds not later than 2008.
4	To treat the deliberate lighting of fires that enganger forests and grasslands in watersheds as an offence to be punished by law under new forest legislation
5	To promote and encourage cooperation between rural communities and the government through empowerment of rural communities under provisions of new forest legislation, technical extension services, agroforestry and forest management agreements.
6	To promote ecologically realistic forest restoration and mountain closure programmes in all classes of forestland using new planting, reforestation and natural regeneration methods and economically realistic incentives.
7	To cooperate through an inter-agency working group with the relevant ministries.
8	To plan, arrange, buget and undertake research programmes of high priority watershed conservation issues that will support sustainable forestry management and poverty alleviation.

Source: Forest Sector Policy (2008)

#### d. Watershed Conservation

##### i) Principal Goal

The policy objective is to afforest and restore degraded lands to improve watersheds and coastal lines, maintain/expand wood resources, and complement agricultural and horticultural land uses. Specifically, the policy objective aims to produce 50% of the nation's sawn timber supply from locally grown forest plantations by 2040 for building construction, furniture manufacture and other uses of timber.

##### ii) Strategies

No.	<b>Strategies for Afforestation and Land Restoration</b>
1	To promote ecologically realistic programmes of afforestation through new planting, reforestation, restoration and natural regeneration.
2	To produce 50 % of the nation's timber supply for building construction, furniture manufacture and for other uses from locally grown forest plantations by 2040.
3	To undertake inventories of specific wood and non-wood forest resources, not later than 2008, in order to provide a technically useful foundation of forest resources information for realiable and effective long-term planning.
4	To provide rural communities and other stakeholders with access to markets and advice about marketing of forest products.
5	To cooperate with rural communities the forest management planning, including zoning, to determine where afforestation and related silviculture is appropriate from ecological, physical, social and economic viewpoints.
6	To promote cooperation between rural communities and the government through allocation of long-term land use management agreements and utilization rights for afforestation, utilization and other aspects of forest protection and management.
7	To promote community participation in afforestation and forest management activities.
8	To plan, arrange and budget for aforestation on land.
9	To give specific attention towards the production of sustainable supplies of fuelwood through afforestation to satisfy the high demand in Dili and other cities for domestic energy needs. <ul style="list-style-type: none"> <li>- contract agreements on production of fuel wood</li> <li>- introduction of a system of licencing of firewood produces</li> <li>- introduction of energy saving woodfuel stoves</li> <li>- formulation of national policies for development of alternative energy sources</li> </ul>
10	To plan, arrange, budget and undertake research programmes of high priority forest establishment, management, and forest utilization issues.

Source: Forest Sector Policy (2008)

e. Development of Private Sector Business Environment

i) Principal Goal

The policy objective is to develop and maintain the private sector-based business environment for profitable forest management, production, utilization and marketing of forest products.

ii) Strategies

No.	Strategies for Development of Private Sector Business Environment
1	To encourage private sector investment in forestry development, forest utilization, and marketing of forest resources.
2	To ensure that policies concerning private sector investment and trade do not have perverse effects on forestry development that are inimical to the achievement of sustainable forest management, forest protection, conservation and profitable forest utilization programmes.
3	To promote the efficient harvesting and profitable utilization of all types of wood and non-wood forest products through technical extension and education, financial and economic incentives.
4	To encourage forest communities to acquire the knowledge, skills, experience and confidence to manage, utilize and market forest resources as private forest owners.
5	To consider new investments in private sector forestry development under the commercial, trade and other laws that determine and regulate investment and business management in Timor-Leste.
6	To promote domestic and international trade of added-value forest products and to encourage the profitable utilization of tree species that are presently under-utilized.
7	To promote, in cooperation with the Ministry of Development, the value-added processing of commercial species by the private sector for export markets by applying the strategies set out in section 1. Exports of unprocessed logs and woods will be prohibited.
8	To promote the efficient production of locally-grown sawn timber and the profitable processing and marketing of non-wood forest products.
9	To encourage rural communities in association with the government tourism authorities, and hotel/travel industry to plan, promote, arrange, and implement eco-tourism opportunities.

Source: Forest Sector Policy (2008)

f. Forestry Sector Institutional Development

i) Principal Goal

The policy objective is to develop managerial, technical and administrative capacities of forestry sector institutions to enable them to effectively design, implement, manage, monitor, and control all the forest policy objectives and their related programmes.

b. Strategies

No.	Strategies for Development of Private Sector Business Environment
1	To develop and maintain a national forest service that will be adequately staffed with suitably trained personnel to administer this forest policy and specific forestry development programmes.
2	To provide opportunities for long term tertiary education of selected personnel in forestry and related topics at overseas universities. Specifically, to double the number of staff in NDF holding tertiary qualification in forestry and natural resources management by 2010.
3	To maintain a level of funding and investment in the sector, which is adequate to implement all the forest-related sector policies.
4	To expand technical and managerial capacities through designing, budgeting, organizing and implementing training and education programmes of Government and non-government personnel in all aspects of sustainable forest management, protection, afforestation, extension, utilization and trade.
5	To progressively train NDF staff, particularly in districts, as professional extension advisers and management support personnel who can provide technical, utilization and marketing advice to forest dependant communities in a sympathetic manner, as opposed to having the primary regulatory role of policing and licensing.
6	To encourage and apply adaptive learning methods, including through monitoring of operation activities, to ensure continual institutional development at all levels of forest management and administration. To build capacity of all stakeholders, especially rural communities, through “action-learning” activities and extension programmes in environmental protection, watershed protection, afforestation, sustainable agriculture and agroforestry.

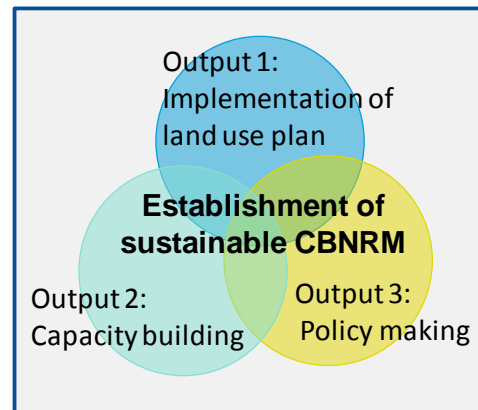
No.	Strategies for Development of Private Sector Business Environment
7	To build on and strengthen institutional arrangements associated with customary land management practices through adaptation into governmental administrative procedures and manuals.
8	To establish effective coordination and cooperation arrangements amongst related sectors of the economy that influence the forestry sector, including international institutions and companies concerned with forestry development.
9	To ensure that the basic goals of sustainable management of forests, protection of forests and watersheds are effectively reflected in the Government's development plans and institutional structures to achieve responsive implementation of forest policies.
10	To coordinate and harmonize forestry and other sectoral policies and activities in consultation with appropriate stakeholders.

Source: Forest Sector Policy (2008)

## 1.4 Designed Framework of JICA CB-NRM Project

### (1) Objectives and Components (Strategies)

The main objective of the JICA CB-NRM Project is that “an operational mechanism of CB-NRM at suco level is developed.” Such an objective is to be achieved through the implementation of the following components:



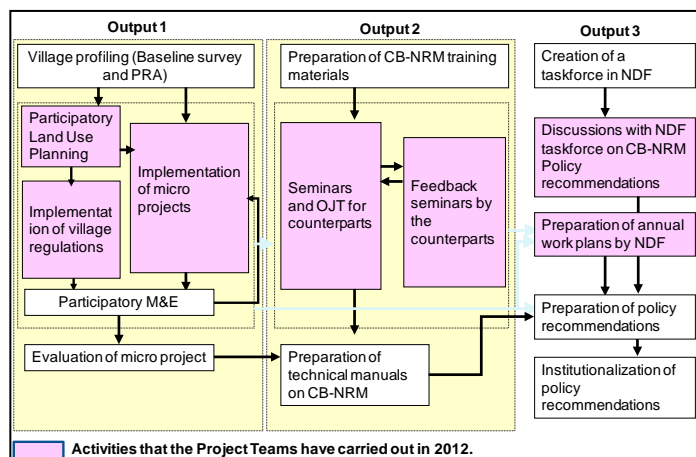
- Component 1: Implementation of future land use plans and village regulations along with micro projects, which would support the implementation of future land use plans, in the target villages
- Component 2: Development of capacities of the relevant stakeholders, such as the staff of NDF and the MAF District Office in Aileu, NGOs, and local communities, for promotion of CB-NRM
- Component 3: Development of procedures including a new policy document for introduction and promotion of CB-NRM in the Laclo and Comoro river basins

### (2) Target Areas

The Laclo and Comoro river basins are the principal target areas of the Project.

### (3) Major Project Activities

The major activities of the Project are outlined in the following drawing. In principle, the project aims to develop a proto-type/model of a community forest in Timor-Leste through implementation of its core activities. More details of the project activities are shown in the following table.



**Major Activities of the JICA Project**

Output	Major Activities
1	1-1 Assist local communities, especially village leaders, in developing future land use plans with village regulations through participatory land use planning in the villages; 1-2 Help village leaders announce, disseminate, enforce/implement, monitor and evaluate the village regulations in the village; 1-3 Introduce sustainable land management, livelihood development, and reforestation techniques to the villages; 1-4 Train local communities to enable them to apply the techniques necessary for sustainable natural resource management, such as seedling production, tree planting, sloping agriculture, agroforestry, and resource-based livelihood development; 1-5 Assist local communities, especially village leaders, in managing and protecting forests and natural resources in the villages in a sustainable manner.
2	2-1 Hold a number of training courses for the NDF and District MAF staff to enhance their capacities to apply the community-based forest and natural resource management concepts in other villages in Laclo and Comoro river basins; 2-2 Enhance the capacities of two (2) NGOs and local communities related to the target villages to develop a mechanism on sustainable community-based forest and natural resource management on a village level; 2-3 Develop manuals and procedures for the stakeholders relevant to forest and natural resource management in Timor-Leste to help them introduce the mechanism on sustainable community-based forest and natural resource management to other villages; and 2-4 Enhance the managerial capacity of the NDF staff to develop a work and budget plan with a rational explanation.
3	3-1 Hold a series of meetings with core members of NDF to discuss and analyze a new policy document necessary for introduction/promotion of community-based forest and natural resource management concepts in the target river basins; 3-2 Assist NDF in the preparation and finalization of a draft policy document on promotion of community-based forest and natural resource management; 3-3 Assist NDF in the planning, estimation, and preparation of an annual work and budget plan on promotion of community-based forest and natural resource management in the target river basin; and 3-4 Develop implementation procedures and guidelines for NDF to promote and apply community-based forest and natural resource management activities in the target river basins.

Source: JICA Project Team (2012)

### **1.5 Analysis of the Relationship between the Forestry Sector Policy and the JICA CBNRM Project**

The results of the 3rd meeting of the working team on August 7 and 10 suggested that the introduction / promotion of CB-NRM would be effective in the achievement of the goal and policy objectives of the forestry sector policy. Hence, this sub-section evaluates how the project activities could contribute to the implementation of the strategies of the policy objectives relevant to CBNRM. The strategies under “Development of Private Sector Business Environment” are not included in the assessment since it is less relevant to CB-NRM as identified by the working team in the 3rd meeting.

The following tables show the relationship between the strategies of the policy objectives except “Development of Private Sector Business Environment” and the activities of the JICA CB-NRM Project.

**Relationship between the JICA Project and the Forest Sector Policy**

**(1) Protection of Forest**

No	Strategies	Effectiveness of CBNRM	Related activities
1	To protect all forests from damage or loss through programmes that will empower communities to manage forest lands.	Relevant/Effective	1-1, 1-2, and 1-5
2	To authorize and provide secure right to rural communities under new forest legislation to protect, afforest, restore, and utilize towards forest protection and sustainable forest management, etc.	Relevant/Effective, though there is no legal basis.	1-1, 1-2, 1-5, 2-2
3	To determine and legally recognize customary land and forest usage rights, customary land management approaches and customary village boundaries under Land Law 01-2003 and new forest legislation.	Relevant/Effective, though there is no legal basis.	1-1, 1-2, and 1-5
4	To determine priorities in the protection of forests in a	Relevant/Effective	1-1 and 1-2



**Appendix-6.1 Assessment of the Forest Sector in Timor-Leste**

No	Strategies	Effectiveness of CBNRM	Related activities
	participatory manner in terms of geographic locations and ecological classification.		
5	To introduce specific forest protection and management initiatives with forest-dependant communities based on the provisions of new forest legislation.	Relevant/Effective	1-1, 1-2, and 1-3
6	To create the legal category of protected natural areas under new forestry legislation.	Not relevant/effective	-
7	To protect forests and protected natural areas from unlawful harvesting of wood and unauthorized grazing by livestock.	Relevant/Effective	1-1, 1-2, 1-5, and 2-2
8	To provide chief de suco of villages with legal authority under new forest legislation for enforcing forest protection arrangements.	Relevant/Effective, though there is no legal basis.	1-1, 1-2, 1-5, and 2-2
9	To establish a group of volunteer forest wardens in rural communities.	Slightly relevant/effective, but legal support from new forest legislation is needed.	1-1, 1-2, and 1-5
10	To raise awareness of the natural and regional importance of effective and sustainable protection of nation's forests, watersheds, and more generally of sustainable forest management and environmental conservation.	Fairly relevant/effectives	1-1 and 1-2
11	To strengthen the legal basis for environmental conservation through concluding multilateral environmental agreements.	Not relevant/effective	-
12	To protect forests and other terrestrial ecosystems from damage or loss that may be caused by pests and weeds.	Not relevant/effective	-

Source: JICA Project Team (2012)

**(2) Community and Private Participation in Forestry Development**

No	Strategies	Effectiveness of CBNRM	Related activities
1	To award long-term land use rights (e.g., customary community land and forest usage rights, customary village boundaries and land management practices) under the provisions of Land Law 01-2003 and the new forest legislation to local communities not later than the end of 2020.	Relevant/Effective, though there is no legal basis.	1-1, 1-2, and 1-5
2	To negotiate and conclude mutually agreeable arrangements of cooperation, participation and forest management between the government and rural communities by the end of 2020.	Relevant/Effective, though there is no legal basis.	1-1, 1-2, and 1-5
3	To involve communities in forestry development based on the strategy of empowering communities to undertake protection, management and other forestry responsibility rather than enforcing them to do so.	Relevant/Effective	1-1, 1-2, 1-3, 1-5, and 2-2
4	To recognize customary mechanisms for the resolution of land disputes between communities. (To provide legitimate and effective authority under land dispute resolution legislation and new forests legislation to enable customary land disputes to be resolved.	Relevant/Effective	1-1, 1-2, and 1-5
5	To retain the benefits of community forestry for communities who will be encouraged to invest their funds in new forest management activities and local community development.	Slightly relevant/effective	1-1, 1-3, and 2-2
6	To develop in consultation with the local communities, community forestry regulations under the authority of new forests legislation.	Relevant/Effective	1-1, 1-2, and 1-5
7	To ensure that community forests are not converted to other forms of land use that would be in conflict with the sustainable forest management.	Relevant/Effective	1-1, 1-2, and 1-5
8	To advise all villages not later than 2007 through notices and village meetings of the scope, provisions and implications of new forest policy as a part of an inclusive approach towards the participation of rural communities in the implementation of forest policy.	Not relevant/effective	-
9	To demonstrate sustainable and ecological use of forest land using customary land management systems.	Relevant/Effective	1-1, 1-2, 1-5, and 2-2
10	To discourage shifting cultivation of forest land by forest-dependent communities through the introduction of technically improved land and forest management practices that will lead to ecologically acceptable food production and forest	Relevant/Effective	1-1, 1-2, 1-3, 1-5, and 2-2

**Appendix-6.1 Assessment of the Forest Sector in Timor-Leste**

No	Strategies	Effectiveness of CBNRM	Related activities
	conservation.		
11	To develop community forestry guidelines by 2008 based on knowledge and experience gained on a pilot scale to support the wider use of this approach.	Slightly relevant/effective	3-1, 3-2, and 3-4
12	To document and publish customary knowledge about forest protection, dispute resolution, forest management and non-wood forest products by the end of 2008.	Effective	1-1, 1-2, and 1-5

Source: JICA Project Team (2012)

**(3) Watershed Conservation**

No	Strategies	Effectiveness of CBNRM	Related activities
1	To achieve effective protection of all forests, savannah woodlands and grasslands not later than 2020 from damage or loss from wildfires, shifting cultivation, unlawful logging and unlawful settlement.	Fairly relevant/effective, as the scale of the project is limited.	1-1, 1-2, 1-5, and 2-2
2	To put emphasis in forest protection on the restoration of 10 critically degraded watersheds.	Slightly relevant/effective, as the scale of the project is limited.	1-1, 1-2, and 1-3
3	To determine priorities for the protection of watersheds not later than 2008.	Slightly relevant/effective, as the project already focuses on two critical watersheds.	1-1, 1-2, and 1-5
4	To treat the deliberate lighting of fires that enganger forests and grasslands in watersheds as an offence to be punished by law under new forest legislation	Relevant/Effective	1-1, 1-2, 1-5, and 2-2
5	To promote and encourage cooperation between rural communities and the government through empowerment of rural communities under provisions of new forest legislation, technical extension services, agroforestry and forest management agreements.	Relevant/Effective, though there is no legal basis.	1-1, 1-2, 1-5, and 2-2
6	To promote ecologically realistic forest restoration and mountain closure programmes in all classes of forestland using new planting, reforestation and natural regeneration methods and economically realistic incentives.	Fairly relevant/effective, as the scale of the project is limited.	1-3
7	To cooperate through an inter-agency working group with the relevant ministries.	Not relevant/effective	-
8	To plan, arrange, budget and undertake research programmes of high priority watershed conservation issues that will support sustainable forestry management and poverty alleviation.	Not relevant/effective	-

Source: JICA Project Team (2012)

**(4) Afforestation and Land Restoration**

No	Strategies	Effectiveness of CBNRM	Related activities
1	To promote ecologically realistic programmes of afforestation through new planting, reforestation, restoration and natural regeneration.	Fairly relevant/effective, as the scale of the project is limited.	1-3
2	To produce 50 % of the nation's timber supply for building construction, furniture manufacture and for other uses from locally grown forest plantations by 2040.	Slightly relevant/effective, as the scale of the project is limited.	1-3
3	To undertake inventories of specific wood and non-wood forest resources, not later than 2008, in order to provide a technically useful foundation of forest resources information for reliable and effective long-term planning.	Not relevant/effective	-
4	To provide rural communities and other stakeholders with access to markets and advice about marketing of forest products.	Not relevant/effective	-
5	To cooperate with rural communities the forest management planning, including zoning, to determine where afforestation and related silviculture is appropriate from ecological, physical, social and economic viewpoints.	Slightly relevant/effective, as the reforestation program is not necessarily coordinated with the future land use plan.	1-1 and 1-3
6	To promote cooperation between rural communities and the government through allocation of long-term land use management agreements and utilization rights for afforestation,	Relevant/Effective	1-1, 1-2, 1-5, 2-2

**Appendix-6.1 Assessment of the Forest Sector in Timor-Leste**

No	Strategies	Effectiveness of CBNRM	Related activities
	utilization and other aspects of forest protection and management.		
7	To promote community participation in afforestation and forest management activities.	Relevant/Effective	1-3
8	To plan, arrange and budget for afforestation on land.	Relevant/Effective	1-3, 2-2, 2-4, and 3-3
9	To give specific attention towards the production of sustainable supplies of fuelwood through afforestation to satisfy the high demand in Dili and other cities for domestic energy needs. - contract agreements on production of fuel wood - introduction of a system of licencing of firewood produces - introduction of energy saving woodfuel stoves - formulation of national policies for development of alternative energy sources	Not relevant/effective	-
10	To plan, arrange, budget and undertake research programmes of high priority forest establishment, management, and forest utilization issues.	Not relevant/effective	-

Source: JICA Project Team (2012)

**(5) Forestry Sector Institutional Development**

No	Strategies	Effectiveness of CBNRM	Related activities
1	To develop and maintain a national forest service that will be adequately staffed with suitably trained personnel to administer this forest policy and specific forestry development programmes.	Not relevant/effective	-
2	To provide opportunities for long term tertiary education of selected personnel in forestry and related topics at overseas universities. Specifically, to double the number of staff in NDF holding tertiary qualification in forestry and natural resources management by 2010.	Not relevant/effective	-
3	To maintain a level of funding and investment in the sector, which is adequate to implement all the forest-related sector policies.	Not relevant/effective	-
4	To expand technical and managerial capacities through designing, budgeting, organizing and implementing training and education programmes of Government and non-government personnel in all aspects of sustainable forest management, protection, afforestation, extension, utilization and trade.	Fairly relevant/effective, the scale of the project is limited.	2-2, 2-3, and 2-4
5	To progressively train NDF staff, particularly in districts, as professional extension advisers and management support personnel who can provide technical, utilization and marketing advice to forest dependant communities in a sympathetic manner, as opposed to having the primary regulatory role of policing and licencing.	Fairly relevant/effective, the scale of the project is limited.	2-2 and 2-3
6	To encourage and apply adaptive learning methods, including through monitoring of operation activities, to ensure continual institutional development at all levels of forest management and administration. To build capacity of all stakeholders, especially rural communities, through "action-learning" activities and extension programmes in environmental protection, watershed protection, afforestation, sustainable agriculture and agroforestry.	Not relevant/effective	-
7	To build on and strengthen institutional arrangements associated with customary land management practices through adaptation into governmental administrative procedures and manuals.	Relevant/Effective	2-3, 3-2, and 3-4
8	To establish effective coordination and cooperation arrangements amongst related sectors of the economy that influence the forestry sector, including international institutions and companies concerned with forestry development.	Not relevant/effective	-
9	To ensure that the basic goals of sustainable management of forests, protection of forests and watersheds are effectively reflected in the Government's development plans and institutional structures to achieve responsive implementation of forest policies.	Relevant/Effective	3-1, 3-2, and 3-4
10	To coordinate and harmonize forestry and other sectoral	Fairly relevant/effective	3-2 and 3-4

No	Strategies	Effectiveness of CBNRM	Related activities
	policies and activities in consultation with appropriate stakeholders.		

Source: JICA Project Team (2012)

The results of the assessment suggested that the Project would contribute to the implementation of the strategies enumerated in the policy objectives of the forest sector policy except “Development of Private Sector Business Environment.”

## **2. Analysis of the Forest Management Bill (2008)**

### **2.1 Background**

The forest management bill was drafted/prepared in 2008 with the assistance of FAO. Although the bill was already submitted to the parliament, it has yet to be approved. The bill clearly states that the rights to access, use and manage forest resources can be granted to communities provided that they can exchange an agreement with NDF on forest management. This section analyze how the CB-NRM Project could contribute to the implementation of the bill assuming it would be enacted.

### **2.2 Composition of the Bill**

The bill is composed of 14 chapters or 95 articles.

### **2.3 Important Chapters and Articles of the Bill**

The following chapters and articles are relevant to CB-NRM and should be taken into account in the preparation of a new policy document on CB-NRM.

#### **(1) Chapter 4: Forest Area Demarcation, Inventories, and Management Plan**

##### **Article 28 Demarcation of Forest Areas**

*The forest areas of TL shall be classified into the following categories:*

- (1) State forest: Any forest area growing naturally or planted on land owned by the State*
- (2) Community forest: forests described in a Community-Forest Management Agreement*
- (3) Private forest: Any forest area growing or planted on non-State land that is privately owned in accordance with the relevant land legislation.*

**Comment by the JICA Project Team:** Community Forest Management Agreement is a written document used for the recording and granting of forest resource access, use and management rights to communities. It takes the form of a binding legal agreement between the National Directorate of Forestry and a community. The agreement can be in a draft, interim, long-term or permanent form depending on status of formal approval from the National Directorate, registration of community land property rights, and the classification of forest areas.

*National Director, or his delegate, may declare any State forest area to be a community forest and grant forest resource access and use rights through an Interim or Long Term Forest Management Agreement.*

**Comment by the JICA Project Team:** Communities can use and manage forest resources even in state forest area as long as Community Forest Management Agreement is granted.

- (2) Chapter 5: Forest Resource Ownership Rights and Chapter 6: Community Rights and Responsibilities

**Article 35 Public trusteeship of forest resources**

1. *The State shall hold in trust all forest resources on behalf of the people of the Democratic Republic of Timor-Leste.*
2. *The State shall hold in public trust all forest land and related resources not otherwise privately owned by communities, families, individuals or other legal entities.*

**Article 41 Community Rules and Procedures**

1. *Communities that claim access, use and management rights to forest areas shall:*
  - (1) *establish their rules and procedures concerning access and use;*
  - (2) *formulate and enforce their own rules and procedures for dispute resolution consistent with local traditions and the tenets of Tara Bandu; and*
  - (3) *enforce all laws, regulations, guidelines and community rules or procedures governing access to and use of the forest resources.*
2. *Local rules and procedures shall be registered with the Ministry of State pursuant to any laws, regulations or guidelines governing local authorities.*
3. *Local rules and procedures shall be incorporated into Community Forestry Management Agreements where applicable.*

**Comment by the JICA Project Team:** Although the forest land would be hold in trust by the state, communities could claim access, use and management rights to forest areas by exchanging Community Forest Management Agreement with the National Directorate.

Community Forest Management Agreement shall include i) the rules and procedures concerning access and use, ii) the rules and procedures for dispute resolution, and ii) the regulations, guidelines and community rules or procedures governing access to and use of the forest resources.

**Article 42 Community Responsibilities**

*Communities have the following forest resource use obligations:*

1. *to manage forest areas sustainably;*
2. *to comply with the terms and conditions of any forest resource use rights granted pursuant to the Decree;*
3. *to prevent forested areas to other use without approval from the government.*

**Article 44 Community Forest Resource Use Rights**

1. *Community forest resource access and use rights shall be allocated and managed pursuant to the procedures, terms and conditions for Community Forest Management Agreements.*
2. *NDF may award interim, long-term, or permanent forest resource access and use rights to communities by formally entering into Community Forest Management Agreements.*
3. *Community forest access and use rights shall be consistent with any relevant land property rights registered with the Ministry of Justice.*
4. *If community land property rights have not been registered, then the forest resource access and use rights included in a draft or interim Community Forest Management Agreement shall recognized customary community land and forest resource access and use rights, including where applicable the tenets of Tara Bandu.*

**Comment by the JICA Project Team:** NDF would be the authorized government organization to grant the resource access, use, and management rights to forests by exchanging Community Forest Management Agreement.

Under Community Forest Management Agreement, communities would be obliged to manage forest areas sustainably, comply and enforce the rules and regulations defined by Community Forest Management Agreement, and prevent forests from being converted into other uses.

## ***Chapter 7 Allocation Procedures for Community Forest Resource Use Rights***

### ***Article 52 Consultation Requirement***

*Forest resource access, use and management rights shall be recognized through a process of open and transparent consultation with those communities, families, individuals or other legal persons whose rights are or may be affected by such determinations.*

**Comment by the JICA Project Team:** The rules and regulations in Community Forest Management Agreement should be openly discussed and recognized by all communities in the village.

### ***Article 53 Use of Community Forest Management Agreements***

*The process of drafting and entering into Community Forest Management Agreements shall be used for the allocation and recognition of community forest resource access, use and management rights.*

### ***Article 54 Community Forest Management Agreement Assistance***

1. *All relevant Local Authorities, Forest Guardians, Forest Officials at the National, Regional and District levels, and other Government Authorities shall have the responsibility to assist communities in the drafting and implementation of Community Forest Management Agreements.*

2. *Other entities may assist communities in the drafting and implementation of Community Forest Management Agreements, including, but not limited to, civil society organizations, local and international non-government organizations (NGOs), bi-lateral and multi-lateral donor organizations, individual experts, and members of the private sector.*

**Comment by the JICA Project Team:** NDF should assist communities in the preparation of regulations and procedures governing access, use and management of forest resources with or without the assistance from any other organizations.

**Article 55 Terms and Conditions of Community Forest Management Agreements**

*All Community Forest Management Agreements shall:*

1. *be issued in a fair and transparent manner that complements traditionally agreed forms of access and use, and incorporating principals of Tara Bandu;*
2. *consider the rights of access and use of all relevant communities, individuals and other legal entities;*
3. *be consistent with any applicable national, regional, or district forest management plans;*
4. *identify accurately the forest areas and resources that are included in or effected by the rights granted;*
5. *include a map at a scale of at least 1:25,000;*
6. *specify the nature of the access, use and management rights granted to the communities;*
7. *specify the families, groups, or individuals within the community that are included in the Community Forestry Management Agreement;*
8. *identify the individual/s from the community who are responsible for representing the community for the purpose of signing Community Forest Management Agreement;*
9. *include the rules and procedures concerning access and use;*
10. *include relevant information relating to inter-community agreements;*
11. *describe the management objectives for the forest areas and resources in the Community Forest Management Agreement;*
12. *include sustainable harvesting arrangements or plans for the forest resources;*
13. *include any protection or conservation arrangements;*
14. *include benefit sharing mechanisms;*
15. *describe the roles and functions of all relevant Local Authorities, Forest Guardians, Forest Officials.*

**Comment by the JICA Project Team:** Community Forest Management Agreement should include: i) regulations governing access, use, and management of forests, ii) map at a scale of at least 1: 25,000, iii) type and nature of use rights, iv) communities to whom the rights are granted, v) management target of the respective forest areas, vi) a harvesting plan, vii) a conservation plan, viii) benefit sharing systems, and ix) roles and responsibilities of the stakeholders.

## **2.4 Conclusion**

### **(1) General**

The forest management bill proposes to allocate forest access, use and management rights to local communities on the condition that local communities get into an agreement on sustainable use and management of forest resources in their localities. The JICA Project Team believes that it is a realistic approach to the achievement of sustainable management of forest resources in the country considering the current circumstances of MAF/NDF, where there has been no legal basis to protect forest resources since its independence; the capacity of MAF/NDF to regulate exploiting activities is still limited; and no systematic land registration system is put in place.


In other words, “Community Forestry”/“Community-Based Forest Management,” or “CB-NRM” in a broad sense, shall be a key approach to protection and management of forest resources in Timor-Leste even before the bill is enacted.

### **(2) Relationship to the JICA’s CBNRM Approach**

Participatory Land Use Planning (PLUP) introduced and demonstrated by the JICA Project could be a principle approach to the achievement of sustainable CB-NRM in the target river basins, as it helps local communities develop a future land use plan along with rules and regulations on the use and management of forest resources. Through the process of PLUP, local communities could: i) assess forest and forest-related resources in the village; ii) discuss how to use, manage and protect forest and forest-related resources in the village; iii) determine land and forest management targets considering the objectives and functions of forests; iv) prepare present and future land use maps at a scale of about 1:10,000; and iv) develop rules and regulations on forest management through reviewing the traditional rules used in the Portuguese era.

As the process of PLUP and the outputs made through the process cover most of the terms and conditions required for Community Forest Management Agreement in the bill, PLUP is considered as the core activities when the bill is enacted in the future.





# Manual Operasionál CB-NRM

## Manual Operasionál ba Estabelesimentu

### Mekanizmu CB-NRM Iha Nivel Suku



Prepara hosi

Projetu Jestaun Rekursu Naturál Sustentável Bazeia ba Komunitade  
República Democrática Timor-Leste





## LIA MAKLOKEK

Degradasaun floresta no deforestasaun mak asuntu importante ida-ne'ebé Governu Timor-Leste (GoTL) preziza rezolve hodi atinje dezenvolvimentu sósiu-ekonómiku sustentável iha rai laran. Estudu ne'ebé hala'o iha tinan 2013 hatudu katak pelumenus 184.000 ha hosi floresta lakon ona entre tinan 2003 no 2012 no maizumenus 170.000 ha hosi floresta ho densidade nakonu hetan ona degradasaun sai floresta ho densidade uitoan iha períodu hanesan.

Jestaun Rekursu Naturál Bazeia ba Komunidade (CB-NRM) mak aprosimasaun ba konservasaun natureza ho rekoñese komunidade lokál sira-nia direitu atu benefisia sira hosi jestaun rekursu naturál sustentável (floresta, rai, bee, no biodiversidade) iha área ne'ebé termina ona. Ida-ne'e mak alternativu aprosimasaun reguladór hosi leten mai kraik, ne'ebé seidauk efetivu iha nasaun barak, liuliu bainhira regulamentu sira labele hatán hotu mudansa sosiál, kultura no kontestu ekonómiku iha rai laran.

Projetu Jestaun Rekursu Naturál Sustentável Bazeia ba Komunidade (Projetu CB-NRM) ne'ebé implementa hamutuk hosi Japan International Cooperation Agency (JICA) no Ministériu Agrikultura e Peska (MAP), partikulármente Diresaun Nasionál Floresta no Jestaun Bacias Hidrograficas (DNFGBH), dezenvolve tiha ona mekanizmu ne'ebé la'o daudaun ba CB-NRM iha Timor-Leste. Projetu ne'e mós hasai manuál tuirmai iha kursu projetu, atu ajuda MAP hodi habelar mekanizmu ne'ebé hanesan, iha mota prinsipál sira iha rai laran.

- ◆ Manuál Operasaun ba Estabelesimentu Mekanizmu CB-NRM iha nivel Suku
- ◆ Manuál Tékniku CB-NRM
  - Vol. 1: Produsaun Ai-oan no Promosaun Kuda ai
  - Vol. 2: Promosaun Toos Rai-lolon Sustentável
  - Vol. 3: Hasa'e Rendimentu/Dezenvolvimentu Vida-moris
- ◆ Manuál ba Formasaun Konsellu Jestaun Bacias Hidrograficas


Entre hirak ne'e, Manuál Operasaun mak dokumentu importante ne'ebé deskreve prosesu hotu-hotu hosi prosedimentu detallu, hodi hatuur mekanizmu ne'e ba jestaun rekursu naturál sustentável iha fatin, iha nivel suku. Konteúdu hosi manuál ne'e bazeia ba aprendizajen hosi esperiênsia iha terrenu. Tanba ne'e, ami, hanesan representativu MAP, rekomenda tebes katak, pratikante terrenu, la'ós de'it MAP, maibé mós organizasaun seluk ne'ebé servisu iha setór floresta, tenke uza manuál ne'e, hanesan instrumentu matadalan ba jestaun rai no floresta ne'ebé sustentável iha Timor Leste.

Outubru 2015



---

Manuel Mendes  
Diretór Nasionál  
Diresaun Nasionál Floresta no  
Gestaun Bacias Hidrograficas  
(DNFGBH), MAP



---

Raimundo Mau  
Diretór Gerál Floresta, MAP



## **Kona-ba Manuál CB-NRM**

Manuál CB-NRM sira-ne'e dezenvolve no públika hosi Projetu Konjunta JICA no MAP hanaran Jestaun Rekursu Naturál Sustentável Bazeia ba Komunidade, atu fornese ekipamentu prátiku ne'ebé útil ba planeadór no pratikante sira iha setór floresta iha Timor-Leste, hodi fasilita sira atu proteje no maneja rekursu natural sira ho maneira ne'ebé kolaborativu no sustentável. Materiál sira-ne'e kompostu hosi tipu manuál tolu (3), hanesan hatudu iha kraik ne'e.

- i) Manuál Operasionál ba Estabelesimentu Mekanizmu CB-NRM iha Nivel Suku
- ii) Manuál Tékniku CB-NRM
  - Vol. 1: Produsaun Ai-oan no Kuda Ai
  - Vol. 2: Promosaun To'os Rai-lolon Sustentável
  - Vol. 3: Hasa'e Rendimentu/Dezenvolvimentu Vida-moris
- iii) Manuál ba Formasaun Konsellu Jestaun Bacias Hidrograficas

Manuál Operasionál ne'e mak komponente prinsipál ne'ebé espesifika prosedimentu Operasaun padraun ba introdusaun no estabelesimentu mekanizmu CB-NRM iha nivel suku. Manuál operasionál ida-ne'e dezeña atu planeadór, pratikante, no servisu hanesan peskizadór/estudante sira iha setór floresta iha Timor-Leste bele uza, liuliu sira-ne'ebé envolve iha protesaun floresta, konservasau bacias hidrograficas, no floresta komunitária iha Diresaun Nasionál Floresta no Gestaun Bacias Hidrograficas (DNFGBH).

Manuál Tékniku CB-NRM sira suplementa Manuál Operasionál, introdús tékniku no abilidade relevante sira-ne'ebé bele ajuda comunidade rurál, hodi bele uza no maneja rekursu naturál sira, liuliu rai no floresta, ho maneira ne'ebé produtivu maibé mós sustentável. Manuál sira-ne'e tenke uza, prinsipalmente hosi servisu estensaun terrenu sira, hanesan funcionáriu MAP munisípiu (ezemplu, funcionáriu munisípiu, estensionista, no guarda floresta sira) no mós funcionáriu ONG sira, hanesan referénsia tékniku ba sira-nia servisu iha terrenu.

Manuál ba formasaun Konsellu Jestaun Bacias Hidrograficas, introdús prosesu dezenvolvimentu kolaborasaun plataforma/kuadru servisu ba jestaun rekursu naturál sustentável iha nivel postu-administrativu ka sub-bacias hidrograficas, ne'ebé bele mós hanesan servisu baze ba espansaun mekanizmu CB-NRM iha eskala bacias hidrograficas. Tanba manuál ida-ne'emak aprosimasaun esensial ida, hodi hadi'a governasaun ambiente iha nivel bacias hidrograficas, liu hosi hametin koordinasaun no rede servisu entre parseiru lokál sira. Manuál ida-ne'e bele uza hodi ajuda sira-ne'ebé envolve iha jestaun bacias hidrograficas.

Liután, Projetu Konjunta JICA no MAP mós dezenvolve no pública tiha ona manuál sira-ne'e iha versaun simples, atu ajuda uza na'in sira fasil halo tuir prosedimentu sira ka aplika tékniku sira-ne'ebé deskreve iha manuál sira-ne'e, iha terrenu.

Ne'e duni espera katak, manuál sira-ne'e ho sira-nia versaun simples bele serbí hanesan referénsia prátiiku ba parseiru roioin iha setór floresta iha Timor-Leste.

## MANUÁL OPERASIONAL KONA-BA ESTABELESIMTU MEKANIZMU CB-NRM IHA NIVEL SUKU

### PROJETU JESTAUN REKURSU NATURÁL SUSTENTÁVEL BAZEIA BA KOMUNIDADE IHA REPÚBLIKA DEMOKRÁTICA TIMOR LESTE

#### Índice

	<i>página</i>
Kapítulu 1    Introdusaun .....	1-1
1.1   Enkuandramentu .....	1-1
1.2   Objetivu hosi Manuál.....	1-1
1.3   Kobertura/Tarjetu hosi Manuál .....	1-2
1.4   Kompozisaun Manuál .....	1-2
Kapítulu 2    Matadalan Prinsipál CB-NRM.....	2-1
2.1   Partisipasaun Komunitade.....	2-1
2.2   Hametin Komunitade no Dezenvolvimentu Kapasidade .....	2-1
2.3   Igualdade .....	2-1
2.4   Utilizasaun, Regulamentu Kultura no Koñesimentu Tradisionál .....	2-1
2.5   Asegura Konsistente ho Polítika Governu, Lei no Regulamentu .....	2-2
Kapítulu 3    Kwadru Servisu hosi Mekanizmu CB-NRM iha Nivel Suku .....	3-1
3.1   Objetivu .....	3-1
3.2   Ámbitu hosi Servisu no Pasu xave iha Prosesu .....	3-1
3.3   Organizasaun Kwadru Servisu ba Introdusaun no Estabelesimentu Mekanizmu CB-NRM.....	3-3
3.4   Rezultadu ne'ebé Hein.....	3-3
3.5   Oráriu hosi Prosesu .....	3-4
Kapítulu 4    Prosedimentu ba Introdusaun Mekanizmu CB-NRM iha Nivel Suku iha Faze Planeamentu no Avaliasaun (Faze 1).....	4-1
4.1   Planeamentu Utilizasaun Rai Partisipativu (PLUP) .....	4-1
4.1.1   Etapa 1: Konsultasaun ho Lider Lokál.....	4-2
Etapa 1-Pasu 1: Konsultasaun ho Lider Lokál.....	4-2
Etapa 1-Pasu 2: Formasaun Grupu Servisu iha Suku .....	4-4
Etapa 1-Pasu 3: Vizita Estudu ba Suku Projeto JICA.....	4-6
Etapa 1-Pasu 4: Mapa Utilizasaun Rai Atual.....	4-8
Etapa 1-Pasu 5: Planeamentu Utilizasaun Rai ba Futuru.....	4-11



4.1.2	Etapa 2: Formulasau Regulamentu Suku.....	4-15
	Etapa 2-Pasu 1: Revee regra suku pasadu no ne'ebé eziste.....	4-15
	Etapa 2-Pasu 2: Diskusaun Ezbosu Regulamentu Suku .....	4-18
	Etapa 2-Pasu 3: Revee Ezbosu Regulamentu Suku no Planu Utilizasaun Rai ba Futuru .....	4-21
	Etapa 2-Pasu 4: Konsultasaun ho Komunitade lokál kona-ba Ezbosu Regulamentu Suku no Planu Utilizasaun Rai ba Futuru.....	4-24
	Etapa 2-Pasu 5: Finaliza Regulamentu Suku no Preparasaun Serimónia Tara Bandu.....	4-26
	Etapa 2-Pasu 6: Organizasaun Serimónia Tara Bandu.....	4-28
4.2	Selesaun ba Servisu Estensau Agrikultura no Floresta (ka Programa mikro) ba Implementasaun Planu Utilizasaun Rai ba Futuru .....	4-30
4.2.1	Preparasaun Servisu .....	4-31
	Pasu 1: Lista Naruk ba Servisu Estensau Potensiál .....	4-31
4.2.2	Workshop/Enkontru ho Komunitade Lokál .....	4-33
	Pasu 2: Avalia Lista Naruk Servisu Estensau/Programa Mikro Potensiál.....	4-33
	Pasu 3: Avaliasaun ba Lista Badak Servisu Estensau/Programa Mikro.....	4-36
	Pasu 4: Diskusaun ba Ámbitu hosi Servisu Estensau/Programa Mikro Prioridade .....	4-39
Kapítulu 5	Prosedimentu ba Estabelesimentu Mekanizmu CB-NRM iha Nivel Suku iha Faze Implementasaun no Monitorizasaun .....	5-1
5.1	Institucionalizasaun Regulamentu Suku .....	5-1
	Pasu 1: Enkontru Monitorizasaun Mensál iha Nivel Suku .....	5-2
	Pasu 2: Enkontru fahe informasaun kada fulan tolu iha nivel aldeia .....	5-4
	Pasu 3: Enkontru Avaliasaun Anuál iha Nivel suku.....	5-6
5.2	Implementasaun Servisu Estensau/Programa Mikro Prioridade .....	5-8
	Pasu 1: Organiza Grupu Agrikultór/ Benefisiáriu.....	5-9
	Pasu 2: Vizita Estudu/Vizita Kruza.....	5-12
	Pasu 3: Planeamentu Partisipativu ba Planu servisu Anuál hosi Servisu Estensau/Programa mikro .....	5-14
	Pasu 4: Hala'ó Kursu Treinamentu Diretamentu/Eskola Agrikultór iha Terrenu (FFSs) .....	5-17
	Pasu 5: Avaliasaun anuál no Planeamentu Planu servisu Anuál .....	5-20
Kapítulu 6	Mekanizmu Implementasaun Manuál.....	6-1
6.1	Kuadru servisu Institusionál ba Implementasaun .....	6-1
6.1.1	Sistema Implementasaun .....	6-1
6.1.2	Polítika no Kuadru Servisu Lejizlativa ba CB-NRM .....	6-3
6.2	Preparasaun Nesesáriu ba Implementasaun .....	6-4

6.3	Oráriu Implementasaun Padraun iha Suku .....	6-5
6.4	Efetividade/Revizaun hosi Manuál .....	6-7

### **Apêndise**

Apêndise -4.1	Amostra Papel no Responsabilidade Membru sira hosi Ekipa Servisu ba PLUP
Apêndise -4.2	Mapa Uza Rai Agora hosi Suku Faturasa
Apêndise -4.3	Amostra formatu ba Diskusaun kona-ba Funsan, Prátika Atuál sira, no Importansia hosi Uza Rai Prezente
Apêndise -4.4	Mapa Utilizasaun Rai ba Futuru no Prátika Jestaun Rai hosi Katégoria hosi Suku Tohumeta
Apêndise -4.5	Amostra Reglamentu Suku hosi Suku Projetu JICA
Apêndise -4.6	Liña Jerál hosi Projetu Mikro
Apêndise -4.7	Amostra hosi Eskopu Provisional hosi Projetu Mikro
Apêndise -5.1	Memo hosi Enkontru Monitorizasaun Mensál
Apêndise -5.2	Esbozu Matadalan kona-ba Selesaun Membru To'os Nain sira/Grupu Benefisariu ba Programa Mikro Sira
Apêndise -5.3	Funsaun Padraun no Responsabilidade hosi Membru sira hosi Grupu Benefisiáriu
Apêndise -5.4	Esbozu Vizaun no Misaun hosi To'os Nain/Grupu Benefisariu sira ba Programa Mikro
Apêndise -5.5	Atividade Importante hosi Potensial Agrikultura no Servisu Ekstensaun Floresta/Programa Mikro
Apêndise -5.6	Módulu Treinamentu hosi Programa Mikro/Servisu Ekstensaun Floresta no Agrikultura ne'ebé Importante
Apêndise -6.1	Avaliasaun ba Setór Floresta iha Timor-Leste



## **1. Introdusaun**

### **1.1 Enkuandramentu**

Entre tinan 1972 no 1999, Repúblika Demokrátika Timor-Leste (Timor-Leste) nia floresta redús ona ho proporsaun 1,1% kada tinan ka total 24%. Avaliasaun foun liu ne'ebé hala'ó hosi JICS (Japan International Cooperation System)<sup>1</sup> hatudu katak pelumenus 184.000 ektare floresta lakon ona entre tinan 2003 no 2012 no pelumenus 170.000 ektare floresta ho ai-horis nakonu hetan ona degradasaun sai floresta ho ai-horis uitoan iha período ne'ebé hanesan. Tanba deflorestasaun ne'ebé konstante, total kobertura floresta sai pelumenus 50% hosi nasaun nia área (740.000 ektare) iha tinan 2012.

Deflorestasaun no degradasaun floresta prinsipalmente kauza hosi atividade ekonómiku emá nian, hanesan i) sunu floresta, ii) tesi ai ba koleasaun ai-sunu, iii) to'os muda ba mai, no iv) tesi lori ai ilegal la kontroladu. Deflorestasaun no degrasaun floresta kauza erozaun, rai-halai no bee-sa'e, ne'ebé iha ikusliu, afeta emá nia moris ne'ebé hela la'ós de'it iha área rai-lolon no foho, maibé mós iha rai-tetuk. Maski, governu Timor-Leste (GoTL) halo ona esforsu atu redús progresu hosi deflorestasaun no degradasaun floresta, situasaun seidauk sai di'ak ka sai aat liután, tanba GoTL seidauk bele foti medida ne'ebé efetivu, tanba institusionál ne'ebé iha la adekuaudu no menus rekursu umanu iha governu.

Japan International Cooperation Agency (JICA) asiste ona GoTL iha jestaun rekursu floresta ne'ebé sustentável iha Mota-ninin Laelo no Comoro, introdús konseitu jestaun rekursu naturál sustentável bazeia ba komunitade (CB-NRM) dezde Novembru 2005. Ministériu Agrikultura no Peska (MAP) no Diresaun Nasionál Florestál (DNF), ne'ebé fahe ba diresaun nasional rua (hanesan Diresaun Nasionál Floresta no Jestaun Bacias Hidrograficas (DNFGBH) no Diresaun Nasionál Konservasaun Floresta (DNCN) iha fulan Outubru 2014, servisu ona ho JICA atu hasoru kestaun boot ne'e. Rezultadu hosi esforsu ne'ebé kontinua, projetu hamutuk JICA no MAP, hanaran "Projetu Jestaun Rekursu Naturál Sustentável Bazeia ba Komunitade" (iha dokumentu ne'e refere ba "Projetu JICA CB-NRM"), dezenvolve no demonstra ona mekanizmu jestaun rekursu naturál sustentável bazeia ba komunitade (iha dokumentu ne'e refere ba "mekanizmu CB-NRM"), floresta hanesan baze ba rekursu naturál ne'ebé komunitade lokal sira bele maneja no proteje ho maneira ne'ebé sustentável.

Ida-ne'e manuál operasionál ne'ebé deskreve prosedimentu detallu ba introdusaun no estabesimentu mekanizmu CB-NRM iha nivel suku. Manuál ne'e nia ezbosu primeiru halo iha fulan Outubru 2013 bazeia ba esperiénsia sira iha terrenu hosi projetu JICA CB-NRM iha ninia suku tarjetu sira. Iha fulan Maiu no Juñu 2015, ezbosu ne'e reeve no refina ona liuhosi refere rezultadu hosi koko adisionál iha terrenu ne'ebé hala'ó iha tinan 2014 no konsultasaun ho parseiru relevante sira ne'ebé hala'ó iha nivel central no munisípiu iha tinan 2015.

### **1.2 Objektivu hosi Manuál**

Objetivu prinsipál hosi manuál operasionál ne'e atu gia servisu terrenu sira, planeadór, no servisu peritu sira iha setór floresta no agrikultura iha Timor-Leste kona-ba oinsá tau mekanizmu CB-NRM iha fatin iha nivel suku. Manuál ne'e klarifika prosedimentu ne'ebé

---

<sup>1</sup> Estudu avaliasaun floresta ne'ebé hala'ó liuhosi konsultasaun ne'ebé hetan kontratu hosi JICS iha Programa Grant Aid Japan nian hanaran Programa Konservasaun Floresta iha Repúblika Demokrátika Timor-Leste iha tinan 2012.

efetivu ba introdusaun no institucionalizasaun mekanizmu ho maneira ne'ebé partisipativu. Liuliu, manuál ne'e tenke espesifika prosedimentu ba:

- i) dezvoltimentu planu utilizaun rai ba futuru ho regulamentu suku hosi suku liuhosi planeamentu utilizaun rai partisipativu (PLUP);
- ii) institucionalizasaun regulamentu suku hanesan regra funksionál ba suku no hametin lider suku sira-nia kapasidade atu governa suku uza regulamentu; no
- iii) selesaun no implementasaun servisu estensaun agrikultura no floresta ka programa mikro, efetivu hodi atinje meta hosi planu utilizaun rai ba futuru hosi suku.

### **1.3 Kobertura/Tarjetu hosi Manuál**

Manuál ne'e viza ema hotu ne'ebé servisu iha setór floresta no agrikultura iha Timor-Leste, liuliu iha terrenu hosi floresta komunitária, jestaun rekursu naturál sustentável bazeia ba komunitade, no jestaun floresta sustentável. Liuliu, tékniku no funksionáriu planeamentu hosi organizaun tuirmai, ne'ebé hanesan utilizadór prinsipál hosi manuál ida-ne'e.

- a. Diresaun Nasionál Floresta no Jestaun Bacias Hidrograficas
- b. Diresaun Nasionál Konservasaun Floresta
- c. Diresaun Nasionál Estensaun no Dezvoltimentu Komunitade Agrícola (DNEDAC)
- d. Funksionáriu MAP Munisípiu
- e. Diresaun Nasionál ba Servisu Ambientál, Ministériu Ekonomia no Dezvoltimentu
- f. ONG sira
- g. Organizaun Internasionál/Doadór no projetu ne'ebé fó fundus

### **1.4 Kompozisaun Manuál**

Manuál ne'e kompostu hosi kapitulu neen (6). Kapitulu 1, kona-ba enkuandramentu no objetivu hosi manuál, no Kapitulu 2, introdús matadalan prinsipál hanesan baze hosi manuál ne'e. Kuadru servisu jerál no liña jerál mekanizmu CB-NRM nian, ne'ebé manuál ne'e hakarak atu promove mak deskreve iha kapitulu 3. Prosedimentu no introdusaun, institucionalizasaun, no manutensaun mekanizmu CB-NRM iha nivel suku mak hatudu iha kapitulu 4 no 5. Kapitulu ikusliu mak kapitulu 6, introdús sistema ba implementasaun hosi manuál ne'e, ho kuadru servisu institusionál no preparasaun nesesáriu ba implementasaun ne'ebé efetivu.

## **2. Matadalan Prinsipál CB-NRM**

Objetivu prinsipál hosi CB-NRM mak atu haforsa kapasidade governasaun hosi comunidade lokál, liuliu lider suku sira, iha área rurál sira iha nasaun ne'e, atu nune'e floresta no rekursu naturál sira seluk, bele proteje no maneja ho maneira ne'ebé própriu no sustentável. To'o ikus, matadalan prinsipál tuirmai mak sei adopta ba introdusaun no estabelesimentu mekanizmu CB-NRM ne'ebé efetivu no operasionál iha nivel suku.

### **2.1 Partisipasaun Komunidade**

Partisipasaun comunidade hanesan prosesu rekizita ida ne'ebé tenke tau iha prosesu estabelesimentu mekanizmu CB-NRM. Komunidade lokál, liuliu lider suku sira, tenke envolve ativu hosi inísiu to'o prosesu ne'e ramata, tanba sira kaer kargu importante hanesan ema ne'ebé foti desizaun. Tenke fó atensaun ne'ebé kuidadu ba comunidade nia partisipasaun no inisiativa iha diskusaun, desizaun ne'ebé foti, no implementasaun hosi atividade ne'ebé aseita iha prosesu tomak. Iha prinsipiu, atividade labele hala'o sein comunidade lokál nia partisipasaun.

### **2.2 Haforsa Komunidade no Dezenvolvimentu Kapasidade**

Hanesan mós, haforsa comunidade lokál sira, liuliu lider suku sira, mak xave ba institucionalizasaun mekanizmu CB-NRM nia susesu iha nivel suku. To'o asegura comunidade lokál sira-nia direitu lejítima atu uza no maneja floresta no rekursu naturál iha fatin refere, sira la hakarak atu proteje rekursu naturál tuir sira-nia inisiativa rasik. Paralelu ho haforsa comunidade lokál sira, tenke foka ba hasa'e kapasidade comunidade lokál hodi fasilita sira atu maneja rekursu naturál iha suku ho maneira ne'ebé sustentável.

### **2.3 Igualdade**

Mekanizmu CB-NRM labele fó benefísiu ba ema spesífiku/grupu, labele haree ba seksu, relijiaun, idade, saúde, no estatutu iha comunidade. Komunidade hotu-hotu iha suku tenke iha direitu hanesan atu hola parte iha prosesu no hetan benefísiu iguál hosi atividade CB-NRM. Iha realidade, mekanizmu CB-NRM sei fó benefísiu comunidade ne'ebé hela iha nivel substánsia tanba floresta no rekursu naturál ne'ebé iha relasaun iha funsaun importante hodi mantén no salva-guarda sira-nia vida moris.

### **2.4 Utilizasaun Regulamentu Kulturál no Koñesimentu Tradisionál**

Difikuldade prinsipál ne'ebé MAP no DNFGBH/DNCN enfrenta iha protesaun floresta mak harii lejizlativa ne'ebé la adekuaudu no rekursu umanu ne'ebé limitadu iha nivel sentráal no lokál. Tanba difikuldade ne'e, entaun susar ba MAP no DNFGBH/DNCN bele haloos situasaun ida-ne'e no prevene degradasaun floresta iha tempu badak.

Iha parte seluk, maioria suku iha foho iha Timor-Leste hatene nafatin sira-nia regra/norma kulturál ne'ebé efetivu hodi regula atividade comunidade sira iha pasadu, maski efetividade hosi regra sira-ne'e sai fraku dezde tinan 1975, bainhira sistema kulturál ne'ebé hatún, troka ho hirak-ne'ebé introdús hosi governu Indonesia. Iha situasaun agora, haforsa no reativa regra/norma kulturál ne'e, ho hametin kapasidade lider suku sira, mak medida ida ne'ebé posivel hodi foti, atu redús progresu hosi deflorestasaun no degradasaun iha nivel suku, hanesan solidariedade entre comunidade sira mak sei forte nafatin iha suku maioria ne'ebé iha foho.

Koñesimentu no pratika tradisionál, efetivu iha jestaun floresta no rekursu naturál sustentável, tenke utiliza ho di'ak hanesan adisionál ba regulamentu/norma kulturál. Mekanizmu CB-NRM la bele kontra, maibé sinkroniza ho pratika tradisionál ne'ebé util ba jestaun rekursu naturál sustentável.

## **2.5 Asegura Konsistente ho Política Governu, Lei no Regulamentu**

Mekanizmu CB-NRM tenke iha liña ne'ebé hanesan ho lei no regulamentu governu ne'ebé eziste. Partikulármente, mekanizmu tenke konsistente ho Política Setór Floresta Nasionál no Dekretu Jestaun Floresta.

### **3. Kuadru Servisu hosi Mekanizmu CB-NRM iha Nivel Suku**

#### **3.1 Objektivu**

Objetivu prinsipál hosi mekanizmu CB-NRM mak atu asegura lider suku no komunitade lokál sira, bele proteje no maneja rekursu naturál ho própriu, hanesan floresta, bee, no rai, iha suku ho kolaborasaun ho MAP no DNFGBH/DNCN. Eşpecialmente, mekanizmu nia objetivu mak atu:

- a. Dezenvolve ambiente ne'ebé bele fasilita CB-NRM iha nivel suku liuhosi dezvoltimentu planu utilizaun rai ba futuru ho regulamentu suku liuhosi diskusaun série ho lider suku no komunitade lokál sira;
- b. Haforsa komunitade lokál, liuliu lider suku sira, atu proteje, maneja no uza floresta no rekursu naturál seluk iha sira-nia lokalidade;
- c. Fasilita kapasidade komunitade lokál, liuliu lider suku sira, atu maneja ho própriu floresta no rekursu naturál seluk ho maneira ne'ebé matenek no sustentável, ne'ebé han malu ho regulamentu suku no planu utilizaun rai ba futuru;
- d. Hadi'a komunitade lokál sira-nia vida moris, liuhosi fasilita sira hodi hasa'e produtividade rai, hasa'e produsaun ai-han, no introdús ai ho valór boot (ai-industriál no ai-fuan) iha suku;
- e. Estabelese kuadru servisu ne'ebé MAP no DNFGBH/DNCN no komunitade lokál sira bele servisu ba iha jestaun floresta no rekursu naturál sustentável no ekilíbriu ho dezvoltimentu komunitade lokál sira-nia vida moris.

#### **3.2 Ámbitu hosi Servisu no Pasu xave iha Prosesu**

##### **(1) Ámbitu hosi Mekanizmu CB-NRM**

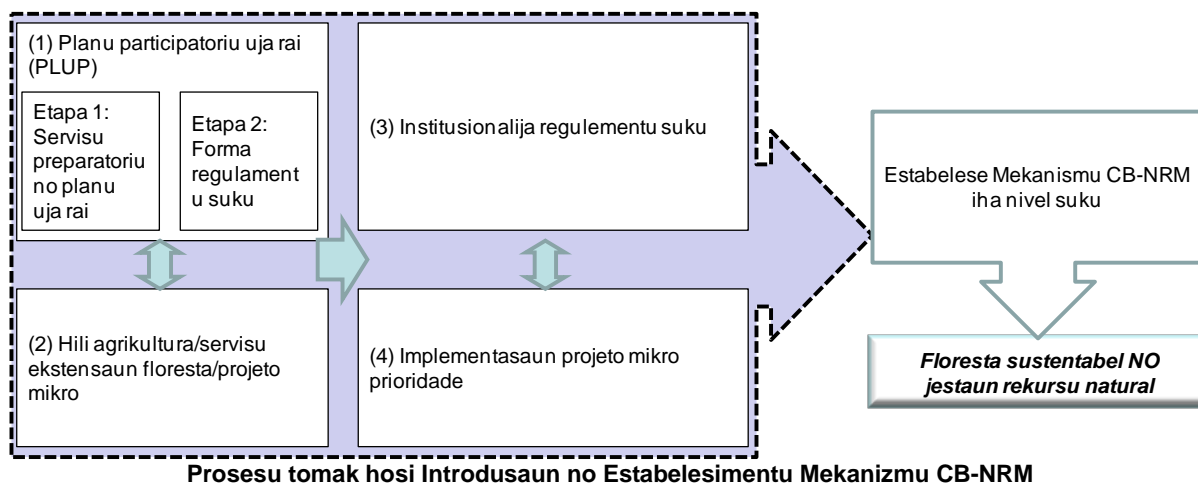
Mekanizmu CB-NRM ne'ebé introdús iha manuál ne'e, tenke haree rekursu ne'ebé iha relasaun ho floresta, hanaran i) floresta, inklui produktu floresta la'ós ai-kabelak, ii) rai, no iii) rekursu bee. Iha prinsipiu, mekanizmu CB-NRM aplikavel ba suku ne'ebé lokaliza iha área rai-lolon no foho iha mota-ninin Laçlo no Comoro, dezde mekanizmu ne'e tau ona iha pratika iha suku ne'ebé hili iha mota-ninin ne'ebé hanesan to'o agora. No mós, mekanizmu ne'e karik bele adopta iha mota-ninin seluk, hodi promove jestaun floresta sustentável, bainhira komunitade sira iha suku ne'e iha sentidu solidariedade no na'in ba rekursu naturál iha sira-nia lokalidade.

Suku mak tamañu ne'ebé razoavel ba introdusaun mekanizmu CB-NRM. Iha realidade, aldeia ki'ik liu atu introdús no kauza kustu tranzasaun ne'ebé aas, no postu administrativu boot liu atu halo mekanizmu ne'e sai efetivu no operasionál.

##### **(2) Prosesu Jerál**

Projetu JICA-MAP CB-NRM hala'o ona atividade partisipativu série hodi koko iha suku neen (6) iha mota-ninin Laçlo no Comoro. Rezultadu hosi ne'e iha terrenu hatudu katak prosesu tuirmai sei efetivu iha estabelesimentu mekanizmu CB-NRM iha nivel suku.





Fonte: Ekupa Projetu JICA (2015)

Prosesu ida-idak kompostu hosi atividade série bazeia ba komunitade hanesan lista tuirmai ne'e.

**Prosesu xave no pasu/atividade ne'ebé asociadu ho prosesu respetiva**

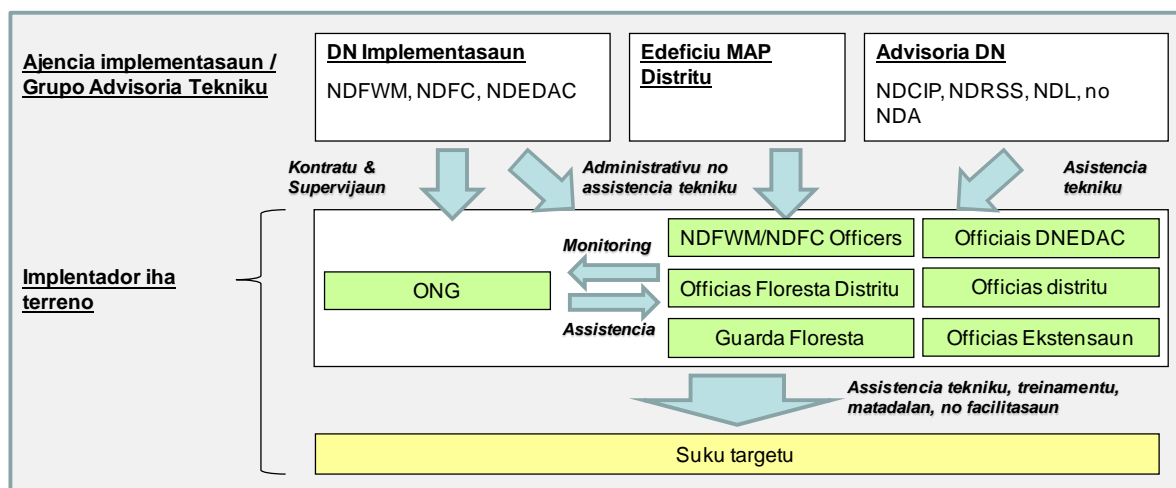
Faze	Prosesu	Pasu atividade ne'ebé hala'o
Avaliasaun no planeamentu	<b>1. Planu utilizausaun rai Partisipativu</b>	<u>Etapa 1: Servisu preparasaun no planu utilizausaun rai</u> Pasu 1 Konsultasaun ho lider lokál sira Pasu 2 Organizausaun/formasaun grupu servisu Pasu 3 Vizita estudu ba Suku ida hosi projetu JICA Pasu 4 Halo mapa utilizausaun rai atuál Pasu 5 Planeamentu utilizausaun rai ba futuru <u>Etapa 2: Formulasaun regulamentu suku</u> Pasu 1 Revee regulamentu tempu uluk nian no atuál ne'ebé eziste Pasu 2 Diskusaun ba ezbosu regulamentu suku Pasu 3 Revee ezbosu regulamentu suku ho planu utilizausaun rai ba futuru Pasu 4 Konsultasaun ho komunitade sira kona-ba ezbosu regulamentu suku Pasu 5 Preparasaun hodi haforsa regulamentu tuir maneira tradisionál Pasu 6 Organiza serimónia Tara-bandu
	<b>2. Selesaun servisu/programa mikro estensaun agrikultura floresta ba planu utilizausaun rai ba futuru nia susesu</b>	<u>Servisu preparasaun</u> Pasu 1 Ezame ba servisu/programa mikro estensaun hosi lista badak <u>Workshop/enkontru ho komunitade lokál</u> Pasu 2 Avaliasaun hosi lista badak hosi servisu/programa mikro ba prioridade Pasu 3 Diskusaun ámbitu servisu estensaun/programa mikro prioridade
Implementasaun no monitorizausaun	<b>3. Institutionalizausaun regulamentu suku</b>	Pasu 1 Enkontru monitorizausaun mensál iha nivel suku Pasu 2 Enkontru kada fulan 2 ka 3 iha nivel aldeia Pasu 3 Enkontru avaliasaun anuál iha nivel suku
	<b>4. Implementasaun hosi prioridade servisu/programa mikro estensaun</b>	Pasu 1 Organiza grupu agrikultór/benefisiáriu Pasu 2 Preparasaun planu servisu ho maneira partisipativu Pasu 3 Hala'o kursu treinamentu pratika direktamente /eskola agrikultór terrenu kona-ba tópicu ne'ebé iha relasaun ho servisu estensaun prioridade Pasu 4 Avaliasaun anuál no planeamentu planu servisu

Fonte: Ekupa Projetu JICA (2015)

Prosedimentu ba pasu respetiva sira no atividade iha lista leten deskreve tan iha kapítulu 4 no 5.

### 3.3 Organizasaun Kuadru Servisu ba Introdusaun no Estabelesimentu Mekanizmu CB-NRM

Hanesan ne'ebé deskreve iha kapítulu 2, comunidade lokál sira iha suku tenke sai hanesan implementadór xave iha estabelesimentu mekanizmu CB-NRM ho funsióriu MAP no DNFGBH/DNCN. Organizasaun tuirmai, ne'ebé harii ona, konsidera efektivu iha introdusaun/estabelesimentu mekanizmu CB-NRM.



#### Estrutura Organizasaun ba Introdusaun no Estabelesimentu Mekanizmu CB-NRM

Nota:

DNFGBH: Diresaun Nasionál Floresta no Gestaun Bacias Hidrograficas, DNCN: Diresaun Nasionál Konservasaun Floresta  
DNEDAC: Diresaun Nasionál Estensaun no Dezenvolvimentu Komunitade Agrikultura, DNCIP: Diresaun Nasionál ba Kafé  
no Planta Industriál, NDRSS: Diresaun Nasionál Peskiza no Servisu Espesiál, DNP: Diresaun Nasionál Pekuária, DNAO:  
Diresaun Nasionál Ai-han no Ortikultura, no DNA: Diresaun Nasionál Agro-negósiu

Fonte: Ekipa Projetu JICA (2015)

Papél no responsabilidade hosi implementadór xave iha estrutura, deskreve iha kapítulu 6.

### 3.4 Rezultadu ne'ebé Hein

Rezultadu tuirmai mak ne'ebé hein atu hamosu hanesan rezultadu hosi estabelesimentu mekanizmu CB-NRM iha nivel suku.

- Insidénsia sunu rai arbiru no esplorasau ilegal sei redús.
- Estraga ai-han ne'ebé kauza hosi animál ne'ebé husik han arbiru no asaun ne'ebé la tur lei sei redús.
- Komunitade lokál bele fasil asegura moris ai-han no ai nian, ne'ebé kuda iha sira-nia to'os tanba risku hosi estraga ai-han sei redús.
- Produtividade agrikultura ai-han sei hasa'e liuhosi hadi'a rai nia bokur, hasa'e pratika halo to'os, no utilizasaun fini di'ak no adubu orgánika.
- Rai ho produtivu menus ka ladún produtivu bele utiliza ba objetivu produsaun, hanaran ai-kabelak, ai-fuan, kafé, no produsaun ai-han ba animál/ai.
- Vida moris lokál sei hadi'a.

No mós, impaktu tuirmai karik sei hamosu iha postu administrativu ka eskala sub-bacias hidrograficas iha tempu naruk.

- a. Kobertura floresta kobre iha área bele mantén no haluan.
- b. Kondisaun seguransa ai-han iha área bele hasa'e.
- c. Bee-halai iha rai leten iha bacias hidrograficas bele redús.
- d. Kondisaun sósiu-ekonómiku iha área bele hasa'e.

### 3.5 Oráriu hosi Prosesu

Planu Utilizasaun Rai Partisipativu (PLUP) tenke hala'o uluk hanesan atividade pontu entrada hosi prosesu tomak. Tuirmai selesaun servisu estensaun floresta no agrikultura hanesan rezultadu hosi PLUP, hanesan mapa utilizasaun rai atuál no planu utilizasaun rai ba futuru, bele fornese matadalan ne'ebé klaru util ba iha servisu estensaun agrikultura no floresta potenciál iha lokalidade respetiva. Depois selesaun ba servisu estensaun no anúnsiu regulamentu suku iha serimónia tradisionál (Serimónia Tara Bandu), implementasaun programa mikro prioridade no institucionalizasaun regulamentu suku sei hahú, hanesan hatudu iha okos.

Process	Stage	Year 1												Year 2												Year 3											
		4	5	6	7	8	9	10	11	12	1	2	3	4	5	6	7	8	9	10	11	12	1	2	3	4	5	6	7	8	9	10	11	12			
1. Participatory land use planning	Stage 1	■																																			
	Stage 2				■																																
2. Selection of agriculture and forestry extension services / micro programs					■																																
3. Institutionalization of the village regulations														■												■											
4. Implementation of the priority extension services / micro programs														■												■											

Fonte: Ekipa Projetu JICA (2015)

#### Oráriu implementasaun jerál hosi prosesu respetiva (Versaun padraun)

Maske faze implementasaun hanesan ne'ebé hatudu iha leten realista liu ho konsiderasaun hosi kapasidade parseiru sira nian (ezemplu MAP, DNFGBH/DNCN, ONG, no comunidade lokál), prosesu, partikulármente PLUP, hanesan dada naruk. Atu habadak oráriu hosi servisu tomak, selesaun servisu estensaun bele hahú imediatamente depois planu utilizasaun rai remata simultáneu ho sesaun ba formulaun regulamentu suku. Ho nune'e, MAP no DNFGBH/DNCN bele hahú halo selesaun ba servisu estensaun (programa mikro) antes prosesu PLUP tomak ramata. Karik PLUP hahú iha fulan Maiu, servisu estensaun bele hahú iha fulan Agostu/Setembru iha tinan hanesan.

Process	Stage	Year 1												Year 2												Year 3											
		4	5	6	7	8	9	10	11	12	1	2	3	4	5	6	7	8	9	10	11	12	1	2	3	4	5	6	7	8	9	10	11	12			
1. Participatory land use planning	Stage 1	■																																			
	Stage 2				■																																
2. Selection of agriculture and forestry extension services / micro programs					■																																
3. Institutionalization of the village regulations														■												■											
4. Implementation of the priority extension services / micro programs														■												■											

Fonte: Ekipa Projetu JICA (2015)

#### Oráriu implementasaun jerál hosi prosesu respetiva (Versaun padraun)

Preparasaun posivel iha kondisaun ne'ebé implementadór sira iha terrenu (ezemplu funsionáriu MAP no DNFGBH/DNCN, ONG, no lider suku) ne'ebé iha kapasidade suficiente atu maneja ho própriu atividade sira no aloka rekursu nesásiu tuir tempu. Tan ne'e, maneira implementasaun tenke determina ho konsiderasaun ba kondisaun hanesan tuirmai:

- a. Kapasidade hosi Organizaçaun implementasaun (funsonáriu MAP/DNFGBH/DNCN no/ka ONG);
- b. Komunitade lokál ne'ebé okupadu, liuliu lider suku sira;
- c. Kooperasaun no lideransa hosi lider suku sira;
- d. Oráriu ne'ebé fó ba servisu; no
- e. Rekursu ne'ebé disponivel (rekursu umanu, meius transportasaun, no orsamentu) hosi organizaçaun implementasaun.

#### 4. Prosedimentu ba Introdusaun Mekanizmu CB-NRM iha Nivel Suku iha Faze Planeamentu no Avaliasaun (Faze 1)

Kapítulu ida-ne'e introdús prosedimentu ba atividade tuirmai, ho objetivu atu introdús mekanizmu CB-NRM iha faze planeamentu no avaliasaun.

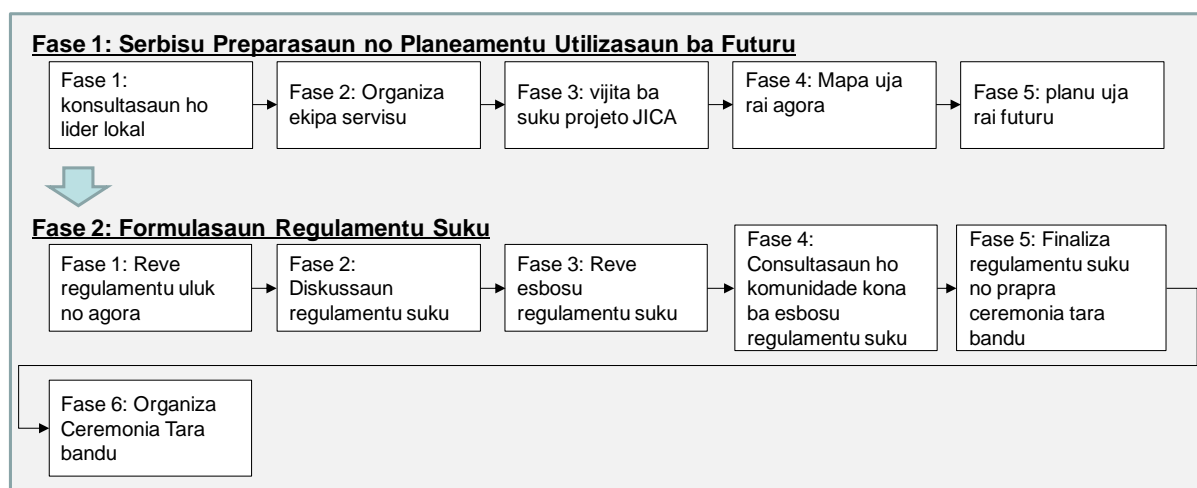
- Planeamentu utilizausaun rai partisipativu (PLUP)
- Selesaun ba servisu estensaun agrikultura no floresta (programa mikro)

##### 4.1 Faze 1.1: Planeamentu Utilizausaun Rai Partisipativu (PLUP)

Planeamentu utilizausaun rai partisipativu (PLUP) mak prosesu interativu atu kria ambiente ne'ebé di'ak, hodi lidera suku sira bele uza no maneja rekursu naturál sira (ezemplu, rai, floresta no bee) ho matenek no maneira ne'ebé sustentável. PLUP ninia objetivu, espesialmente atu:

- Ajuda lider suku no comunidade lokál sira, analiza utilizausaun rai no jestaun rekursu naturál pasadu no atuál, iha lokalidade;
- Fornese ba sira matadalan tékniku ne'ebé própriu, no utilizausaun rekursu naturál ne'ebé sustentável;
- Enkoraja sira, atu dezenvolve planu utilizausaun rai ba futuro no regulamentu suku, atu fasilita sira hodi proteje no maneja rekursu naturál tuir sira-nia iniciativa rasik;
- Kapasita sira, atu maneja rekursu naturál ho própriu no maneira ne'ebé sustentável.

Hanesan natureza hosi atividade, ninia prosesu kompostu hosi diálogu/diskusaun tradisionál série entre comunidade lokál uza rekursu naturál. Hanesan ilustra iha kraik, prosesu iha etapa rua (2): i) servisu preparasaun no planu utilizausaun rai ba futuro no ii) formulausaun regulamentu suku, iha totál pasu 11.



Pasu ne'ebé sei foti iha PLUP

Rekursu: Ekipa Projetu JICA (2015)

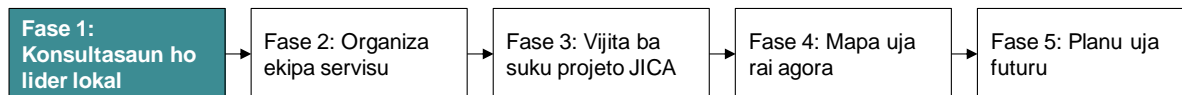
Hanesan ne'ebé deskreve iha kapítulu 3, posivel katak prosesu tuirmai, hanaran selesaun ba servisu estensaun agrikultura no floresta, bele hahú lalais depois etapa primeiru hotu, bainhira tipu servisu rua, i) selesaun ba servisu estensaun no ii) formulausaun regulamentu suku, bele hala'o dala ida de'it iha suku ne'ebé hanesan.

Ba detallu liu hosi prosedimentu implementasaun ba faze respetiva no pasu hosi PLUP deskreve iha sesaun tuirmai.

#### 4.1.1 Etapa 1: Serbisu Preparasaun no Planeamentu Utilizasaun ba Futuru

##### **【Faze 1.1-Etapa 1-Pasu 1】 Konsultasaun ho Lider Lokál**

Hanesan pasu primeiru hosi atividade, enkontru konsultasaun tenke hala'ó ho lider suku sira hosi suku tarjetu hodi konsulta ho sira kona-ba possibilidade hosi lala'ok PLUP.



##### (1) Objektivu

Objektivu prinsipál hosi enkontru konsultasaun mak atu hetan konsente priór hosi lider suku sira, kona-ba hala'ó atividade ba introdusaun no estabesimentu mekanizmu CB-NRM, liuliu hirak-ne'ebé iha relasaun ho PLUP. Tan ne'e, iha enkontru tenke introdús no diskute pontu xave hosi atividade ne'ebé inklui, maibé la limitadu ba tuirmai:

- Objektivu hosi CB-NRM no liña jerál hosi PLUP (objektivu, atividade prinsipál, no papél/responsabilidade hosi komunitade lokál);
- Oráriu hosi atividade/enkontru ne'ebé planeadu iha PLUP;
- Servisu individuál/grupu iha suku ba PLUP; no
- Rezultadu ne'ebé espera/rezultadu hosi PLUP.

##### (2) Partisipante ne'ebé Espera

Lider suku sira, hanaran, membru konsellu suku, tenke atende enkontru. Iha adisionál, lider sira hosi grupu liurai (grupu uma lisan) no individu xave seluk (ezemplu, ema ne'ebé iha rai luan) sei prefere envolve iha enkontru.

##### (3) Oráriu no Fatin

Enkontru loron sorin ka loron ida tenke hala'ó iha sede suku.

##### (4) Ajenda Enkontru ne'ebé Propoin

Tuirmai mak ajenda padraun ba enkontru.

**Ajenda Padraun ba Enkontru Konsultasaun**

Oras (OTL)	Atividade	Rekursu umanu
10:00-10:15	Sesaun 1: Introdusaun (Grupu DNF/MAP ho ONG) no objektivu hosi enkontru	DNFGBH/ Funsionáriu Fasilitadór Floresta Munisípiu/ONG
10:15-11:00	Sesaun 2: Konseitu no liña jerál hosi atividade CB-NRM	DNFGBH/ Funsionáriu Fasilitadór Floresta Munisípiu/ONG
11:00-11:15	Merenda	-
11:15-12:00	Sesaun 3: Atividade jerál ne'ebé planeadu iha PLUP ho oráriu servisu	DNFGBH/ Funsionáriu Fasilitadór Floresta Munisípiu/ONG
12:00-13:00	Pergunta no resposta Sesaun 4: konsultasaun ho lider komunitade lokál kona-ba aseitasaun atividade CB-NRM	DNFGBH/ Funsionáriu Fasilitadór Floresta Munisípiu/ONG
13:00-14:00	Han meidia	-

Rekursu: Ekipa Projetu JICA (2015)

##### (5) Matadalan Ba Enkontru

Enkontru konsultasaun tenke hala'ó ho prosedimentu hanesan tuirmai:

Sesaun 1: Introdús membru ne'ebé mai vizita suku no esplika objetivu hosi enkontru ba partisipante sira;

Sesaun 2: Introdús ba partisipante sira kona-ba konseitu, objetivu, no prosesu jerál hosi CB-NRM, no rezultadu ne'ebé espera hosi atividade CB-NRM liuhosi fahe esperiénsia iha projetu suku neen (6) ne'ebé projetu JICA CB-NRM servisu ba;

Sesaun 3: Esplika ba sira atividade prinsipál (ezemplu, enkontru no *workshop*) hosi PLUP, oráriu hosi atividade, no papél no responsabilidade ne'ebé espera hosi comunidade lokál, DNFGGBH/DNCN, edifísiu MAP Munisípiu ne'ebé interese, no ONG iha kursu PLUP nian.

Sesaun 4: Konfirma lider suku nia aseitasaun hodi hala'o PLUP no atividade CB-NRM seluk.



Minuta durante enkontru, diskusaun tenke hakerek iha suratahan boot no kadernu.

#### (6) Entrada (Rekursu Umanu no Materiál) ne'ebé Presiza

Entrada tuirmai mak presiza ba pasu ne'e.

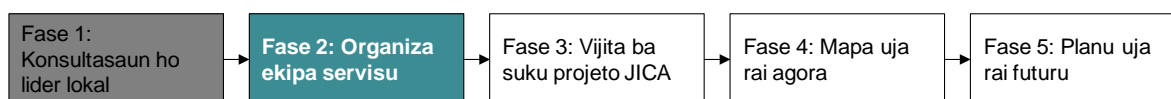
- a. Funsionáriu DNFGGBH/DNCN, Funsionáriu Floresta Munisípiu, no Guarda Floresta
- b. Fasilitadór/ONG
- c. Prepara materiál esplikativu transkreve iha suratahan boot, ne'ebé hatudu objetivu no atividade prinsipál hosi CB-NRM, liña jerál PLUP, no oráriu ba atividade
- d. Suratahan boot
- e. Markadór ho kór oioin
- f. fita-kola
- g. Merenda, bee no hahán meiodia ba partisipante sira

#### (7) Rezultadu ne'ebé espera

Simu unánime kona-ba atividade CB-NRM, liuliu hala'o atividade PLUP, sei hetan hosi partisipante sira.

## **[Faze 1.1-Etapa 1-Pasu 2] Formasaun Grupu Servisu iha Suku**

Grupu servisu ne'ebé sei sai hanesan parte importante iha diskusaun no enkontru PLUP tenke forma iha konsultasaun ho lider suku sira.



### (1) Objektivu

Objektivu hosi pasu ne'e mak atu forma grupu servisu ne'ebé kompostu hosi membru konsellu suku, hanaran Xefe Suku, Xefe Aldeia, mediador tradisionál suku, representante fetu, representante juventude, katekista, no sekretária suku. Parseiru importante seluk iha jestaun rekursu naturál iha Suku (ezemplu, lider hosi grupu liurai, ema ne'ebé iha rai luan, no mediador tradisionál aldeia) tenke envolve iha grupu ho klarifikasaun ho sira-nia papél no reponsabilidade iha prosesu PLUP. Iha prinsípiu, total hosi membru grupu servisu tenke ema na'in-20 to'o 25.

### (2) Partisipante ne'ebé Espera

Ema ne'ebé hanesan sei sai membru hosi grupu servisu tenke partisipante iha enkontru ne'e.

### (3) Oráriu no Fatin

Enkontru lora ida (1) tenke hala'o ba pasu ida-ne'e.

### (4) Ajenda Enkontru ne'ebé Propoin

Tuirmai mak ajenda padraun ba enkontru.

**Ajenda Padraun ba Enkontru Formasaun Grupu Servisu**

Oras (OTL)	Atividade	Rekursu umanu
10:00-10:15	Sesaun 1: Introdusaun objetivu hosi sesaun	DNF GBH/Funsiunáriu Floresta Munisípiu, Fasilitador/ONG
10:15-11:15	Sesaun 2: Nesesidade hosi formasaun grupu servisu no membru sira atu envolve iha grupu	Fasilitador /ONG
11:15-11:30	Merenda	-
11:30-12:30	Sesaun 3: Papél no responsabilidade hosi membru sira	Fasilitador/ONG
12:30-13:30	Han Meitudia	-
13:30-14:30	Sesaun 3: Papél no responsabilidade hosi membru sira	Fasilitador/ONG
14:30-15:00	Lista hosi membru sira ho sira-nia responsabilidade	DNFGBH/Funsiunáriu Floresta Munisípiu, Fasilitador/ONG

Fonte: Ekipa Projetu JICA (2015)

### (5) Matadalan ba Enkontru

Enkontru no diskusaun iha formasaun grupu servisu tenke hala'o tuir prosedimentu hanesan tuirmai:

Sesaun 1: Esplika *workshop* nia objetivu, oráriu, no rezultadu ne'ebé espera ba partisipante sira;

Sesaun 2 (1): Esplika nesesidade hosi formasaun grupu servisu ne'ebé foka liu kona-ba ninia





funsau ne'ebé espera iha prosesu PLUP.

Sesaun 2 (2): Fó sujestaun ba lider suku atu hili ema tuirmai hanesan membru hosi grupu servisu:

- Xefe Suku
- Xefe Aldeia
- Mediadór Tradisionál Suku
- Katekista
- Representante feto
- Representante juventude
- Sekretária suku
- Lider Grupu Liurai/uma lisan
- Rai na'in
- Mediadór Tradisionál Aldeia (Lia na'in)
- Ema seluk ne'ebé karik iha influénsia ba floresta no rekursu naturál seluk iha suku

Sesaun 3: Diskute kona-ba papél no responsabilidade hosi membru respetiva sira hosi grupu servisu.

**Ponta ba diskusaun ne'ebé efetivu**

*Iha inísiu, ita-boot tenke husu partisipante sira atu hato'o sira-nia idea kona-ba papél no responsabilidade hosi membru respetiva sira. Bainhira idea ne'ebé partisipante sira hato'o la suficiente no la apropriadu, ita-boot tenke fó tatudun no idea ne'ebé refere ba papél no responsabilidade defini hosi projetu JICA-MA CB-NRM hanesan ne'ebé hatudu iha **Apêndise-4.1** iha manuál ne'e.*

Diskusaun ne'ebé hala'o iha enkontru, liuliu iha sesaun 3 iha leten, tenke hakerek iha suratahan boot no kadernu.

**6) Entrada (Rekursu Umanu no Material) ne'ebé Presiza**

Entrada tuirmai mak presiza ba pasu ida-ne'e.

- a. Funsionáriu DNF|GBH/DNCN, Funsionáriu Floresta Munisípiu, no Guarda Floresta
- b. Fasilitadór sira/ONG
- c. Suratahan boot
- d. Markadór ho kór oioin
- e. Merenda, bee no hahán meiodia ba partisipante sira

**(7) Servisu ba Uma Depois Enkontru**

Rezultadu hosi diskusaun iha enkontru tenke kompila iha formatu hanesan iha Apêndise-4.1, atu fahe ba membru iha lista kona-ba papél membru ho grupu nia membru sira.

**(8) Rezultadu ne'ebé Espera**

Lista membru sira hosi grupu servisu ho papél no responsabilidade hosi membru respetiva sei prepara liuhosi enkontru.

### **[Faze 1.1-Etapa 1-Pasu 3] Vizita Estudu ba Suku Projetu JICA**

Membru sira hosi grupu servisu tenke lori ba suku projetu JICA-MAP CB-NRM ne'ebé mekanizmu CB-NRM introdús ona iha kursu projetu ne'e.



#### (1) Objektivu

Objetivu Prinsipál hosi vizita estudu ne'e atu ajuda membru sira hosi grupu servisu iha idea ne'ebé klaru kona-ba oinsá mekanizmu CB-NRM, partikulármente PLUP, bele muda suku nia situasaun no hadi'a vida moris komunitade lokál, liuhosi diálogu ho komunitade lokál iha suku ne'ebé vizita, no observa situasaun iha terrenu.

#### (2) Partisipante ne'ebé Espera

Pelumenus membru 10 hosi grupu servisu tenke hili atu hala'o vizita ne'e.

#### (3) Oráriu no Fatin

Loron ida sei uza ba vizita terrenu no diálogu ho komunitade sira iha suku ne'ebé vizita. Loron ida ka rua seluk karik presiza iha dalan antes no depois vizita.

#### (4) Ajenda Enkontru ba Sesaun

Tuirmai ne'e mak ajenda padraun ba enkontru.

**Ajenda Padraun ba Vizita Estudu**

Oras (OTL)	Atividade	Rekursu umanu
10:00-10:30	Sesaun 1: Introdusaun (partisipante no objetivu hosi vizita)	DNFGBH/Funionáriu Floresta Munisípiu/Fasilitadór/ONG
10:30-12:30	Sesaun 2: Fahe esperiénsia kona-ba atividade CB-NRM - Liña jerál no efetividade hosi regulamentu suku no planu utilizasaun rai ba futuro. - Atividade prinsipál ne'ebé hala'o iha prosesu PLUP - Papél no responsabilidade hosi lider suku - Suporta balu ne'ebé hetan hosi governu - Lisaun di'ak ne'ebé aprende (inklui merenda)	Fasilitadór/ONG iha suku ne'ebé vizita
12:30-13:30	Han meidia	-
13:30-14:30	Sesaun 3: Pergunta no resposta	Fasilitadór/ONG
14:30-15:30	Sesaun 4: Observasaun terrenu	Fasilitadór/ONG
15:30-16:00	Ramata	DNFGBH/Funionáriu Floresta Munisípiu/Fasilitadór/ONG

Rekursu: Ekipa Projetu JICA (2015)

#### (5) Matadalan be Enkontru

Enkontru ho komunitade hosi Suku ne'ebé vizita ba tenke hala'o tuir prosedimentu hanesan tuirmai.

Sesaun 1 (1): Introdús partisipante sira (membru hosi grupu servisu) hosi vizita estudu ba komunitade sira hosi suku ne'ebé vizita ba no vise versa;



Sesaun 1 (2): Esplika objetivu, oráriu no rezultadu ne'ebé espera hosi vizita estudu ba partisipante sira;

Sesaun 2: Husu lider suku ka komunitade sira suku ne'ebé vizita ba, atu esplika ba partisipante sira hosi vizita estudu, prosesu no liña jerál hosi Mekanizmu CB-NRM, foka ba pontu tuirmai:

- Liña jerál hosi regulamentu suku no planu utilizausaun rai ba futuru;
- Rezultadu ka mudansa ruma ne'ebé sira atinje dezde regulamentu suku hala'o;
- Atividade prinsipál ne'ebé komunitade sira hala'o dezde inísiu,
- Papél prinsipál hosi lider suku no membru sira seluk hosi grupu iha preparasaun no haforsa regulamentu suku;
- Koordenasaun ho governu ka suporta esternál hosi organizausaun seluk ba implementasaun ne'ebé efetivu hosi regulamentu suku; no
- Lisaun ne'ebé aprende no pratika di'ak ne'ebé hetan hosi prosesu PLUP no atividade CB-NRM seluk.

**Ponta ba diskusaun ne'ebé efetivu**

*Iha diskusaun, ita-boot tenke husik lider suku no komunitade hosi suku ne'ebé vizita ba atu esplika tópiku ne'ebé halista iha leten ba partisipante sira. Membru hosi grupu serbisu tenke iha oportunidade atu haree planu utilizausaun rai ba futuru no regulamentu suku, liuhosi diálogu ho komunitade ne'ebé vizita ba iha enkontru ne'e. Ida-ne'e sei ajuda partisipante sira hodi hetan imajen ne'ebé klaru hosi rezultadu prinsipál hosi atividade ne'e.*

Sesaun 3: Fasilita diskusaun entre partisipante sira hosi grupu serbisu no komunitade sira iha suku ne'ebé vizita ba; no

Sesaun 4: Lori partisipante sira ba to'os demonstrasaun no to'os individuál ne'ebé tékniku CB-NRM aplika ona, ezemplu, konservasaun rai no/ka kuda ai-kabelak no ai-industriál/ai-fuan.

(6) Entrada (Rekursu Umanu no Materiál) ne'ebé Presiza

Entrada hirak tuirmai mak presiza ba pasu ne'e.

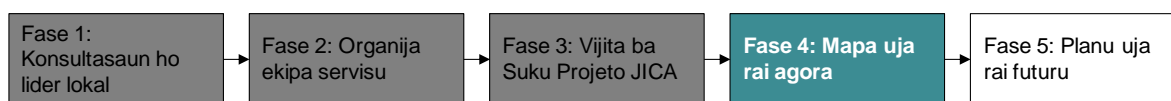
- a. Funsionáriu DNFGBH/DNCN, Funsionáriu Floresta Munisípiu, no Guarda Floresta
- b. Fasilitadór/ONG
- c. Meius Transporte ba partisipante sira
- d. Kadeira no fatin ba enkontru iha suku ne'ebé vizita ba
- d. Kópia hosi regulamentu suku ho mapa utilizausaun rai ba futuru hosi suku ne'ebé vizita ba
- e. Merenda, bee no hahán meiudia ba partisipante sira
- f. Akomodasaun ba partisipante sira, karik presiza

(7) Rezultadu ne'ebé Espera

Membru sira hosi grupu servisu bele haklean sira-nia komprensaun kona-ba mekanizmu CB-NRM, liuliu PLUP, kona-ba ninia atividade, rezultadu ne'ebé posivel, no sira-nia papél iha prosesu.

## **[Faze 1.1-Etapa 1-Pasu 4] Mapa Utilizasaun Rai Atuál**

Grupu servisu sei identifika utilizasaun rai padraun iha suku no tau marka ba baliza hosi utilizasaun rai atuál uza fotografia aéreu ho asisténsia hosi Fasilitadór/ONG.



### (1) Objektivu

Objektivu prinsipál hosi enkontru ne'e mak atu ajuda membru sira hosi grupu servisu atu avalia utilizasaun rai padraun iha suku, no halo mapa utilizasaun rai atuál uza fotografia aéreu kobre territóriu suku ne'e. Mapa utilizasaun rai atuál sei uza hanesan mapa baze ba planu utilizasaun rai ba futuro ho pasu tuir PLUP nian, sesaun mós ho objektivu atu ajuda membru sira:

- Komprende utilizasaun rai atuál no rekursu ne'ebé uza iha sira-nia lokalidade;
- Marka baziza ba utilizasaun rai padraun iha fotografia aéreu ne'ebé kobre suku ne'e;
- Aumenta/marka rai importante prinsipál no informasaun seluk hosi floresta no rekursu naturál sira seluk iha suku ba fotografia aéreu; no
- Identifika fatin krítiku ne'ebé sunu rai arbiru akontese dala barak.

### (2) Partisipante ne'ebé Espera

Membru hotu-hotu hosi grupu servisu tenke partisipa iha enkontru.

### (3) Oráriu no Fatin

Enkontru loron rua sei hala'o iha sede suku.

### (4) Ajenda Enkontru ne'ebé Propoin

Ajenda tuirmai mak padraun ba enkontru.

#### **Ajenda padraun ba enkontru halo Mapa Utilizasaun Rai Atuál**

##### **Loron da-1**

Oras (OTL)	Sesaun	Rekursu umanu
10:00-10:30	Sesaun 1: Liña jerál hosi sesaun (objektivu, atividade no oráriu)	DNFGBH/Funisionáriu Floresta Munisípiu/Fasilitadór/ONG
10:30-11:00	Sesaun 2: Apresentasaun mapa fotografia aéreu no rekursu mapa (karik disponivel)	Fasilitadór/ONG
11:00-11:15	Merenda	-
11:15-12:30	Sesaun 3: Tau marka rai importante prinsipál ba mapa fotografia aéreu	Fasilitadór/ONG
12:30-13:30	Han meuidia	-
13:30-16:30	Sesaun 4: Tau marka ba baliza ba utilizasaun rai atuál ba fotografia aéreu	Fasilitadór/ONG

##### **Loron da-2**

Oras (OTL)	Atividade	Rekursu umanu
10:00-10:30	Revee sesaun loron da-1	Fasilitadór/ONG
10:30-12:30	Sesaun 4: Tau marka ba baliza ba utilizasaun rai atuál ba fotografia aéreu (inklui merenda)	Fasilitadór/ONG
12:30-13:30	Han meuidia	-
13:30-16:00	Sesaun 5: Klasifikasaun ba área floresta no informasaun adisionál seluk ba fotografia aéreu	Fasilitadór/ONG
16:00-16:30	Klarifikasaun no pergunta Esplikasaun ba pasu tuirmai	DNFGBH/Funisionáriu Floresta Munisípiu/Fasilitadór/ONG

Rekursu: Ekipa Projetu JICA (2013)

## (5) Matadalan ba Enkontru

Fotografia aéreu ho tamañu A0 ne'ebé kobre territóriu suku tomak tenke prepara no imprime uluk antes hala'ó enkontru. Eskala hosi fotografia di'ak liu ho eskala hosi 1/7,500 to'ó 1/15,000, depende suku nia tamañu no forma.



- Sesaun 1: Esplika *workshop* nia objetivu, oráriu no rezultadu ne'ebé espera ba partisipante sira;
- Sesaun 2 (1): Tau fotografia aéreu ho tamañu A0 iha fatin kabelak boot ne'ebé boot liu hosi fotografia aéreu, hodi hatudu fotografia aéreu ba partisipante sira (Karik hala'ó PRA antes PLUP, rekursu mapa suku nian tenke apresenta ba partisipante sira hamutuk ho fotografia aéreu);
- Sesaun 2 (2): Ajuda partisipante sira interpreta fotografia aéreu;
- Sesaun 3 (1): Tau plástiku transparente ho tamañu A0 iha fotografia aéreu, atu nune'e partisipante sira bele dezeńha liña no marka símbolu direktamente iha fotografia aéreu;
- Sesaun 3 (2): Husu partisipante sira atu tau marka prinsipál ba rai, hanesan i) baliza hosi aldeia, ii) mota no mota-oan iii) estrada, iv) hela-fatin, v) uma/fatin lulik, no vi) rekursu bee, iha plástiku transparente ;
- Sesaun 4 (1): Tau tan plástiku transparente seluk iha fotografia aéreu leten.
- Sesaun 4 (2): Husu partisipante sira atu klasifika suku nia territóriu ba tipu balu hosi utilizasaun rai, hanesan, i) floresta, ii) área ba to'os muda ba-mai, iii) to'os permanente, iv) plantasaun kafé, v) rai ho du'ut, no vi) seluk, no marka mós baliza hosi rai ne'ebé uza iha plástiku transparente;
- Sesaun 4 (3): Husu sira atu klasifika tan floresta iha termu i) densidade hosi páliu baboton iha floresta (hanesan densidade nakonu/besik nakonu, densidade médiu, densidade uitoan, no nakloke) no ii) espésie ai prinsipál nia tipu (ezemplu, *Eucalyptus alba*, *Eucalyptus urophylla*, seluk, no kahur) no aumenta informasaun kona-ba tipu floresta iha plástiku transparente.
- Sesaun 5 (1): Hasai plástiku transparente ho fotografia aéreu no tau fali plástiku transparente foun iha fotografia aéreu nia leten.
- Sesaun 5 (2): Husu partisipante sira atu marka i) área ne'ebé uza ba fatin animál han arbiru, ii) fatin ba kolesaun ai-sunu, iii) fatin krítiku ne'ebé sunu rai dala barak akontese, no iv) fatin balu ho kategoria hanesan área komún, iha plástiku transparente.

Durante sesaun, diskusaun ne'ebé halo hosi partisipante sira iha enkontru tenke hakerek iha suratahan boot, atu nune'e partisipante sira bele hetan tuir diskusaun. Minuta hosi diskusaun tenke hakerek iha tempu hanesan.

## (6) Entrada (Rekursu umanu no materiál) ne'ebé Presiza

Entrada tuirmai mak presiza ba pasu ida-ne'e.

- a. Funsionáriu DNFBGH/DNCN, Funsionáriu Floresta Munisípiu, no Guarda Floresta
- b. Fasilitadór/ONG
- c. Fotografia aéreu ho eskala 1/7,500 - 1/15,000
- d. Plástiku transparente ne'ebé bele kobre fotografia aéreu ho tamañu A0, lulun ida
- e. Fatin kabelak hosi ai ho tamañu boot liu fotografia aéreu
- f. Markadór ho kór oioin no metan
- g. Fita-kola
- h. Suratahan boot
- i. Merenda, bee no hahán meiodia ba partisipante sira


#### (7) Servisu ba Uma Depois Enkontru

Dadus no Informasaun hotu ne'ebé tau iha plástiku transparante tenke hamuda ba plástiku transparante ida liuhosi tau plástiku transparente foun iha hirak-ne'ebé uza iha terrenu nia leten no fotografia aéreu no dada liña no símbolu/marka rai iha plástiku foun. Liña sira tenke refina no símbolu/marka rai/lejenda hosi mapa, tenke dezenvolve iha komputadór no imprime iha plástiku transparente foun, atu nune'e plástiku bele uza hanesan suku nia mapa utilizaun rai atuál liuhosi tau mapa ne'e iha fotografia aéreu leten.

Apéndise-4.2 hatudu amostra hosi mapa utilizaun rai atuál, ne'ebé prepara ba ida hosi suku projetu JICA-MAP CB-NRM liuhosi prosesu ne'ebé deskreve iha leten.

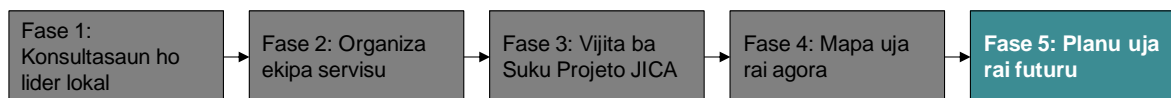
#### (8) Rezultadu ne'ebé Espera

Mapa utilizaun rai atuál ne'ebé hatudu utilizaun rai agora no tipu floresta ho informasaun kona-ba rekursu naturál seluk (bele refere ba Apéndise-4.2.) sei dezenvolve.



## **[Faze 1.1-Etapa 1-Pasu 5] Planeamentu Utilizasaun Rai ba Futuru**

Grupu servisu tenke diskute no determina utilizasaun rai ba futuro hosi suku hodi fasilita komunitade lokál iha suku atu mantén no hadi'a qualidade hosi rekursu naturál sira, hanesan floresta, rai, bee-matan ba jersaun tuirmai.



### (1) Objektivu

Objektivu prinsipál hosi enkontru mak atu ajuda membru hosi grupu servisu avalia estensaun floresta no degradasaun rai iha suku no dezenvolve planu utilizasaun rai ba futuro ho objektivu atu atinje jestaun rekursu naturál bazeia ba floresta sustentável (ezemplu, floresta, rai, moris fuik no bee) no hadi'a vida moris komunitade lokál iha suku. Liuliu, enkontru tenke ajuda membru sira:

- Apresia ambiente no floresta nia funsaun ekonómiku iha suku, naturalmente hanesan sira-nian (ezemplu konservasaun bee, protesau rai-leten, no produsaun ai no produktu la'ós ai);
- Apresia valór hosi rekursu naturál bazeia ba floresta (ezemplu, ai-kabelak, produktu la'ós ai, no bee) ne'ebé disponivel iha sira-nia lokalidade no sira-nia vulnerabilidade bainhira floresta degradu;
- Avalia ne'ebé kauza degrasaun floresta no afeta adversa potenciál ne'ebé kauza hosi degradasaun floresta;
- Avalia no hamosu aproximasaun posivel ne'ebé sira bele foti atu mantén no hadi'a floresta nia funsaun no rekursu naturál ne'ebé ho folin boot; no
- Identifika opsaun utilizasaun rai futuro ne'ebé posivel respetiva ba utilizasaun rai atuál.

### (2) Partisipante ne'ebé Espera

Membru hotu-hotu hosi grupu servisu tenke partisipa iha enkontru.

### (3) Oráriu no Fatin

Enkontru loron rua tenke hala'o iha sede suku.

### (4) Ajenda Enkontru ne'ebé Propoin

Ajenda tuirmai mak hanesan padraun ba planu utilizasaun rai ba futuro.

#### **Ajenda Enkontru Padraun ba Planu Utilizasaun Rai ba Futuru**

##### **Loron da-1**

<b>Oras (OTL)</b>	<b>Sesaun</b>	<b>Rekursu umanu</b>
10:00-10:30	Sesaun 1: Liña jerál hosi enkontru (objektivu, atividade no oráriu)	DNFGBH/Funionáriu Floresta Munisípiu/Fasilitadór/ONG
10:30-11:00	Sesaun 2: Apresentasaun mapa utilizasaun rai atuál	Fasilitadór/ONG
11:00-11:15	Merenda	-
11:15-12:30	Sesaun 3: Diskusaun kona-ba floresta no rekursu naturál nia funsaun no valór	Fasilitadór/ONG
12:30-13:30	Han Mejudia	-
13:30-14:30	Sesaun 4: Diskusaun kona-ba pratika jestaun floresta no rekursu naturál atuál	Fasilitadór/ONG
14:30-15:30	Sesaun 5: Diskusaun kona-ba estensaun/kauza hosi degradasaun floresta no rekursu naturál	Fasilitadór/ONG

Oras (OTL)	Sesaun	Rekursu umanu
15:30-16:30	Sesaun 6: Diskusaun kona-ba regra potenciál kona-ba utilizausaun no jestaun floresta no rekursu naturál	Fasilitadór/ONG

**Loron da-2**

Oras (OTL)	Sesaun	Rekursu umanu
10:00-10:30	Revee sesaun loron da-1	Fasilitadór/ONG
10:30-11:30	Sesaun 6: Diskusaun kona-ba regra potenciál kona-ba utilizausaun no jestaun floresta no rekursu naturál (kontinuasaun) (inklui merenda)	Fasilitadór/ONG
11:30-12:30	Sesaun 7: Avalia nesesidade hodi troka klasifikasaun utilizausaun rai atuál	Fasilitadór/ONG
12:30-13:30	Han Mejudia	-
13:30-16:00	Sesaun 8: Preparasaun planu utilizausaun rai ba futuru	Fasilitadór/ONG
16:00-16:30	Klarifikasaun no pergunta Esplikasaun ba pasu tuirmai	DNFGBH/Funsióariu Floresta Munisípiu/Fasilitadór/ONG

Rekursu: Ekipa Projetu JICA (2015)

**(5) Matadalan ba Enkontru**

Enkontru no diskusaun ba planeamentu utilizausaun rai ba futuru tenke hala'o tuir prosedimentu hanesan tuirmai:

Sesaun 1: Esplika *workshop* nia objetivu, oráriu, no rezultadu ne'ebé espera ba partisipante sira;

Sesaun 2: Aprezenta mapa utilizausaun rai atuál ne'ebé halo iha pasu 4 no husu partisipante sira atu konfirma karik suku nia mapa utilizausaun rai atuál no rekursu naturál relevante ba sira-nia vida moris aprezenta ho loos.



Sesaun 3: Husu partisipante sira atu diskute no determina funsaun no valór hosi respetiva utilizausaun rai/tipu floresta ne'ebé representa iha mapa utilizausaun rai atuál.

Sesaun 4 (1): Husu sira atu diskute no determina prátika jestaun atuál (ezemplu, kolleita ai, koleasaun ai-sunu, kasa, husik animál han arbiru, no koleasaun bani-been) hosi respetiva utilizausaun rai/tipu floresta ne'ebé representa iha mapa utilizausaun rai atuál.

Sesaun 4 (2): Husu sira atu avalia importánsia hosi respetiva utilizausaun rai/tipu floresta iha mapa utilizausaun rai atuál.

**Ponta ba diskusaun ne'ebé efetivu**

a. Priór ba enkontru, ita-boot tenke prepara formatu ba diskusaun iha sesaun 3 no 4. **Apêndise-4.3** hatudu formatu ne'ebé uza iha suku projetu JICA ho objetivu hanesan.

b. *Formatu nia objetivu mak atu fasilita diskusaun liuhosi halo komparausaun utilizausaun rai atuál ho sira-nia funsaun, prátika, no importánsia. Ida-ne'e bele fasilita diskusaun ho partisipante sira*



Sesaun 5: Diskute kona-ba estensaun no kauza hosi degradasaun floresta no rai hosi respetiva utilizasaun rai/tipu floresta, foka ba vulnerabilidade hosi área ne'ebé nakloke ba erozaun rai ka degrasaun rai;

Sesaun 6: Diskute no hamosu regra potensíal (bele halo no labele halo) kona-ba utilizasaun no jestaun hosi respetiva utilizasaun rai/tipu floresta hanesan mós rekursu naturál importante sira (ezemplu, bee-matan).

**Ponta ba diskusaun ne'ebé efetivu**

*Iha diskusaun, ita-boot tenke gia no ajuda sira, dezenvolve regra ne'ebé fasilita sira atu maneja rekursu naturál ho própriu iha liña ho regulamentu governo ne'ebé eziste. Tuirmai mak regra posivel ne'ebé bele aplika ba floresta naturál ho densidade diferente hosi páliu baboton .*

**Floresta ho densidade ai-nakon**

*i) Bandu tebetebes hodi tesi ai, sunu, husik animál han arbiru, no halo to'os.*

**Floresta ho densidade ai-nato'on**

*i) Permite tesi ai ba doméstika de'it no objetivu rituál ho lisensa hosi lider suku, rai-na'in no MAP;*

*ii) Bandu atu husik animál han arbiru; no*

*iii) Bandu tebetebes atu sunu no halo to'os.*

**Floresta ho densidade ai-uitoan**

*i) Permite tesi ai ba doméstika de'it no objetivu ritual ho lisensa hosi lider suku, rai-na'in, no MAP;*

*ii) Animál bele husik han iha área ne'e só durante tempu-udan ho lisensa hosi rai na'in;*

*iii) Bandu tebetebes sunu-rai; no*

*iv) Permite atu kuda ai-fuan no ai-industriál*

*Regra kona-ba jestaun utilizasaun rai seluk tenke determina ho maneira hanesan.*

Sesaun 7: Husu partisipante sira atu avalia, karik suku nia utilizasaun rai atuál presiza troka.

**Ponta ba diskusaun ne'ebé efetivu**

*Ita-boot tenke sujere ba sira atu fó atensaun ba rai/jestaun rai atu mantén no aumenta rai nia produtividade, tanba maioria área rurál iha Timor-Leste ne'e vulneravel ba erozaun rai iha jerál. Konsekuénsia, partisipante tenke sujere atu haree ba possibilidade ne'ebé:*

*i) área sira ne'ebé uza agora ba to'os muda ba-mai bele konverte ba ne'ebé sustentável liu ka forma ne'ebé di'ak ba ambiente, hanesan, plantasaun kafé/ai-fuan, produsaun floresta, no/ka to'os permanente/fixu ho agro-floresta no tékniku agrikultura rai- lolon;*

*ii) Floresta naturál ho densidade ai uitoan bele hadi'a/aumenta ninia klasifikasaun ba floresta ho densidade ai nato'on liuhosi kuda ai-kabelak no espésie seluk;*

*iii) Floresta ho densidade ai nato'on bele aumenta ninia klasifikasaun ba floresta ho densidade ai nakonu liuhosi asiste floresta sira ho rejenera naturál ka kuda ai;*

*iv) Rai ho du'ut no rai-mamuk bele refloresta liuhosi kuda ai-kabelak ka espésie koto; no*

*v) Área ne'ebé serteza bele aloka eksklusivamente ba fatin husik animál.*

Sesaun 8 (1): Prepara matrís ne'ebé hatudu iha Apêndise-4.4, ne'ebé kontraste ho utilizasaun rai atuál, ho possibilidade opsaun utilizasaun rai ho rekomondasaun prátika jestaun rai; no

Sesaun 8 (2): Tau plástiku transparente ho mapa utilizaun rai atuál no fotografia aéreu no husu partisipante sira atu demarka baliza hosi opsaun utilizaun rai ba futuru iha plástiku transparente uza hirak-ne'ebé hosi utilizaun rai atuál.

Hanesan iha enkontru mapa utilizaun rai atuál, diskusaun hotu-hotu tenke hakerek iha suratahan boot, atu nune'e membru sira bele revee no komprende saida mak sira diskute. Minuta hosi diskusaun tenke mós hakerek ho simultante.

#### (6) Entrada ( Rekursu Umanu no Materiál) ne'ebé Presiza

Entrada tuirmai mak presiza ba pasu ne'e.

- Funsonáriu DNFGBH/DNCN, Funsonáriu Floresta Munisípiu, no Guarda Floresta
- Fasilitadór/ONG
- Fotografia aéreu ho eskala 1/7,500 - 1/15,000
- Mapa utilizaun rai atuál (plástiku transparente ho baliza, símbolu, no lejenda hosi suku nia mapa utilizaun rai atuál)
- Plástiku transparente ne'ebé kobre fotografia aéreu ho tamañu A0, lulun ida
- Fatin kabelak hosi ai ho tamañu boot liu fotografia aéreu
- Markadór kór metan no kór seluk
- Fita-kola
- Suratahan boot
- Merenda, bee no hahán meiodia ba partisipante sira

#### (7) Servisu ba Uma Depois Enkontru

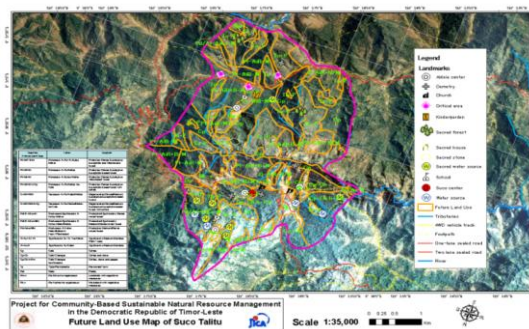
Mapa utilizaun rai ba futuru tenke refina liuhosi transfere informasaun (hanesan, baliza, símbolu, no marka rai) ne'ebé transkreve iha plástiku transparente iha suku ba plástiku transparente foun ho maneira hanesan ho planu utilizaun rai atuál ne'ebé refina. Símbolu, marka rai, no lejenda iha mapa prefere liu prepara ho komputadór no imprime iha plástiku transparente foun ho refinamentu hosi baliza iha utilizaun rai ba futuru. Mapa utilizaun rai ba futuru hatudu iha **apêndise-4.4** tenke dezenvolve ikus. Iha parte seluk, dados no informasaun ne'ebé transkreve iha matrís ne'ebé prepara iha sesaun 8, tenke tau kódigu iha formatu MS (*Microsoft*) word no finaliza tabela hanesan ne'ebé hatudu iha **apêndise-4.4**.

#### (8) Rezultadu ne'ebé Espera

Rezultadu tuirmai tenke prepara iha pasu ne'e-nia parte ikus liu .

- Mapa utilizaun rai ba futuru ho eskala hanesan ho mapa utilizaun rai atuál iha plástiku transparente.
- Tabela ho prátika jestaun ne'ebé propoin kona-ba respetiva utilizaun rai ba futuru

**Apêndise-4.4** hatudu amostra hosi rezultadu rua, ne'ebé prepara iha kursu hosi projetu JICA-MAP CB-NRM.

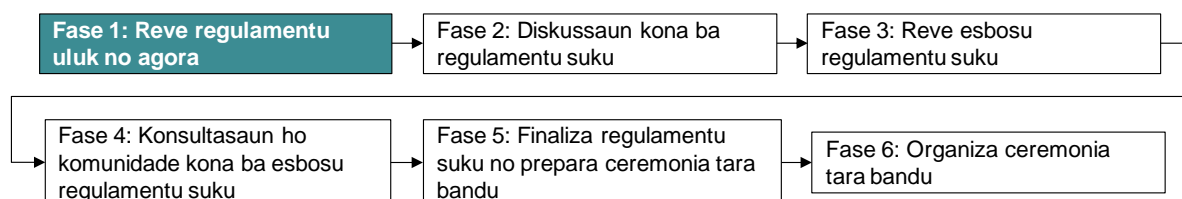


## 4.1.2 Etapa 2: Formulasau Regulamentu Suku

Hanesan esplika iha sesaun 3.5, karik posivel atu hahú selesaun ba servisu estensaun floresta no agrikultura ne'ebé deskreve iha seksaun 4.2, paralelu ho formulasau regulamentu suku, prosedimentu sira mak deskreve iha kraik ne'e.

### **[Faze 1.1-Etapa 2-Pasu 1] Revee regra suku pasadu no ne'ebé eziste**

Hanesan pasu dahuluk ba formulasau regulamentu suku, grupu servisu tenke reeve regra no norma kulturál kona-ba jestaun rekursu naturál iha suku no avalia sira, karik sira sei bele uza hanesan regra iha suku.



#### (1) Objektivu

Objetivu prinsipál hosi enkontru ne'e mak atu ajuda membru sira hosi grupu servisu, atu reve no avalia regra no regulamentu pasadu no ne'ebé eziste, kona-ba jestaun floresta no rekursu naturál sira seluk iha suku. Iha diskusaun ne'e, membru sira sei haree, karik sira-nia regra no regulamentu kulturál bele sei efetivu iha kontestu suku agora. Liuliu, enkontru nia objetivu atu ajuda membru sira:

- Revee regra kulturál ne'ebé sira tuir ona iha respetiva tempu, hanaran i) durante tempu koloniál Portugés (1975), ii) durante períodu iha kontrola governasaun Indonézia nian (1975 - 1999), no iii) depois independénsia (2002);
- Avalia vantajen no dezvantajen hosi regra tempu uluk no atuál; no
- Revee sistema operasaun (ezemplu, kobertura, multa no penaltu impoin, korpu ne'ebé responsavel hodi obriga, no métodu/sistema atu haforsa regra) hodi implementa regra respetiva tempu.

#### (2) Partisipante ne'ebé Espera

Membru sira hotu hosi grupu servisu tenke partisipa iha enkontru.

#### (3) Oráriu no Fatin

Enkontru loron ida tenke hala'o iha sede suku.

#### (4) Ajenda Enkontru ne'ebé Propoin

Tuirmai mak ajenda padraun ne'ebé propoin ba enkontru.

#### **Ajenda Padraun ba Enkontru atu Revee Regra Kulturál**

Tempu	Sesaun	Rekursu umanu
10:00-10:30	Sesaun 1: Liña jerál hosi enkontru (objetivu, atividade no oráriu)	DNFGBH/Funsionáriu Floresta munisípiu/ Fasilitadór/ONG
10:30-12:30	Sesaun 2: Liña jerál hosi regra pasadu no atuál kona-ba jestaun rekursu naturál iha suku (atividade ne'ebé bandu)	Fasilitadór/ONG
12:30-13:30	Merenda	-
13:30-15:00	Sesaun 2: Liña jerál hosi regra pasadu no atuál kona-ba jestaun rekursu naturál	Fasilitadór/ONG

Tempu	Sesaun	Rekursu umanu
	iha suku (korpu ne'ebé responsavel, sistema implementasaun, multa no penaltu)	
15:00-16:00	Sesaun 3: Regra nia vantajen no dezvantajen	Fasilitadór/ONG
16:00-16:30	Klarifikasaun no pergunta Esplikasaun b pasu tuirmai	DNFGBH/Funionáriu Floresta munisípiu/ Fasilitadór/ONG

Fonte: Ekipa Projetu JICA (2015)

## (5) Matadalan ba Enkontru

Enkontru no diskusaun atu revee regra/norma sira hosi pasadu no ne'ebé eziste hela tenke hala'o tuir prosedimentu hanesan tuirmai:

Sesaun 1: Esplika *workshop* nia objetivu, oráriu, no rezultadu ne'ebé espera ba partisipante sira.

Sesaun 2 (1): Husu partisipante sira atu fahe sira-nia impresaun hosi regra no regulamentu pasadu no ne'ebé eziste kona-ba jestaun rekursu naturál iha suku, haree hosi ninia efetividade no kbiit.



Sesaun 2 (2): Husu sira atu avalia regra pasadu no ne'ebé eziste lihosu diskusaun aspetu sira tuirmai:

- Asaun/atividade ne'ebé bandu ho haree ba jestaun rekursu naturál no floresta,
- Ema ka grupu ne'ebé responsavel atu hametin regra,
- Multa no penaltu ba violasaun,
- Haforsa/sistema implementasaun, no
- Regra seluk (asaun/atividade ne'ebé bandu ho haree ba asuntu seluk);

### **Ponta ba diskusaun ne'ebé efektivu**

*Iha enkontru priór, ita-boot tenke prepara formatu entrada iha suratahan boot, hanesan hatudu iha kraik. Iha diskusaun, dahuluk, ita-boot tenke sujere grupu servisu atu sura ida-ida suku nia regra (asaun/atividade ne'ebé bandu) kona-ba jestaun rekursu naturál tuir respetiva tempu, no depois husu sira atu esplika regra iha termu pontu hirak tuirmai:*

- i) Ema ne'ebé responsavel ba implementasaun regulamentu;*
- ii) Multa/penaltu ba violasaun; no*
- iii) Sistema implementasaun (oinsá atu implementa no haforsa regra).*

Aspetu ne'ebé diskute	Tempu Portugés	Tempu Indonézia	Depois Independénsia
1. Impresaun jerál			
2. Atividade ne'ebé bandu			
3. Atividade ne'ebé permite			
4. Sistema implementasaun no ema ne'ebé responsavel			
5. Multa no penaltu			
6. Vantajen no dezvantajen			
7. Dezenvolvimentu nesésáriu			

Fonte: Ekipa Projetu JICA (2015)

Sesaun 3 (1): Husu sira atu haree regra nia vantajen no dezvantajen iha tempu respetiva, no avalia karik regra ka parte hosi regra ne'e bele uza hanesan sira-nia regulamentu.

Sesaun 3 (2): Husu sira atu diskute mudansa/revizaun nesesáriu atu halo iha regra atu uza sira hanesan regulamentu foun.

Sesaun 3 (3): Prenxe rezultadu nia diskusaun iha leten iha formatu.

Diskusaun hotu-hotu ne'ebé halo hosi partisipante sira tenke hakerek iha suratahan boot, atu nune'e sira bele reeve no komprende saida mak sira diskute. Minuta hosi diskusaun, tenke foti simultante.

#### (6) Entrada (Rekursu Umanu no Materiál) ne'ebé presiza

Entrada tuirmai mak presiza ba pasu ne'e.

- a. Funsionáriu DNFGBH/DNCN, Funsionáriu Floresta Munisípiu, no Guarda Floresta
- b. Fasilitadór/ONG
- c. Prepara suratahan boot ho hatama formatu
- d. Markadór ho kór oioin
- e. Fita-kola
- f. Suratahan boot
- g. Merenda, bee no hahán meiodia ba partisipante

#### (7) Servisu ba Uma depois Enkontru

Rezultadu hosi diskusaun mós tenke hatama kódigu no kompila ba formatu ne'ebé halo iha *MS excel*. Iha tempu hanesan, lista atividade ne'ebé bandu, ne'ebé grupu servisu konkorda hanesan regra kona-ba jestaun rekursu naturál iha suku, tenke prepara.

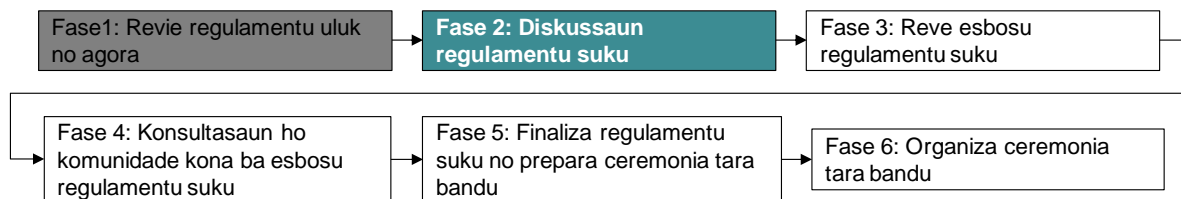
#### (8) Rezultadu ne'ebé Espera

Dadus no informasaun tuirmai ne'ebé bele uza hanesan parte hosi regulamentu suku, bele identifika no halo iha liña jerál.

- Norma/regra kulturál kona-ba jestaun rekursu naturál (atividade ne'ebé bandu) iha suku
- Sistema no estrutura ba implementasaun/haforsa regra no regulamentu
- Dezenvolvimentu ne'ebé halo iha regra

## **[Faze 1.1-Etapa 2-Pasu 2] Diskusaun Ezbosu Regulamentu Suku**

Bazeia ba diskusaun iha pasu 1, faze 2, membru sira hosi grupu servisu tenke diskute liután sira-nia regulamentu suku atu hamosu versaun ezbosu hosi regulamentu suku ne'ebé hakerek.



### (1) Objektivu

Objetivu prinsipál hosi enkontru ne'e mak atu ajuda membru sira hosi grupu servisu, dezenvolve regulamentu suku foun, ne'ebé la'ós de'it kobre jestaun rekursu naturál, maibé, mós norma sosiál iha suku. Liuliu, enkontru nia objetivu mak atu ajuda membru sira:

- Determina atividade/asaun ne'ebé bandu ba jestaun floresta no rekursu naturál sustentável;
- Identifika regra no bandun atu mantén ordenansa sosiál iha suku;
- Dezenvolve sistema ne'ebé simples atu implementa no haforsa regra sein suporta esterna iha futuru;
- Decide sistema organizaun atu implementa no haforsa regulamentu iha suku; no
- Determina multa ne'ebé realístiku no penaltu ba ema violadór sira.

### (2) Partisipante sira ne'ebé Espera

Membru hotu-hotu hosi grupu servisu tenke participa iha enkontru.

### (3) Oráriu no Fatin

Enkontru loron rua tenke hala'o iha sede suku.

### (4) Ajenda Enkontru ne'ebé Propoin

Tuirmai mak ajenda padraun ba enkontru.

#### **Ajenda Padraun ba Enkontru iha Diskusaun kona-ba Regulamentu Suku**

##### **Loron da-1**

<b>Oras (OTL)</b>	<b>Sesaun</b>	<b>Rekursu umanu</b>
10:00-10:30	Sesaun 1: Liña jerál hosi enkontru (objetivu, atividade, no oráriu)	DNFGBH/Funsiunáriu Floresta Munisípiu/ Fasilitadór/ONG
10:30-11:15	Sesaun 2: Apresentasaun rezultadu hosi pasu 5 no 6 (mapa utilizasaun rai ba futuru, pratika jestaun tipu utilizasaun rai ne'ebé propoin, no regulamentu pasadu no ne'ebé eziste, ne'ebé efetivu ba jestaun rekursu naturál)	Fasilitadór/ONG
11:15-11:30	Merenda	-
11:30-12:30	Sesaun 3: Diskusaun kona-ba objetivu hosi regulamentu suku	Fasilitadór/ONG
12:30-13:30	Han meuidia	-
13:30-14:30	Sesaun 4: Diskusaun kona-ba tipu konteúdu hosi regulamentu suku	Fasilitadór/ONG
14:30-16:30	Sesaun 5: Diskusaun kona-ba regulamentu suku - Regulamentu kona-ba utilizasaun rekursu naturál (Kapítulu 5) - Pratika jestaun floresta no rai ho própriu (Kapítulu 4) - Regra/norma sosiál (Kapítulu 3) - Regra kona-ba jestaun pekuária (Kapítulu 6)	Fasilitadór/ONG

**Loron da-2**

Oras (OTL)	Sesaun	Rekursu umanu
10:00-10:30	Revee sesaun loron da-1	Fasilitadór/ONG
10:30-12:30	Sesaun 5: Diskusaun kona-ba regulamentu suku - Organizaesun ne'ebé responsavel ba implementasaun (Kapítulu 7) - Sistema implementasaun ba regulamentu (Kapítulu 8) (inklui merenda)	Fasilitadór/ONG
12:30-13:30	Han mejudia	-
13:30-16:00	Sesaun 5: Diskusaun kona-ba regulamentu suku - Monitorizasaun no habelar informasaun (Kapítulu 9) - Rendimentu no gastu (Kapítulu 10) - Multa no penaltu (Kapítulu 11)	Fasilitadór/ONG
16:00-16:30	Klarifikasaun no pergunta Espalikasaun ba pasu tuirmai	DNFGBH/Funisionáriu Floresta munisípiu/ Fasilitadór/ONG

Rekursu: Ekipa Projetu JICA (2015)

**(5) Matadalan ba Enkontru**

Enkontru tenke hala'ó tuir prosedimentu hanesan tuirmai:

- Sesaun 1: Esplika *workshop* nia objetivu, oráriu, no rezultadu ne'ebé espera ba partisipante sira;
- Sesaun 2 (1): Apresenta rezultadu hosi pasu 5, faze 1 (opsaun utilizaesun rai ba futuru ho prátika jestaun rai ne'ebé propoin hosi respetiva opsaun utilizaesun rai);
- Sesaun 2 (2): Apresenta rezultadu hosi pasu 2, faze 2 (liña jerál hosi regra pasadu no ne'ebé eziste kona-ba jestaun rekursu naturál no sistema implementasaun);

*Ponta ba diskusaun ne'ebé efetivu*

*Ita-boot tenke transkreve workshop rua nia rezultadu ba priór suratahan boot ba enkontru, atu nune'e partisipante sira bele revee lalais saida mak sira diskute no determina ona antes.*

- Sesaun 3: Haruka partisipante sira atu diskute no determina objetivu hosi regulamentu suku;

*Ponta ba diskusaun ne'ebé efetivu*

*Objetivu posivel balu mak hanesan tuirmai:*

*Objetivu prinsipál: atu proteje, hadi'a, no ajuda ba moris di'ak hosi komunitade sira no rekursu naturál iha suku.*

*Objetivu espesífiku: Atu proteje ambiente naturál iha suku*

*Atu ajuda no mantén solidaridade hosi komunitade*

*Atu hadi'a no mantén ordenada sosiál iha suku*

*Atu mantén prátika tradisionál no kultura iha suku*

*Atu enkoraja komunitade sira, hodi respeita malu*

*Atu fasilita komunitade sira, hodi sente benefísiu hosi rekursu naturál*

*Atu kontribui ba ambiente iha mota-tun*

- Sesaun 4: Introdús típiku konteúdu hosi regulamentu suku, hanesan tuirmai,  
Kapítulu 1: Jerál no definisaun,

- Kapítulu 2:    Objetivu hosi regulamentu suku,
- Kapítulu 3:    Regra jerál,
- Kapítulu 4:    Utilizasaun rai ba futuru no matadalan ba utilizasaun rai ba futuru,
- Kapítulu 5:    Regra kona-ba utilizasaun rekursu naturál,
- Kapítulu 6:    Regra kona-ba Jestaun Pekuária ,
- Kapítulu 7:    Organizasaun responsavel suku nian ba implementasaun/haforsa,
- Kapítulu 8:    Sistema implementasaun hosi regulamentu suku,
- Kapítulu 9:    Monitorizasaun ba implementasaun no habelar informasaun ba komunitade sira,
- Kapítulu 10:   Jestaun finansa (rendimentu no gasta),
- Kapítulu 11:   Multa no penaltu, no
- Kapítulu 12:   Efetividade no provizaun ikus;
- Seksaun 5:    Haruka partisipante sira atu diskute tópiku hirak tuirmai, atu halo ezbosu regulamentu suku (karik nesesáriu, introdús regulamentu suku ne'ebé dezenvolve hosi hosi suku projetu JICA-MAP CB-NRM hanesan referénsia. Amostra hosi regulamentu suku hatudu iha Apéndice-4.5)
- i)    Regra kona-ba utilizasaun no jestaun floresta no rekursu naturál iha suku refere ba lista hosi asaun/atividade ne'ebé bandu, prepara iha pasu 1, faze 1 (Kapítulu 5),
  - ii)   Regra/norma sosiál (ka hanesan lei sivíl) ba hadi'a no manutensaun ordenada sosiál iha suku (Kapítulu 3),
  - iii)   Propoin prátika jestaun floresta atu uza halo to'os no floresta ho maneira ne'ebé própriu no sustentável refere ba opsaun utilizasaun rai ba futuru ho prátika jestaun rai atuál (Kapítulu 4),
  - iv)    Regra kona-ba jestaun animál pekuária iha suku, atu redús estraga ai-han ne'ebé kauza hosi husik animál arbiru (Kapítulu 6),
  - v)    Ema individuál no grupu ne'ebé responsavel ba implementasaun regulamentu suku, no papél no responsabilidade hosi ema individuál/grupu ne'ebé responsavel (Kapítulu 7),
  - vi)    Sistema ka protokolu ne'ebé komunitade lokál sira presiza atu tuir, bainhira sira rezolve kazu ruma uza regulamentu suku (Kapítulu 8),
  - vii)   Responsabilidade ba pagamentu, ne'ebe gasta iha enkontru, bainhira kazu ne'e rezolve ofisiálmente (Kapítulu 8),
  - viii)   Enkontru regulár ne'ebé hala'o iha nivel suku atu monitór situasaun suku no rezolve kestaun balu ne'ebé akontese iha suku uza regulamentu suku (Kapítulu 9),
  - ix)    Enkontru regulár ne'ebé hala'o iha nivel aldeia atu hasa'e komunitade sira-nia sensibilidade ba regulamentu suku, liuhosi habelar rezultadu hosi enkontru regulár iha nivel suku (Kapítulu 9),



- x) Tipu hosi rendimentu ne'ebé suku bele hetan, liuhosi implementasaun regulamentu suku, no matadalan/regra kona-ba jestaun rendimentu (Kapítulu 10), no
- xi) Tipu violasaun ne'ebé sei penaliza no multa/penaltu ne'ebé fó ba violadór sira, no mós métodu koleasaun multa (Kapítulu 11).

**Ponta ba diskusaun ne'ebé efetivu**

a. ita-boot tenke sujere partisipante sira atu haree didi'ak rezultadu hosi workshop ne'ebé hala'o iha Pasu 5, faze 1 ( Planu Utilizasaun Rai ba Futuru) no Pasu 1, Faze 2 (Revee Suku nia Regra pasadu no ne'ebé eziste) iha diskusaun, iha Kapítulu 4 no 5. Iha realidade, opsaun utilizasaun rai ba futuro ho mapa utilizasaun rai ba futuro no prátika jestaun rai sei tau iha regulamentu, Kapítulu 4.

b. Ita-boot bele uza regulamentu suku ne'ebé dezenvolve hosi suku projetu JICA-MAP CB-NRM ba sira-nia referénsia bainhira diskute tópiku ida-idak ka kapítulu ne'ebé lista iha leten. Amostra hosi regulamentu suku hatudu iha Apéndice-4.5

Diskusaun hotu-hotu ne'ebé partisipante sira halo, tenke hakerek iha suratahan boot, atu nune'e sira bele revee no komprende saida mak sira diskute ona. Iha tempu hanesan, minuta hosi diskusaun tenke foti.

**(6) Entrada (Rekursu Umanu no Materiál) ne'ebé Presiza**

Entrada tuirmai mak presiza ba pasu ne'e.

- a. Funsionáriu DNFBH/DNKF, Funsionáriu Floresta Munisípiu, no Guarda Floresta
- b. Fasilitadór/ONG
- c. Mapa utilizasaun rai ba futuro ho fotografia aéreu
- d. Prepara suratahan boot esplikativu ho deskrisaun hosi rezultadu hosi pasu 5, faze 1 no pasu 1, faze 2.
- e. Markadór ho kór oioin
- f. Fita-kola
- g. Suratahan boot
- h. Merenda, bee no hahán ba partisipante sira

**(7) Servisu ba Uma Depois Enkontru**

Regulamentu suku versaun ezbosu, tenke prepara ho refere ba diskusaun iha sesaun. Karik amostra hosi regulamentu suku iha Apéndice-4.5 mak uza iha enkontru, regulamentu suku bele prepara liuhosi revee/haloos ho baze hanesan ba idea ne'ebé fó hosi partisipante sira iha enkontru.

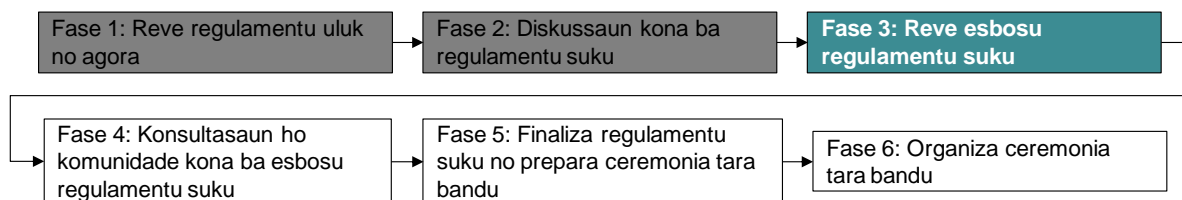
**(8) Rezultadu ne'ebé Espera**

Pakote regulamentu suku hanesan ne'ebé hatudu iha Apéndice-4.5 mak ne'ebé espera sei prepara.

**【 Faze 1.1-Etapa 2-Pasu 3 】 Revee Ezbosu Regulamentu Suku no Planu Utilizasaun Rai ba Futuru**

Ezbosu regulamentu suku ne'ebé halo tiha ona iha faze antes tenke apresenta ba membru sira

hosi grupu servisu hodi revee. Iha enkontru, membru sira hosi grupu servisu sei haree, karik versaun ezbosu kontén idea no sujestaun hotu-hotu ne'ebé sira hato'o iha enkontru antes.



### (1) Objektivu

Objektivu prinsipál hosi enkontru ne'e mak atu ajuda membru sira hosi grupu servisu revee ezbosu regulamentu suku ne'ebé prepara ona bazeia ba diskussaun iha enkontru antes no halo revizaun nesésáriu karik prezisa. Iha tempu hanesan, sesaun ida-ne'e nia objektivu atu haklean sira-nia komprensaaun ba ezbosu regulamentu suku liuhosi revizaun no diskussaun.

### (2) Partisipante ne'ebé Espera

Membru hotu-hotu hosi grupu servisu tenke partisipa iha enkontru.

### (3) Oráriu no Fatin

Enkontru loron ida tenke hala'o iha sede suku.

### (4) Ajenda Enkontru ne'ebé Propoin

Tuirmai mak ajenda padraun ba enkontru.

**Ajenda Padraun ba Enkontru kona-ba Revee Ezbosu Regulamentu Suku**

Oras (OTL)	Sesaun	Rekursu umanu
10:00-10:30	Sesaun 1: Liña jerál hosi enkontru (objektivu, atividade no oráriu)	DNFGBH/Funsionáriu Floresta munisípiu/ Fasilitadór/ONG
10:30-12:30	Sesaun 2: Revee ezbosu regulamentu suku	Fasilitadór/ONG
12:30-13:30	Han meudia	-
13:30-15:00	Sesaun 2: Revee ezbosu regulamentu suku	Fasilitadór/ONG
15:00-16:00	Sesaun 3: Planeamentu enkontru konsultasaun iha nível aldeia	Fasilitadór/ONG

Rekursu: Ekipa Projetu JICA (2015)

### (5) Matadalan ba Unkontru

Priór ba enkontru, ezbosu regulamentu suku tenke kopia ho kuantidade hanesan ho kuantidade membru hosi grupu sira. Enkontru tenke hala'o tuir prosedimentu hanesan tuirmai:

- Sesaun 1: Esplika *workshop* nia objektivu, oráriu, no rezultadu ne'ebé espera ba partisipante sira;
- Sesaun 2 (1): Lee ezbosu regulamentu suku hotu-hotu hosi inísiu hamutuk ho membru sira ba partisipante sira;
- Sesaun 2 (2): Haruka membru sira atu haree kada artigu iha ezbosu regulamentu.



- Sesaun 2 (3): Revee ezbosu regulamentu suku, karik iha deskrisaun balu ne'ebé konsidera la aplikavel ba suku;
- Sesaun 3 (1): Esplika nesesidade hosi enkontru konsultasaun ho komunitade lokál iha nivel aldeia ba finalizasaun regulamentu.
- Sesaun 3 (2): Halo fiksi data enkontru iha respetiva aldeia.
- Sesaun 3 (3): Diskute papél no responsabilidade hosi membru sira hosi grupu servisu iha enkontru konsultasaun. Membru sira sei fahe papél hanesan: i) esplikasaun ba prosesu, ii) apresentasaun ezbosu regulamentu suku no planu utilizasaun rai ba futuru (mapa) ba komunitade lokál, no iii) hatán pergunta.

Membru sira konkorda ba revizaun hotu iha enkontru, tenke hakerek iha suratahan boot no kadernu.

#### (6) Entrada (Rekursu Umanu no Materiál) ne'ebé Presiza

Entrada tuirmai mak presiza ba pasu ne'e.

- a. Funsionáriu DNFGBH/DNKF, Funsionáriu Floresta Munisípiu, no Guarda Floresta
- b. Fasilitadór/ONG
- c. Mapa utilizasaun rai ba futuru ho fotografia aéreu
- d. Kópia hosi ezbosu regulamentu suku
- e. Markadór ho kór oioin
- f. Fita-kola
- g. Suratahan boot
- h. Merenda, bee no hahán ba partisipante sira

#### (7) Servisu ba Uma depois Enkontru

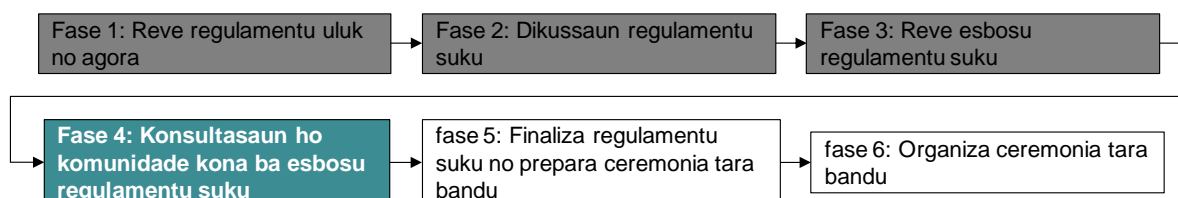
Ezbosu regulamentu suku tenke revee ho refere ba komentáriu no sujestaun ne'ebé membru sira hosi grupu servisu fó iha enkontru. Revizaun ba regulamentu suku tenke transkeve ba suratahan boot ba pasu tuirmai.

#### (8) Rezultadu ne'ebé Espera

Versaun finál hosi ezbosu regulamentu suku ho planu utilizasaun rai ba futuru sei prepara ho hakerek.

## **[Faze 1.1-Etapa 2-Pasu 4] Konsultasaun ho Komunitade lokál kona-ba Ezbosu Regulamentu Suku no Planu Utilizasaun Rai ba Futuru**

Membru sira hosi grupu servisu tenke hala’o enkontru konsultasaun/sosializasaun iha nivel aldeia, atu hetan konsente no mós *feedback* hosi komunitade lokál, kona-ba ezbosu regulamentu.



### (1) Objektivu

Objetivu prinsipál hosi enkontru ne’e mak atu ajuda membru sira hosi grupu servisu introdús ezbosu regulamentu suku ba komunitade seluk iha suku no hetan *feedback* no mós konsente unánime hosi sira ba finalizasaun. Liuliu, enkontru nia objetivu atu:

- Esplika objetivu no liña jerál hosi regulamentu suku ba komunitade lokál iha nivel aldeia no haklean sira-nia duvida/ la komprende kona-ba regulamentu;
- Buka hatene pontu ne’ebé konsidera iha versaun ezbosu atu halo regulamentu suku ne’e bele simu iha komunitade lokál; no
- Ajuda lider suku haklean sira-nia komprensaun ba regulamentu suku liuhosi apresentasaun no mós diskusaun ho komunitade sira iha nivel aldeia.

### (2) Partisipante ne’ebé Espera

Maioria komunitade sira/uma-kain iha suku, espera atu atende enkontru iha aldeia respetiva.

### (3) Oráriu no Fatin

Enkontru loron ida sei hala’o iha aldeia ida-idak.

### (4) Ajenda Enkontru ne’ebé Propoin

Tuirmai mak ajenda padraun ba enkontru iha nivel aldeia.

#### **Ajenda Padraun ba Seminar Konsultasaun iha Nivel Aldeia**

Oras (OTL)	Sesaun	Rekursu umanu
10:00-10:30	Sesaun 1: Liña jerál hosi enkontru (objetivu, atividade no oráriu)	DNFGBH/Funsiunáriu Floresta munisípiu/ Fasilitadór/ONG
10:30-12:30	Sesaun 2: Apresentasaun regulamentu suku ho planu utilizasaun rai ba futuru	Fasilitadór/ONG
12:30-13:30	Han meiodia	-
13:30-15:30	Sesaun 3: Diskusaun kona-ba regulamentu suku no planu utilizasaun rai ba futuru	Fasilitadór/ONG
15:30-16:00	Haree filafali diskusaun Esplikasaun ba pasu tuirmai	Fasilitadór/ONG

Rekursu: Ekipa Projetu JICA (2015)

### (5) Matadalan ba Enkontru

Priór ba enkontru, ezbosu regulamentu suku tenke transkreve iha suratahan boot, atu nune’e komunitade ne’ebé atende enkontru bele lee rasik egulamentu bainhira membru sira hosi grupu servisu esplika ne’ebé hanesan iha enkontru. Enkontru iha nivel aldeia sei hala’o tuir

prosedimentu hanesan tuirmai:

Sesaun 1: Esplika *workshop* nia objetivu, oráriu, no rezultadu ne'ebé espera ba partisipante sira;

Sesaun 2 (1): Haruka membru ida hosi grupu servisu esplika prosesu PLUP (saida mak sira halo iha pasu 3, faze 1 to'o pasu 3, faze 2);

Sesaun 2 (2): Haruka membru seluk hosi grupu servisu atu lee regulamentu suku hotu hosi kapitulu 1 to'o kapitulu ikus hosi ezbosu regulamentu suku. Posivel mós katak membru sira bele lee regulamentu hosi kapitulu ida ba kapitulu seluk ho rotasaun;

Sesaun 3 (1): Haruka partisipante sira (komunitade lokál ne'ebé atende enkontru) atu fó sira-nia opiniaun no sujestaun kona-ba ezbosu regulamentu suku no planu utilizausaun rai ba futuru; no

Sesaun 3 (2): Ajuda membru sira hosi grupu servisu responde pergunta/inkéritu/sujestaun ne'ebé hato'o hosi partisipante sira.



Diskusaun hotu-hotu ne'ebé halo entre partisipante no membru sira tenke hakerek iha suratahan boot no kadernu hosi enkontru.

## (6) Entrada (Rekursu Umanu no Materiál) ne'ebé Presiza

Entrada tuirmai mak presiza ba pasu ne'e.

- Funsióariu DNFGBH/DNCN, Funsióariu Floresta Munisípiu, no Guarda Floresta
- Fasilitadór/ONG
- Suratahan boot ne'ebé transkreve ezbosu regulamentu iha ne'ebá
- Mapa utilizausaun rai ba futuru ho fotografia aéreu
- Markadór ho kór oioin
- Fita-kola
- Suratahan boot
- Merenda, bee no hahán ba partisipante sira

## (7) Servisu ba Uma depois Enkontru

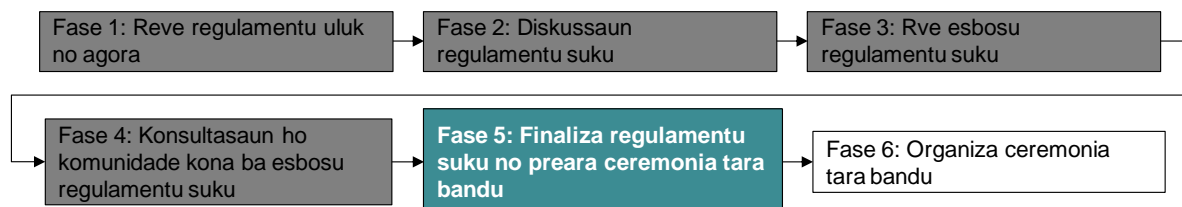
Ezbosu regulamentu suku tenke reeve ho refere komentáriu no sujestaun ne'ebé hato'o hosi partisipante sira iha enkontru konsultasaun, karik nesesáriu.

## (8) Rezultadu ne'ebé Espera

Regulamentu suku no planu utilizausaun rai ba futuru, ne'ebé komunitade lokál sira bele simu hanesan sira-nia regra suku, sei finaliza.

## **[Faze 1.1-Etapa 2-Pasu 5] Finaliza Regulamentu Suku no Preparasaun Serimónia Tara Bandu**

Regulamentu suku tenke finaliza bazeia ba rezultadu hosi enkontru konsultasaun iha nivel aldeia. Iha tempu hanesan, membru sira hosi grupu servisu tenke prepara ba serimónia tradisionál, hanaran “Serimónia Tara Bandu,” hodi anunsia iha inaugurasaun regulamentu suku iha suku laran no seluk.



### (1) Objektivu

Objetivu prinsipál hosi pasu ne'e mak atu ajuda grupu servisu prepara serimónia tradisionál/kulturál, “serimónia Tara Bandu.” hodi anunsia iha inaugurasaun regulamentu suku.

### (2) Atividade ne'ebé hala'o

Priór ba preparasaun serimónia, regulamentu suku tenke finaliza ho refere ba komentáriu no *feedback* ne'ebé hato'o iha enkontru konsultasaun. Regulamentu suku tenke enkaderna forma livru simples ida no apresenta ba membru sira hosi grupu servisu ba konfirmasaun finál.

Iha tempu hanesan, enkontru ho grupu servisu tenke hala'o atu decide data hosi serimónia, konvidadu sira ne'ebé sei konvida, no knaar hosi grupu servisu no NDFGBH/DNCN/Funsióariu MAP Munisípiu/ONG iha preparasaun. Depois enkontru, atividade hirak tuirmai tenke hala'o iha kolaborasaun ho grupu servisu.

- a. Halo lista konvidadu sira ne'ebé sei konvida ba serimónia
- b. Prepara no haruka karta konvite ba konvidadu sira
- c. Vizita autoridade ne'ebé presiza (ezemplu, Administradór Postu administrativu, Administradór Munisípiu, Diretór Munisípiu hosi edifísiu MAP munisípiu, no Diretór Nasionál DNF) no husu sira-nia suporta no autoridade ba regulamentu suku
- d. Prokura materiál ne'ebé presiza ba serimónia; no
- e. Ajuda membru sira hosi grupu servisu prepara ba serimónia.

### (3) Papél hosi Implementadór prinsipál

DNFBH/DNCN no Funsióariu Floresta Munisípiu hamutuk ho fasilitadór/ONG tenke responsavel ba finalizasaun regulamentu suku hodi hakerek. Sira tenke asiste grupu servisu iha i) preparasaun no haruka lori karta konvite; ii) esplikaun regulamentu suku ba autoridade ne'ebé interese; iii) enkaderna regulamentu suku; no iv) akizisaun/preparasaun materiál sira ne'ebé nesesáriu ba serimónia.

Grupus Servisu tenke responsavel ba preparasaun fatin no materiál lokál ne'ebé uza ba serimónia, bolu komunitade lokál, no konvida suku viziñu ba serimónia.

### (4) Oráriu

Pelumenus presiza semana ida ka rua hodi halo preparasaun.

(5) Entrada (Rekursu Umanu no Materiál) ne'eb'e Presiza

Entrada tuirmai mak presiza ba pasu ne'e.

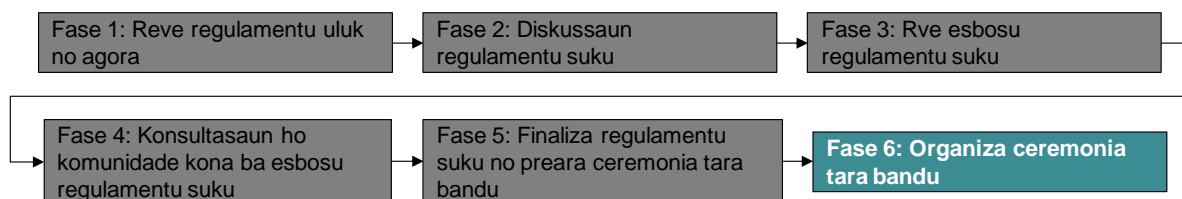
- a. Funsionáriu DNFGBH/DNCN, Funsionáriu Floresta Munisípiu, no Guarda Floresta
- b. Fasilitadór/ONG
- c. Orsamentu atu enkaderna, transportasaun, no akizisaun ba materiál
- d. Preparasaun ba enkontru ho autoridade ne'ebé interese

(6) Resultadu ne'ebé Espera

Regulamentu suku prantu asina. Materiál nesesáriu sira ba serimónia tenke mós hola ona.

## **[Faze 1.1-Etapa 2-Pasu 6] Organizasaun Serimónia Tara Bandu**

Serimónia kulturál/tradisionál hanaran `serimónia tara bandu` sei hala'o iha suku atu anunsia inaugurasaun ofisiál hosi regulamentu suku ba comunidade iha suku hale'u.



### (1) Objektivu

Objetivu prinsipál hosi serimónia mak atu ofisiálmente notifika comunidade lokál iha suku hale'u hosi inaugurasaun regulamentu suku ho maneira kulturál/tradisionál.

### (2) Partisipante ne'ebé Espera

Konvidadu tuirmai mak espera atu partisipa iha serimónia.

- Ofisiál nivel altu hosi MAP (hanesan H.E. Ministru no Diretór Jerál MAP)
- Reprezentante hosi DNFGGBH/DNCN (Diretór Nasionál DNFGGBH no DNCN, xefe Departamentu DNFGGBH no DNCN)
- Reprezentante hosi edifísiu MAP munisípiu ne'ebé interese
- Reprezentante Edifísiu Governu Munisípiu ne'ebé interese
- Administradór Postu Administrativu hosi edifísiu Postu administrativu ne'ebé interese
- Lider suku sira hosi suku viziñu
- Komunidade sira hotu iha suku



### (3) Oráriu no Fatin

Serimónia loron ida-ne'ebé hala'o iha suku nia sentru.

### (4) Ajenda Serimónia ne'ebé Propoin

Serimónia ne'e bele ho maneira oioin ho kultura hosi suku. Tan ne'e, ajenda ne'ebé hatudu tuirmai ne'e hanesan ezemplu, ne'ebé uza ona ba serimónia ne'ebé hala'o iha suku ida projetu JICA-MAP CB-NRM, Suku Hautoho iha Postu Administrativu Remexiu.

#### **Ajenda Padraun ba Serimónia Kulturál (Serimónia Tara Bandu)**

Oras (OTL)	Sesaun	Rekursu umanu
09:00-09:15	Rejistrasaun	DNFGGBH/Funsióariu Floresta munisípiu/ Fasilitadór/ONG
09:15-09:30	Merenda	Fasilitadór/ONG
09:30-10:00	Misa hosi Padre parókia	-
10:00-11:00	Introdusaun regulamentu suku no planu utilizaun rai ba futuru	Fasilitadór/ONG
11:00-13:00	Diskursu hosi konvidadu sira	Fasilitadór/ONG
13:00-14:00	Han meiudia	Fasilitadór/ONG

Fonte: Ekipa Projetu JICA (2015)



(5) Matadalan ba Enkontru

Serimónia tenke hala'o ho maneira kulturál/tradisionál hosi suku. Tan ne'e, laiha matadalan padraun ne'ebé espesifika iha manual ne'e. Iha realidade, suku balu karik presiza protokolu voluntáriu, no karik balu la presiza, maibé só halo misa hanesan ne'ebé hatudu iha leten. Maibé, introdusaun regulamentu suku no planu utilizaun rai ba futuru tenke inkorpora iha serimónia hanesan ajenda xave. Ida-ne'e importante, la'ós de'it atu halo komuidade sira sensível ba regulamentu suku, maibé mós atu hadi'a sentidu hanesan na'in ba regulamentu suku hosi lider suku sira.

(6) Entrada (Rekursu Umanu no Materiál) ne'ebé Presiza

Entrada tuirmai mak presiza ba pasu ne'e.

- a. Materiál sira ba serimónia (ezemplu ekipamentu audio (karik nesesáriu), jeradór, lona, kadeira, meza, bikan no sasán sira seluk, nst.)
- b. Animál ba sakrifísiu
- c. Hahán (foos, modo, no merenda) no bebida (kafé, xá, no tua mutin)



(7) Rezultadu ne'ebé Espera

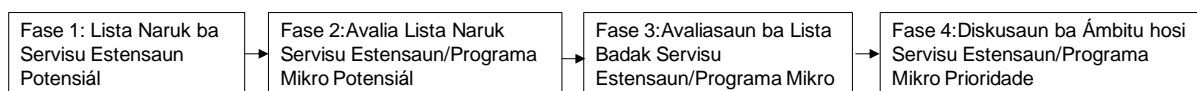
Regulamentu suku ho planu utilizaun rai ba futuru sei ofisiálmente inaugura no notifika ba komuidade lokál ne'ebé hela ba no iha suku hale'u ho maneira kulturál/tradisionál.

## 4.2 Fase 1.2: Selesaun ba Servisu Estensaun Agrikultura no Floresta (ka Programa mikro) ba Implementasaun Planu Utilizasaun Rai ba Futuru

La fasil ba comunidade lokál sira atu implementa planu utilizasaun rai ba futuro ne'ebé mosu mai, sein suporta ruma ba mudansa padraun ba utilizasaun rai atuál no prátika jestaun rai. Efetividade serbisu estensaun agrikultura no floresta mak esensiál ba kriasaun ambiente ne'ebé di'ak, ne'ebé comunidade lokál bele hadi'a utilizasaun rai atuál, no troka sira-nia prátika halo to'os konvensionál ho ida-ne'ebé sustentável no produtivu liu.

Servisu estensaun tenke hili bazeia ba nesesidade hosi comunidade lokál ho maneira partisipativu, ka bainhira comunidade lokál sira karik la aseita tékniku ne'ebé introdús hosi servisu estensaun. Tan ne'e, rekomendavel hodi envolve comunidade lokál iha prosesu identifikasaun/selesaun servisu estensaun.

Prosesu no prosedimentu ne'ebé introdús iha sesaun ne'e, koko tiha ona hosi Projetu JICA-MAP CB-NRM iha tinan 2011 no 2012 no prova efetivu iha identifikasaun no hili servisu estensaun ne'ebé prioridade (hanaran `programa mikro` iha projetu) ho objetivu iha implementasaun hosi planu utilizasaun rai ba futuro no hadi'a vida moris lokál iha suku projetu. Prosesu ne'e kompostu hosi pasu haat (4): preparasaun servisu ida no *workshop*/enkontru tuituir malu tolu ho comunidade lokál iha nivel suku hanesan hatudu iha kraik:



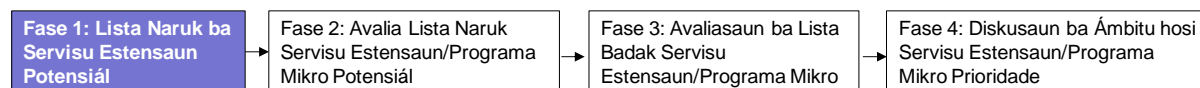
Liuliu, *workshop*/enkontru terrenu ho objetivu hodi fasilita comunidade lokál atu:

- Avalia situasaun atuál hosi suku;
- Sensivel ba tékniku/abilidade ne'ebé sira presiza atu aprende ba implementasaun planu utilizasaun rai ba futuro;
- Avalia servisu estensaun ka programa mikro ne'ebé posivel, iha termu efetividade, impaktu no sustentabilidade; no
- Prioriza no hili servisu estensaun importante ida ka rua ka programa mikro ne'ebé aplikavel ba suku

## 4.2.1 Preparasaun Servisu

### 【Faze 1.2- Pasu 1】 Lista Naruk ba Servisu Estensaun Potensiál

Servisu estensaun /programa mikro potensiál, ne'ebé espera sei efetivu iha jestaun rekursu naturál sustentável no aplikavel ba suku, tenke hili no priór lista naruk iha *workshop* ho comunidade sira.



#### (1) Objektivu

Objetivu prinsipál hosi pasu ne'e mak atu halo lista naruk hosi servisu estensaun/programa mikro potensiál ne'ebé efetivu iha jestaun rekursu naturál sustentável, no hadi'a suku nia vida moris liuhosi konsultasaun ho funsióariu terrenu, hanesan estensionista no guarda floresta, traballadór ONG nian ne'ebé familiár ho área ne'e.

#### (2) Atividade ne'ebé sei Hala'o

Projetu mikro 10 tuirmai ne'ebé identifika hosi Projetu JICA-MAP CB-NRM ba ninia suku projetu, bele uza hanesan lista *master*, tanba sira-nia efetividade válidu tiha ona iha kursu hosi projetu JICA-MAP CB-NRM no ninia estudu lala'ok<sup>1</sup>. Liña jerál hosi respetiva servisu estensaun/programa mikro hatudu iha **Apêndise-4.6**.

- a. Produsaun ai-oan no promosaun kuda ai
- b. Estensaun fini bazeia ba comunidade
- c. To'os uma hun (produsaun modo)
- d. Kontrola husik animál han arbiru ho banku proteina
- e. Promosaun to'os foho-lolon ne'ebé sustentável
- f. Reabilitasaun plantasaun kafé
- g. Hasa'e rendimentu/Rai osan
- h. Sub-programa Kontrola erozaun mota-oan inisiál
- i. Uza to'os iha uma kotuk/to'os permanente sustentável

Aplikabilidade no efetividade hosi servisu estensaun/programa mikro ne'ebé lista iha leten tenke avalia ho konsiderasaun ba kondisaun naturál no sósiu-ekonómiku hosi suku iha konsultasaun ho funsióariu terrenu iha suku, hanesan Estensionista MAP, Guarda Floresta, no ONG ne'ebé servisu iha terrenu. Planu utilizaun rai ba futuro no mós dadus no informasaun seluk ne'ebé hetan liuhosi PLUP tenke uza ba avaliasaun. Posivel mós atu aumenta servisu estensaun/programa mikro foun balu ne'ebé bele kondíz ho suku nia situasaun atuál.

Depois selesaun ba servisu estensaun/programa mikro potensiál, perfíl hosi lista naruk servisu estensaun/programa mikro tenke prepara liuhosi transkreve liña jerál lista naruk ne'ebé deskreve iha Apêndise-4.6 iha suratahan boot.

#### (3) Implementadór Prinsipál nia Papél

Funsióariu DNFGBH/DNCN no Funsióariu Floresta Munisípiu iha kolaborasaun ho

<sup>1</sup> Estudu Jestaun Rekursu Naturál Integradu Bazeia ba Komunitade iha Mota-ninin Comoro no Laclo ne'ebé implementa hosi JICA iha Novembru 2005 to'o Marsu 2010

fasilitadór/ONG, tenke responsavel ba preparasaun lista naruk hosi servisu estensaun/programa mikro potenciál. Funsionáriu MAP iha terrenu (ezemplu, Estensionista, Guarda Floresta, no Funsionáriu Munisípiu seluk) tenke assiste sira iha lista naruk servisu estensaun/programa mikro potenciál liuhosi fahe sira-nia idea no esperiénsia.

(4) Oráriu

Pelumenus presiza semana ida ba preparasaun perfíl lista naruk servisu estensaun/programa mikro.

(5) Entrada (Rekursu Umanu no materiál) ne'ebé presiza

Entrada tuirmai mak presiza ba pasu ne'e.

- a. Funsionáriu DNFGBH/DNCN, Funsionáriu Floresta Munisípiu, Guarda Floresta, no Estensionista
- b. Fasilitadór/ONG
- c. Markadór ho kór oioin
- d. Suratahan boot

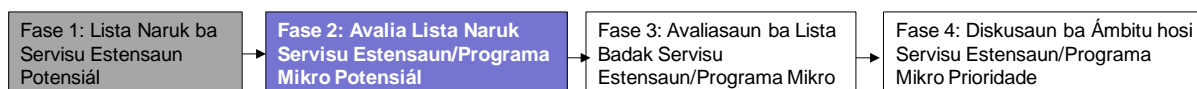
(6) Rezultadu ne'ebé Espera

Lista naruk hosi projetu mikro potenciál ho sira-nia perfíl sei prepara no prontu ba enkontru ho komunitade lokál.

## 4.2.2 Workshop/Enkontru ho Komunitade Lokál

### **【Faze 1.2-Pasu 2】 Avalia Lista Naruk Servisu Estensaun/Programa Mikro Potensiál**

Komunitade lokál tenke halo avaliasaun inisiál ba lista naruk servisu estensaun/programa mikro potensiál.



#### (1) Objektivu

Objektivu prinsipál hosi pasu ne'e mak atu ajuda komunitade lokál komprende liña jerál hosi servisu estensaun/programa mikro potensiál no halo iha lista badak ho maneira partisipativu.

#### (2) Partisipante ne'ebé espera

Iha adisionál, ba membru sira hosi grupu servisu, komunitade 20 - 30 seluk ne'ebé kompostu hosi mane 10 – 15 no fetu 10 – 15, sei hili arbiru iha enkontru. Prefere liu, komunitade tenke hili hosi estratu sosiál oioin. Totál númeru hosi partisipante iha enkontru estima 40 to'o 50.

#### (3) Oráriu no Fatin

Enkontru loron ida sei hala'o iha sede suku.

#### (4) Ajenda Enkontru ne'ebé Propoin

Tuirmai mak ajenda padraun ba enkontru.

**Ajenda Padraun ba Enkontru Avaliasaun Servisu Estensaun/Programa Mikro Potensiál**

Oras (OTL)	Sesaun	Rekursu umanu
10:00-10:15	Sesaun 1: Liña jerál hosi enkontru (objektivu, atividade no oráriu)	DNFGBH/Funisionáriu Floresta Munisípiu/ Fasilitadór/ONG
10:15-11:00	Sesaun 2: Esplikasaun badak kona-ba objetivu servisu estensaun/programa mikro no revee rezultadu PLUP	Fasilitadór/ONG
11:00-13:00	Sesaun 3: Esplikasaun kona-ba oráriu no liña jerál hosi servisu estensaun/programa mikro (inklui merenda)	Fasilitadór/ONG
13:00-14:00	Han meudía	-
14:00-16:00	Sesaun 4: Diskusaun grupu atu avalia servisu estensaun/programa mikro	Fasilitadór/ONG
16:00-16:30	Sesaun 5: Troka malu rezultadu hosi diskusaun	Fasilitadór/ONG
16:30-16:45	Konkluzsaun no introdusaun ba enkontru tuirmai	Fasilitadór/ONG

Rekursu: Ekpa Projetu JICA (2015)

#### (5) Matadalan ba Enkontru

Enkontru tenke hala'o tuir prosedimentu tuirmai:

Sesaun 1: Esplika workshop nia objetivu, oráriu, no rezultadu ne'ebé espera ba partisipante sira;

Sesaun 2 (1): Fó esplikasaun badak kona-ba objetivu prinsipál hosi servisu estensaun/programa mikro iha kontestu CB-NRM, hanaran:

- Atu uza materiál planu utilizasaun rai ba futuru
- Atu atinje jestaun rekursu naturál sustentável iha suku; no
- Atu hadi'a vida moris lokál iha suku

Sesaun 2 (2): No introdús mós regulamentu báziku hosi servisu estensaun/programa mikro, ne'ebé maioria fornese servisu tékniku, maibé la inklui pagamentu osan ruma

Sesaun 2 (3): Halo sumáriu hosi rezultadu PLUP, liuliu planu utilizaun rai ba futuru, hatudu mapa planu utilizaun rai ba futuru, no identifika atividade/intervensaun nesesáriu ba sira, kona-ba oinsá atu uza planu utilizaun rai ba futuru.



Sesaun 3 (1): Esplika liña jerál (atividade jerál no rezultadu ne'ebé espera) ba partisipante sira, hosi servisu estensaun/programa mikro potensíal, uza suratahan boot ne'ebé prepara tiha ona ne'ebé hatudu perfil.



Sesaun 3 (2): Esplika ba sira obrigasaun ba komunitade lokál ne'ebé partisipa iha servisu estensaun/programa mikro ne'ebé tenke kumpre.

- Partisipasaun iha kursu treinamentu tutan malu no atividade grupu seluk, sein saláriu.
- Atende enkontru ne'ebé hala'o hosi grupu benefisiáriu/grupu agrikultór sira, iha kursu servisu estensaun/programa mikro
- Kooperasaun ho Funsionáriu MAP no Fasilitadór/ONG
- Provizaun ba materiál lokál ne'ebé nesesáriu ba atividade servisu estensaun/programa mikro.

Sesaun 3 (3): Husu partisipante sira, karik sira iha pergunta ka presiza klarifikasaun ruma kona-ba servisu estensaun/programa mikro potensíal

Sesaun 4: Fahe partisipante sira ba grupu rua, grupu mane no grupu feto, no husu grupu ida-idak atu hili servisu estensaun/programa mikro potensíal tolu hosi lista naruk ne'ebé iha.

#### **Ponta ba diskusaun ne'ebé efektivu**

*Ita-boot tenke husu partisipante sira atu hili servisu estensaun/programa mikro ne'ebé sira prefere liu liuhosi avalia sira iha termu i) importánsia, ii) possibilidade implementasaun, no iii) efetividade ba planu utilizaun rai .*

Sesaun 5: Haruka grupu ida-idak atu introdús no fahe rezultadu diskusaun (ezemplu, servisu estensaun/programa mikro tolu ne'ebé hili no razaun ba selesaun) ba sira seluk.

Diskusaun hotu hotu-hotu, liuliu rezultadu selesaun ne'ebé halo hosi grupu respetiva, tenke hakerek iha suratahan boot no kadernu, iha enkontru.

(6) Entrada (Rekursu Umanu no Materiál) ne'ebé Presiza

Entrada tuirmai mak presiza ba pasu ne'e.

- a. Funsionáriu DNFGBH/DNCN, Funsionáriu Floresta Munisípiu, Guarda Floresta, no Estensionista
- b. Fasilitadór/ONG
- c. Mapa Utilizasaun rai ba futuru ho fotografia aéreu
- d. Esplikasaun ne'ebé prepara iha suratahan boot ho deskrisaun perfil hosi servisu estensaun/programa mikro potensial
- e. Markadór ho kór oioin
- f. Fita-kola
- g. Suratahan boot
- h. Merenda, bee, no hahán ba partisipante sira

(7) Resultadu ne'ebé Espera

Lista badak hosi servisu estensaun/programa mikro bele prepara ba diskusaun seluk tan.

## 【Faze 1.2-Pasu 3】 Avaliasaun ba Lista Badak Servisu Estensaun/Programa Mikro

Komunitade lokál tenke avalia tan lista badak servisu estensaun/programa mikro ba prioridade.



### (1) Objektivu

Objektivu prinsipál hosi pasu ne'e mak atu ajuda komunitade lokál, prioriza lista badak servisu estensaun/programa mikro, no hili ida-ne'ebé prioridade ho maneira ne'ebé sistemátiku no partisipativu. Tan ne'e, komunitade lokál tenke iha korajen atu avalia no ezamina lista badak servisu estensaun/programa mikro hosi pontudevista hanesan tuirmai:

- a. Efetividade iha realizasaun planu utilizaun rai ba futuru;
- b. Relevánsia jestaun rekursu naturál sustentável;
- c. Posibilidade ba implementasaun servisu estensaun/programa mikro
- d. Impaktu hosi servisu estensaun/programa mikro (baboot hosi benefisiáriu potensial)
- e. Kontribuisaun ba vida moris lokál iha suku.

### (2) Rezultadu ne'ebé Espera

Ema hanesan, ne'ebé participa iha enkontru primeiru, sei participa iha enkontru ne'e.

### (3) Oráriu no Fatin

Enkontru loron ida, sei hala'o iha sentru suku.

### (4) Ajenda Enkontru ne'ebé Propoin

Tuirmai mak ajenda enkontru padraun ne'ebé propoin.

#### Ajenda Padraun ba Enkontru Avaliasaun/Priorizasaun Servisu Estensaun/Programa Mikro

Oras (OTL)	Sesaun	Rekursu umanu
10:00-10:15	Sesaun 1: Liña jerál hosi enkontru (objektivu, atividade no oráriu)	DNFGBH/Funionáriu Floresta munisípiu/Fasilitadór/ONG
10:15-11:00	Sesaun 2: Revee filafali rezultadu hosi enkontru primeiru	Fasilitadór/ONG
11:00-13:00	Sesaun 3: Avaliasaun ba servisu estensaun/programa mikro ne'ebé hili ona	Fasilitadór/ONG
13:00-14:00	Han meudia	-
14:00-15:30	Sesaun 3: Avaliasaun ba servisu estensaun/programa mikro ne'ebé hili ona	Fasilitadór/ONG
15:30-16:30	Sesaun 4: Selesaun ba servisu estensaun/programa mikro prioridade	Fasilitadór/ONG
16:30-16:45	Konkluzsaun no introdusaun ba enkontru tuirmai	Fasilitadór/ONG

Rekursu: Ekipa Projetu JICA (2015)

### (5) Matadalan ba Enkontru

Enkontru tenke hala'o tuir prosedimentu hanesan tuirmai:

- Sesaun 1: Esplika *workshop* nia objetivu, oráriu, no rezultadu ne'ebé espera ba partisipante sira;
- Sesaun 2: Esplika rezultadu hosi diskusaun ne'ebé hala'o iha pasu 2 ba partisipante sira;



Sesaun 3 (1): Introdús kritéria avaliasaun (hanesan, efetividade, relevánsia, aplikabilidade, impaktu, no kontribuisaun ba vida moris) ba partisipante sira;

Sesaun 3 (2): Ajuda partisipante sira, avalia lista badak servisu estensaun/programa mikro tuir kritéria avaliasaun;

**Ponta ba diskusaun ne'ebé efetivu**

a. Priór ba enkontru, ita-boot tenke prepara formatu tuirmai iha suratahan atu fasilita diskusaun iha enkontru.

b. Iha inísiu hosi enkontru, ita-boot tenke esplika klaru implikasaun hosi kritéria avaliasaun lima.

c. Iha avaliasaun, lista badak servisu estensaun/programa mikro tenke marka uza sistema klasifikasaun 3, ne'ebé pontu 3 fó ba ne'ebé aas, pontu 2 fó ba ne'ebé médiu, no pontu 1 ne'ebé ki'ik.

Servisu estensaun /Projetu mikro	Efetividade hosi PLUP	Relevánsia ba NRM	Posibilidade ba introdusaun MP	Númeru benefisiáriu	Hasa'e vida moris	Totál Marka
MP 1						
MP 2						
MP 3						
MP 4						

Nota: 3: aas, 2: médiu no 1: ki'ik



Sesaun 3 (2): Haruka partisipante sira atu hato'o sira-nia razaun ba marka ne'ebé sira fó ba respetiva kritéria;

Sesaun 4 (1): Kalkula totál marka hosi respetiva servisu estensaun/programa mikro atu ajuda sira prioriza opsaun; no

Sesaun 4 (2): Haruka partisipante sira atu hatuur lista badak servisu estensaun/programa mikro bazeia ba rezultadu avaliasaun.

Diskusaun hotu-hotu tenke hakerek iha suratahan boot no kadernu iha enkontru.

(6) Entrada (Rekursu Umanu no Materiál) ne'ebé Presiza

Entrada tuirmai mak presiza ba pasu ne'e.

- Funionáriu DNFGBH/DNCN, Funionáriu Floresta Munisípiu, Guarda Floresta, no Estensionista
- Fasilitadór/ONG

- c. Mapa Utilizasaun rai ba futuru ho fotografia aéreu
- d. Esplikasaun ne'ebé prepara iha suratahan boot ho deskrisaun perfil hosi servisu estensaun/programa mikro potensial
- e. Markadór ho kór oioin
- f. Fita-kola
- g. Suratahan boot
- h. Merenda, bee, no hahán ba partisipante sira

(7) Servisu ba Uma depois Enkontru

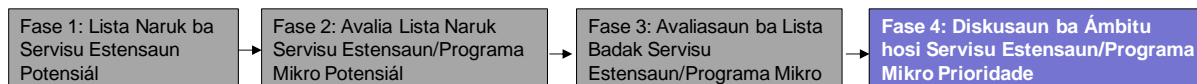
Ámbitu provizóriu hosi servisu estensaun/programa mikro prioridade, ne'ebé deskreve i) atividade xave, ii) benefisiáriu tarjetu, iii) entidade responsavel ba implementasaun, iv) kontribuisaun hosi komunitade sira, no v) kontribuisaun hosi parseiru sira seluk, tenke prepara hanesan ne'ebé apresenta iha Apéndice-4.7. Hanesan, tenke transkreve tan iha suratahan boot ba enkontru hosi pasu 4.

(8) Rezultadu ne'ebé Espera

Prioridade servisu estensaun/programa mikro tolu iha leten sei identifika hosi potensial ho maneira sistemátiku no partisipativu.

## 【Faze 1.2-Pasu 4 Diskusaun ba Ámbitu hosi Servisu Estensaun/Programa Mikro Prioridade】

Importante atu iha akordu kona-ba ámbitu servisu estensaun /programa mikro prioridade hosi parseiru sira, hanaran DNFGGBH/DNCN, Edifísiu MAP Munisípiu, ONG, no komunitade lokál, priór ba servisu estensaun/programa mikro hahú.



### (1) Objektivu

Objetivu prinsipál hosi pasu ne'e mak atu hetan akordu ho lider suku kona-ba ámbitu hosi servisu estensaun/programa mikro prioridade ne'ebé sei implementa iha suku. Liuliu, enkontru ne'e nia objetivu atu:

- a. Diskute ezbosu ámbitu (atividade prinsipál, grupu tarjetu, oráriu no parseiru sira) hosi servisu estensaun/programa mikro;
- b. Diskute responsabilidade hosi parseiru sira, hanaran, komunitade, DNFGGBH/DNCN/MAP, no ONG;
- c. Redús mal-komprensaun hosi servisu estensaun/programa mikro hosi lider suku; no
- d. Ajuda lider suku no komunitade sira seluk, komprende sira-nia responsabilidade iha servisu estensaun/programa mikro.

### (2) Partisipante ne'ebé Espera

Ema hanesan, ne'ebé partisipa iha enkontru primeiru mak sei partisipa iha enkontru ne'e.

### (3) Oráriu no fatin

Enkontru loron ida-ne'ebé sei hala'o iha sede suku.

### (4) Ajenda Enkontru ne'ebé Propoin

Tuirmai mak ajenda padraun ba enkontru.

#### Ajenda Padraun ba Enkontru kona-ba Ámbitu Servisu Estensaun/Programa Mikro

Oras (OTL)	Sesaun	Rekursu umanu
10:00-10:15	Sesaun 1: Liña jerál hosi enkontru (objetivu, atividade no oráriu)	DNFGGBH/Funsiunáriu Floresta Munisípiu/ Fasilitadór/ONG
10:15-11:00	Sesaun 2: Revee filafali rezultadu enkontru segundu	Fasilitadór/ONG
11:00-13:00	Sesaun 3: Apresentasaun ba ezbosu ámbitu servisu estensaun/programa mikro prioridade ho komunitade no MAP/DNF sira-nia responsabilidade	Fasilitadór/ONG
13:00-14:00	Han mejudia	-
14:00-15:00	Sesaun 3: Apresentasaun ba ezbosu ámbitu servisu estensaun/programa mikro prioridade ho komunitade no MAP/DNF sira-nia responsabilidade	Fasilitadór/ONG
15:00-16:00	Sesaun 4: Pergunta no resposta	Fasilitadór/ONG
16:00-16:30	Konkluzsaun	DNFGGBH/Funsiunáriu Floresta Munisípiu/ Fasilitadór/ONG

Rekursu: Ekipa Projetu JICA (2013)

### (5) Matadalan ba Enkontru

Enkontru tenke hala'o tuir prosedimentu hanesan tuirmai :

- Sesaun 1: Esplika *workshop* nia objetivu, oráriu, no rezultadu ne'ebé espera ba partisipante sira;
- Sesaun 2: Esplika rezultadu diskusaun iha pasu 3 ba sira;
- Sesaun 3: Esplika âmbito provizóriu/liña jerál hosi servisu estensaun/programa mikro prioridade uza âmbito provizóriu esplikativu iha suratahan boot.

**Ponta ba diskusaun ne'ebé efetivu**

*Ita-boot tenke esplika ho klaru atividade prinsipál no responsabilidade hosi parseiru sira, liuliu komunitade no DNFGBH/DNCN/MAP, atu nune'e partisipante sira bele komprende oinsá servisu estensaun/programa mikro bele benefisia sira no saida mak sira presiza halo ba implementasaun.*

- Sesaun 4 (1): Diskute âmbito provizóriu hosi servisu estensaun/programa mikro prioridade ho partisipante sira.
- Sesaun 4 (2): Karik sira konkorda ba âmbito provizóriu, haruka sira atu asina iha âmbito provizóriu ne'ebé imprime iha suratahan A4 hanesan ne'ebé hatudu iha Apêndise-4.7

Diskusaun hotu-hotu tenke grava.

**(6) Entrada (Rekursu Umanu no Materiál) ne'ebé Presiza**

Entrada tuirmai ne'e mak presiza ba pasu ne'e.

- a. Funsionáriu DNFGBH/DNCN, Funsionáriu Floresta Munisípiu, Guarda Floresta, no Estensionista
- b. Fasilitadór/ONG
- c. Esplikasaun ne'ebé prepara iha suratahan boot ho âmbito provizóriu hosi servisu estensaun/programa mikro
- d. Suratahan A4 kona-ba âmbito provizóriu servisu estensaun/programa mikro
- e. Markadór ho kór oioin
- f. Fita-kola
- g. Suratahan boot
- h. Merenda, bee, no hahán ba partisipante sira

**(7) Rezultadu ne'ebé Espera**

Lider suku sira no DNFGBH/DNCN/MAP sei konkorda ba âmbito provizóriu hosi servisu estensaun/programa mikro prioridade.

## **5. Prosedimentu ba Estabelesimentu Mekanizmu CB-NRM iha Nivel Suku iha Faze Implementasaun no Monitorizasaun**

Kapítulu ida-ne'e introdús prosedimentu ba atividade tuirmai ho objetivu atu haforsa no estabelese mekanizmu CB-NRM ne'ebé introdús iha suku.

- a. Institucionalizasaun regulamentu suku
- b. Implementasaun servisu estensaun/programa mikro prioridade

Atividade rua ne'e tenke hala'o depois atividade ne'ebé deskreve iha Kapítulu 4, hanaran `PLUP` no `selesaun hosi servisu estensaun agrikultura no floresta/programa mikro prioridade. `Institucionalizasaun hosi regulamentu suku` mak prosesu esensial ne'ebé bele halo regulamentu suku, operasionál no funksionál iha nivel suku, no `implementasaun servisu estensaun/programa mikro prioridade` mak importante hanesan abut xave ba tékniku/abilidade ne'ebé efetivu ba jestaun rekursu naturál ne'ebé sustentável iha comunidade sira.

### **5.1 Faze 2.1: Institucionalizasaun Regulamentu Suku**

Sei difisil ba lider suku no comunidade lokál sira atu governa suku uza regulamentu suku sein suporta ruma no matadalan, maski regulamentu suku iha ona liuhosi PLUP. Iha realidade, iha kazu barak ne'ebé regra kulturál (serimónia tara bandu) hamoris fali ona ho serimónia tradisionál/kulturál (serimónia tara bandu), maibé sira-nia efektividade la dura se karik lakon fali hosi comunidade nia memória depois serimónia liu tiha tinan balu. Tan ne'e, esensial atu mantén fó hanoin sira kona-ba regulamentu suku, atu asegura katak regulamentu suku sei la'ó no efetivu sein repetisaun serimónia kulturál.

Tanba ne'e prosesu nia objetivu mak atu ajuda lider suku sira:

- a. Hasa'e sira-nia komprensaun ba regulamentu suku;
- b. Dezenvolve sira-nia kapasidade atu rezolve problema/kestaun ruma iha suku, liuliu kona-ba jestaun rekursu naturál uza regulamentu suku;
- c. Gia/orienta comunidade lokál ba jestaun rekursu naturál ne'ebé sustentável; no
- d. Familiariza comunidade lokál sira ho regulamentu suku.

Tan ne'e, nesesáriu atu hala'o enkontru periódikamente iha nivel suku no aldeia pelumenu tinan rua to'ó tolu depois regulamentu estabelese ona.

- a. Enkontru monitorizasaun mensál iha nivel suku
- b. Enkontru fahe informasaun kada fulan tolu, iha nivel aldeia
- c. Enkontru avaliasaun anuál iha nivel suku

## **【Faze 2.1-Pasu 1】 Enkontru Monitorizasaun Mensál iha Nivel Suku**

Lider suku tenke diskute problema/kestaun ne'ebé akontese iha suku no monitór oinsá rezolve problema/kestaun sira-ne'e, tuir regulamentu suku.

### (1) Objektivu

Objetivu prinsipál hosi enkontru monitorizasaun mensál mak atu ajuda lider suku sira: i) haklean sira-nia komprensasaun kona-ba regulamentu suku; ii) hasoru no rezolve problema no kestaun sira-ne'ebé akontese iha suku uza regulamentu suku; iii) regula no minimiza asaun ilegál sira-ne'ebé kontra regulamentu suku iha suku; no iv) haforsa sira-nia kapasidade governasaun.

### (2) Partisipante ne'ebé Espera

Membru hosi komité suku, hanesan korpu ne'ebé implementa define ho regulamentu suku, tenke partisipa iha enkontru. Iha prinsipiu, membru sira hosi konsellu suku tenke hili hanesan komité suku ba regulamentu suku.

### (3) Oráriu no Fatin

Enkontru loron ida sei hala'o iha sede suku, iha loron ikus ka inísiu iha kada fulan. Enkontru sei hala'o kontinua pelumenus tinan rua, atu nune'e'e lider suku bele desenvolve sira-nia kapasidade ho di'ak atu governa suku uza regulamentu suku.

### (4) Ajenda Sesaun ne'ebé Propoin

Tuirmai mak ajenda padraun ba enkontru.

**Ajenda Padraun ba Enkontru Monitorizasaun Mensál**

Oras (OTL)	Atividade	Rekursu umanu
10:00-10:15	Sesaun 1: Introdusaun ba enkontru	DNFGBH/Funsióariu Floresta Munisípiu//Fasilitadór/ONG
10:15-10:30	Sesaun 2: Abertura	Xefe suku
10:30-12:00	Sesaun 3: Relatóriu hosi xefe aldeia no diskusaun kona-ba problema/kestaun ne'ebé ralata (inklui merenda)	Fasilitadór/ONG, Lider suku
12:00-12:30	Sesaun 4: Diskusaun kona-ba kestaun ruma seluk	Fasilitadór/ONG, Lider suku
12:30-13:00	Sesaun 5: Konkluzsaun no enserramentu hosi Xefe suku	Xefe suku
13:00-14:00	Han meiidia	

Rekursu: Ekipa Projetu JICA (2015)

### (5) Matadalan ba Enkontru

Iha enkontru dahuluk, kópia regulamentu suku tenke distribui ba membru sira hosi komité suku. Enkontru tenke hala'o tuir prosedimentu hanesan tuirmai:

Sesaun 1: Introdús enkontru nia objetivu, liña jerál no oráriu ba partisipante sira (iha enkontru primeiru no segundu de'it).

Sesaun 2 : Husu xefe suku atu halo abertura ba enkontru.



Sesaun 3 (1): Husu xefe aldeia atu relata, karik iha kazu ilegál ruma ka problema ne'ebé sira hetan iha aldeia iha fulan ida nia laran no oinsá sira rezolve kazu/problema sira-ne'e.

Sesaun 3 (2): Karik iha kazu/problema ne'ebé seidak hakotu, ajuda partisipante sira diskute oinsá atu rezolve kazu/problema uza regulamentu suku no halo rekomendasaun atu rezolve kazu/problema ne'e.

Sesaun 4 : Ajuda partisipante sira diskute kestaun ruma ne'ebé iha relasaun ho governasaun suku, karik nesesáriu.

Sesaun 5: Husu Xefe suku atu halo konkluziun no enserramentu enkontru.

Diskusaun hotu-hotu iha enkontru tenke hakerek iha suratahan boot atu fasilita partisipante sira atu tuir diskusaun, no mós grava tuir formatu ne'ebé iha **Apêndise-5.1** atu akumula presendente judisiál, ne'ebé sei bele suplementa regulamentu suku iha futuru.



(6) Entrada (Rekursu Umanu no Materiál) ne'ebé Presiza

Entrada tuirmai mak Presiza ba pasu ne'e.

- a. Funsionáriu DNFBH, Funsionáriu Floresta Munisípiu, no Guarda Floresta
- b. Fasilitadór/ONG
- c. Suratahan boot
- d. Markadór ho kór oioin
- e. Fita-kola
- f. Merenda, bee no hahán ba partisipante sira

(7) Servisu ba Uma depois Enkontru

Minuta hosi enkontru tenke prepara uza formatu ne'ebé iha Apêndise-5.1 no fahe ho komité suku.

(8) Rezultadu ne'ebé Espera

Lider suku sei bele governa suku uza regulamentu suku. Insidente asaun ilegál ne'ebé kauza degradasaun floresta sei redús iha ikus.

## **【Faze 2.1-Pasu 2】 Enkontru fahe informasaun kada fulan tolu iha nivel aldeia**

Lider suku sira tenke fahe rezultadu hosi enkontru monitorizasaun mensál ho comunidade lokál sira iha nivel aldeia, atu nune'e'e comunidade sira bele hasa'e sensibilidade ba regulamentu suku.

### (1) Objektivu

Objetivu prinsipál hosi enkontru fahe informasaun mak atu fó hanoin ba comunidade lokál sira kona-ba regulamentu suku no hametin sira-nia sensibilidade katak, asaun ilegal ne'e sei penaliza tuir regulamentu suku

### (2) Partisipante ne'ebé Espera

Komunitade lokál ne'ebé hela iha aldeia sei participa iha enkontru. Membru sira hosi komité suku, liuliu Xefe de Suku, Lia Na'in, no Xefe Aldeia, mós sei hola parte iha enkontru ne'e atu esplika rezultadu hosi enkontru mensál ba comunidade sira.

### (3) Oráriu no Fatin

Enkontru lora sei hala'o iha sede aldeia kada fulan tolu. Nune'e'e, enkontru sei kontinua prepara no hala'o pelumenus tinan rua, atu nune'e'e comunidade hotu iha suku sei familiár ho regulamentu suku.

### (4) Ajenda Sesaun ne'ebé Propoin

Tuirmai mak ajenda padraun ne'ebé propoin ba enkontru.

**Standar Ajenda ba Enkontru Fahe Informasaun Kada Fulan Tolu**

Oras (OTL)	Atividade	Rekursu Ema
10:00-10:15	Sesaun 1: Introdusaun ba Enkontru	Funionáriu Floresta Munisípiu/ Fasilitadór ONG
10:15-10:30	Sesaun 2: Abertura	Xefe suku
10:30-12:00	Sesaun 3: Relatóriu rezultadu enkontru mensál hosi komité suku (inklui merenda)	Membru komité Fasilitadór/ONG
12:00-12:30	Sesaun 4: Pergunta no resposta	Membru komité Fasilitadór/ONG
12:30-13:00	Sesaun 5: Konkluzaan no enserramentu hosi Xefe suku	Xefe Suku
13.00-14.00	Han meudia	-

Rekursu: Ekipa Projetu JICA (2015)

### (5) Matadalan ba Enkontru

Enkontru konsultasaun tenke hala'o tuir prosedimentu tuirmai:

Sesaun 1: Introdús enkontru nia objetivu, liña jerál no oráriu ba partisipante sira;

Sesaun 2: Husu Xefe suku atu halo abertura ba enkontru;

Sesaun 3: Haruka membru sira hosi komité suku atu hato'o relatóriu, kona-ba rezultadu hosi enkontru monitorizasaun mensál, ne'ebé foka ba kestaun/problema sira ne'ebé akontese iha suku, no solusaun/asaun ne'ebé foti hosi komité, atu rezolve kazu/problema sira ne'e;





Sesaun 4 (1): Haruka partisipante sira atu husu buat ruma ka fó sira-nia opiniaun kona-ba rezultadu hosi enkontru;

Sesaun 4 (2): Ajuda membru sira hosi komité suku atu responde pergunta/inkéritu hosi partisipante sira; no

Sesaun 5: Husu xefe suku atu halo konkluzau no taka enkontru.



Diskusaun hotu-hotu iha enkontru tenke hakerek iha suratahan boot atu fasilita partisipante sire tuir diskusaun. Iha tempu hanesan, minuta hosi diskusaun tenke hakerek separadu.

#### (6) Entrada (Rekursu Umanu no Materiál) ne'ebé Presiza

Entrada tuirmai mak Presiza ba pasu ne'e.

- a. Funsionáriu Floresta Munisípiu, no Guarda Floresta
- b. Fasilitadór/ONG
- c. Suratahan boot
- d. Markadór ho kór oiain
- e. Fita-kola
- f. Merenda, bee no hahán ba partisipante sira

#### (7) Rezultadu ne'ebé Espera

Komunitade lokál sira iha nivel aldeia sei haklean sira-nia komprensaun kona-ba regulamentu suku no ikusliu regula sira-nia atividade atu halo tuir regulamentu.

### **[Faze 2.1-Pasu 3] Enkontru Avaliasaun Anuál iha Nivel suku**

Lider suku sira hamutuk ho komunitade lokál seluk tenke avalia efektividade hosi regulamentu suku no ezamina karik iha revizaun ruma ka Presiza hadi'a, atu nune'e'e regulamentu suku bele nafatin efetivu

#### **(1) Objektivu**

Objetivu prinsipál hosi enkontru avaliasaun anuál mak atu ajuda lider suku halo regulamentu suku, no ninia sistema implementasaun sai funksionál liu, liuhosi avaliasaun/ezaminasaun sira-nia efektividade. Partikulármente, enkontru ne'e-nia objetivu atu diskute:

- a. Efektividade hosi regulamentu suku;
- b. Moda hosi asaun ilegál iha tinan ida;
- c. Difikuldade regulamentu suku iha implementasaun/haforsa ;
- d. Komportamentu hosi membru sira hosi komité suku; no
- e. Revizaun/hadi'a buat ruma ne'ebé halo ba regulamentu suku.

#### **(2) Partisipante ne'ebé Espera**

Membru sira hosi komité suku no komunitade lokál sira seluk hosi kada aldeia sei partisipa iha enkontru ne'e.

#### **(3) Oráriu no Fatin**

Enkontru loron ida sei hala'o iha sede suku iha findeanu. Karik enkontru monitorizasaun mensál hala'o regular durante tinan rua nia laran, enkontru ne'e sei hala'o ho totál dala rua .

#### **(4) Ajenda Sesaun ne'ebé Propoin**

Tuirmai mak ajenda padraun ba enkontru.

**Ajenda Padraun ba Enkontru Avaliasaun Anuál**

<b>Oras (OTL)</b>	<b>Atividade</b>	<b>Rekursu umanu</b>
10:00-10:15	Sesaun 1: Introdusaun hosi enkontru	DNFG/BH/Funsiunáriu Floresta Munisípiu/Fasilitadór/ONG
10:15-10:30	Sesaun 2: Abertura	Xefe Suku
10:30-11:15	Sesaun 3: Kazu/problema prinsipál ne'ebé hetan durante tinan nia laran, liuliu asidente sunu rai arbiru, tesi ilegál no estraga ai-han no asaun ne'ebé foti hodi hasoru problema hirak-ne'e	Fasilitadór/ONG
11:15-11:30	Merenda	-
11:30-12:30	Sesaun 4: Avaliasaun ba regulamentu suku no komportamentu hosi membru komité	Fasilitadór/ONG
12:30-13:30	Han meiudia	Fasilitadór /ONG
13:30-15:00	Sesaun 5: Difikuldade ne'ebé hasoru implementasaun/haforsa regulamentu suku no revizaun/hadi'a ruma ne'ebé halo ona	Fasilitadór /ONG
15.30-16.00	Sesaun 6: Konkluziun no Enserramentu hosi Xefe Suku	Xefe Suku

Rekursu: Ekipa Projetu JICA (2015)

#### **(5) Matadalan be Enkontru**

Enkontru tenke hala'o tuir prosedimentu hanesan tuirmai:

- Sesaun 1: Introdús enkontru nia objetivu, liña jerál no oráriu ba partisipante sira;
- Sesaun 2: Husu Xefe Suku atu loke enkontru;
- Sesaun 3: Husu no ajuda xefe aldeia atu hato'o relatóriu ba i) kazu/problema prinsipál ne'ebé hetan iha aldeia iha tinan ida nia laran, foka ba sunu rai

arbiru, tesi ilegál, no estraga ai-han ne'ebé kauza hosi husik animál han arbiru, no ii) oinsá atu rezolve kazu/problema sira-ne'e uza regulamentu suku;

- Sesaun 4 (1): Haruka partisipante sira avalia no ezamina katak i) regulamentu suku efetivu ona iha redusaun asaun ilegál ne'ebé akontese ii) komité suku funsiona ho di'ak hanesan ne'ebé espera;
- Sesaun 4 (2): Karik partisipante sira la satisfás ho regulamentu suku no/ka komportamentu hosi komité suku, husu partisipante sira atu fahe sira-nia idea hodi hadi'a.
- Sesaun 5 (1): Haruka partisipante sira karik sira enfrenta difikuldade ruma iha implementasaun regulamentu suku;
- Sesaun 5 (2) Haruka partisipante sira karik iha parte hosi regulamentu suku tenke reeve ho konsiderasaun ba rezultadu hosi diskusaun iha Sesaun 4 no 5;
- Sesaun 5 (3) Diskute revizaun ne'ebé posivel ba regulamentu karik partisipante sira propoin buat balu ne'ebé bele hadi'a;
- Sesaun 6: Husu xefe suku halo konkluziun no enserramentu ba enkontru.

Diskusaun hotu-hotu iha enkontru tenke hakerek iha suratahan boot atu fasilita partisipante sira bele haree diskusaun ne'e. Iha tempu hanesan, minuta hosi diskusaun ne'e tenke hakerek separadu.

#### (6) Entrada (Rekursu Umanu no Materiál) ne'ebé Presiza

Tuirmai mak entrada ne'ebé Presiza ba pasu ne'e.

- a. Funsionáriu NDFWM/NDFC/ Funsionáriu Floresta Munisípiu, no Guarda Floresta
- b. Fasilitadór/ONG
- c. Suratahan boot
- d. Markadór ho kór oioin
- e. Fita-kola
- e. Merenda, bee no hahán meiodia ba partisipante sira

#### (7) Servisu Uma depois Enkontru

Bainhira lider suku sira no komuidade sira seluk konkorda atu reeve regulamentu suku iha enkontru, regulamentu suku tenke reeve/haloos tuir akordu ne'ebé halo iha enkontru.

#### (8) Rezultadu ne'ebé Espera

Lider suku sira espera atu haburas sentidu hanesan na'in ba regulamentu suku liuhosi ezamina, avaliasaun, no revizaun ba regulamentu ne'e. Iha tempu hanesan, regulamentu suku bele ajusta ho mudansa iha futuru tuir kondisaun sósiu-ekonómiku suku nian.



## 5.2 Faze 2.2: Implementasaun Servisu Estensaun/Programa Mikro Prioridade

Servisu estensaun/programa mikro prioridade ne'ebé komunitade lokál sira hili ona iha faze antes ne'ebé deskreve iha sesaun 4.2, sei tau ba asaun iha faze ne'e. DNFGBH/DNCN no Edifísiu MAP Munisípiu iha koordinasaun ho diresaun nasionál MAP seluk (ezemplu, Diresaun Nasionál Estensaun no Dezenvolvimentu Agrikultura Komunitade) sei implementa Servisu estensaun/programa mikroGBHN. Bele halo kontratu ba Fasilitadór Esternál/ONG hanesan implementadór iha terrenu.

Iha kontestu CB-NRM, servisu estensaun/programa mikro nia objetivu prinsipál mak atu haforsa mekanizmu CB-NRM ne'ebé introdús iha suku, ho ajuda hosi komunitade lokál sira, hodi hadi'a produtividade rai, muda tipu utilizasaun rai, no introdús opsaun vida moris foun/adisionál iha lokalidade. Foku spesífiku hosi servisu estensaun/programa mikro mak kona-ba hasa'e kapasidade komunitade lokál sira, atu nune'e sira envolve iha atividade nesesáriu ba susesu planu utilizasaun rai ba futuro, maski laiha suporta. Métopu estensaun grupu, hanaran eskola agrikultór iha terrenu (FFS), kombina ho demonstrasaun iha terrenu hosi tékniku/abilidade xave ne'ebé propoin hanesan aproximasaun prinsipál ba servisu estensaun/programa mikro, bazeia ba esperiénsia ne'ebé hetan hosi projetu JICA-MAP CB-NRM no ninia estudu ulukbá.<sup>1</sup>

Sesaun ida-ne'e haree prosesu no prosedimentu ba implementasaun servisu estensaun/programa mikro, maibé la kobre tékniku/abilidade ne'ebé introdús kona-ba respetiva servisu estensaun/programa mikro. Manual Téknika<sup>2</sup> CB-NRM no Information Kit<sup>3</sup> CB-NRM, ho seluk ne'ebé prepara, prodús hosi projetu JICA-MAP CB-NRM, bele hakonu *gap* no introdús tékniku/abilidade relasiona ho servisu estensaun /programa mikro potenciál. Atividade padraun ne'ebé atu hala'o ba períodu tinan 2 hosi servisu estensaun/programa mikro mak hanesan tuirmai.

- a. Organizasaun grupu agrikultór/benefisiáriu iha nivel aldeia;
- b. Vizita Estudu/Vizita kruza
- c. Preparasaun ba planu servisu anuál ho maneira ne'ebé partisipativu;
- d. Hala'o kursu treinamentu direktamente /Eskola Agrikultór iha Terrenu (FFSs) série;
- e. Avaliasaun anuál no planeamentu servisu anuál ba tinan tuirmai; no
- f. Kontinuasaun item d no e.

---

<sup>1</sup> Estudu Jestaun Bacias Hidrograficas Integradu Bazeia ba Komunitade iha Mota-ninin Laelo no Comoro.

<sup>2</sup> Manuál Téknika CB-NRM Kompostu hosi volume Tolu: Vol. 1: produsaun Ai-oan no Kuda Ai, Vol. 2: To'os Rai-lolon Sustentável, and Vol. 3: Hadi'a Rendimentu/Dezenvolvimentu Vida Moris.

<sup>3</sup> Informasaun *Kit* CB-NRM (Livru Referénsia Tékniku ne'ebé Introdús Tékniku/Abilidade CB-NRM ne'ebé Util)

## **[Faze 2.2-Pasu 1] Organiza Grupu Agrikultór/ Benefisiáriu**

Komunitade sira ne'ebé mak hakarak hola parte iha servisu estensaun/programa mikro, tenke hili no organiza ba grupu agrikultór/benefisiáriu iha nivel aldeia.

### (1) Objektivu

Objetivu prinsipál hosi pasu ne'e, atu organiza comunidade sira ba grupu agrikultór/benefisiáriu iha nivel aldeia, iha kursu treinamentu/FFSs ne'ebé hala'o iha servisu estensaun/programa mikro. Atu halo grupu sustentável no depende ba an rasik, grupu sira tenke forma liuhosi prosesu tuirmai.

- a. Selesaun ba membru ne'ebé apropriadu
- b. Selesaun ba lider grupu no membru prinsipál
- c. Determinasaun papél no responsabilidade lider no membru sira
- d. Determinasaun vizaun no misaun hosi grupu

### (2) Partisipante ne'ebé Espera

Lider suku sira no comunidade sira seluk ne'ebé interese iha projetu servisu estensaun/programa mikro prioridade sei partisipa iha enkontru ne'e.

### (3) Oráriu no Fatin

Enkontru lora tolu tenke hala'o iha sede suku.

### (4) Ajenda Sesaun ne'ebé Propoin

Tuirmai mak ajenda padraun ne'ebé propoin ba enkontru.

#### **Ajenda Padraun ba Enkontru ba Formasaun Grupu**

##### **Loron da-1**

Oras (OTL)	Sesaun	Rekursu umanu
10:00-10:30	Sesaun 1: Liña jerál hosi sesaun (objetivu, atividade no oráriu)	DNFBH/Funisionáriu Floresta Munisípiu/Fasilitadór/ONG
10:30-11:00	Sesaun 2: Introdusaun liña jerál hosi servisu estensaun/programa mikro	Fasilitadór/ONG
11:00-11:15	Merenda	-
11:15-12:30	Pergunta no resposta	Fasilitadór/ONG
12:30-13:30	Han meudia	-
13:30-16:30	Sesaun 3: Identifikasaun uma kain ne'ebé hakarak hola parte iha projetu	Fasilitadór/ONG

##### **Loron da-2**

Oras (OTL)	Atividade	Rekursu umanu
10:00-10:30	Revee filafali sesaun lora da-1	Fasilitadór/ONG
10:30-12:30	Sesaun 3: Identifikasaun uma kain ne'ebé sei hola parte iha projetu (inklui merenda)	Fasilitadór/ONG
12:30-13:30	Han meudia	-
13:30-16:30	Sesaun 4: Selesaun ba lider suku sira no membru prinsipál sira, no diskusaun kona-ba papél no responsabilidade hosi respetiva membru sira	Fasilitadór/ONG

##### **Loron da-3**

Oras (OTL)	Atividade	Rekursu umanu
10:00-10:30	Revee filafali sesaun lora da-1	Fasilitadór/ONG
10:30-12:30	Sesaun 5: Diskusaun no determinasaun projetu mikro nia vizaun , grupu beneficiáriu nia misaun no regra/bazeia ba lei	Fasilitadór/ONG
12:30-13:30	Han meudia	-
13:30-16:00	Sesaun 5: Diskusaun no determinasaun projetu mikro nia vizaun , grupu beneficiáriu nia misaun no regra/bazeia ba lei	Fasilitadór/ONG
16:00-16:30	Klarifikasaun no pergunta Esplikasaun ba pasu tuirmai	DNFBH/Funisionáriu Floresta Munisípiu/Fasilitadór/ONG

Rekursu: Ekipa Projetu JICA (2015)

## (5) Matadalan ba Enkontru

Enkontru ne'e tenke hala'o tuir prosedimentu hanesan tuirmai:

Sesaun 1: Introdús enkontru nia objetivu, liña jerál no oráriu ba partisipante sira;

Sesaun 2: Fó esplikasaun badak ba partisipante sira kona-ba servisu estensaun/programa mikro nia liña jerál (objetivu, atividade prinsipál, planu kursu treinamentu, obrigasaun/responsabilidade hosi membru sira, no benefísiu ne'ebé espera ne'ebé membru sira sei bele simu) atu ajuda sira hetan figura ne'ebé klaru hosi servisu estensaun/programa mikro;



Sesaun 3: Haruka partisipante sira atu identifika no hili pelumenus uma-kain 20 to 30 hosi aldeia ida-idak liuhosi konfirma sira-nia hakarak atu participa iha servisu estensaun/programa mikro no ezamina sira-nia disponibilidade hanesan membru. **Apêndise-5.2**, ne'ebé hatudu matadalan kona-ba selesaun ba membru grupu agrikultór/benefisiáriu sira, ba



respetiva servisu estensaun/programa mikro, bele uza iha enkontru.

### **Ponta ba diskusaun ne'ebé efetivu**

*Priór ba enkontru, ita-boot tenke transkreve matadalan hosi apêndise-5.2 iha suratahan boot, atu nune'e, partisipante sira bele komprende ho kle'an elijibilidade hanesan membru no sira-nia obrigasaun.*

*Karik partisipante sira husu ita-boot atu hili uma-kain hotu-hotu iha suku hanesan membru sira hosi grupu, tanba karik sira hakarak prevene sentimentu la justu entre komunitade sira. Maibé, ita-boot tenke mantén número hosi grupu agrikultór/benefisiáriu másimu ema na'in 20-30, Selae sei difisil atu fornese kursu treinamentu ne'ebé efetivu.*

Sesaun 4 (1): Husu partisipante sira atu hili lider membru xave hosi grupu entre membru ne'ebé hili:

- Lider ida,
- vice lider ida,
- sekretária ida, no

- membru prinsipál ida ka rua depende ba to'os demonstrasaun ne'ebé atu dezenvolve iha servisu estensaun/programa mikro.

Sesaun 4 (2): Depois selesaun ba lider grupu sira, husu partisipante sira atu diskute kona-ba papél no responsabilidade hosi respetiva membru, hanaran, lider, vice-lider, sekretária, no membru prinsipál refere ba papél padraun no responsabilidade hosi membru sira ne'ebé hatudu iha **Apêndise-5.3**;

**Ponta ba diskusaun ne'ebé efetivu**

*Priór ba enkontru, ita-boot tenke transkreve matadalan ho papél no responsabilidade padraun hosi membru sira ne'ebé deskreve iha Apêndise-5.3 ba suratahan boot. Suratahan boot tenke uza ba esplikaun iha terrenu atu ajuda partisipante sira komprende papél no responsabilidade hosi membru xave sira.*

Sesaun 5: Ajuda partisipante sira determina vizaun hosi servisu estensaun/programa mikro, misaun hosi grupu agrikultór/benefisiáriu, no regra/bazeia ba lei ne'ebé membru sira tenke tuir ho refere ba vizaun no misaun padraun hosi servisu estensaun/programa mikro ne'ebé deskreve iha **Apêndise-5.4**.

**Ponta ba diskusaun ne'ebé efetivu**

*No mós, ita-boot tenke transkreve deskrisaun hosi Apêndise-5.4 iha suratahan boot prior ba enkontru, atu nune'e, ita-boot bele uza sira iha diskusaun.*

Diskusaun hotu-hotu tenke hakerek iha suratahan boot no kadernu.

(6) Entrada (Rekursu Umanu no Material) ne'ebé Presiza

Tuirmai mak entrada ne'ebé presiza ba pasu ne'e.

- a. Funsionáriu NDFWM/NDFC, Funsionáriu Floresta Munisípiu, no Guarda Floresta
- b. Fasilitadór/ONG
- c. Prepara suratahan esplikativu ho deskrisaun iha Apêndise-5.2 no 5.3 mak transkreve
- d. Suratahan boot
- e. Markadór ho kór oioin
- f. Fita-kola
- g. Merenda, bee, no hahán meiodia ba partisipante sira

(7) Servisu Uma Depois Enkontru

Rezultadu hosi enkontru sei kompila iha formatu ne'ebé hatudu iha Apêndise-5.3 no 5.4.

(8) Rezultadu ne'ebé Espera

Grupú agrikultór/benefisiáriu ne'ebé kompostu hosi membru 20 to'o 30 sei organiza ho ninia vizaun, misaun, no papél/responsabilidade hosi membru sira iha kada aldeia ba kada servisu estensaun/programa mikro.

## **【Faze 2.2-Pasu 2】 Vizita Estudu/Vizita Kruza**

Membru sira hosi grupu agrikultór/benefisiáriu tenke lori ba suku ne'ebé hala'o ona atividade ne'ebé hanesan ba servisu estensaun/programa mikro prioridade, atu nune'e, sira bele hetan vizaun ne'ebé klaru hosi servisu estensaun/programa mikro.

### **(1) Objektivu**

Objetivu prinsipál hosi vizita estudu /vizita kruza mak atu ajuda lider sira no membru prinsipál hosi grupu agrikultór/benefisiáriu iha figura ne'ebé klaru kona-ba servisu estensaun/programa mikro liuhosi observaun ba rezultadu atuál iha terrenu no diálogu ho presede sira. Liuliu, vizita estudu/vizita kruza nia objetivu atu fasilita membru sira hosi grupu atu: i) aprende atividade xave ne'ebé introdús liuhosi servisu estensaun/programa mikro; ii) observa rezultadu no efeito hosi atividade; no iii) aprende lisaun ne'ebé hosi esperiénsia iha terrenu.

### **(2) Partisipante ne'ebé Espera**

Totál hosi membru mak 20 to 30, kompostu hosi lider grupu, membru prinsipál, joven no fetu, no membru seluk hosi grupu, sei hili hanesan partisipante iha vizita ne'e. Tanba atensaun tenke haree ba balansu jéneru hosi partisipante sira durante selesaun.

### **(3) Oráriu no Fatin**

Loron ida uza ba vizita no enkontru ho komunitade iha suku, no loron ida ka rua seluk karik prezisa ba viajen hosi no ba suku.

### **(4) Ajenda Sesaun ne'ebé Propoin**

Tuirmai mak ajenda padraun ba vizita estudu.

**Ajenda Padraun ba Vizita Estudu**

<b>Oras (OTL)</b>	<b>Atividade</b>	<b>Rekursu umanu</b>
10:00-10:30	Sesaun 1: Introdusaun (Partisipante no objetivu hosi vizita)	Funisionáriu Floresta Munisípiu/ Fasilitadór/ONG
10:30-12:30	Sesaun 2: Fahe esperiénsia hosi suku ne'ebé vizita ba - Atividade prinsipál ne'ebé hala'o iha suku - Rezultadu prinsipál ne'ebé hetan hosi atividade - Responsabilidade hosi membru sira - Lisaun di'ak ne'ebé aprende (inklui merenda)	Fasilitadór /ONG Komunitade hosi suku ne'ebé vizita ba
12:30-13:30	Han meiudia	-
13:30-14:30	Sesaun 3: Pergunta no resposta	Fasilitadór /ONG Komunitade hosi suku ne'ebé vizita ba
14:30-15:30	Session 4: Observasaun iha terrenu	Fasilitadór /ONG Komunitade hosi suku ne'ebé vizita ba
15:30-16:00	Ramata	Funisionáriu Floresta Munisípiu/ Fasilitadór/ONG

Rekursu: Ekipa Projeto JICA (2013)

### **(5) Matadalan be Enkontru**

Enkontru ho komunitade iha hosi suku ne'ebé vizita ba tenke hala'o tuir prosedimentu hanesan tuirmai.

Sesaun 1 (1): Introdús partisipante sira (membru sira hosi grupu servisu) iha vizita estudu atu fó benvindu ba komunitade ne'ebé mai no vice versa;



Sesaun 1 (2): Esplika objetivu, oráriu, no rezultadu ne'ebé espera hosi vizita ba partisipante sira;

Sesaun 2: Husu lider suku ka komunitade sira hosi suku ne'ebé vizita ba, atu esplika tópiku ba partisipante sira iha vizita estudu ne'e:

- Objetivu no atividade prinsipál ne'ebé sira involve ba
- Rezultadu ka mudansa ruma ne'ebé hetan liuhosi atividade
- Papél prinsipál hosi respetiva membru hosi grupu, no
- Lisaun ne'ebé aprende iha atividade.

Sesaun 3: Fasilita diskusaun entre partisipante iha vizita no komunitade hosi suku ne'ebé vizita ba.

Sesaun 4: Hatudu ba partisipante sira, rezultadu hosi atividade iha terrenu (ezemplu, to'os ho medida konservasaun rai, plantasaun ai-kabelak no ai-industriál/ai-fuan, no produktu lokál ne'ebé prodús hosi grupu hodi fa'an.



#### (6) Entrada (Rekursu Umanu no Materiál) ne'ebé Presiza

Tuirmai mak entrada ne'ebé presiza ba pasu ne'e.

- a. Funsionáriu Floresta Munisípiu, no Guarda Floresta
- b. Fasilitadór/ONG
- c. Meius transporte ba partisipante sira
- d. Kadeira no fatin ba enkontru iha suku ne'ebé vizita ba
- e. Merenda, bee, no hahán meiodia ba partisipante sira
- f. Akomodasaun ba partisipante sira, karik nesésáriu

#### (7) Rezultadu ne'ebé Espera

Membru sira hosi grupu servisu sei iha imajen ne'ebé klaru no konkretu no idea hosi servisu estensaun/programa mikro, liuliu ninia atividade, karik rezultadu ne'ebé posivel, no papél hosi grupu agrikultór/benefisiáriu iha implementasaun hosi servisu estensaun/programa mikro.

**[Faze 2.2-Pasu 3] Planeamentu Partisipativu ba Planu servisu Anuál hosi Servisu Estensaun/Programa mikro**

Membru sira hosi grupu agrikultór/benefisiáriu tenke prepara planu servisu anuál hosi servisu estensaun/programa mikro ne'ebé sira sei involve ba.

**(1) Objektivu**

Objektivu prinsipál hosi pasu ne'e mak atu ajuda membru sira hosi grupu agrikultór/benefisiáriu atu prepara planu servisu anuál hosi servisu estensaun/programa mikro ho maneira partisipativu.

**(2) Rezultadu ne'ebé Espera**

Lider no membru prinsipál no mós membru sira seluk, inklui membru feto no joven sei partisipa iha enkontru ne'e. Totál númeru hosi partisipante sira iha enkontru ne'e, pelumenus to'o ema na'in-50.

**(3) Oráriu no Fatin**

Enkontru loron rua sei hala'o iha sede suku.

**(4) Ajenda Sesaun ne'ebé Propoin**

Tuirmai mak ajenda padraun ba enkontru.

**Ajenda Padraun ba Enkontru Planeamentu servisu anuál**

**Loron da-1**

Oras (OTL)	Sesaun	Rekursu umanu
10:00-10:30	Sesaun 1: Liña Jerál hosi sesaun (objektivu, atividade no oráriu)	GBH/Funsióariu Floresta Munisípiu/ fasilitadór/ONG
10:30-11:00	Sesaun 2: Introdusaun ba atividade ne'ebé planeadu hosi servisu estensaun/programa mikro	Fasilitadór/ONG
11:00-11:15	Merenda	-
11:15-12:30	Sesaun 3: Grupu diskusaun hosi oráriu servisu no rezultadu ne'ebé espera hosi atividade	Fasilitadór /ONG
12:30-13:30	Han meuidia	-
13:30-16:30	Sesaun 3: Grupu diskusaun hosi oráriu servisu no rezultadu ne'ebé espera hosi atividade	Fasilitadór/ ONG

**Loron da-2**

Oras (OTL)	Atividade	Rekursu umanu
10:00-10:30	Revee filafali sesaun loron da-1	Fasilitadór/ONG
10:30-12:30	Sesaun 4: Diskusaun grupu kona-ba papél no responsabilidade hosi grupu agrikultór/benefisiáriu sira no DNFBH/DNFC/MAP no membru ne'ebé responsavel ba atividade sira	Fasilitadór/ONG
12:30-13:30	Han meuidia	-
13:30-16:30	Sesaun 4: Diskusaun grupu kona-ba papél no responsabilidade hosi grupu agrikultór/benefisiáriu sira no DNFBH/DNCC/MAP no membru ne'ebé responsavel ba respetiva hosi atividade sira	DNFBH/Funsióariu Floresta Munisípiu/ fasilitadór/ONG

Rekursu: Ekipa Projetu JICA (2013)

**(5) Matadalan ba Enkontru**

Enkontru tenké hala'o tuir prosedimentu hanesan tuirmai:

- Sesaun 1 (1): Introdús objektivu, liña jerál no oráriu hosi enkontru ba partisipante sira;
- Sesaun 2: Introdús atividade ne'ebé planeadu iha servisu estensaun/programa mikro liuhosi esplikasaun ba:
  - Objektivu no liña jerál hosi atividade,
  - Grupu tarjetu ,no

- Oráriu hosi atividade.

**Aponta ba diskusaun ne'ebé efetivu**

*Priór ba enkontru, ita-boot tenke prepara suratahan esplikativu kona-ba liña jerál hosi servisu estensaun/programa mikro liuhosi transkreve deskrisaun hosi Apêndise-5.5 iha suratahan boot. Suratahan esplikativu bele uza ba introdusaun atividade hosi servisu estensaun/programa mikro.*

Sesaun 3: Diskute oráriu no rezultadu ne'ebé espera hosi atividade respetiva (bainhira atividade ne'e bele hala'o no rezultadu saida mak bele hetan hosi atividade).



Sesaun 4 (1): Diskute kona-ba papél no responsabilidade hosi parseiru xave, hanesan grupu agrikultór/benefisiáriu no DNFGBH/DNFCE/MAP, no fasilitadór/ONG.

Sesaun 4 (2): Husu partisipante sira atu identifika no hili membru sira hosi grupu ne'ebé responsavel hodi hakonu papél hosi grupu.

**Aponta ba diskusaun ne'ebé efetivu**

*Priór ba enkontru, ita-boot tenke prepara formatu tuirmai iha suratahan boot ba diskusaun iha sesaun 3 no 4.*

*Iha enkontru, ita-boot tenke husu partisipante sira prepara oráriu hosi atividade ho konsiderasaun sira-nia tradisaun/relijiaun no atividade ekonómiku, atu asegura sira-nia partisipasaun iha atividade servisu estensaun/programa mikro.*

**Formatu ba Planu Servisu Anuál**

Atividade	Objetivu hosi atividade	Rezultad u ne'ebé Espera	Tempu												Funsan hosi		Membru ne'ebé responsavel	
			1	2	3	4	5	6	7	8	9	10	11	12	Grupu	MAP		

Fonte: Ekipa Projetu JICA (2015)

Diskusaun iha enkontru tenke hakerek iha suratahan boot no kadernu.

**(6) Entrada (Rekursu Umanu no Material) ne'ebé Presiza**

Entrada tuirmai mak presiza ba pasu ne'e.

- a. Funsionáriu DNFGBH/DNCN, Funsionáriu Floresta Munisípiu, no Guarda Floresta
- b. Fasilitadór/ONG
- c. Suratahan boot esplikativu ho deskrisaun atividade hosi servisu estensaun/programa mikro
- d. Formatu mamuk hosi planu servisu ne'ebé prepara iha suratahan boot

- e. Suratahan boot
- f. Markadór ho kór oioin
- g. Fita-kola
- h. Merenda, bee, no hahán meiudia ba partisipante sira

(7) Servisu Uma depois Enkontru

Rezultadu hosi diskusaun iha enkontru tenke tau kódigu iha *MS Excel* atu halo planu servisu hosi kada servisu estensaun/programa mikro prioridade. Planu servisu tenke fahe ho grupu respetiva agrikultór/benefisiáriu.

(8) Rezultadu ne'ebé espera

Planu servisu anuál, ne'ebé membru grupu agrikultór/benefisiáriu sira bele simu, sei prepara iha maneira participatorio. Membru importante, hanesan lider, membru importante, no seluk, bele fasilita komprende sira-nia funsaun iha atividade ne'ebé refere.

Annual work plans, which could be accepted by the members of the farmers'/beneficiaries' groups, will be prepared in a participatory manner. Key members, such as leaders, core members, and others, could understand their roles in the respective activities.

## **[Faze 2.2-Pasu 4] Hala'o Kursu Treinamentu Diretamentu/Eskola Agrikultór iha Terrenu (FFSs)**

Membru sira hosi grupu agrikultór/benefisiáriu tenke atende kursu treinamentu direktamente ka eskola agrikultór iha terrenu (FFSs) prepara hosi servisu estensaun/programa mikro.

### **(1) Objektivu**

Objetivu prinsipál hosi pasu ne'e mak atu fasilita membru sira hosi grupu agrikultór/benefisiáriu atu aprende/hetan tékniku/abilidade ne'ebé introdús liuhosi kursu treinamentu direktamente ka eskola agrikultór iha terrenu (FFSs) hosi servisu estensaun/programa mikro. Kursu treinamentu/FFSs tenke hala'o hanesan ho konseitu atu asegura katak membru sira bele hetan tékniku/abilidade liuhosi kursu treinamentu no aplika hanesan ba sira-nia to'os rasik/plot.

- a. Halo direktamente: Konseitu `aprende liuhosi halo` tenke adopta atu nune'e membru sira bele pratika tékniku/abilidade iha terrenu.
- b. Partisipativu: Membru hotu-hotu tenke pratika hirak-ne'e iha kursu treinamentu
- c. Kontinuasaun: Kursu treinamentu ka FFSs tenke kontinua hala'o iha to'os demonstrasaun, atu nune'e membru sira bele tuir prosesu hotu-hotu hosi servisu estensaun/programa mikro tomak iha terrenu. Liuhosi halo rasik, membru sira bele realiza konsekuénsia no efektividade hosi tékniku ne'ebé sira pratika iha to'os demonstrasaun.

### **(2) Partisipante ne'ebé espera**

Membru hotu-hotu hosi grupu beneficiáriu sira sei partisipa iha kursu treinamentu ne'e.

### **(3) Oráriu hosi Kursu Treinamentu**

Períodu tomak hosi kursu treinamentu ka FFSs mak hosi fulan neen to'o tinan ida, depende tipu servisu estensaun/programa mikro. Ezemplu FFs kona-ba produsaun ai-oan no kuda ai sei hahú ho estabesimentu viveiru iha fulan Marsu no ikusliu ho kuidadu ai-oan ne'ebé kuda iha fulan Feveireiru/Marsu iha tinan tuirmai, no hirak-ne'ebé kona-ba to'os rai-lolon sei hahú halo adubu orgánika iha fulan Maiu no ramata iha fulan Maiu/Juñu iha tinan tuirmai ho poste kolleita batar. Iha parte seluk, durasaun hosi kursu treinamentu iha variaun hosi loron ida to'o loron tolu, depende ba kompleksidade ka difikuldade hosi tékniku/abilidade ne'e.

### **(4) Fatin ba Kursu Treinamentu**

Iha kursu treinamentu/FFs servisu estensaun/programa mikro hosi agrikultura no floresta, sei hala'o iha to'os demonstrasaun, ne'ebé sei estabelese iha kada aldeia, iha prinsipál. To'os demonstrasaun tenke hili entre to'os ne'ebé na'in hanesan membru prinsipál tuir kritería hanesan tuirmai:

- a. Toos ne'ebé asesu ba uma kain maioria;
- b. Toos ne'ebé besik ba Estrada iha suku;
- c. Toos ne'ebé uza ona ba to'os ka to'os muda ba mai;
- d. Toos ne'ebé iha buat balu observa komun hosi to'os nain seluk; no
- e. Toos ne'ebé bele uza ba objetivu treinamentu.

Iha adisionál, ba kondisaun ne'ebé mensiona iha leten, prinsipal tuirmai tenke konkorda entre membru prinsipál no seluk.

- To'os demonstrasaun tenke uza ba fatin ba kursu treinamentu ba membru hotu-hotu hosi grupu.
- Produitu ne'ebé prodús iha to'os demonstrasaun, la'ós ai no ai-han inan ne'ebé kuda iha to'os demonstrasaun, tenke fahe entre membru sira hotu ka uza ba benefísiu hosi grupu.
- Membru hotu-hotu hosi grupu iha responsabilidade ba manutensaun no jestaun hosi to'os demonstrasaun hosi grupu.
- Depois projetu servisu estensaun/programa mikro, membru hotu-hotu tenke decide, to'os demonstrasaun uza kontinua ka lae ba objetivu hanesan ka filafali ba na'in.

### (5) Kursu treinamentu/FFSs

Kursu treinamentu/FFSs série sei arranja no hala'o kursu hosi servisu estensaun/programa mikro. Apêndise-5.6 hatudu kursu treinamentu hosi servisu estensaun/programa mikro xave. Oráriu padraun hosi treinamentu mak hanesan tuirmai.

**Oráriu Padraun ba Kursu Treinamentu Diretamente**

Oras (OTL)	Sesaun	Rekursu umanu
09:00-09:30	Sesaun 1: Introdusaun hosi kursu treinamentu	Funisionáriu Floresta Munisípiu Fasilitadór/ONG
09:30-10:00	Sesaun 2: Introdusaun hosi tékniku/abilidade ne'ebé introdús iha kursu	Fasilitadór /ONG
10:00-10:15	Merenda	-
11:15-12:30	Sesaun 3: Pratika tékniku/abilidade iha to'os demonstrasaun	Fasilitadór/ONG
12:30-13:30	Lunch Break	-
13:30-16:00	Sesaun 3: Pratika tékniku/abilidade iha demonstrasaun	Fasilitadór /ONG
16:00-17:00	Sesaun 4: Pergunta no resposta, Revee no avaliasaun	Funisionáriu Floresta Munisípiu Fasilitadór/ONG

Fonte: JICA Project Team (2013)

### (6) Matadalan ba Enkontru

Kursu treinamentu sei hala'o tuir prosedimentu tuirmai:

- Sesaun 1: Introdús objetivu no oráriu hosi kursu treinamentu ba partisipante sira;
- Sesaun 2: Esplika tékniku/abilidade ne'ebé kursu treinamentu ne'e introdús.



#### **Aponta ba diskusaun ne'ebé efetivu**

*Priór ba kursu treinamentu, ita-boot tenke prepara suratahan esplikativu ne'ebé introdús liña jerál hosi tékniku ne'ebé demonstra iha kursu treinamentu. Ita-boot tenke esplika ba membru sira i) efetividade hosi tékniku, ii) importánsia tékniku (diferénsia hosi métodu konvensional), iii) vantajen no dezvantajen, no iv) métodu aplikasaun uza suratahan boot esplikativu.*

Sesaun 3 (1): Muda ba to'os demonstrasaun no demonstra tékniku/abilidade ba partisipante sira

Sesaun 3 (2): Husu partisipante sira atu halo hanesan iha to'os demonstrasaun atu pratika tékniku/abilidade;

Sesaun 3 (3): Fornese sujestaun tékniku ba partisipante sira atu fasilita sira hodi aplika tékniku/abilidade ho própriu

Sesaun 4 (1): Ajuda partisipante atu halo klaru sira-nia duvida liuhosi pergunta no resposta; no

Sesaun 4 (2): Husu partisipante sira atu revee no avalia tékniku ne'ebé sira pratika iha to'os demonstrasaun.



Minuta hosi diskusaun tenke foti iha Sesaun 4.

#### (7) Entrada (Rekursu Umanu no Materiál) ne'ebé Presiza

Entrada ne'ebé presiza ba pasu ne'e.

- Funshonáriu Floresta Munisípiu, Guarda Floresta
- Fasilitadór/ONG
- Suratahan boot esplikativu ho liña jerál hosi tékniku/abilidade
- Ekipamentu to'os/materiál (karik nesesáriu)
- Suratahan boot
- Markadór ho kór oioin
- Fita-kola
- Merenda, bee no hahán meiodia ba partisipante sira



#### (8) Rezultadu ne'ebé Espera

Membru sira hosi grupu agrikultór/benefisiáriu sei aprende no hetan tékniku/abilidade série ne'ebé util iha jestaun rai no floresta ne'ebé sustentável.



## **[Faze 2.2-Pasu 5] Avaliasaun anuál no Planeamentu Planu servisu Anuál**

Membru sira hosi grupu agrikultór/benefisiáriu sira tenke reeve no avalia atividade hosi servisu estensaun/programa mikro no prepara planu servisu anuál hanesan ba tinan tuirmai bazeia ba rezultadu hosi avaliasaun.

### (1) Objektivu

Objektivu prinsipál hosi pasu ne'e mak atu ajuda membru sira hosi grupu agrikultór/benefisiáriu, liuliu lider sira no membru prinsipál, avalia rezultadu hosi servisu estensaun/programa mikro no formula planu servisu anuál efektivu ba tinan segundu ho maneira partisipativu. Iha ikus membru sira tenke:

- a. Reeve no avalia prosesu no rezultadu hosi atividade (ezemplu, kursu treinamentu direktamente) hosi servisu estensaun/programa mikro;
- b. Reeve partisipasaun hosi membru sira iha atividade;
- c. Reeve no avalia efektividade hosi kursu treinamentu;
- d. Identifika difikuldade ne'ebé sira enfrenta; no
- e. Tais lisaun ne'ebé aprende hosi servisu estensaun/programa mikro.

### (2) Partisipante ne'ebé Espera

Lider sira no membru prinsipál no mós membru seluk inklui feto no membru joven sira sei partisipa iha enkontru. Totál númeru hosi partisipante sira iha enkontru pelumenus ema na'in-50.

### (3) Oráriu no Fatin

Enkontru lora rua sei hala'o iha sede suku.

### (4) Ajenda Sesaun ne'ebé Propoin

Tuirmai mak ajenda padraun ba enkontru.

#### **Ajenda Padraun ba Enkontru kona-ba Planeamentu no Avaliasaun Servisu Anuál**

##### **Loron da-1**

<b>Oras (OTL)</b>	<b>Sesaun</b>	<b>Rekursu umanu</b>
10:00-10:30	Sesaun 1: Liña jerál hosi sesaun (objektivu, atividade no oráriu)	DNFGBH/Funionáriu Floresta Fasilitadór/ONG
10:30-11:00	Sesaun 2: Introdusaun hosi atividade/treinamentu ne'ebé halo hosi projetu ho númeru partisipante sira iha atividade/kursu treinamentu	Fasilitadór/ONG
11:00-11:15	Merenda	-
11:15-12:30	Sesaun 3: Reeve no avalia projetu atividade hanesan komparasaun ho tarjetu ne'ebé espera, hatudu iha planu servisu	Fasilitadór/ONG
12:30-13:30	Han meudia	-
13:30-15:45	Sesaun 4: Diskusaun/avaliasaun hosi difikuldade ne'ebé membru sira enfrenta	Fasilitadór/ONG
15:45-16:30	Sesaun 5: Asaun nesésáriu ne'ebé foti atu hadi'a	Fasilitadór/ONG

##### **Loron da-2**

<b>Oras (OTL)</b>	<b>Atividade</b>	<b>Rekursu umanu</b>
10:00-10:30	Reeve filafali sesaun lora da-1	Fasilitadór/ONG
10:30-11:30	Sesaun 6: Esplikasaun badak hosi atividade ne'ebé planeadu ba projetu mikro	Fasilitadór/ONG
11:30-11:45	Merenda	-
11:45-13:00	Sesaun 7: Diskusaun no preparasaun hos planu servisu anuál	Fasilitadór/ONG
13:00-14:00	Han meudia	-
14:00-16:30	Sesaun 7: Diskusaun no preparasaun hosi planu servisu anuál	Fasilitadór /ONG
16:30-17:00	Konkluzau	DNFGBH/Funionáriu Floresta Fasilitadór/ONG

Fonte: Ekpa Projetu JICA (2013)



(5) Matadalan ba Enkontru

Enkontru tenke hala’o tuir prosedimentu hanesan tuirmai.

Sesaun 1 (1): Introdús objetivu, liña jerál no oráriu hosi enkontru ba partisipante sira.

Sesaun 2 (1): Introdús i) atividade (kursu treinamentu) ne’ebé hala’o iha to’os demonstrasaun ii) tékniku/abilidade prinsipál no iii) nivel partisipasaun hosi membru sira respetiva iha kursu treinamentu.



Aponta ba diskusaun ne’ebé efektivu

*Priór ba enkontru, ita-boot tenke prepara suratahan boot esplikativu ne’ebé hatudu kursu treinamentu ne’ebé hala’o, tópiku no tékniku ne’ebé introdús hosi respetiva kursu treinamentu, no númeru hosi partisipante sira iha kursu treinamentu uza formatu iha kraik ne’e.*

Kursu treinamentu	Tópiku importante/tékniku ne’ebé introdús	Númeru partisipante

Fonte: Ekipa Projetu JICA (2015)

Sesaun 3: Husu partisipante sira atu avalia rezultadu hanesan komparasaun ba rezultadu ne’ebé espera iha planeamentu hosi planu servisu anuál iha Sesaun 5.2.3;

Sesaun 4: Husu partisipante sira atu identifika difikuldade ne’ebé sira enfrenta iha kursu hosi servisu estensaun/programa mikro;

Sesaun 5: Ajuda partisipante sira haree no buka solusaun/rekomendasaun ba asaun ne’ebé foti hodi hadi’a;

Session 6: Introduce activities of the extension services/micro programs planned in the following year along with aims, timeframes, and expected outputs of the respective activities; and



Sesaun 6: Introdús atividade servisu estensaun/programa mikro ne'ebé planeadu iha tinan tuirmai ho objetivu, oráriu no rezultadu ne'ebé espera hosi respetiva atividade sira; no

Sesaun 7: Ajuda partisipante sira halo planu servisu anuál uza formatu ne'ebé hatudu iha pasu 3

**Aponta ba diskusaun ne'ebé efetivu**

*Priór ba enkontru, ita tenke prepara formatu mamuk ba planu servisu anuál ne'ebé hatudu iha pasu 3 iha suratahan boot. Formatu sei uza ba diskusaun iha sesaun7.*

Diskusaun iha enkontru tenke hakerek iha suratahan boot no kadernu.

**(6) Entrada (Rekursu Umanu no Materiál) ne'ebé Presiza**

Entrada tuirmai ne'ebé presiza ba pasu ne'e.

- a. Funsionáriu NDFWM/NDFC, Funsionáriu Floresta Munisípiu, no Guarda Floresta
- b. Fasilitadór/ONG
- c. Suratahan boot esprikativu kona-ba rezultadu atividade hosi programa mikro
- d. Suratahan boot ho formatu mamuk planu servisu anuál
- e. Suratahan boot
- f. Markadór ho kór oioin
- g. Fita-kola
- h. Merenda, bee no hahán meiodia ba partisipante sira

**(7) Servisu uma Depois enkontru**

Rezultadu hosi diskusaun iha enkontru tenke tau kódigu iha *MS Excel* atu prepara planu servisu anuál ba servisu estensaun/programa mikro ba tinan segundu. Planu servisu anuál sei fahe ho grupu agrikultór/benefisiáriu hosi respetiva servisu estensaun/programa mikro.

**(8) Rezultadu ne'ebé Espera**

Planu servisu anuál ba servisu estensaun/programa mikro ba tinan segundu sei desenvolve hosi membru sira hosi grupu agrikultór/benefisiáriu iha konsiderasaun hos lisaun ne'ebé hetan hosi atividade iha tinan primeiru.

## 6. Mekanizmu Implementasaun Manuál

Kapítulu nee introdús i) kadru servisu institusionál implementasaun manuál ne'e, ii) preparasaun nesesáriu ne'ebé halo, atu nune'e implementasaun la'o di'ak no efektivu, no iii) oráriu padraun implementasaun/oráriu iha nivel suku.

### 6.1 Kadru servisu Institusionál ba Implementasaun

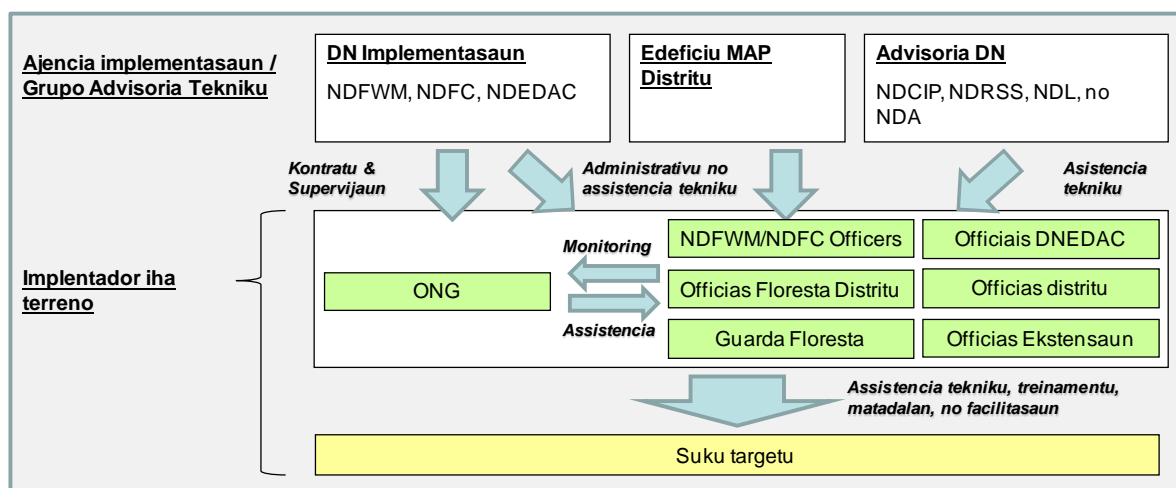
#### 6.1.1 Sistema Implementasaun

Diresaun Nasionál Floresta (DNF), ne'ebé fahe sai Diresaun Nasionál Floresta no Bacias Hidrograficas (NDFGBH) no Diresaun Nasionál Conservasaun Natureza (DNCN) iha tinan 2014, tenke sai hanesan ajénsia implementadór prinsipál ba implementasaun manuál, no mós Edifisiu MAP Munisípiu ne'ebé involve no Diresaun Nasionál Estensaan no Dezenvolvimentu Agrikultura no Komunitade (DNEDAC) tenke funsiona hanesan ajénsia ko-implementasaun, liuliu bainhira implementa servisu/programa mikro estensaan agrikultura no floresta.

Diresaun nasional sira seluk, hanesan Diresaun Nasionál Kafé no Planta Industriál (DNCIP), Diresaun Nasionál Agro-negósiu (DNA), Diresaun Nasionál Ai-han no Ortikultura (DNCH), no Diresaun Nasionál Pekuária (DNP), karik involve iha implementasaun servisu estensaan/projetu mikro hanesan suporta tékniku hosi kotuk.

Ida tan, ajénsia governu, ONG sira, sei hala'o papél importante iha introdusaun no estabesimentu mekanizmu CB-NRM iha nivel suku, tanba maioria funsionáriu MAP sei iha esperiénsia ne'ebé menus, kona-ba servisu ho komunitade hanesan fasilitadór. Tan ne'e, esensial atu uza ONG ne'ebé iha kapasidade hanesan fasilitadór iha terrenu, iha dezenvolvimentu rural, reflorestasaun, no dezenvolvimentu agríkola.

Ne'e duni, kadru servisu organizaun tuirmai, ne'ebé apresenta iha kapítulu 3, rekomenda ba promosaun mekanizmu CB-NRM.



Fonte: Ekipa Projetu JICA (2015)

#### Estrutura Organizaun Introdusaun Mekanizmu CB-NRM

Papél no responsabilidade ne'ebé hein hosi implementadór xave iha kadru serbisu ne'ebé mensiona iha leten deskreve hanesan tuirmai:

**Papél no Responsabilidade ne'ebé hein hosi Implementadór xave**

<b>Implementadór xave</b>	<b>Papél no Responsabilidade ne'ebé hein</b>
<b>1. Nivel Sentrá</b>	
(1) DNFGBH/DNCN (Edifísiu DNFGBH/DNCN)	<ol style="list-style-type: none"> <li>1. Responsavel ba preparasaun polítika nesesáriu, matadalan, no programa nasional kona-ba promosaun CB-NRM.</li> <li>2. Asegura orsamentu nesesáriu atu implementa programa nasional kona-ba promosaun CB-NRM.</li> <li>3. Fornese suporta administrativu nesesáriu no tékniku ba implementadór iha terrenu, ezemplu, Funsionáriu Floresta Munisípiu, Guarda Floresta, no ONG sira.</li> <li>4. Kontrata ho ONG ba servisu iha terrenu.</li> <li>5. Ajuda ONG sira iha introdusaun no estabesimentu mekanizmu CB-NRM his nivel suku ho funsionáriu floresta munisípiu no guarda floresta.</li> <li>6. Monitór and supervizona serbisu ONG nian ho funsionáriu floresta munisípiu no guarda floresta.</li> <li>7. Asiste edifísiu MAP munisípiu bainhira halo kontratu ho ONG sira iha kazu programa munisípiu.</li> </ol>
(2) DNEADC	<ol style="list-style-type: none"> <li>1. Responsavel ba preparasaun polítika nesesáriu, matadalan, no programa nasional kona-ba estensaun agrikultura ne'ebé iha relasaun hoCB-NRM.</li> <li>2. Fornese sujestaun no asisténsia tékniku ba implementadór iha terrenu, ezemplu, Funsionáriu Munisípiu, Funsionáriu Estensaun no ONG sira.</li> <li>3. Ajuda ONG sira iha implementasaun servisu estensaun/programa mikro ho funsionáriu DNFGBH/DNCN no Funsionáriu Floresta Munisípiu.</li> <li>4. Monitór no supervizona servisu ONG nian ba servisu estensaun/mikro programa ho funsionáriu DNFGBH/DNCN no funsionáriu Floresta Munisípiu.</li> </ol>
(3) Diresaun Nasional sira Seluk	<ol style="list-style-type: none"> <li>1. Fornese sujestaun no asisténsia tékniku atu ajuda implementadór iha terrenu, relevante ho tékniku iha terrenu ho koordensaun ho DNFGBH/DNCN no DNEADC.</li> </ol>
<b>2. Nivel Munisípiu</b>	
(1) Diretor Munisípiu	<ol style="list-style-type: none"> <li>1. Responsavel ba planeamentu programa munisípiu kona-ba promosaun CB-NRM iha liña ho programa nasional.</li> <li>2. Asegura orsamentu nesesáriu ne'ebé suficiente atu implementa programa munisípiu kona-ba promosaun CB-NRM.</li> <li>3. Fornese suporta nesesáriu administrativu no tékniku ba funsionáriu Munisípiu (Ezemplu, Ai-han no Ortikultura, Kafé no Planta Industrial, no Pekuária), Koordinadór Estensaun Postu administrativu, no Funsionáriu Estensaun.</li> <li>4. Kontrata ONG ba servisu iha terrenu iha kazu programa munisípiu.</li> </ol>
(2) Funsionáriu Floresta Munisípiu	<ol style="list-style-type: none"> <li>1. Servisu hamutuk ho ONG sira iha kursu introdusaun no estabesimentu mekanizmu CB-NRM iha nivel suku.</li> <li>2. Monitór atividade ONG nian hamutuk ho funsionáriu DNFGBH/DNCN, Funsionáriu Munisípiu iha área tékniku terrenu seluk, Koordinadór Estensaun Postu Administrativu, no Guarda Floresta.</li> <li>3. Fornese konsellu no orientasaun ba comunidade lokal ba jestaun rekursu natural sustentável hamutuk ho ONG sira.</li> </ol>
(3) Funsionáriu Munisípiu sira Seluk	<ol style="list-style-type: none"> <li>1. Servisu hamutuk ho ONG iha implementasaun servisu ekstensaun/programa mikro.</li> <li>2. Monitor atividade ONG ho officias DNFGBH/DNCN, Officias Floresta Distritu, Koordinador Ekstensaun Sub Distritu, no Guarda Floresta.</li> <li>3. Fornese matadalan tekniku ba comunidade lokal iha tekniku nebe relevante iha terreno iha koordensaun ho ONG, Koordinador Ekstensaun Sub Distritu, no Officias Ekstensaun.</li> </ol>
<b>3. Nivel Postu Administrativu/Nivel suku</b>	
(1) Guarda Floresta	<ol style="list-style-type: none"> <li>1. Fornese konsellu no orientasaun ba comunidade lokal ba jestaun rekursu natural sustentável iha koordensaun ho Funsionáriu Floresta Munisípiu no ONG sira.</li> <li>2. Monitór atividade ONG sira hamutuk ho funsionáriu DNFGBH/DNCN, Funsionáriu Floresta Munisípiu, Funsionáriu Munisípiu iha terrenu seluk, no</li> </ol>

<b>Implementadór xave</b>	<b>Papél no Responsabilidade ne'ebé hein</b>
	Koordenadór s Postu Administrativu.
(2) Koordenadór Postu Administrativu no Funsionáriu Estensaun	<ol style="list-style-type: none"> <li>1. Koopera ho funsionáriu DNFBGH/DNCN, Funsionáriu Floresta Munisípiu, Funsionáriu Munisípiu iha terrenu seluk, no guarda floresta iha monitorizasaun no supervizaun servisu ONG nian.</li> <li>2. Fornese servisu estensaun kona-ba tékniku/abilidade ne'ebé util ba CB-NRM iha kolaborasaun ho ONG sira.</li> </ol>
(3) ONG	<ol style="list-style-type: none"> <li>1. Responsavel ba implementasaun atividade iha terrenu hanesan kontratór.</li> <li>2. Performa hanesan fasilítadór prinsipál iha servisu terrenu.</li> <li>3. Gia no orienta comunidade lokál ba jestaun rekursu naturál sustentável iha koordenasaun ho funsionáriu DNFBGH/DNCN, Funsionáriu Floresta Munisípiu no Guarda Floresta.</li> <li>4. Arranja no organiza kursu treinamentu/servisu estensaun série ba comunidade lokál kona-ba tékniku/abilidade ne'ebé util ba CB-NRM iha koordenasaun ho funsionáriu DNEDAC, Funsionáriu Munisípiu, Koordenadór Estensaun Postu Administrativu, guarda Floresta, no Funsionáriu Estensaun.</li> <li>5. Asiste comunidade lokál, iha kolaborasaun ho funsionáriu DNFBGH/DNCN, Funsionáriu Floresta Munisípiu no Guarda Floresta, iha protesaun no jestaun floresta no rekursu naturál tuir regulamentu suku no planu utilizaun rai ba futuro.</li> </ol>
(4) Lider lokál hosi Suku	<ol style="list-style-type: none"> <li>1. Responsavel ba protesaun no jestaun ai laran no rekursu naturál seluk iha lokalidade tuir regulamentu suku.</li> <li>2. Hanorin no enkoraja comunidade lokál atu tuir regulamentu suku ba jestaun floresta no rekursu naturál sustentável.</li> <li>3. Enkoraja comunidade lokál atu partisipa iha prosesu introdusaun no estabesimentu mekanizmu CB-NRM.</li> <li>4. Enkoraja comunidade lokál atu aplika tékniku/abilidade ne'ebé util ba CB-NRM, ne'ebé sei introdús liuhosi treinamentu direktamente/FSS série arranja hosi servisu estensaun/programa mikro, ba sira-nia to'os rasik.</li> </ol>

Fonte: Ekipa Projetu JICA (2015)

### **6.1.2 Polítika no Kuadru Servisu Lejizlativa ba CB-NRM**

Polítika Nasionál iha Setór Floresta mak dokumentu governu nian atu orienta setór floresta iha Timor-Leste no indika direasaun ba setór nia objetivu. Mekanizmu CB-NRM no ninia atividade besik konsistente liu ho estratéjia ida-idak iha Polítika Setór Floresta.

Dekretu Jestaun Floresta mak dokumentu importante seluk ne'ebé indika kuadru servisu no prosesu hosi protesaun no jestaun rekursu floresta iha nasaun ne'e, maski ida-ne'e diskute ona iha konsellu ministru dezde tinan 2009. Mekanizmu CB-NRM bele inkorpora iha instrumentu ne'ebé propoin ba jestaun floresta sustentável iha dekretu jestaun floresta, hanaran “Konkordánsia Jestaun Floresta Komunitade (CFMA).”

**Apêndise-6.1** hatudu rezultadu hosi analiza simples ne'ebé halo hosi Projetu JICA CN-NRM no DNF kona-ba konsisténsia mekanizmu CB-NRM ho Polítika Direasaun Nasionál Floresta no Dekretu Jestaun Floresta. Tuirmai mak ninia sumáriu.

#### (1) Polítika Nasionál Floresta (2008)

Polítika Floresta Nasionál hasai iha tinan 2008, tau jestaun rekursu floresta sustentável no bacias hidrograficas hanesan ninia meta prinsipál atu atinje iha tinan 2020. Meta ne'e hetan suporta ona hosi objetivu polítika neen (6) tuirmai:

- a. Protesaun floresta
- b. Partisipasaun comunidade no privada iha dezvoltamentu floresta

- c. Konservasaun bacias hidrograficas
- d. Aflorestasaun no restaurasaun rai
- e. Dezenvolvimentu ambiente negósiu setór privada
- f. Dezenvolvimentu institusionál setór floresta

Introdusaun mekanizmu CB-NRM bele kontribui ba susesu hosi meta polítika fó sinerjia ba estratéjia ida-ida iha polítika, liuliu hirak-ne'ebé ba “Protesaun Floresta,” “Partisipasaun Komunitade no Privada iha Dezenvolvimentu Floresta,” “Konservasaun Bacias Hidrograficas,” no “Aflorestasaun no Restaurasaun Rai.”

## (2) Dekretu Jestaun Floresta

Dekretu Jestaun Floresta, ne'ebé ninia aprovasaun sei pendente hela hosi konsellu ministru dezde tinan 2009, mak kuadru servisu lejizlativa xave ba DNFGGBH/DNCN atu proteje no maneja rekursu floresta ho maneira ne'ebé sustentável. Hanesan ne'ebé deskreve iha **Apêndise-6.1** ho detallu, “jestaun floresta bazeia ba komunitade” mak konseitu abordajen ne'ebé adopta hosi dekreto jestaun floresta ba jestaun floresta sustentável iha Timor-Leste. Dekretu ne'e esplika ho klaru katak komunitade bele reklama hodi asesu, uza, no direitu jestaun ba área floresta ho kondisaun katak komunitade bele troka akordu (Akordu Jestaun Floresta Komunitade: CFMA) ho DNFGGBH/DNCN tuir termu no kondisaun espesífika iha Dekretu Jestaun Floresta.

Mekanizmu CB-NRM bele fasilita prosesu akizisaun CFMA iha nivel suku bainhira Dekretu Jestaun Floresta hamosu, hanesan hato'o liuhosi PLUP, bele uza hanesan materiál ba CFMA, hanesan mapa utilizasaun rai, regra kona-ba jestaun rekursu, preparasaun kolleita, no protesau/preparasaun konservasaun.

## 6.2 Preparasaun Nesesáriu ba Implementasaun

Rekomendasaun polítika ne'ebé dezenvolve hosi Projektu JICA-MAP CB-NRM halo rekomendasaun ualu tuirmai, ba promosaun no habelar mekanizmu CB-NRM iha Timor-Leste, liuliu iha mota-ninin krítiku iha nasaun ne'e.

**Rekomendasaun 1:** Abordajen CB-NRM hanesan aproximasaun xave ba jestaun floresta sustentável liuhosi hasai dokumentu polítika foun ho objetivu atu hala'o mekanizmu CB-NRM iha mota-ninin krítiku importante.

**Rekomendasaun 2:** Haluan mekanizmu CB-NRM iha suku hanesan ne'ebé planeadu iha Programa Konservasaun Floresta iha Planu Konservasaun Floresta.

**Rekomendasaun 3:** Forma departamentu foun liuliu ba CB-NRM ka Jestaun Floresta Bazeia ba Komunitade (CBFM) iha DNFGGBH.

**Rekomendasaun 4:** Hamosu Dekretu Jestaun Floresta ho ninia matadalan ne'ebé suporta, liuliu hirak-ne'ebé ba introdusaun CFMA.

**Rekomendasaun 5:** Hadi'a kapasidade parseiru xave sira, liuliu MAP/DNFGGBH/DNCN no ONG sira, atu asiste komunitade no sira-nia lider iha introdusaun mekanizmu CB-NRM no preparasaun ba CFMA iha futuro.

**Rekomendasaun 6:** Uza ho efektivu ONG sira to'o MAP no DNFBGH/DNCN iha kapasidade atu hala'o fasilitasaun iha terrenu.

**Rekomendasaun 7:** Asegura funsionáriu terrenu hosi DNFBGH/DNCN/MAF bele hetan suporta administrativu nesesáriu no finanseiru ba sira, atu involve iha promosaun mekanizmu CB-NRM iha terrenu.

**Rekomendasaun 8:** Integra prosesu introdusaun mekanizmu CB-NRM ka garantia CFMA iha prosesu hosi planu dezvoltamentu suku.

Entre sira seluk, rekomendasaun 1, 3, 5, 6, no 7 tenke tau iha asaun ba implementasaun ne'ebé efektivu no operasaun ne'ebé di'ak hosi atividade ne'ebé deskreve iha manuál.

### 6.3 Oráriu Implementasaun Padraun iha Suku

Tabela tuirmai hatudu oráriu ne'ebé rekomenda hosi atividade respetiva ne'ebé deskreve iha kapitulu 4 no 5.

**Prosesu xave no Pasu/Atividade ne'ebé asosiadu ho prosesu respetiva**

Fazu	Prosesu	Etapa	Oráriu	Observasaun
1. Avaliasaun no planeamentu	1.1 Planu utilizausaun rai partisipativu	Etapa 1	Fulan 1-2	Prosesu tenke hahú iha fulan Maiu ka Juñu atu nune'e prosesu tomak hosi PLUP bele kompleta antes fulan Setembru bainhira komunitade hahú prepara rai.
		Etapa 2	Fulan 2-3	Hanesan mós, atividade etapa 2 hosi PLUP tenke kompleta antes fulan Setembru atu redús insidente sunu rai arbiru ne'ebé kauza hosi pratika sunu durante prepara rai.
	1.2 Selesaun ba servisu estensaun/programa mikro	-	Fulan 1-2	Selesaun servisu estensaun/programa mikro bele hahú depois etapa 1 PLUP ramata, bainhira fasilitadór terrenu iha ona kapasidade atu hala'o sesaun etapa 2 PLUP dala ida ho hirak-ne'ebé ba selesaun servisu estensaun/programa mikro. Karik selesaun servisu estensaun/programa mikro hahú hala'o depois PLUP (etapa 2 PLUP), ida-ne'e bele kompleta antes fulan Janeiru/Fevereiru, atu nune'e servisu estensaun/programa mikro bele hahú iha fulan Marsu/Abríl.
2. Implementasaun no monitorizasaun	2.1 Institucionalizasaun regulamentu suku	-	Tinan 2-3	Enkontru monitorizasaun mensál tenke hahú hosi fulan ida depois serimónia tara bandu.
	2.2 Implementasaun servisu estensaun/programa mikro prioridade	-	Tinan 2-3	Karik servisu estensaun/programa mikro hahú sira-nia atividade iha fulan Marsu/Abríl, Treinamentu direktamente/FFS kona-ba halo adubu orgánika no/ka estabesimentu viveiru tenke hala'o iha fulan ne'ebé hanesan.

Fonte: Ekipa Projeto JICA (2015)

Oráriu implementasaun padraun hosi prosesu tomak hosi estabesimentu mekanizmu CB-NRM iha nivel suku hanesan ne'ebé hatudu iha kraik.

Processo	Passu: Aktividade	Tinan 1												Tinan 2												Tinan 3																				
		4	5	6	7	8	9	10	11	12	1	2	3	4	5	6	7	8	9	10	11	12	1	2	3	4	5	6	7	8	9	10	11	12												
1. Planu Participatorio uja rai	Etapa 1: Servisu Preparatoriu no Planu Uja Rai																																													
	Passu 1 Konsultasaun ho lider lokal	■																																												
	Passu 2 Organiza/forma ekipa servisu	■																																												
	Passu 3 Vijita ba Suku Projeto JICA	■																																												
	Passu 4 Mapa Uja rai agora	■																																												
	Passu 5 Planu uja rai futuru	■																																												
	Etapa 2: Formulasau regulamentu suku																																													
	Passu 1 Reve regulamentu uluk no agora		■																																											
	Passu 2 Diskusau esbosu regulamentu suku			■																																										
	Passu 3 Reve esbosu regulamentu suku				■																																									
Passu 4 Konsultasaun ho komunitade iha nivel					■																																									
Passu 5 Prepara ba hametin regulamentu suku						■																																								
Passu 6 Organiza ceremonia tara bandu							■																																							
2. Hili agri-/ floresta-baseia ba servisu ekstensaun (projeto mikro) ba implementasaun planu uja rai futuru	Passu 1 Examina projeto mikro								■																																					
	Passu 2 Avaliasau hosi projeto mikro nebe iha lista									■																																				
	Passu 3 Diskusau projeto mikro prioridade										■																																			
3. Institusionaliza regulamentu suku	Passu 1 Enkontro monitoring mensal iha nivel suku									■	■	■	■	■	■	■	■	■	■	■	■	■	■	■	■	■	■	■	■	■	■	■	■	■	■	■	■	■	■	■	■	■	■	■	■	
	Passu 2 Enkontro kuarto iha nivel aldeia										■		■		■		■		■		■		■		■		■		■		■		■		■		■		■		■		■			
	Passu 3 Enkontro avaliasau annual iha nivel suku											■																																		
4. Implementasaun servisu ekstensaun prioridade/projeto mikro	Passu 1 Organiza grupo beneficiariu											■																																		
	Passu 2 Prepara planu servisu iha moneira participatoriu												■																																	
	Passu 3 halao seminar no kursu treinamentu																																													
	Passu 4 Avaliasau annual no planu servisu																																													

Rekursu: Ekipa Projeto JICA (2015)

**Oráriu Implementasaun Versau Padraun ba estabelesimentu Mekanizmu CB-NRM iha Suku**

Iha parte seluk, figura tuirmai hatudu oráriu implementasaun hosi prosesu, karik selesaun servisu estensaun agrikultura no floresta hahú lalais depois etapa 1 PLUP.



Processo	Passu: Aktividade	Tinan 1												Tinan 2												Tinan 3																													
		4	5	6	7	8	9	10	11	12	1	2	3	4	5	6	7	8	9	10	11	12	1	2	3	4	5	6	7	8	9	10	11	12																					
1. Planu Participatorio uja rai	Etapa 1: Servisu Preparatoriu no Planu Uja Rai	█																																																					
	Passu 1 Konsultasaun ho lider lokal	█																																																					
	Passu 2 Organiza/forma ekipa servisu		█																																																				
	Passu 3 Vjitta ba Suku Projeto JICA			█																																																			
	Passu 4 Mapa Uja rai agora				█																																																		
	Passu 5 Planu uja rai futuru					█																																																	
	Etapa 2: Formulasau regulamentu suku	█																																																					
	Passu 1 Reve regulamentu uluk no agora					█																																																	
	Passu 2 Diskussau esbosu regulamentu suku						█																																																
	Passu 3 Reve esbosu regulamentu suku							█																																															
	Passu 4 Konsultasaun ho komuidade iha nivel								█																																														
	Passu 5 Prepara ba hametin regulamentu suku									█																																													
	Passu 6 Organiza cerimonia tara bandu										█																																												
2. Hili agri-/ floresta-baseia ba servisu ekstensaun (projeto mikro) ba implementasaun planu uja rai futuru	Passu 1 Examina projeto mikro						█																																																
	Passu 2 Avaliasaun hosi projeto mikro nebe iha lista							█																																															
	Passu 3 Diskussau projeto mikro prioridade									█																																													
3. Institucionalija regulamentu suku	Passu 1 Enkontro monitoring mensal iha nivel suku										█	█	█	█	█	█	█	█	█	█	█	█	█	█	█	█	█	█	█	█	█	█	█	█	█	█	█	█	█	█	█	█	█	█	█	█	█	█	█	█	█	█	█		
	Passu 2 Enkontro kuartre iha nivel aldeia											█					█						█						█						█								█								█				
	Passu 3 Enkontro avaliasaun annual iha nivel suku													█																																									
4. Implementasaun servisu ekstensaun prioridade/projeto mikro	Passu 1 Organiza grupo beneficiariu									█																																													
	Passu 2 Prepara planu servisu iha meneira participatoriu											█																																											
	Passu 3 halao seminar no kursu treinamentu												█	█	█	█	█	█	█	█	█	█	█	█	█	█	█	█	█	█	█	█	█	█	█	█	█	█	█	█	█	█	█	█	█	█	█	█	█	█	█	█	█		
	Passu 4 Avaliasaun annual no planu servisu																																																						

Rekursu: Ekipa Projektu JICA (2015)

### Oráriu implementasaun versaun rápidu ba Estabelesimentu Mekanizmu CB-NRM iha Suku

#### 6.4 Efetividade/Revizaun hosi Manuál

Manuál operasaun ne'e tenke reeve durante implementasaun manuál tuir tempu. Bainhira iha deskrisaun ruma hosi manuál julga la válidu ka la apropriadu, manuál tenke reeve no haloos atu mantén ninia aplikavel no operasionál. No mós, karik Polítika Nasionál Setór Floresta reeve ona ka polítika foun balu ka dokumentu nivel aas liu foin dezenvolve no hasai, manuál ne'e tenke reeve no, karik nesésariu reeve/haloos tuir mudansa.

Revizaun ba manuál tenke aprova ofisiálmente hosi Diretór Jerál Floresta, MAP.

## ***Apéndice-4.1***

***Amostra Papel no Responsabilidade  
Membru sira hosi Ekipa Servisu ba  
PLUP***



**Apêndise-4.1 Amostra Papel no Responsabilidade Membru sira hosi Ekípa Servisu ba PLUP**

**Apêndise-4.1 Amostra Papel no Responsabilidade Membru sira hosi Ekípa Servisu ba PLUP**

Naran	Pozisaun	Responsabilidade
Xefi de Suku	Xefi grupu	<ul style="list-style-type: none"> <li>➤ Koordena ho Xefi de Aldeia nõ Halarae kona-ba atividade ka enkontru grupu.</li> <li>➤ Organija enkontru grupu.</li> <li>➤ Fasilita diskusaun membru sira iha enkontru.</li> <li>➤ Avaliasaun prosesu servisu grupu nian.</li> <li>➤ Simu no fahe informasaun ba membru sira.</li> <li>➤ Maneja tempu ba atividade sira.</li> <li>➤ Organija enkontru monitorizasaun iha nivel suku fulan fulan atu implementa regulamentu suku.</li> </ul>
Sekretario Suku	Vice lider grupu	<ul style="list-style-type: none"> <li>➤ Organija enkontru grupu no fasilita diskusaun membru sira iha enkontru wainhira lider grupu la marka prezensa ou la funsiona hanesan lider.</li> <li>➤ Foti nota diskusaun iha enkontru.</li> <li>➤ Arkivu dokumentu hotu.</li> <li>➤ Delega ninia responsabilidade ba membru balun hosi grupu wainhira nia la bele partisipa iha atividade grupu.</li> </ul>
Xefi de Aldeia	Membru sira	<ul style="list-style-type: none"> <li>➤ Fahe informasaun ne'ebé fó hosi lider grupu ba membru sira no comunidade iha aldeia ne'ebé refere.</li> <li>➤ Organija enkontru iha nivel aldeia no fasilita diskusaun iha enkontru.</li> <li>➤ Assisti lider grupu iha regulamentu/kontrola atividade comunidade lokal iha aldeia ne'ebé refere iha implementasaun regulamentu suku.</li> <li>➤ Mobiliza comunidade lokal ba atividade grupu, hanesan enkontru, seremonia Tara Bandu, nst.</li> </ul>
Lia-nain	Membru	<ul style="list-style-type: none"> <li>➤ Rezolve issu balun ne'ebé mak akontese iha nivel suku.&lt;1</li> <li>➤ Prepara relatoriu ba xefi de suku wanhira issu nee rezolve ona.</li> <li>➤ Prepara relatoriu ba Administrador Sub Distritu wanhira issu ne'e sedauk rezolve iha nivel suku.</li> </ul>
Reprezentante grupu feto	Membru	<ul style="list-style-type: none"> <li>➤ Fornese informasaun ba feto maluk sira iha suku</li> </ul>
Catakista	Membru	<ul style="list-style-type: none"> <li>➤ Fornese informasaun ba comunidade lokal liu hosi atividade igreija.</li> </ul>
Lider Joventude	Membru	<ul style="list-style-type: none"> <li>➤ Fornese informasaun ba membru joventude sira iha suku</li> </ul>
Membru sira		<ul style="list-style-type: none"> <li>➤ Assiste Xefi de Aldeia hodi fó informasaun ba comunidade lokal iha aldeia ne'ebé refere.</li> <li>➤ Partisipa diskusaun iha enkontru grupu.</li> </ul>

<1

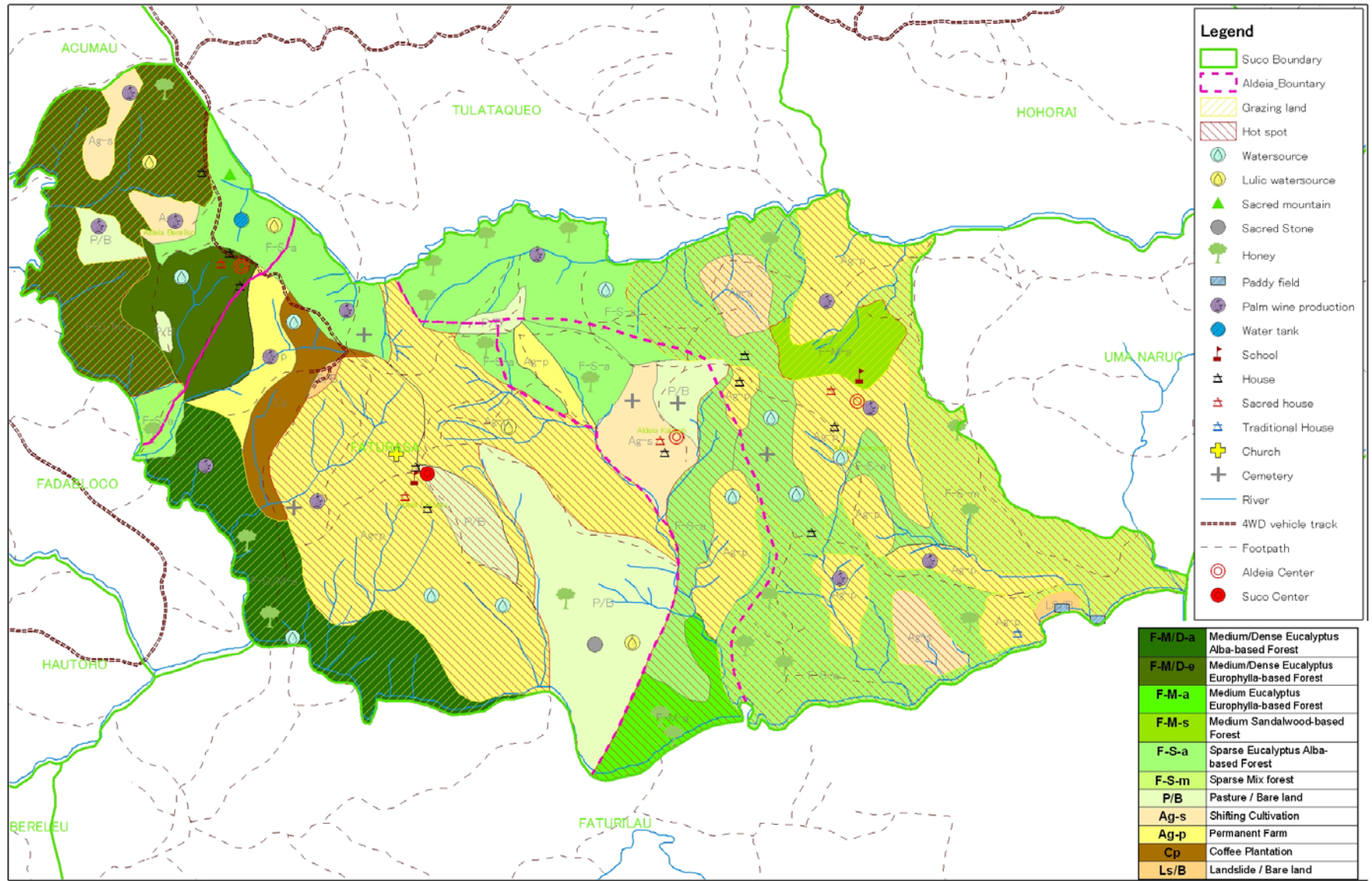
Iha issu ruma tenke hare uluk hosi xefi de Aldeia, Uma Lisan no Konsellu Katuas iha nivel aldeia. Kuandu kazu ne'e la rezolve iha nivel aldeia, issu nee tenke lori mai nivel suku. Iha nivel suku, konselu suku no Lia Nain tenke deskuti issu ne'e.



## ***Apéndice-4.2***

***Mapa Uza Rai Agora hosi Suku Faturasa***





Community-based Integrated Watershed Management in Laclo and Comoro River Basins  
in the Democratic Republic of Timor-Leste  
**Present Land Use Map of Suco Faturasa**



Scale 1:36,000  
0 0.15 0.3 0.6 0.9 1.2 Km



Apéndise-4.2 Mapa Uza Rai Agora hosi Suku Faturasa





## ***Apéndise-4.3***

***Amostra formatu ba Diskusaun kona-ba  
Funsan, Pratika Atual sira, no  
Importansia hosi Uza Rai Prezente***



**Apéndise -4.3 Amostra formatu ba diskusaun kona-ba funsaun, pratika atuál sira, no importancia hosi Uza Rai Prezente**

**Apéndise -4.3 Amostra formatu ba Diskusaun kona-ba Funsan, Pratika Atuál sira, no Importansia hosi Uza Rai Prezente**

<b>Uza Rai</b>	<b>Funsaun</b>	<b>Pratika Atuál</b>	<b>Importansia</b>
Ai laran tuan (Ai Bubur)	<ul style="list-style-type: none"> <li>- rekursu material sira ba halo uma</li> <li>- rekursu materials sira ba halo lutu</li> <li>- rekursu aisunu nian (Ai bubur ai ne'ebé toos, tanba ne'e, sira uza Ai bubur hodi halo uma)</li> <li>- fatin husik animal sira</li> <li>- Habitat ba animal fuik</li> <li>- Proteje rai hosi erosaun</li> <li>- proteje bee matan</li> </ul>	<ul style="list-style-type: none"> <li>- bele tesi Ai bubur ho lisensa hosi CDA no rai nain iha Aldeai 1 no 2 no presija halo tuir kriteria bainhira tesi Ai sira.</li> <li>- bele tesi Ai bubur sein hetan lisensa hosi CDA ka rai nain iha Aldeai 3, maibé, tenki halo tuir kriteia bainhira tesi ai.</li> <li>- karik mak komunidadade iha Aldeia 1 no 2 no mós sira ne'ebé iha suku seluk hakarak tesi ai, sira presija hetan lisensa hosi CDA no rai nain.</li> <li>- laiha Regulamentu hodi maneja area referea.</li> <li>- Laiha ai-oan sira mak kuda aumenta tan.</li> <li>- Sunu rai dalaruma akontese iha Aldeia 3 kauza hosi ai ne'e mai hosi suku viziñu sira.</li> <li>- sedauk iha sunu rai iha Aldeai 1 no 2.</li> </ul>	<ul style="list-style-type: none"> <li>- Importante tebes</li> <li>- presija atu proteje Ai bubur laran tuan hodi mantein ninia funsaun.</li> <li>- presija selesiona ai bainhira tesi (tesi deit ai ne'ebé bo'ot maibé proteje ida kiik hodi mantein ailaran).</li> <li>- Tesi ai ba deit hari uma laos tesi ai hodi faan.</li> </ul>
Ai laran tuan naton (Ai bubur )	<ul style="list-style-type: none"> <li>- fatin hodi hetan material sira ba halo uma</li> <li>- fatin hodi hetan material sira ba halo lutu</li> <li>- fatin hodi hetan ai sunu</li> <li>- fatin husik animal nian</li> <li>- Habitat ba animal fuik</li> <li>- Proteje rai hosi erosaun</li> <li>- Proteje bee matan</li> <li>- Fatin rezervado halo to'os iha futuru</li> </ul>	Hanesan mentiona ona iha leten	<ul style="list-style-type: none"> <li>- Importante tebes</li> <li>- Presija atu proteje Ai bubur laran naton hodi mantein nia funsaun.</li> <li>- Presija atu selesiona ai bainhira tesi ai sira (tesi deit ida ne'ebé bo'ot maibé proteje ida kiik hodi mantein floresta).</li> <li>- Tesi ai ba deit halo uma maibé laos ba faan.</li> <li>- presija atu kuda ai kakeu no ai Samtuku hodi hadia floresta</li> </ul>
Ai laran uituan (Ai bubur)	<ul style="list-style-type: none"> <li>- Fatin hodi hetan ai sunu</li> <li>- Fatin husik animal nian</li> <li>- Proteje rai hosi erosaun</li> <li>- Proteje bee matan</li> <li>- Fatin rezervado halo to'os iha futuru</li> </ul>	<ul style="list-style-type: none"> <li>- bele tesi ai sein hetan lisensa hosi CDA ka rai nain iha Aldeai 3, maibé tenke halo tuir kriteira bainhira tesi ai sira.</li> <li>- karik mak komunidadade iha Aldeia 1 no 2 no mós hosi suku seluk hakarak atu tesi ai, sira presija hetan lisensa hosi CDA no Rai nain.</li> <li>- Laiha regulamentu hodi maneja area refere</li> <li>- Laiha ai-oan mak kuda aumenta tan</li> <li>- Sunu ailaran dalaruma akontese iha Aldeia 3 kauza hosi ahi mai hosi suku viziñu sira. .</li> </ul>	<ul style="list-style-type: none"> <li>- Importante</li> <li>- Presija atu proteje area ne'e.</li> <li>- Presija atu kuda ai-oan kakeu no samtuka hodi halo rai bokur</li> </ul>
Ai laran tuan (Ai ru) Aldeia 01	<ul style="list-style-type: none"> <li>- fatin hodi hetan material sira hodi halo uma (ai lolon)</li> <li>- Fatin hodi hetan ai sunu</li> <li>- Fatin husik animal nian</li> <li>- Habitat for wild animals</li> <li>- Proteje rai hosi erosaun</li> <li>- Proteje bee matan</li> <li>- hadiak fertilidade rai</li> </ul>	<ul style="list-style-type: none"> <li>- Ai ru iha Aldeia 2 atualmente la uza tanba nain ba area ne'e sedauk klaru</li> <li>- Ai ru iha Aldeia 1 bele tesi ho lisensa hosi CDA no Rai nain maibe tenke halo tuir kriteria bainhira tesi ai sira</li> <li>- Laiha regulamentu hodi maneja area refere</li> <li>- Laiha ai-oan mak kuda aumenta tan</li> <li>- Sedauk iha sunu rai akontese.</li> </ul>	<ul style="list-style-type: none"> <li>- Importante tebes</li> <li>- Presija atu proteje Ai ru laran hodi mantein ninia funsaun..</li> <li>- presija atu selesiona bainhira tesi ai sira.</li> <li>- Ai ru importante liu Ai bubur iha Aldeia 01 tanba bele uza ba intensaun</li> </ul>

**Apéndise -4.3 Amostra formatu ba diskusaun kona-ba funsaun, pratika atuál sira, no importancia hosi Uza Rai Prezente**

<b>Uza Rai</b>	<b>Funsaun</b>	<b>Pratika Atuál</b>	<b>Importansia</b>
	nian		oi-oin. Maibé Ai bubur importante liu ba comunidade iha Aldeia 02, tanba laiha Ai ru iha Aldeia 02.
Plantasaun kafe	<ul style="list-style-type: none"> <li>- Produsaun kafe hodi faan no hemu</li> <li>- Proteje bee matan</li> <li>- Habitat ba animal fuik sira (Laku)</li> <li>- manutensaun no hadiak fertilidade rai nian</li> <li>- Fatin hodi hetan ai sunu</li> </ul>	<ul style="list-style-type: none"> <li>- Jeralmente, ai horis kafe la tesi tanba ai horis ne'e importante.</li> <li>- Uza sanak maran sira ba ai sunu</li> <li>- Ai-oan kafe no ai mahon sira bele kuda tan</li> <li>- Sedauk iha sunu rai akontese.</li> </ul>	<ul style="list-style-type: none"> <li>- Importante (sira la bele servisu bainhira laiha kafe.)</li> <li>- la presija atu proteje plantasaun kafe.</li> <li>- presija atu kuda kafe oan no ai mahon sira.</li> </ul> <p>(kafe plantasaun importante tebes iha area ne'e liu to'os muda ba mai tanba plantasaun kafe iha funsaun barak, hanesan fatin produs rendimentu osan, habitat ba animal fuik no proteje bee matan.)</p>
To'os Permanente (besik uma)  Aifarina, batar, fore (koto, forekeli no fore naruk), Tunis, Talas, hudi, Sabraka, Kontas. nst.	<ul style="list-style-type: none"> <li>- Produsaun aihan tinan-tinan</li> <li>- Produsaun aihan ba osan nian (modo)</li> </ul>	<ul style="list-style-type: none"> <li>- Du'ut sira ne'ebé koa butuk hamutuk iha to'os ninin no sunu</li> </ul>	<ul style="list-style-type: none"> <li>- Importante tebes</li> <li>- presija atu kontinua uza to'os hanesan ba Produsaun aihan</li> <li>- presija atu konserva rai bokur liuhusi introdusaun medida konsersaun rai.</li> </ul> <p>(to'os permanente importante tebes do que area sira ne'ebé uza ba Produsaun agrikola.)</p>
Area ba to'os muda ba mai ba batar, Tunis, Fore, Hudi, Aifarina, Lehe (ba manutensaun fertilidade rai)	<ul style="list-style-type: none"> <li>- Produsaun aihan</li> <li>- Produsaun aifuan (has no sabraka)</li> </ul> <p>(uma temporaria ida hari iha area ne'e hodi tau matan ba to'os muda ba mai ne'e, tanba dook hosi fatin hela permanente.)</p>	<ul style="list-style-type: none"> <li>- Depois de tesi du'ut no aparau sanak sira no halo ahi dalan, sira bele ona sunu to'os</li> </ul>	<ul style="list-style-type: none"> <li>- Importante</li> <li>- presija atu kuda ai-oan aifuan no ai leguminozu.</li> <li>- presija atu konserva rai bokur liuhusi introdusaun medida konsersaun rai.</li> </ul>
Bee matan	<ul style="list-style-type: none"> <li>- Uza domestiku nian(hemu, fase, haris no tein)</li> <li>- Rega to'os uma hun (modo) no sabraka</li> <li>- Fó hemu animal</li> </ul>	-	<ul style="list-style-type: none"> <li>- Importante tebes</li> <li>- presija atu proteje bee matan sira hosi sunu rai, tesi ai, husik animal iha fatin ne'e no halo to'os.</li> <li>- preija atu kuda ai besik bee matan.</li> </ul>

## ***Apéndise-4.4***

***Mapa Utilizasaun Rai ba Futuru no Prátika  
Jestaun Rai ne'ebé Propoin kona-ba  
Utilizasaun Rai ba Futuru iha Suku  
Tohumeta***





### Legend

Usa-Rai ba Futuru	Descripsaun	Usa-Rai agora	Descripsaun
ALT-AIR	Ai Laran Tuan-Ai Ru	ALT-AIR	Ai Laran Tuan – Ai Ru
ALT-AIKhr	Ai Laran Tuan-Ai Kahur	ALN-AIB	Ai Laran Naruk – Ai Bubur
ALN-AIKhr/PAI	Ai Laran Naton – Ai Kahur/Plantasaun Ai	ALT-AIB	Ai Laran Ituan – Ai Bubur
To-P/Pai/PAI+Cp	Toos permanente Plantasaun ai/Plantasaun ai fuan/Plantasaun kafe	To-Mb	Toos-Muda ba Mai
Uc-Tp	Uma comunidade ho Toos permanente (toos uma hun)	Uc-Tp	Uma comunidade ho Toos Permanente
PAI+PAI+Cp	Plantasaun ai/Plantasaun ai fuan/Plantasaun kafe	A-PA	Area Plantasaun Ai
PKhr	Plantasaun Kahur	P	Plantasaun
Cp	Plantasaun Kafe	Cp	Plantasaun Kafe

	Toos permanente (toos uma hun)	Toos Permanente
PAI+PAI+Cp	Plantasaun ai/Plantasaun ai fuan/Plantasaun kafe	A-PA Area Plantasaun Ai
PKhr	Plantasaun Kahur	P Plantasaun
Cp	Plantasaun Kafe	Cp Plantasaun Kafe

Landmark	Tetun	English
	Be Matan	Water source
	Be Matan Lulic	Sacred (Lulic) water source
	Centro Suco	Suco Center
	Rai Lulic	Sacred Place
	Uma Lulic	Traditional house
	Area klinika	Clinic
	Escola	School

Landmark	Tetun	English
	Be Matan	Water source
	Be Matan Lulic	Sacred (Lulic) water source
	Centro Suco	Suco Center
	Rai Lulic	Sacred Place
	Uma Lulic	Traditional house
	Area klinika	Clinic
	Escola	School
	Capela	Church
	Cemiterio/Rate	Cemetery

Project for Community-Based Sustainable Natural Resource Management in the Democratic Republic of Timor-Leste of Suco Tohumeta



Scale 1:5,000  
0 0.1 0.2 0.4 0.6 0.8 Km

Apéndice-4.4 (1) Mapa Uza Rai ba Futuru hosi Suku Tohumeta





**Apéndise-4.4(2): Rekomendasaun Pratika Jestaun Rai**

<b>Uza Rai ba Futuru</b>	<b>Atividade sira ne'ebé bele Halo</b>	<b>Atividade sira ne'ebé labele Halo</b>
- Proteje Ailaran Tuan (Ai Ru)	<ul style="list-style-type: none"> <li>➤ Tesi Ai Bubur no Ai Ru atu uza ba domestika ho lisensa hosi Xefi de Suku no rai nain.</li> <li>(Presija husu lisensa ba MAP wainhira tesi ai liu 1 m3)</li> <li>➤ Kolekta ai maran no tesi ai ne'ebé monu hodi halo ai sunu.</li> <li>➤ Hakiak animals ho/nain tuir.</li> </ul>	<ul style="list-style-type: none"> <li>➤ Labele sunu area.</li> <li>➤ Labele loke toos foun.</li> <li>➤ Labele tesi ai ba faan.</li> <li>➤ Labele tesi ai ba uza domestika laiha lisensa hosi Xefi de Suku no rai nain.</li> <li>➤ Labele husik animal arbiru iha area refere.</li> <li>➤ Labele kasa animal fuik.</li> </ul>
- Hadia Ailaran Naton-Proteje Aihoris (Ai bubur no especies seluk)	<ul style="list-style-type: none"> <li>➤ Kolekta ai maran no tesi ai ne'ebé monu hodi halo ai sunu.</li> <li>➤ Hakiak animal ho/nain tuir.</li> <li>➤ Kesi animal ba aihun/estaka iha area refere.</li> <li>➤ Kuda ai-oan iha area refere.</li> </ul>	<ul style="list-style-type: none"> <li>➤ Labele sunu area.</li> <li>➤ Labele loke toos foun.</li> <li>➤ Labele tesi ai ba objetivu saida deit.</li> <li>➤ Labele husik animal arbiru iha area refere.</li> <li>➤ Labele kasa animal fuik.</li> </ul>
- Hadia Ailaran Naton-Proteje Aihoris (Ai bubur no especies seluk)	<ul style="list-style-type: none"> <li>➤ Kolekta ai maran no tesi ai ne'ebé monu hodi halo ai sunu.</li> <li>➤ Hakiak animals ho/nain tuir.</li> <li>➤ Kuda ai-oan iha area refere.</li> </ul>	<ul style="list-style-type: none"> <li>➤ Labele sunu area.</li> <li>➤ Labele loke toos foun.</li> <li>➤ Labele tesi ai ba objetivu saida deit.</li> <li>➤ Labele husik animals arbiru iha area refere.</li> <li>➤ Labele kasa animal fuik.</li> </ul>
- Plantasaun cafe	<ul style="list-style-type: none"> <li>➤ Kuda ai kafé oan, cocoa, no ai mahon.</li> <li>➤ Kuda aihan hanesan., talas, kontas, pimenta, vanilla, no seluk tan.</li> <li>➤ Aparu ai kafe.</li> <li>➤ Tesi kafé tuan.</li> <li>➤ Kolekta ai maran no tesi ai ne'ebé monu hodi halo ai sunu.</li> <li>➤ Hadia plantasaun cfe.</li> </ul>	<ul style="list-style-type: none"> <li>➤ Labele sunu area.</li> <li>➤ Labele loke toos foun.</li> <li>➤ Labele husik animal iha area refere. (labele husik ou kesi animal iha area neba.)</li> <li>➤ Labele kasa animal fuik maibe la tolera ba animal fuik ne'ebé estraga kafé.</li> </ul>
- Plantasaun (Ai industria /Aifuan / Kafe)	<ul style="list-style-type: none"> <li>➤ Kuda ai-oan inklui ai industria no espesie aifuan.</li> <li>➤ Kuda aihoris.</li> <li>➤ aparu/tesi ai sanak.</li> <li>➤ Tesi ai ne'ebé kuda ho lisensa ba Xefi Suku no rai nain.</li> <li>➤ Kolekta ai maran no tesi ai ne'ebé monu hodi halo ai sunu.</li> </ul>	<ul style="list-style-type: none"> <li>➤ Labele sunu area.</li> <li>➤ Labele husik animal iha area refere. (labele husik ou kesi animal iha area neba.)</li> <li>➤ Labele Tesi ai ne'ebé kuda se laiha lisensa ba Xefi Suku no rai nain.</li> </ul>
- <u>Toos Permanente/fixu</u>	<ul style="list-style-type: none"> <li>➤ Sunu area halo ahi dalan ou sunu duut iha parte area.</li> <li>➤ Tesi duut.</li> <li>➤ Kesi animal iha aihun/estaka depois kolleita aihan.</li> <li>➤ Kuda aihoris inklui ai industria no espesie aifuan.</li> <li>➤ Kuda aihoris.</li> <li>➤ Tesi ai ne'ebé kuda ho lisensa ba Xefi Suku no rai nain.</li> </ul>	<ul style="list-style-type: none"> <li>➤ Labele sunu area kuandu la halo ahi dalan.</li> <li>➤ Labele husik animal iha area refere durante kuda aihan. (Labele husik no kesi animal durante kuda aihoris.)</li> <li>➤ Labele Tesi ai ne'ebé kuda se laiha lisensa ba Xefi Suku no rai nain.</li> </ul>
- <u>Toos uma hun</u>	<ul style="list-style-type: none"> <li>➤ Kuda aihoris no modo.</li> <li>➤ Kuda aihoris inklui ai industria no espesie aifuan.</li> <li>➤ Sunu duut ne'ebé tau hamutuk iha area refere.</li> </ul>	<ul style="list-style-type: none"> <li>➤ Labele sunu area.</li> <li>➤ Labele husik animal iha area refere. (labele husik ou kesi animal iha area ne'eba.)</li> </ul>
- <u>Proteje Be matan</u>	<ul style="list-style-type: none"> <li>➤ Kuru no uza be matan ba domestika (fase</li> </ul>	<ul style="list-style-type: none"> <li>➤ Labele sunu rai besik bee matan.</li> </ul>

**Apéndise -4.4 Mapa Utilizasaun Rai ba Futuru no Prátika  
Jestaun Rai hosi Categoria hosi Suku Tohumeta**

Uza Rai ba Futuru	Atividade sira ne'ebé bele Halo	Atividade sira ne'ebé labele Halo
	<p>roupa, hemu, tein, haris no seluk tan.), operasaun viveru, fó hemu animal no rega modo no mos kolam ikan.</p> <ul style="list-style-type: none"> <li>➤ Kuda ai besik bee matan.</li> </ul>	<p>(distansia 50-100 m hosi bee matan).</p> <ul style="list-style-type: none"> <li>➤ Labele tesi ai besik be matan (distansia 50-100 m hosi be matan).</li> <li>➤ Labele halo toos besik be matan (distansia 50-100 m hosi be matan).</li> <li>➤ Labele husik (kesi) animals besik be matan (distansia 50-100m hosi be matan).</li> <li>➤ Labele kuda ai ne'ebé bele halo volume be menus besik be matan hanesan ai teca.</li> <li>➤ Lable oho be nain, samea, no ikan iha be laran.</li> <li>➤ Lable tau aimoruk kimiku ne'ebé estraga be matan.</li> </ul>

## ***Apéndise-4.5***

***Amostra Regulamentu Suku hosi Suku***

***Projetu JICA***



## REGULAMENTU SUKU BA SUKU HAUTOHO

### KAPÍTULU 1: JERAL NO DEFINISAUN

#### Artigu 1: Jeral

Hirak ne'e maka regulamentu suku husi Suku Hautoho, Posto Administrativu Remexio, Munisipiu Aileu. Regulamentu ne'e dezenvolve husi lider comunidade lokal iha Suku Hautoho ho konsensia entre comunidade iha Suku Hautoho hanesan diskuzoun seriu iha fulan Juñu no Jullu tinan 2012.

#### Artigu 2: Definisauun Termus

Hanesan uza no ba prinsípiu regulamentu ne'e, sei tuir termus hirak ne'e:

- 2.1 **Komunidade** – refere ba uma kain no sira nia membru familia ne'ebé mak hela ka rejistu iha Suku Hautoho.
- 2.2 **Guarda Floresta** – refere ba/ofisiais floresta/iha nivel suku. Funsauun no responsabilidade importante maka atu: i) proteje floresta no produktu floresta, ii) prevene sunu ai laran, iii) hasa'e konsiensia públiku husi funsauun floresta ne'ebé iha relasaun ho comunidade, no iv) kordena ho dirazaun ne'ebé relevante iha MAP atu suporta programa MAP nian.
- 2.3 **Planu Uza Rai ba Futuru** – refere ba planu futuru no uza rekursu iha Suku Hautoho. Planu uza rai ba futuru sei kompostu husi mapa suku ne'ebé hatudu uza rai ba futuru no liña jerál sira hosi uza rai ida-idak iha suku.
- 2.4 **Rekursu naturál sira** – refere ba rai no objetu natureza tomak ne'ebé hetan iha Suku Hautoho.
- 2.5 **Planeamentu Partisipatoriu Uza Rai/PLUP**– refere hanesan prosesu ne'ebé comunidade lokal prepara planu uza rai ba futuru ho regulamentu suku/lei kona-ba rai no jestaun rekursu naturais no hetan konsensus ida kona-ba planu entre comunidade iha Suku Hautoho.
- 2.6 **Tara Bandu** – refere hanesan kustume tradisional ne'ebé bandu/regula aktividade ou attitude comunidade lokal ne'ebé bele halo degradasaun ba rekursu naturál sira ne'ebé eziste ona iha suku no affeta relasaun entre comunidade no vida moris comunidade iha suku.
- 2.7 **Komite Suku** – refere hanesan organizaun ida, ne'ebé konsiste atu hili Membru comunidade sira iha Suku Hautoho, atu implementa regulamentu suku ne'e.
- 2.8 **Regulamentu Suku** – refere atu hakerek regulamentu ou lei ba Suku Hautoho ne'ebé la administra deit ba rai no jestaun rekursu naturál sira maibé mós ba normas sosiais sira husi komindade iha suku.

### KAPÍTULU 2: OBJETIVU NO TRATAMENTU

#### Artigu 3: Objetivu

Objetivu prinsípál husi regulamentu ne`e atu proteje, hasa`e no aumenta vida moris comunidade nian no rekursu naturál sira iha Suku Hautoho. Atu atinji objetivu prinsípál, liña jeral sira/mata dalan husi objetivu espesifiku maka atu:

- a. Proteje meu ambiente natureza husi Suku Hautoho liu hosi jestaun rekursu naturál sira ne`ebé sustentavel iha suku;
- b. Aumenta no mantein solidaridade no estabilidade husi sosiadade iha Suku Hautoho;
- c. Aumenta no mantein lei sosial iha Suku Hautoho;
- d. Mantein pratika tradisional/kultura hosi Suku Hautoho hanesan identidade suku atu halo balansu entre kultura tradisional no stabilitade ekonomiku hosi comunidade iha suku;
- e. Enkoraja comunidade suku Hautoho ato fó respeito ba malu;
- f. Fasilita comunidade iha Suku Hautoho hodi goja benefisio hosi rekursu naturál sira tuir dalan ne`ebé sustentavel ho proteje rekursu naturál sira ho diak iha suku;
- g. Kontribui ba protesaun ba meu ambiente no mota ne`ebé iha, liu husi estabeselementu no aumenta funsaun husi bacias hidorgaficas iha suku.

#### **Artigu 4: Tratamentu**

- 4.1 Regulamentu ne`e sei kobre kazu ruma no problema ne`ebé akontese iha fatin no pesoal/ema ruma iha teritoriu Suku Hautoho. Tamba ne`e, ema ruma ne`ebé hela no uza ou asesu ba rekursu naturál sira inklui rai iha teritoriu Suku Hautoho tenke obedese ba regulamentu ne`e.
- 4.2 Komunitade ne`ebé maka hela iha suku viziñu tenke obdese ba regulamentu ne`e. Kuandu ema ruma iha suku viziñu viola regulamentu ne`e, nia bele hetan multa tuir regulamentu nee.

### **KAPÍTULU 3: REGULAMENTU JERAL**

#### **Artigu 5: Regulamentu Baziku**

Komunitade hotu-hotu iha Suku Hautoho tenke obedese ba lei no regulamentu iha República Democrática de Timor-Leste no regulamentu suku hanesan sidadaun husi nasaun no mos iha suku.

#### **Artigu 6: Regulamentu atu Proteje Ordem Sosial iha Suku**

Laiha ema ida maka atu estraga ordem sosial, unidade ou solidaridade iha suku ba razaun saida deit husi atividade illegal ne`ebé iha hanesan:

- a. Asaun violasaun (baku malu, asaltu, estrundu, naok/estraga propriedade publiku no privadu, violensia domestika, no violensia sexual);
- b. Naok sasan;
- c. Intimidasaun;
- d. Kaer ai kulit aat;
- e. Duun matak ema ho rumores ai kulit aat; no
- f. Aktus seluk ruma ne`ebé viola lei no regulamentu nasional.

Emá ne'ebé maka halo atividade illegal sei lori ba Policia ou hetan kastigu tuir regulamentu ne`e.

**Artigu 7: Norma Sosial**

Komunidade hotu-hotu iha suku, tenke mantein unidade no solidaridade iha suku, tenke tuir norma sosial hanesan:

- a. atu respeita malu;
- b. atu hare didiak oan sira;
- c. atu fó respeita ba igreja;
- d. atu halo obrigasaun ba familia;
- e. Responsabilija ba aksaun ne'ebé halo hosi labarik sira iha suku;
- f. labele uza lia tolok ba seluk liu-liu iha labarik sira nia oin;
- g. Labele halo relasaun ho ema seluk nia fen ou laen;
- h. labele goja halimar ema, liu liu feto sira
- i. labele halo buat ne'ebé la iha moral iha labarik sira oin
- j. labele halo ema seluk sente la kontenti;

**Artigu 8: Seremonia Kultural**

Grupu hosi familia ou lisan ne'ebé intende atu halo lia Kore Metan ou seremonia cultural sira seluk iha Suku Hautoho tenke hetan lisensa husi lider suku atu organiza seremonia iha fulan komesa tinan foun. Lider Suku tenke hare nesesidade husi seremonia no kondisaun ekonomia husi familia sira nia hanesan grupu ou lisan. Kuandu lider suku hare katak grupu hosi familia bele halo seremonia, grupu ne'e bele hetan lisensa hosi lider sira atu halao koremetan.

**Artigu 9: Disputa/Konfliktu iha Suku**

Disputa ou konfliktu ruma ne'ebé akontese iha Suku Hautoho tenke tuir lalaok ne'ebé espesifiku iha Kapitulo 9 “Sistema Implementasaun ba Regulamentu Suku” husi regulamentu ne`e.

**KAPÍTULU 4: UZA RAI BA FUTURU IHA SUKU**

**Artigu 10: Prinsípiu Baziku**

Area iha Suku Hautoho tenke uza no jere ho didiak no tuir dalan ne'ebé sustentavel. Komunidade hotu-hotu iha Suku Hautoho no/ou ema ruma ne'ebé maka uza area iha teritoriu Suku Hautoho tenke halo esforsu atu realiza proposta mapa futuro uza rai ba futuro ne'ebé aneksu ona (Hare Aneksu-1).

**Artigu 11: Uza Rai ba Futuru iha Suku**

Uza rai agora iha Suku Hautoho tenke amenda hanesan esplika iha tabela tuir mai atu fasilita komunidade sira atu atinji jestaun rekursu ne'ebé sustentavel iha suku no maintain sira nia vida moris.

Uza rai agora	Uza rai Futuru	Mata dalan Geral atu uza
Ai laran ai bubur	- <u>Proteje ai laran tuan</u> ( <u>Ai Bubur no ai sira seluk</u> )	Area ne'e tenke; ➤ Proteje hosi tesi illegal (hanesan tesi ba faan no tesi sem iha lisensa), sunu, konverte ba toos, no aktividade destruzau seluk



**Apêndise -4.5 Amostra Reglamentu Suku  
hosi Suku Projetu JICA**

Uza rai agora	Uza rai Futuru	Mata dalam Geral atu uza
		<p>ba proteje rekursu bee no prevene erosaun rai</p> <ul style="list-style-type: none"> <li>➤ Uza ba kolekta ai sunu no material ba halo uma</li> <li>➤ Uza ba lutu animal ou kesi sira iha ai hun iha area; no</li> <li>➤ Aumenta kuda ai oan, espesialmente depois tesi</li> </ul>
Ai laran Ai ru	- <u>Proteje ai laran tuan (ai ru)</u>	<p>Area tenke;</p> <ul style="list-style-type: none"> <li>➤ Proteje hosi tesi illegal (hanesan tesi ba faan no tesi sem iha lisensa), sunu, konverte ba toos, no aktividade estraga seluk atu proteje rekursu bee no prevene rai halai</li> <li>➤ Uza ba kolekta ai maran no material ba halo uma</li> <li>➤ Uza ba husik animal ho halo luhan</li> <li>➤ Kuda aumenta ai, kuandu tesi</li> </ul>
Ai laran Ai bubur medio	- <u>Proteje ai laran tuan/medio (Ai bubur no ai seluk)</u>	<p>Area ne'e tenke;</p> <ul style="list-style-type: none"> <li>➤ Proteje hosi tesi illegal (hanesan tesi ai ba faan no tesi semi ha lisensa), sunu, konversa ba toos, no aktividade estragus sira seluk atu proteje rekursu bee no prevene rai halai</li> <li>➤ Uza kolekta ai maran no material hlo uma/lutu</li> <li>➤ Uza ba kesi animal ou lutu</li> <li>➤ Rehabilita ho kuda ai oan</li> </ul>
Ai laran ai bubur uituan	- <u>Rehabilita ai laran mediu (Ai bubur no ai seluk)</u> - <u>Plantasaun (kafé / ai fuan)</u>	<p>Area ne'e tenke;</p> <ul style="list-style-type: none"> <li>➤ Proteje hosi tesi illegal, sunu, konverte ba toos, no aktividade estragus seluk atu proteje rekursu be no prevene rai halai</li> <li>➤ Uza ba kolekta ai sunu</li> <li>➤ Uza ba husik animal no kesi</li> <li>➤ Kuda fali ai oan</li> <li>➤ Uza ba kuda ai legum, ai no ai fuan</li> </ul>
Plantasaun kafé	- <u>Plantasaun kafé</u>	<p>Area ne'e tenke</p> <ul style="list-style-type: none"> <li>➤ Proteje hosi tesi, sunu, konverte ba toos, no aktividade estragus seluk atu proteje rekursu bee no prevene rai halai</li> <li>➤ Uza ba produs kafe</li> <li>➤ Uza ba kolekta ai maran</li> <li>➤ Uza ba produs ai fuan (hanesan kulu, has no abukati) iha toos ninin no /ou mahon ba ai han seluk (hanesan talas, ailea no aimanas)</li> </ul>
Area ba toos muda ba mai	- <u>Toos permanente</u> - <u>Plantasaun (kafe, ai/ai fuan)</u>	<p>Area ne'e tenke;</p> <ul style="list-style-type: none"> <li>➤ Uza ba produs ai han iha toos permanente no tuir dalam sustentavel</li> <li>➤ Uza hanesan plantasaun ( hanesan kafe, ai fuan no ai) ho kuda ai oan</li> <li>➤ Uza ba kesi animal</li> <li>➤ Uza ba kolekta ai maran</li> </ul>
Toos Permanente	- <u>Toos Permanente</u> - <u>Toos kahor ho ai fuan/toos agroforestry</u>	<p>Area ne'e tenke</p> <ul style="list-style-type: none"> <li>➤ Uza ba produzaun ai han iha toos permanente no tuir dalam sustentavel</li> <li>➤ Uza ba produzaun ai fuan besik iha area ho kuda ai fuan</li> <li>➤ Uza ba kolekta ai maran</li> </ul>
Be Matan	- <u>Proteje be matan</u>	<p>Be matan tenke;</p> <ul style="list-style-type: none"> <li>➤ Proteje hosi atividade ne'ebé bele kauza estraga bee</li> <li>➤ Uza ba objetivo domestiku no mós produs buat balun; no</li> <li>➤ Aumenta kuda ai oan besik iha area neba.</li> </ul>

### **Artigu 12: Pratika Jestaun Rai ne'ebé Rekomenda**

Komunidade hotu-hotu iha Suku Hautoho tenke uza no jere/maneja floresta no rai iha suku tuir dalan ne'ebé diak no sustentavel tuir pratika jestaun ne'ebé rekomenda iha espesifikasaun iha Aneksu-2.

### **Artigu 13: Preparazaun ne'ebé Nesessáriu**

Atu comunidade hotu iha Suku Hautoho bele realiza mapa uza rai ba futuro iha Aneksu-1, lider suku tenke koordena ho organijasaun relevante, hanesan DNF, MAP Munisipiu Aileu, no organizasaun externa seluk, atu iha supporta ne'ebé presija no preparazaun hanesan ne'ebé espesifika iha aneksu-3.

### **Artigu 14: Prosesu Lisensa**

Ema se deit hakarak atu tesi ai iha floresta/Ailaran ba halo uma tenke hetan lisensa hosi rai nain, no hetan lisensa mos husi lider suku iha area ne'eba, ho naran Xefi de Aldeia ne'ebé iha fatin ne'eba depois mak ba Xefi de Suku.

## **KAPÍTULU 5: REGULAMENTU KONA-BA UZA NO JESTAUN REKURSU NATURÁL SIRA**

### **Artigu 15: Atividade ne'ebé Bandu**

Aktividade ruma ne'ebé kauza ba degradasaun no atividade seluk ba rekursu naturál sira ne'ebé iha teritoriu Suku Hautoho maka bandu no hetan multa tuir regulamentu ne'e. Atividade ne'ebé kategoria hanesan aktu illegal tenke inklui, maibé la limiti ba hirak ne'ebé hanesan tuir mai ne'e:

- a. Tesi ai natureza ne'ebé moris, hanesan Ai Ru no Ai Bubur, ba faan;
- b. Tesi ai natureza ne'ebé moris, hanesan Ai Ru no Ai Bubur, atu uza ba domestiku (ne'ebé menus hosi 3m kubik) sem iha lisensa hosi nain ou lider suku, hanesan xefi de Aldeia no xefi de Suku;
- c. Tesi ai ne'ebé kuda hanesan Ai Kakeu, laiha lisensa husi rai nain ou lider suku hanesan xefi de aldeia no xefi de suku;
- d. tesi ai ruma ho sensor sem iha lisensa hosi DNF/MAP
- e. Sunu area ruma laos area ne'ebé uza ba to'os permanente;
- f. Sunu toos la halo ahi dalan ou la fó hatene ba toos nain ne'ebé viziñu
- g. Loke ai laran atu halo toos;
- h. Tama ema ruma nia toos laiha lisensa husi toos nain;
- i. Husik animal boot iha fatin ne'ebé determina ona iha mapa uza rai futuro;
- j. Husik animal boot no kesi iha ema seluk nia toos laiha lisensa husi toos nain;
- k. Oho animal fuik kuandu aihan ne'ebé iha toos hetan estragus husi animal fuik;
- l. Halo atividade ruma ne'ebé afeita ba bee matan hanesan tesi ai, halo toos, sunu rai no husik animal besik bee matan, fase ropa, no haris
- m. Kaer no oho bee nain iha bee matan;
- n. Uza ai moruk no shoke atu kaer ikan iha mota laran;

- o. Koileta ai fuan no produktu seluk iha ema seluk nia rai/toos laiha lisensa husi toos nain;
- p. Tesi au iha ema seluk nia rai/toos laiha lisensa husi rai/toos nain
- q. Koa/foti tua iha ema seluk nia rai/toos laiha lisensa husi rai/toos nain; no
- r. Oho animal ema seluk nian banhira akontese hanesan kazu ne'ebé esplika iha sub artigu 18.3.

## **KAPÍTULU 6: REGULAMENTU BA JESTAUN ANIMAL NE'EBÉ HAKIAK**

### **Artigu 16: Prinsípiu Baziku**

Emá ne'ebé iha animal tenke kontrola forti sira nia animal no proteje sira husi kauza estragus ba aihan iha ema seluk nia toos. Animal boot sira sei kesi ou husik iha area ne'ebé determina ona, maibé animal kiik sira tenke kesi ho tali metin ba ai hun.

### **Artigu 17: Regulamentu atu Hakiak Animal iha Suku**

Emá ne'ebé maka hakiak animal tenke responsabilija ba ninia animal no jere/maneja sira nia animal tuir regra/lei hirak ne'e:

- a. Animal bele husik deit iha area hakiak animal nian ne'ebé decide ona iha mapa uza rai ba futuru Aneksu-1;
- b. Husik animal iha loron/dader no hatama fali ba luhan iha kalan;
- c. Ema ida/karau atan tenke kontrola movimentu animal boot iha are ne'ebé decide ona iha loron/dader;
- d. Kesi animal ba aihun no hakiak animal iha area seluk ne'ebé decide hanesan fatin husik animal

### **Artigu 18: Solusaun ba Kazu ne'ebé hetan Estragus husi Animal**

- 18.1 Kazu karik animal hakiak ruma ne'ebé tama ba ema seluk nia toos no estaga aihan/kafé no produktu agrikultura sira no floresta seluk, animal nia nain tenke iha obrigasaun atu selu fali ba toos nain no tuir multa ne'ebé konkorda iha regulamentu ne'e.
- 18.2 Wainhira toos nain hetan animal hakiak ne'ebé laos ninian, estraga aihan/kafé no produktu agrikultura sira no floresta seluk iha nia toos, toos nain tenke kaer animal no kesi no fó hatene/relata kazu ne'e ba Xefi de Aldeia no animal nia nain. Xefi de Aldeia tenke rezolve problema ne'e tuir Artigu 24 iha regulamentu ne'e.
- 18.3 Ema ruma nia animal ne'ebé kauza estraga ba ai han/kafe/agrikultura no produsaun floresta iha ema seluk nia toos liu hosi dala tolu tenke hetan konsekuensia ba ninia animal sei la kaer maibé sei oho hosi toos nain depois de dala tolu.
- 18.4 Komunidade balun ne'ebé nain ba animal tenke tau marka ba ninia animal.

## **KAPÍTULU 7: INSTITUSAUN BA IMPLEMENTASAUN**

### **Artigu 19: Komite Suku ba Implementasaun Regulamento Suku**

- 19.1 Komite suku ne'ebé konpostu husi membrus Konsellu do Suku, representante igreja, no katuas husi suku, sei organiza atu implementa regulamentu suku.
- 19.2 Estrutura organizasaun husi komite suku maka hanesan.

Membru Komite	Pesoal ne'ebé responsabiliza
Lider Komite	Xefi de Suku
Vice Lider Komite	Anciao
Secretaris/tesureiro	Sekretaris suku
Membrus	Xefi aldeia (nain 3)
	Lian nain suku
	Reprezentante jovens (feto no mane)
	Reprezentante grupu feto (ema 2)
	Lian nain aldeia (ema 3)
	Reprezentante igreja (ema 2)

- 19.3 Membrus comunidade tenke renova fali kuandu Konsellu do suku troka. Kuandu comunidade sira hare komposisaun husi komite persiza atu organiza fali iha consensus comunidade hotu-hotu, membrus komite tenke hili fali ema ruma tuir dalan demokrasia no lider husi komite hanesan lider komite no vice lider komite, tenke hili entre membrus komite tuir dalan demokrasia hanesan halo votasaun.

**Artigu 20: Mandatu-mandatu husi Komite Suku**

- 20.1: Mandatu-mandatu husi komite suku ba implementasaun regulamentu suku iha Suku Hautoho maka atu:
- a. responsabiliza ba formulasaun, implementasaun, no haforsa regulamentu suku no planu futuru uza rai iha Suku Hautoho;
  - b. Fó korajen ba comunidade hotu iha Suku Hautoho atu obedese ba reglamentu suku no jere rai no rekursu naturál sira iha suku tuir dalan ne'ebé diak no sustentavel;
  - c. Fahe regulamentu suku no planu uza rai ba futuru ba comunidade hotu iha suku;
  - d. Rezolve problema ruma iha suku no mata dalan ne'ebé persiza ba comunidade;
  - e. Monitoria no avalia prosesu, efetividade, no impaktu husi implementasaun regulamentu suku;
  - f. Kordena ho ofisial governo sira ne'ebé relevante hanesan, Administrador Munisipiu iha Aileu, Administrador Posto Administrativu Remexio, Dirasaun Nacional Floresta, Policia Nacional Timor-Leste, no MAP Munisipiu Aileu, no
  - g. Renova, revisaun no hadia fali regulamentu suku no planu uza rai ba futuru bainhira persiza; no
  - h. Uza multa ne'ebé kolekta liu hosi implementasaun no haforsa regulamentu suku ba atinji planu futuru uza rai no /ou hadia comunidade iha suku tuir dalan ne'ebé diak no transparente
- 20.2 Iha kasu ruma kuandu komite labele assume ninia responsabilidade ou lakon fiar hosi comunidade iha suku tamba ninia hahalok, komite tenke hili representante foun atu troka ema nee no hetan approvasaun hosi comunidade.

**Artigu 21: Funsau no Responsabilidade hosi Membru Komite**

**21.1 Funsau no Responsabilidade hosi membru komite hanesan tuir mai:**

Membrus	Knar no Responsabilidade
Lider Komite (Xefi de Suku)	<ul style="list-style-type: none"> <li>• Lidera komite suku no lidera diskuzaun iha enkontru;</li> <li>• Kordena ho Xefi de Aldeia no Lia Nain suku atu rezolve problema ruma ne'ebé akontese iha suku;</li> <li>• Organiza enkontru komite atu diskuti problema /kazu ruma iha suku;</li> <li>• Tenke responsabliza ba implementasaun regulamentu suku no planu uza rai ba futuru husi suku;</li> <li>• Responsabiliza tomak ba jestaun no uza osan/fundus iha komite;</li> <li>• Kordena ho governo ne'ebé relevante (hanesan Administrazaun Munisipiu, Administrazaun sub Munisipiu, no MAP) no organizaun externa atu implementa regulamentu suku no planu uza rai ba futuru iha suku;</li> <li>• Lidera komite suku atu monitoria no evalua implementasaun regulamentu suku no planu uza rai ba futuru husi suku ne'ebé iha kordensaun ho Membru komite sira; no</li> <li>• Lidera komite suku atu renova no halo revisaun ba regulamentu suku no planu uza rai ba futuru ne'ebé iha kordensaun ho membrus komite.</li> </ul>
Vice Lider Komite (Anciao)	<ul style="list-style-type: none"> <li>• Ajuda lider komite tuir nia knar no responsabilidade;</li> <li>• Representa Lider wainhira nia rasik labele marka ninia presensa;</li> <li>• Attende diskuzaun no enkontru iha nivel suku no fornese sujestaun ba komite</li> <li>• Rezolve problema balun ne'ebé lori ba suku iha koordinasaun ho lider komite no lian suku; no</li> <li>• Assiste lider iha implementasaun regulamentu suku.</li> </ul>
Sekretaria no tezoreiru(sekretaria suku)	<ul style="list-style-type: none"> <li>• Koordena ho lider no no membru seluk hosi komite banhira aktividade hosi komite, hanesan enkontru ne'ebé organija;</li> <li>• Maneija no arkivu dokumento balun hosi komite</li> <li>• Mantein livro no maneija osan hosi komite</li> <li>• Relata status finansa ba lider no mos membru seluk hosi komite; no</li> <li>• Foti nota diskuzaun, especialmente liafuan sira hosi komite, iha enkontru atu akumulala ho diak</li> </ul>
Xefi de Aldeia	<ul style="list-style-type: none"> <li>• Atende enkontru no diskuzaun iha nivel suku lori comunidade nia naran iha aldeia;</li> <li>• Rezolve problema ruma ne'ebé nia aldeia no kordena ho Lia Nain husi Aldeia;</li> <li>• Relata resultadu enkontru mediasaun iha nivel aldeia iha enkontru monitorizasaun mensal ;</li> <li>• Konsulta ho lider komite kona-ba problema/kazu ne'ebé maka labele rezolve iha nivel aldeia;</li> <li>• Atende enkontru mediasaun husi lider komite iha nivel suku atu diskuti problema/kazu ne'ebé labele rezolve iha nivel aldeia;</li> <li>• Responsabliza ba implementasaun regulamentu suku iha nivel aldeia; no</li> <li>• Asisti lider iha implementasaun regulamentu suku.</li> </ul>
Lia Nain Suku	<ul style="list-style-type: none"> <li>• Atende diskuzaun no enkontru iha nivel suku no fó sujestaun ne'ebé persiza iha enkontru;</li> <li>• Rezolve problema ruma ne'ebé iha suku ne'ebé kordena ho lider komite no vice lider hosi komite no xefi aldeia no mos lia nain hosi aldeia kona-ba isu nee;</li> <li>• Kordena ho lider tradisional husi suku viziñu; no</li> <li>• Asisti lider iha implementasaun regulamentu suku.</li> </ul>
Reprezentante Grupu Joven	<ul style="list-style-type: none"> <li>• Atende diskuzaun no enkontru iha nivel suku no fo sujestaun hodi juventude nia naran husi suku;</li> <li>• Koalia ba juventude iha suku ;</li> <li>• Kordena ho grupu joven seluk husi suku viziñu; no</li> <li>• Asisti lider iha implementasaun regulamentu suku nian.</li> </ul>
Reprezentante Grupu Feto	<ul style="list-style-type: none"> <li>• Atende diskuzaun no enkontru iha nivel suku no fo sujestaun hodi feto nia naran husi suku;</li> <li>• Koalia ba feto iha suku ;</li> <li>• Kordena ho grupu feto seluk husi suku viziñu</li> <li>• Aponta feto ruma atu prepara hahan ba enkontru bainhira precisa; no</li> <li>• Asisti lider iha implementasaun regulamentu suku.</li> </ul>
Lian nain hosi Aldeia	<ul style="list-style-type: none"> <li>• Attende diskuzaun no enkontru iha nivel suku no fornese sujestaun ba komite</li> <li>• Assite xefi aldeia iha ninia aldeia rezolve problema ruma iha ninia aldeia</li> </ul>

Membrus	Knar no Responsabilidade
	<ul style="list-style-type: none"> <li>• Koordena ho lia nain hosi suku banhira kasu iha ninia aldeia lori ba suku; no</li> <li>• Assiste lider iha implementasaun regulamentu suku.</li> </ul>
Reprezentante hosi Igreja	<ul style="list-style-type: none"> <li>• Attende diskusaun no enkontru iha nivel suku no fornese sujestaun ne'ebé relasiona ho relijaun kristaun;</li> <li>• Reja orazaun loke no taka ba diskusaun ruma; no</li> <li>• Assiste lider ba implementasaun regulamentu suku.</li> </ul>

21.2 Iha kasu kuandu lider ho vice hosi komite nee la marka prezensa ou falta ou labele assume sira nia responsabilidade tanba razaun ruma, membru komite bele hili representante transitoriu entre membru komite ne'ebé hela hanesan provisoriu. Ema ne'ebé responsabilija tenke hare fali servisu no responsabilija iha lider nia fatin

**Artigu 22: Kna'ar no Responsabilidade husi Membrus Komite**

Kna'ar no responsabilidade husi membrus komite iha Suku Hautoho maka hanesan tuir main e`e:

- a. atu tuir regra sira no tuir liña jeral sira ne'ebé esplika ona iha regulamentu ne'e;
- b. atu atende enkontru plenaria iha nivel suku ou aldeia;
- c. atu partisipa iha atividade sira hodi suporta implementasaun regulamentu suku no planu uza rai ba futuru iha suku;
- d. iha direitu atu reklama kontra ema ne'ebé viola ho komite suku ou lider lokal (hanesan Xefi de Suku); no
- e. iha direitu atu tau matan ba atividades komite suku nian, atu hare membrus komite sira bele halao sira nian knar no responsabilidade.

**KAPÍTULU 8: SISTEMA IMPLEMENTASAUN BA REGULAMENTU**

**Artigu 23: Prinsípiu Baziku**

23.1 Regulamentu ne'e tenke implementa hanesan lei ida ba Suku Hautoho. Komuidade hotu-hotu tenke monitoria no hare didiak violasaun ou atividade illegal sira ne'ebé maka kontra regulamentu ne'e.

23.2 Krime ruma ne'ebé maka akontese iha teritoriu Suku Hautoho tenke relata/kesar ba Policia. Tanba nee, ema ruma ne'ebé maka komete ba krime ou viola Lei Governo RDTL sei entrega ba policia.

**Artigu 24: Lalaok atu Rezolve Problema no Mediasaun ba Disputa/Konflitu**

24.1 Keisa ou violasaun ruma tenke fó hatene uluk ba Xefi de Aldeia iha area ne'ebé hetan problema ba. Xefi de Aldeia tenke organiza enkontru mediasaun atu tetu hamutuk ho ema ne'ebé halo problema (hanesan vitima no suspeitu) no Lianain husi Aldeia.

24.2 Iha enkontru medisaun no tetu, Xefi de Aldeia ho membrus komite seluk verifika faktu sira liu husi investigasaun no diskusaun ho vitima sira. Kazu tenke relata ba Xefi de Suku bainhira hala`o ona enkontru mediasaun nee hetan ona konkordansia.

24.3 Kuandu kazu labele rezolve iha nivel Aldeia, tenke lori ba nivel suku. Xefi de Suku tenke organiza enkontru mediasaun ho disputa sira, xefi de Aldeia no Lianain husi aldeia hosi

fatin kazu nee akontese, Lia nain suku, no mós pesoal seluk ne'ebé lider komite konsidera persiza.

- 24.4 Iha enkontru mediasaun iha nivel Suku, Xefi de Suku ho partisipante seluk ne'ebé espesifika iha Sub-Artigu 23.3 investiga no exame kazu no apresenta ba disputa iha enkontru mediasaun.
- 24.5 Kuandu kazu nee la rezolve, kazu nee tenke lori ba Administrazaun Sub Munisipiu ou relata ba Policia iha Posto Administrativu Remexio.

**Artigu 25: Osan /Gastu sira ba Enkontru Mediasaun**

- 25.1 Ema ne'ebé kesar tenke gasta ba enkontru mediasaun atu rezolve /mediasaun iha nivel aldeia no nivel suku. Gastu sira sei selu fali husi suspeitu kuandu iha enkontru mediasaun hatudu katak suspeitu lakon no responsabliza ba kazu ne'e.

**KAPÍTULU 9: MONITORIZASAUN KONA-BA IMPLEMENTASAUN NO FAHE  
INFORMASAUN BA KOMUNIDADE**

**Artigu 26: Monitorizasaun ba Implementasaun Regulamento Suku husi Komite**

- 26.1 Komite suku tenke halao enkontru monitorizasaun Fulan-fulan atu monitor implementasaun hosi regulamentu suku no ajuda Xefi de Aldeia atu rezolve problema ruma ne'ebé labele rezolve enkontru mediasaun iha nivel aldeia.
- 26.2 Iha enkontru monitoring mensal, xefi de aldeia sei relata informasaun hotu ne'ebé akontese iha aldeia iha fulan ida nia laran no rezultadu hosi sira nia julgamento no asaun. Kuandu iha kazu balun ne'ebé pendente, sira tenke lori informasaun nee atu halo diskusaun. Membru komite tenke fó hanoin ba xefi aldeia ou deside atu rezolve iha nivel aldeia.
- 26.3 Komite suku tenke iha enkontru urjente wainhira iha presija atu halo diskusaun ba issu urjente ruma entre membru sira.
- 26.4 Diskusaun hotu ne'ebé iha enkontru monitorizasaun mensal iha nivel suku sei hakerek hosi sekretario suku ou membrus komite seluk ne'ebé maka hili hosi lider komite iha inisiu enkontru. Diskusaun ne'ebé hakerek tenke grava hanesan modelo judicial nian, bele aumenta regulamentu suku.

**Artigu 27: Fahe Informasaun Regulamento Suku ba Komunitade Lokal**

Atu familiariza membru komunitade iha suku ho regulamentu suku, Xefi Aldeia tenke halao enkontru iha nivel aldeia ho konvida komunitade sira hotu iha ninia aldeia depois de enkontru mensal iha nivel suku. Iha enkontru iha nivel aldeia, xefi de Aldeia sei relata rezultadu hosi diskusaun iha enkontru monitorizasaun mensal husi komite no halo esforsu atu komunitade sira komprende kona-ba regulamentu suku.

**Artigu 28: Avaliasaun Annual iha Nivel Suku**

Enkontru plenaria ho comunidade lokal husi suku tenke hala`o husi komite suku tinan-tinan atu i) fahe kazu no informasaun ne'ebé komite hetan iha tinan ida nia laran; ii) avalia efetividade hosi regulamentu suku hanesan performa ba komite, no iii) hasa`e comunidade nia koñesementu kona-ba regulamentu suku no planu uza rai ba futuru iha suku.

**KAPÍTULU 10: JESTAUN FINANSEIRU (OSAN TAMA no OSAN SAI)**

**Artigu 29: Osan Tama ba Komite**

Komite suku sei iha rendimento/osan tama tuir mai liu hosi implementasaun regulamentu suku:

- a. multa ne'ebé selu husi ema ne'ebé viola; no
- b. kontribuisaun ne'ebé fo husi organizasaun externo/rekursu ba gestau reskursu.

**Artigu 30: Gastu sira hosi Komite**

Osan/fundus husi komite suku tenke uza deit ba implementasaun regulamentu suku no planu uza rai ba futuru, hanesan i) reflorestasaun ba ailaran uituan, ii) rehabilitasaun ba valeta, iii) hahan/consume ba enkontru monitorizasaun mensal ba komite; iv) hahan/consume uza iha enkontru fulan tolu iha nivel aldeia; v) organiza seremonia Tara Bandu, no vi) atividade sira seluk atu kontribui ba implementasaun regulamentu suku no planu uza rai ba futuru.

**Artigu 31: Jestaun Finanseiru**

- 31.1 Komite suku tenke jere/maneja no rai osan/fundus ba komite suku. Lider komite tenke iha responsabilidade maximu ba jestaun osan no vice lider husi komite tenke rai livru finansas nian iha dalan ne'ebé transparansia.
- 31.2 Atu uza osan tenke diskuti hosi komite ho participasaun hosi 2/3 hosi membrus ne'ebé aprova hosi 1/2 hosi participante sira iha enkontru/diskusaun.
- 31.3 Lider ou vice lider komite tenke relata osan tama no gastus husi komite ba membrus komite seluk iha enkontru monitorizasaun fulan-fulan.
- 31.4 Komite suku tenke relata mos osan tama no gastus ba comunidade sira seluk iha enkontru avaliasaun annual ne'ebé esplika iha Artigu 27.

**KAPÍTULU 11: MULTA NO KASTIGU**

**Artigu 32: Multa no Kastigu**

Ema se deit maka viola lei ne'ebé hakerek iha CAPITULA 3 no 6 iha regulamentu ne`e sei hetan multa no kastigu. Multa no kastigu sei varidade ho kategoria no/ou tuir nivel violasaun hanesan tuir mai.



1) Violasaun kategoria hanesan krime

Nivel krime	Tipo Krime	Multa
1. Krime Seriu liu (ou krime todan)	<ul style="list-style-type: none"> <li>• Atividade violasaun seksual no assaltu</li> </ul>	<ul style="list-style-type: none"> <li>• Kompensaun ba vitima/vitima nia familia               <ul style="list-style-type: none"> <li>- US\$ 100</li> <li>- Karau 2 (metan ou mean)</li> <li>- Fahi rua</li> <li>- Tais rua</li> </ul> </li> <li>• Multa               <ul style="list-style-type: none"> <li>US\$ 50 kuandu problema rezolve iha nivel aldeia</li> <li>US\$ 100 kuandu problema rezolve iha nivel suku</li> </ul> </li> <li>• Material ba seremonia mediasaun (bolu hanesan nahe biti no lulun biti)               <ul style="list-style-type: none"> <li>- naan</li> <li>- foos</li> <li>- cigaru</li> <li>- tua</li> <li>- malus ho bua</li> </ul> </li> <li>• Karik ema ne'ebé halo sala ou ninia familial abele selu multa ne'ebé esplika iha leten, ema nee tenke lori ba policia</li> </ul>
2. Krime seriu (todan)	<ul style="list-style-type: none"> <li>• Iha atividade violensia (hanesan tuku malu, naok, estraga sasan publiku no privadas, no violensia domestiko)</li> <li>• Naok</li> <li>• Intimidasan</li> <li>• Naok animal bot (hanesan karao, kuda, bibi no fahi)no ai han iha toos ho montante bot</li> <li>• Atividade balun ne'ebé kauza sunu naok</li> <li>• Tesi ai illegal</li> <li>• Uza kemiku atu kaer ikan iha bee matan</li> <li>• Uza ai kulit at</li> <li>• Dun matak ema</li> <li>• Krime seluk ou atividade illegal ne'ebé kategoria hanesan krime seriu</li> </ul>	<ul style="list-style-type: none"> <li>• Kompensasan ba vitima               <ul style="list-style-type: none"> <li>- selu hanesan ho estragus iha osan ou material</li> </ul> </li> <li>• Multa:               <ul style="list-style-type: none"> <li>US\$ 50 wanhira problema rezolve iha aldeia</li> <li>US\$ 100 wanhira problema rezolve iha suku</li> </ul> </li> <li>• Material ba seremonia mediasaun (bolu hanesan nahe biti no lulun biti)               <ul style="list-style-type: none"> <li>- Naan</li> <li>- foos</li> <li>- cigaru</li> <li>- malus ho bua</li> </ul> </li> <li>• Kuandu ema ne'ebé halo sala ou ninia familial abele selu multa ne'ebé esplika ona iha leten, nia tenke lori ba policia</li> </ul>
2. Krime Kaman (ou krime naton)	<ul style="list-style-type: none"> <li>• Naok ai han iha toos ho montante kiik no animal kiik (hanesan manu, buza no asu)</li> <li>• Atividade ruma ne'ebé kauza ba estragus ai han no plantasaun (hanesan, aifuan, café, cengkeh,pimenta, no seluk tan.)</li> <li>• Kasa animal fuik iha ai laran</li> <li>• Krimes seluk ou atividades illegal ne'ebé kategoria hanesan krime Kaman</li> </ul>	<ul style="list-style-type: none"> <li>• Kompensaun ba vitima               <ul style="list-style-type: none"> <li>- selu hanesan ho sasan ne'ebé straga iha osan ou material</li> </ul> </li> <li>• Multa               <ul style="list-style-type: none"> <li>US\$ 25 kuandu problema rezolve iha nivel aldeia</li> <li>US\$ 50 kuandu problema rezolve iha nivel suku</li> </ul> </li> <li>• Materials ba seremonia mediasaun (bolu hanesan nahe biti no lulun biti)               <ul style="list-style-type: none"> <li>- naan</li> <li>- foos</li> <li>- sigaru</li> <li>- tua</li> <li>- bua ho malus</li> </ul> </li> <li>• Wanhira ema ne'ebé halo sala labele kumpri ho Multa ne'ebé hakerek iha leten, nia tenke halo servisu sosial. Kuandu ema ne'ebé hanesan komete krimi liu hodi dala tolu, ema nee bele entrega ba policia ho foo kastigu ne'ebé mak todan liu hosi komite.</li> </ul>

2) Violasaun kategoria hanesan la iha moral

Nivel hosi Assaun	Tipu hosi Krime	Mulata ba ema ne'ebé halo violasaun
1. Assaun seriu/todan	<ul style="list-style-type: none"> <li>• Assaun relasaun ho ema nia fen ou laen</li> </ul>	<ul style="list-style-type: none"> <li>• Kompensasaun fo hosi feto nia familia ba mane nia familia               <ul style="list-style-type: none"> <li>- US\$100</li> <li>- Karau 2</li> </ul> </li> <li>• Kompensasaun fo hosi mane nia familia ba feto nia familia               <ul style="list-style-type: none"> <li>- fahi rua</li> <li>- tais rua</li> </ul> </li> <li>• Multa ba parte rua               <ul style="list-style-type: none"> <li>- US\$ 50 kuandu rezolve iha nivel aldeia</li> <li>- US\$ 100 dollar kuando rezolve iha suku</li> </ul> </li> <li>• Material ba seremonia halo mediasaun (bolu hanesan Nahe biti no lulun biti)               <ul style="list-style-type: none"> <li>- Naan, foos, sigaru, tua, no bua malus</li> </ul> </li> <li>• iha kasu balun rezolve entre relasaun familia ho assistencia hosi membru komite, especialmente Xefi Aldeia, Xefi Suku no representante hosi Igreja</li> </ul>

**KAPÍTULU 12: PROVIZAUN FINAL NO EFETIVIDADE**

**Artigu 33: Revisaun no Amendementu**

33.1 Regulamentu suku ne'e bele halo revisaun no amendementu tuir nesidade ne'ebé persija kuandu iha mudansa atu troka iha suku laran, kondisaun sosial-ekonomia husi comunidade lokal ho sistema legislativu relevante iha governo.

33.2 Komite suku tenke halo enkontru ida entre membrus komite atu halo revisaun no amendemento regulamentu ne'e. Amendemento no revisaun husi regulamentu ne'e tenke aprova husi mayoria comunidade ne'ebé partisipa iha enkontru plenaria ne'ebé organiza husi komite.

**Artigu 34: Efektividade**

34.1 Regulamentu nee efektivu husi data ne'ebé asinadu no anunsia husi Lider Suku Hautoho.

Anunsia no fahe informasaun ba Suku Hautoho iha loron 17Augustu 2012 husi

---

Joao da Silva  
Lider Komite  
Xefi de Suku hosi suku  
Hautoho

---

Domingos Alves  
Vice Lider Komite  
Anciaun Suku Hautoho

---

Jose de Jesus  
Sekretario/Tezoreiru Suku  
hosi Suku Hautoho

---

Vasco Amaral  
Xefi de Aldeia Aibutihun,  
Suku Hautoho

---

Bonifasio do Carmo  
Xefi de Aldeia Lebutu,  
Suku Hautoho

---

Manuel dos Santos  
Xefi de Aldeia Ramerhei,  
Suku Hautoho

Aprova no haforsa iha loron 17 Agosto 2012 husi

---

Lourenco Borgas Fontes  
Interim Diretor Nacional,  
Dirasaun Nacional Floresta,  
MAP

---

Martinho Matos Siquiera  
Administrador Munisipiu  
Aileu

---

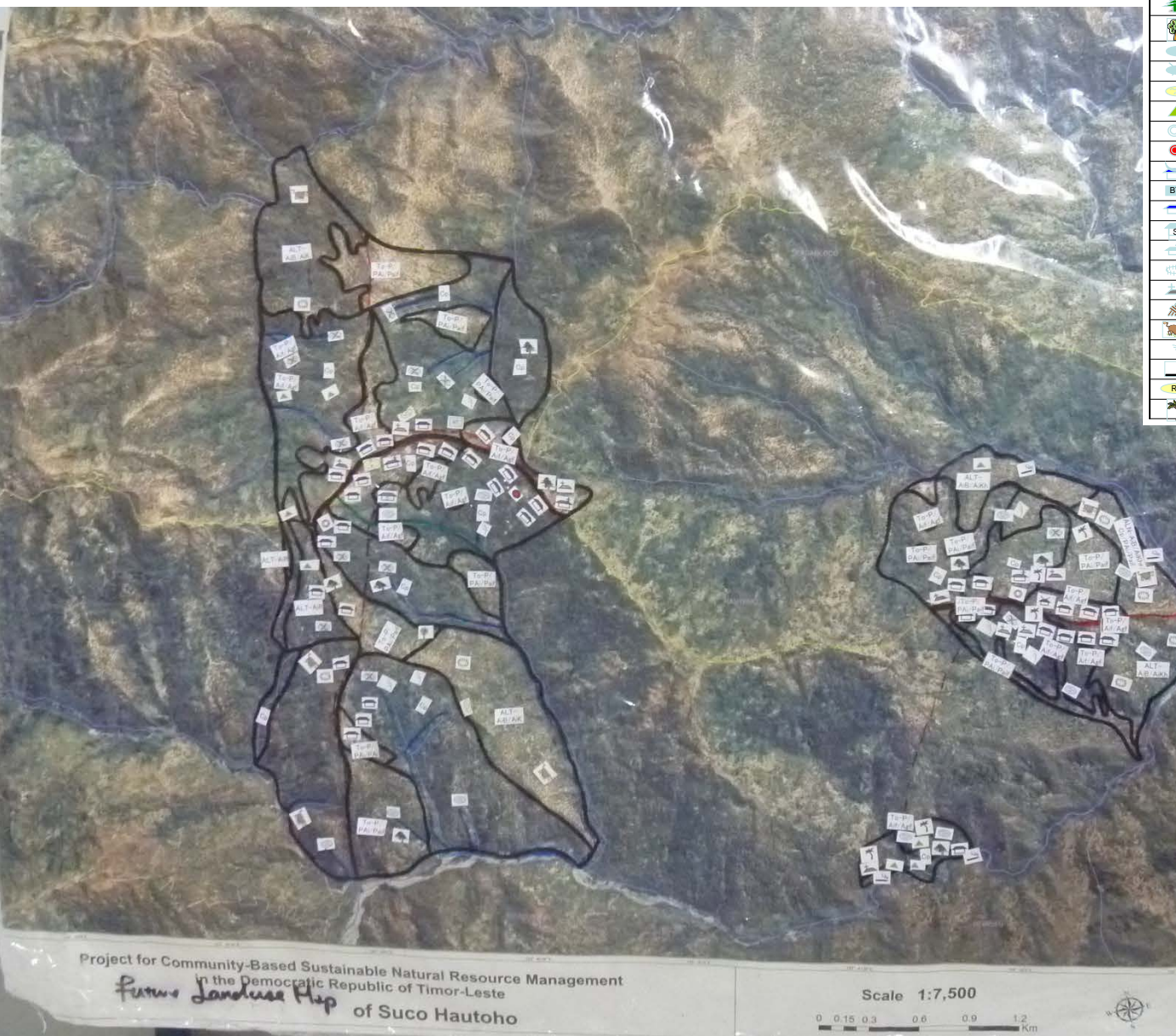
Carlos Alberto de Araujo  
Administrador Posto  
Administrativu Remexio,  
Munisipiu Aileu

---

Joao Antalmo  
Diretor,  
Departamento Protesaun e  
Jestaun Florestais, NDF,  
MAP

---

Fernando C. Araujo  
Manajer Projetu  
Jestaun Rekursu naturál sira  
ne'ebé Sustentabel bazeia ba  
Komunidade, MAP



Landmark	Tetun	English
	Hali lulic	Sacred Tree
	Ai Bubur Lulic	Sacred Eucalyptus Alba
	Be Matan	Water source
	Be Matan Lulic	Sacred (Lulic) water source
	Debu	Pond
	Foho Lulic	Sacred mountain
	Centro Aldeia	Aldeia center
	Centro Suco	Suco Center
	Uma Lulic	Sacred House
	Be Tanki	Water Tank
	Uma Komunitade	Community House
	Escola	School
	Capela	Church
	Karau Luhan	Animal fence
	Cemiterio/Rate	Cemetery
	Fatin Hili Ai Sunu	Firewood collection
	Fatin Fusik Animal	Grazing place
	Tua	Palm trees
	Area Sunu Rai	Area with frequent wild fires
	Rai komunal	Community area
	Nu	Coconuts

Landmark	Tetun	English
	Hali lulic	Sacred Tree
	Ai Bubur Lulic	Sacred Eucalyptus Alba
	Be Matan	Water source
	Be Matan Lulic	Sacred (Lulic) water source
	Debu	Pond
	Foho Lulic	Sacred mountain

**Legend**

Usa-Rai ba Futuru/ Future Land Use	Descripsaun	Usa-Rai Agora/ Present Land Use	Descripsaun
ALT-AiB/AiKhr	Ai lalan Tuan-Ai bubur/Ai Kahur	ALT-AiB	Ai lalan Tuan-Ai bubur
		ALN-AiB	Ai lalan Naton-Ai bubur
ALN-AiB/AiKhr/ Cp/PAI/PAif	Ai lalan Naton-Ai bubur/Ai Kahur/Café/Plantasau n Ai/Plantasau n Ai fuan	ALI-AiB	Ai lalan Ituan-Ai bubur
ALT-AiR	Ai lalan Tuan-Ai Ru	ALT-AiR	Ai lalan Tuan-Ai ru
Cp	Café	Cp	Café
To-P/ PAI/PAif	Toos Permanente/Plantasau n Ai/Plantasau n Ai fuan	To-Mb	Toos-Muda Ba Mai
To-P/ AiI/Agf	Toos Permanente/Plantasau n Ai/Agroforesta	Uc-Tp	Uma Komunitade ho Toos Permanente
		RM	Rai Monu

Apéndice-4.5 Aneksu-1 Mapa Uza Rai ba Futuru hosi Suko Hautoho

Apêndise -4.5 Aneksu-2: Pratika Jestaun Rai ne'ebé Rekomenda hosi Kategoria Uza Rai

Planu futuru uza rai	Atividade permite	Atividade la permite
- Proteje Ai laran tuan (Ai bubur laran )	<ul style="list-style-type: none"> <li>➤ Tesi Ai Bubur halo umd aho lisensa hosi lider suco (Xefi de suku no Xefi de Aldeia) no rai nain ou xefi i lisan ne'ebé nain ba rai.</li> <li>➤ Tesi volume balun hosi Ai Bubur halo lutu ho lisensa hosi lider suco (Xefi de suku no Xefi de Aldeia) no rai nain ou cefi hosi lisan rai ho presensa hosi DNF/MAP (precisa hetan lisensa hosi DNF/MAP kuandu tesu ai liu hosi 3 m3 ou ai bot ho censor.)</li> <li>➤ Kuda ai oan foun depois tesu.</li> <li>➤ Apoda nia sanak.</li> <li>➤ Kolekta ai maran.</li> <li>➤ Husik animal iha luan ou kesi iha ai hun.</li> </ul>	<ul style="list-style-type: none"> <li>➤ Labele sunu area.</li> <li>➤ Labele loke area halo toos.</li> <li>➤ Labele tesu ai ba faan</li> <li>➤ Labele tesu ai semi ha lisensa hosi lider suco ou rai nain</li> <li>➤ Labele husik animal ho livre</li> <li>➤ Labele kasa animal.</li> </ul>
- Proteje ai laran tuan/mediu (Ai laran Ai Bubur )	<ul style="list-style-type: none"> <li>➤ Tesi Ai Bubur ba halo uma ho lisensa hosi lider suco (Xefi de suku no Xefi e de Aldeia) no rai nain ou chedi lisan ne'ebé nain ba rai nee.</li> <li>➤ Tesu ai ho volume hosi Ai Bubur halo lutu ho lisensa hosi lider suco (Xefi de suku no Xefi de Aldeia) no rai nain ou xefi i lisan ne'ebé nain hosi rai ho presensa hosi DNF/MAP (precisa iha lisensa hosi DNF/MAP kuandu tesu ai liu hosi 3 m3 ou ai bot ho censor.)</li> <li>➤ Kuda ai oan depois tesu.</li> <li>➤ Apoda ninia sanak.</li> <li>➤ Hili ai maran.</li> <li>➤ Husik animal iha luhan ou kesi iha ai hun.</li> </ul>	<ul style="list-style-type: none"> <li>➤ Labele sunu area</li> <li>➤ Labele halo toos iha area</li> <li>➤ Labele tesu ai ba faan</li> <li>➤ Labele tesu ai sem iha lisensa hosi lider suco ou rai nain</li> <li>➤ Labele husik animal ho livre</li> <li>➤ Labele kasa animal.</li> </ul>
- Proteje ai laran tuan (Ai Ru laran )	<ul style="list-style-type: none"> <li>➤ Tesu Ai Bubur halo uma ho lisensa hosi lider suco (Xefi de suku no Xefi de Aldeia) no rai nain ou xefi lisan ne'ebé nain ba rai nee.</li> <li>➤ Kuda ai foun (ai no specie legume) depois tesu.</li> <li>➤ Aparu ninia sanak.</li> <li>➤ Hili ai maran</li> <li>➤ Husik animal iha luhan ou kesi ba ai hun</li> </ul>	<ul style="list-style-type: none"> <li>➤ Labele sunu area</li> <li>➤ Labele loke area halo toos</li> <li>➤ Labele tesu ai ba faan</li> <li>➤ Labele tesu ai semi ha lisensa hosi lider suco ou rai nain</li> <li>➤ Labele husik animal ho livre</li> <li>➤ Labele kasa animal</li> </ul>
- Proteje ai laran mediu/rehabilita (Ai Bubur laran ou kahor )	<ul style="list-style-type: none"> <li>➤ Kuda ai foun ne'ebé animal sira la han</li> <li>➤ Kuda ai bot</li> <li>➤ Husik animal iha luhan ou kesi</li> <li>➤ Hili ai maran</li> </ul>	<ul style="list-style-type: none"> <li>➤ Labele tesu ai ba objetivu saida det</li> <li>➤ Labele sunu area</li> <li>➤ Labele loke halo toos</li> <li>➤ Labele husik animal ho livre</li> </ul>
- <u>Plantasaun kafe</u>	<ul style="list-style-type: none"> <li>➤ Kuda ai mahon (Ai Kakeu, Ai Samutuku, etc.) ai kafe.</li> <li>➤ Kuda ai oan hosi has, kulu jaka, sabraka, no kami iha toos ninin.</li> <li>➤ Kuda ai mahon (e.g., talas no ailea).</li> <li>➤ Tesu nia sanak no ai mahon</li> <li>➤ Tesu kafe ba rejuvenasaun</li> <li>➤ Kolekta ai maran</li> <li>➤ Koileta kafe, ai fuan no ai han ne'ebé kuda</li> <li>➤ Hamos area</li> <li>➤</li> </ul>	<ul style="list-style-type: none"> <li>➤ Labele tesu ai, bele tesu kafe tuan</li> <li>➤ Labele sunu area</li> <li>➤ Labele loke area halo toos</li> <li>➤ Labele husik animal.</li> </ul>
- <u>Plantasaun (ai / plantasaun ai fuan)</u>	<ul style="list-style-type: none"> <li>➤ Kuda ai oan/ai fuan/legume.</li> <li>➤ Tesu ai ne'ebé kuda ba objetivo domestio ho lisensa hosi rai nain.</li> <li>➤ Hili ai maran</li> <li>➤ Kuda ai han annual too ai nee kobre area</li> <li>➤ Koileta ai fuan no ai han</li> </ul>	<ul style="list-style-type: none"> <li>➤ Labele tesu ai ne'ebé moris naturalmente ba objetivu saida det</li> <li>➤ Labele tesu ai ne'ebé kuda semi ha lisensa hosi rai nain</li> <li>➤ Labele sunu area</li> <li>➤ Labele husik animal iha area</li> <li>➤ Labele kuda ai oanssem iha lisensa hosi rai nain</li> <li>➤</li> </ul>

**Apêndise -4.5 Amostra Regulamentu Suku  
hosi Suku Projetu JICA**

Planu futuru uza rai	Atividade permite	Atividade la permite
<u>- Toos permanente (konverte hosi area toos muda ba mai</u>	<ul style="list-style-type: none"> <li>➤ kuda ai han annual</li> <li>➤ halo uma temporario</li> <li>➤ sunu area ho halo ai dalan</li> <li>➤ sunu dut ne'ebé tau hamutuk iha toos</li> <li>➤ husik animal iha area ho kesi metin</li> <li>➤ koileta ai han annual</li> <li>➤ Kuda ai, kafe, ai fuan</li> <li>➤ Tesi ai ne'ebé kuda ba objetivu domestio ho lisensa hosi rai nain</li> <li>➤ Kolekta ai maran</li> <li>➤ Uza area ba produzaun ai han annual ho lisensa hosi rai nain</li> </ul>	<ul style="list-style-type: none"> <li>➤ Labele tesi ne'ebé moris naturalmente ba objetivu saida det.</li> <li>➤ Labele tesi ai ne'ebé kuda semi ha lisensa hosi rai nain.</li> <li>➤ Labele husik animal iha area</li> <li>➤ Labele sunu area sem halo ahi dalan</li> <li>➤ Labele kuda ai han sem iha lisensa hosi rai nain.</li> </ul>
<u>- toos permanente</u>	<ul style="list-style-type: none"> <li>➤ Kuda ai han annual</li> <li>➤ Sunu dut ne'ebé rai hamutuk iha toos</li> <li>➤ Husik animal iha fatin tengki kesi</li> <li>➤ Koileta ai han annual</li> <li>➤ Kuda ai, kafe, ai fuan</li> <li>➤ Tesi ai ne'ebé kuda ba objetivu domestiku ho lisensa hosi rai nain</li> <li>➤ Hili ai maran</li> </ul>	<ul style="list-style-type: none"> <li>➤ Labele tesi ai moris natural ho objetivu saida det.</li> <li>➤ Labele tesi ne'ebé kuda semi ha lisensa hosi rai nain.</li> <li>➤ Labele husik animal iha area</li> <li>➤ Labele sunu area</li> <li>➤ Labele kuda ai sem iha lisensa hosi rai nain.</li> </ul>
<u>- Proteje rekursu bee</u>	<ul style="list-style-type: none"> <li>➤ Uza rekursu ba objetivo domestiku, operasaun viveiros, rega animal, no produzaun modo.</li> <li>➤ Kuda ai ne'ebé sei la affeta ba volume bee hosi bee (e.g., Ai Hari, Ai Eda, etc.) .</li> <li>➤ Hamos area besik bee</li> <li>➤ Proteje ular no tuna iha bee</li> <li>➤ Halo viveiros modo ho medida 10 m besik bee</li> <li>➤ Hili ai maran</li> </ul>	<ul style="list-style-type: none"> <li>➤ Labele tesi ai besik bee (ho 100 m hosi be matan).</li> <li>➤ Labele sunu area besik bee (ho 100 m hosi bee).</li> <li>➤ Labele loke toos foun besik be matan (ho 100 m hosi be matan).</li> <li>➤ Labele oho ikan (e.g., tuna no boek) iha bee matan.</li> <li>➤ Labele oho animal besik be matan</li> <li>➤ Labele soe foer besik be matan</li> <li>➤ Labele fase ropa besik be matan</li> <li>➤ Labele kesi animal besik be matan</li> <li>➤ Labele estraga bee matan</li> <li>➤ Labele kuda ai oan ho 10 m radius hosi bee matan.</li> </ul>

**Apéndise -4.5 Aneksu-3: Preparasaun neccessario atu Realija Uza Rai ba Futuru**

Uza rai agora	Uza rai Futuru	Preparasaun Neccessario
Ai laran ai bubur	- <u>Proteje ai laran tuan (Ai Bubur no ai sira seluk)</u>	<ul style="list-style-type: none"> <li>➤ Proteje ai laran ne'ebé iha hosi tesi illegal sunu iha kooperasaun ho MAP (DNF/Guarda Floresta</li> <li>➤ Kuda ai oan foun ou ai local kuandu tesi ai iha area</li> <li>➤ Koordena ho DNF/MAP Distrito atu hetan ai oan foun</li> <li>➤ Desenvolve no haforsa regulamento suco atu proteje area</li> </ul>
Ai laran Ai ru	- <u>Proteje ai laran tuan (ai ru)</u>	<ul style="list-style-type: none"> <li>➤ Hanesan iha leten</li> </ul>
Ai laran Ai bubur medio	- <u>Proteje ai laran tuan/medio (Ai bubur no ai seluk)</u>	<ul style="list-style-type: none"> <li>➤ Proteje ai laran ne'ebé iha ona hosi tesi illegal no sunu ai laran iha kooperasaun ho MAP (DNF/Guarda floresta</li> <li>➤ Uza kolekta ai maran no material hlo uma/lutu</li> <li>➤ Kuda ai oan foun ou ai local iha area especialmente kuandu tesi</li> <li>➤ Koordena ho DNF/MAP Distrito atu hetan ai oan foun</li> <li>➤ Desenvolve no haforsa regulamento suco atu proteje area</li> </ul>
Ai laran ai bubur uituan	- <u>Rehabilita ai laran mediu (Ai bubur no ai seluk)</u> - <u>Plantasaun (café / ai fuan)</u>	<ul style="list-style-type: none"> <li>➤ Proteje ai laran ne'ebé iha ona hosi tesi illegal no sunu ai laran iha kooperasaun ho MAP (DNF/Guarda floresta)</li> <li>➤ Kuda ai oan foun no legume nomos ai seluk hanesan ai fuan no kafe iha area</li> <li>➤ Koordena ho DNF/MAP Distrito atu hetan ai oan foun</li> <li>➤ Mantein no proteje ai ne'ebé kuda hosi estraga</li> <li>➤ Desenvolve no haforsa regulamento suco atu proteje area</li> </ul>
Plantasaun café	- <u>Plantasaun café</u>	<ul style="list-style-type: none"> <li>➤ Proteje plantasaun ne'ebé iha ona/ai hosi tesi illegal no sunu iha kooperasaun ho MAP (DNF/GUarda floresta)</li> <li>➤ Mantein plantasaun ho aplika pratika ne'ebé diak inklui apoda no hamos</li> <li>➤ Apoda sanak hosi kafe no ai mahon kuandu precisa</li> <li>➤ Halo rejuvenasaun ba kfe tuan kuandu precisa</li> <li>➤ Kuda ai mahon foun no kafe oan iha area</li> </ul>
Area ba toos muda ba mai	- <u>Toos permanente</u> - <u>Plantasaun (kafe, ai/ai fuan)</u>	<ul style="list-style-type: none"> <li>➤ Introdus no applika teknik agrikultura rai lolon, hanesan teras banku no kontur kompos, atu uza toos kontinua</li> <li>➤ Applika manur/kompos ba toos atu mantein rai metan</li> <li>➤ Pratika hakiak animal no kuda ai han animal</li> <li>➤ Kuda ai oan foun, ai mahon, kafe, no ai fuan iha area</li> </ul>
Toos Permanente	- <u>Toos Permanente</u> - <u>Toos kahor ho ai fuan/toos agroforestry</u>	<ul style="list-style-type: none"> <li>➤ Introdus no pratika teknik agrikultura rai lolon, hanesan teras banku no kontur kompos, atu uza iha toos kontinua</li> <li>➤ Applika foer animal/kompos ba toos atu mantein rai bokur</li> <li>➤ Pratika hakiak animal no kuda ai han animal</li> <li>➤ Kuda ai foun hanesan ai fuan iha area</li> <li>➤ Halo luhan fahi</li> </ul>
Be Matan	- <u>Proteje be matan</u>	<ul style="list-style-type: none"> <li>➤ Proteje hosi Atividade ne'ebé bele kauza estraga bee</li> <li>➤ Proteje floresta ne'ebé besik bee</li> <li>➤ Kuda ai oan besik be matan</li> </ul>

## ***Apéndise-4.6***

***Liña Jerál hosi Projetu Mikro***





**Apêndise-4.6 Liña Jeral hosi Projetu Mikro**

<b>Programa mikro</b>	<b>Atividade importante</b>
PM Produsaun fini no kuda ai oan	<ul style="list-style-type: none"> <li>a. Organiza grupu benefisariu</li> <li>b. Dezenvolve vivireius komunidadade hanesan plot demonstrasaun</li> <li>c. Produsaun fini hanesan parte hosi treinamentu ba komunidadade</li> <li>d. Kursu treinamentu ba Produsaun fini, hanesan: <ul style="list-style-type: none"> <li>- Dezenvolve viveiros komunidadade (Identifikasaun fatin, medida area, preparasaun rai, lutu , dezenvolve sistema bee, preparasaun fini, etc.)</li> <li>- fini</li> <li>- kolekta rai henek no material seluk hodi halo mudansa ba rai</li> <li>- tau rai ho raihenek no buat seluk ba platic</li> <li>- transfere fini</li> <li>- rega no hamos</li> <li>- konsolida fini</li> </ul> </li> <li>e. Asistensia iha manutensaun loron loron hosi komunidadade nia vivireiros</li> <li>f. Kursu treinamentu ba kuda ai oan <ul style="list-style-type: none"> <li>- Preparasaun rai</li> <li>- Halo no usa format A (Demarkasaun liña kontur)</li> <li>- Tau ai (Determina pontu kuda)</li> <li>- kee kuak no tau fali rai</li> <li>- Kuda</li> <li>- Tratamentu (hamos, no seluk tan.)</li> </ul> </li> <li>g. Distribui fini</li> <li>h. Asistensia tékniku iha kuda no tratamentu fini iha plot individual</li> <li>i. Monitoring ba sira ne'ebé moris</li> </ul>
PM toos uma hun (kuda modo)	<ul style="list-style-type: none"> <li>a. Organiza grupu benefisariu</li> <li>b. Dezenvolve toos modo hanesan plot demonstrasaun</li> <li>c. Kursu treinamentu atu hadia produktividade hosi diversifikasaun aihan iha toos uma hun ou toos besik uma, hanesan introdusaun kuda modo, plantasaun ba aifuan no tekniku permacultura t. <ul style="list-style-type: none"> <li>Opsaun 1: Introdusaun kuda modo <ul style="list-style-type: none"> <li>- Halo kompos</li> <li>- Preparasaun rai ho aplikasaun adubu (baziku)</li> <li>- Dezenvolve viveirus ba modo no aifuan</li> <li>- Ai oan</li> <li>- Transplanta</li> <li>- Halo kuak/estaka</li> <li>- Preparasaun no aplikasaun pupuk cair</li> <li>- Preparasaun no aplikasaun pupuk alam</li> <li>- Manutensaun ba toos (rega no hamos)</li> <li>- Kolheta no koleksaun fini</li> </ul> </li> <li>Opsaun 2: Introdusaun plantasaun ba aifuan <ul style="list-style-type: none"> <li>- Halo kompos</li> <li>- Preparasaun rai ba viveirus kiik</li> <li>- Halo bedeng tabor no kari</li> <li>- Preparasaun rai no poly bags ba aioan hosi aifuan</li> <li>- Transplanta no manutensaun aioan</li> <li>- Halo kuak no aplikasaun kompos</li> <li>- Kuda aioan</li> <li>- Preparasaun no aplikasaun pupuk cair r</li> <li>- Preparasaun no aplikasaun pupuk alam</li> <li>- Manutensaun ai oana ne'ebé kuda</li> </ul> </li> </ul> </li> <li>d. Distribuisaun fini / materials kuda</li> <li>e. Asistensia tekniku iha introdusaun tekniku ba toos uma hun individual nian</li> <li>f. Monitoring ba atividades</li> <li>g. Asistensia iha koordenasajn ho MAP atu hetan suporta hosi governo</li> </ul>
PM Habelar fini bazeia ba komunidadade	<ul style="list-style-type: none"> <li>a. Organiza grupu benefisariu</li> <li>b. Koordena ho MAP atu kolekta fini ne'ebé diak</li> <li>c. Dezenvolve toos foho leten hanesan demonstrasaun plot</li> </ul>

Programa mikro	Atividade importante
	<p>d. Kursu treinamentu ba tékniku toos foho leten, hanesan:</p> <ul style="list-style-type: none"> <li>- halo kompos</li> <li>- halo no usa format A (demarkasaun liña kontur)</li> <li>- Aplikasaun rai ho aplikasaun kontor kompos</li> <li>- Hili fini</li> <li>- fini</li> <li>- Manutensaun toos (rega no hamos)</li> <li>- koileta no kolekta fini</li> </ul> <p>e. Distribui fini ne'ebé diak</p> <p>f. Asistensia tékniku iha produsaun aihan toos foho leten usa fini ne'ebé iha</p> <p>g. monitoring hosi fini ne'ebé distribui ba comunidade sira no produsaun aihan toos foho leten iha plot individual</p>
<p>PM promosaun toos foho leten ne'ebé sustentavel</p>	<p>a. Organiza grupu benefisariu</p> <p>b. Dezenvelope toos foho leten hanesan plot demonstrasaun</p> <p>c. Kursu treinamentu ba teknkik toos foho leten, hanesan:</p> <ul style="list-style-type: none"> <li>- halo kompos</li> <li>- Halo no usa format A (Demarkasaun liña kontur)</li> <li>- Preparasaun rai ho aplikasaun hosi medida konsersasaun rai, halo teras banku ho kompos kontur</li> <li>- Hili fini</li> <li>- Fini</li> <li>- Manutensaun toos (rega no hamos)</li> <li>- Koileta no kolekta fini</li> <li>- Manutensaun hosi medida konsersasaun rai</li> </ul> <p>d. Distribuisaun fini</p> <p>e. Asistensia tékniku iha aplikasaun medida konsersasaun rai iha plot individual</p> <p>f. Monitoring oba aplikasaun hosi medida konsersasaun rai ne'ebé introdus hosi programa mikro</p>
<p>PM rehabilitasaun plantasaun kafe</p>	<p>a. Organiza grupu benefisariu</p> <p>b. hili plantasaun kafe ne'ebé tuan ona/plantasaun kafe ne'ebé la produtivo ona</p> <p>c. Kursu treinamentu ba aumenta produsaun kafe, hanesan:</p> <ul style="list-style-type: none"> <li>- halo kompost</li> <li>- Rejuvenasaun</li> <li>- Treinamentu</li> <li>- tesi</li> <li>- aplikasaun Fertilizer</li> <li>- Koileta</li> </ul> <p>d. Kursu treinamentu ba dezenvelope plantasaun kafe foun, hanesan:</p> <ul style="list-style-type: none"> <li>- Preparasaun rai</li> <li>- Halo no usa formato A (Demarkasaun liña kontur)</li> <li>- Stick (Determinasaun pontu kuda)</li> <li>- kee kuak no tau fali rai</li> <li>- Kuda</li> <li>- Tratamentu (hamos no seluk tan.)</li> </ul> <p>e. Distribui fini</p> <p>f. Assistensia tékniku atu aumenta produsaun kafe no dezenvelope plantasaun foun</p> <p>g. Monitoring aplikasaun hosi tékniku ne'ebé introdus hosi programa mikro</p> <p>h. Monitoring ba fini ne'ebé moris ne'ebé kuda</p>
<p>PM aumenta rendemento /dsenvelope vida moris</p>	<p>a. Organiza grupu benefisariu</p> <p>b. Identifikasaun Atividade potensial vida moris</p> <p>c. Kursu treinamentu ba dezenvelope vida moris</p> <p>d. Distribui material ne'ebé necessario ba Atividade dezenvelope vida moris ne'ebé hili</p> <p>e. Asistensia tékniku iha introdusaun dezenvelope vida moris hosi membro individual</p> <p>f. Monitoring hosi introdusaun deseenvolvimento Atividade vida moris no sira nia impakto ba rendemento uma kain ou vida moris.</p>
<p>PM kontrola kanal erosaun</p>	<p>a. Identifikasaun kanal no potensial area ba kanal erosaun iha suku</p> <p>b. Identifikasaun potensial ne'ebé affeta ba comunidade</p> <p>c. Organiza potensial ne'ebé affeta ba comunidade sira ba grupu servisu</p>

**Apéndise-4.6 Liña Jeral hosi Projetu Mikro**

<b>Programa mikro</b>	<b>Atividade importante</b>
	<ul style="list-style-type: none"><li>c. hili target hosi programa mikro</li><li>d. halo inspesaun ba fatin hamutuk ho grupu servisu, ho Ekipa Projeto JICA, MAP, no NGO</li><li>e. Desenha medida kontrola erosaun ba fatin ne'ebé sai target</li><li>f. Kolekta local material ba medida kontrola erosaun</li><li>g. konstrusaun cek damn usa material lokal</li><li>h. kuda ai horis ou dut iha fatin ne'ebé target</li><li>i. monitoring efetividade hosi kontrola erosaun ho medida ne'ebé introdus</li></ul>



## ***Apéndice-4.7***

***Amostra hosi Eskopu Provisional hosi***

***Projetu Mikro***



**Apéndise-4.7 Amostra Eskop Provizional hosi Projetu Mikro**

No.	Programa Mikro	Atividade	Benefisariu Tarjetu	Entidade ne'ebé mak responsabiliza ba implementasaun	Kontribusaun hosi comunidade	Kontribusaun hosi parseiru sira seluk
1	Promosaun toos foho lolon ne'ebé sustentavel ho programa mikro habelar fini baseia ba comunidade	<ul style="list-style-type: none"> <li>• Hili membru sira inklui membru importante entre comunidade lokal</li> <li>• Halo regulamento ba grupu benefisariu</li> <li>• Halo planu servisu no planu servisu annual hosi Abril 2011 to Marsu 2012</li> <li>• Prepara visita ba membru sira atu hatene diak liu kona-ba programa mikro</li> <li>• Halao kursu treinamentu (ou Atividade eskola agrikultura: EAT) kona-ba tékniku agrikultura foho leten no toos rai lolon</li> <li>• Estabelesee demoplot ba tékniku kona-ba toos foho lolon hanesan parte ida hosi kursu treinamentu</li> <li>• Fornese material (fini no ekipamento balun) ba membru sira ne'ebé mak participa iha treinamentu</li> <li>• Monitor nivel aplikasaun hosi teknik ne'ebé mak introdus hosi kursu treinamentu</li> </ul>	<ul style="list-style-type: none"> <li>• Em principiu, total hosi membru 160 mak hanesan membru grupu benefisariu</li> <li>• Entre membru 160, hirak ne'ebé mak participa iha kursu treinamentu mak bele simu sasan.</li> </ul>	<ul style="list-style-type: none"> <li>• Lider Suku</li> <li>• Komunitade/membru</li> <li>• JICA Project Team</li> <li>• MAF Project Team</li> <li>• NGO</li> </ul>	<ul style="list-style-type: none"> <li>• Labor</li> <li>• Rai ba demoplot</li> <li>• Fatin ba enkontru</li> <li>• Merenda (hahan lokal)</li> <li>• Material lokal seluk ne'ebé mak presija ba treinamentu</li> <li>• Sasan lokal hodi halo toos wainhira halao treinamentu</li> </ul>	<ul style="list-style-type: none"> <li>• Ekipamento toos External</li> <li>• fini</li> <li>• Treinamentu</li> <li>• Assistencia tekniko ba treinamentu</li> <li>• hahan</li> </ul>



**Eskop Provisional/temporariu hosi programa mikro ne'ebé mak sei implementa iha Suku Fadabloco**

No.	Programa Mikro	Atividade	Benefisariu Tarjetu	Entidade ne'ebé mak responsabiliza ba implementasaun	Kontribusaun hosi comunidade sira	Kontribusaun hosi parseiru sira seluk
2	Hasae rendemento/Programa Mikro Desenvolve Vida Moris	<ul style="list-style-type: none"> <li>• Hili membru sira entre comunidade lokal</li> <li>• Halo regulamento ba grupu benefisariu</li> <li>• Halo planu servisu no planu servisu annual hosi Abril 2011 to Marsu 2012</li> <li>• Prepara ekposur visit ba membru sira atu hatene diak liu kona-ba programa mikro</li> <li>• Identifika no determina opsaun desenvolve vida moris ne'ebé introdus hosi programa</li> <li>• Halao kursu treinamentu balun ba tekniku nian kona-ba hili opsaun desenvolve vida moris</li> <li>• Halao kursu treinamentu balun kona-ba jestaun financa hosi grupu benefisariu sira</li> <li>• Fornese ekipamento ba grupu benefisariu sira atu halao Atividade vida moris nian</li> <li>• Monitor operasaun hosi Atividade desenvolve vida moris no status financial hosi grupu benefisariu</li> </ul>	<ul style="list-style-type: none"> <li>• Em prinsípiu, total hosi membru 40 feto mak hanesan grupu benefisariu</li> </ul>	<ul style="list-style-type: none"> <li>• Lider Suku</li> <li>• Komunitade/membru sira</li> <li>• JICA Project Team</li> <li>• MAF Project Team</li> <li>• NGO</li> </ul>	<ul style="list-style-type: none"> <li>• Labor ba enkontru/treinamentu</li> <li>• Merenda (hahan lokal)</li> <li>• Material lokal seluk ne'ebé mak presija ba treinamentu</li> <li>• Sasan lokal ne'ebé presija wainhira iha treinamentu</li> </ul>	<ul style="list-style-type: none"> <li>• Sasan External</li> <li>• Material eksternal ba Atividade desenvolve vida moris</li> <li>• Treinamentu</li> <li>• Assistensia tékniku ba kursu treinamentu hahan</li> </ul>

Iha Fadabloco, iha Novembro 24, 2011

\_\_\_\_\_  
 Serafin dos Santos  
 Xefi de Suku hosi  
 Fadabloco

\_\_\_\_\_  
 Fernando C. Araujo  
 Jester Projetu

\_\_\_\_\_  
 Yoji Mizuguchi  
 Chefe Asesor Ekipa  
 Projeto JICA

## ***Apéndice-5.1***

***Memo hosi Enkontru Monitorizasaun  
Mensál***



## Apêndise-5.1 Memo hosi Enkontru Monitorizasaun Mensal

### 1. Informasaun Jeral kona-ba Enkontru

Data hosi enkontru	
Suku	
No. hosi partisipante	
Horas hahu/taka	
Ema ne'ebé mak hakerek memo	

### 2. Issu fahé hosi Aldeia

#### Aldeia:

Issu importante iha fulan ne'e nia laran	Asaun ne'ebé foti/konkorda hosi komite

#### Aldeia:

Issu importante iha fulan ne'e nia laran	Assaun ne'ebé foti.konkorda hosi komite

#### Aldeia:

Issu Importante iha fulan ne'e	Assaun ne'ebé foti/konkorda hosi komite

#### Aldeia:

Issu importante iha fulan ne'e nia laran	Assaun ne'ebé foti/konkorda hosi komite

### 3. Topiku seluk ne'ebé diskuti

Diskussaun

### 4. Revizaun ne'ebé presija/konsidera iha regulamentu suku

Artigu	Klausa	Pontus ne'ebé konsidera

### 5. Iha komentariu seluk/sujestaun hosi ema ne'ebé halo memo

--

Fin de dokumentu



## ***Apéndise-5.2***

***Esbozu Matadalan kona-ba Selesaun Membru  
To'os Nain sira/Grupu Benefisariu ba Programa  
Mikro Sira***



**Apêndise-5.2 Esbozu Matadalan kona-ba Selesaun Membru To'os Nain sira/Grupu Benefisariu ba Programa Mikro Sira**

<b>Programa Mikro</b>	<b>Kualifikadu ba membru bain bain</b>	<b>Kualifikadu ba Membru Importante sira</b>
PM Promosaun Toos Rai lolon ne'ebé Sustentavel	<p>Uma kain ne'ebé prenxe kriteria hirak tuir mai ne'e bele ba membru grupu benefisariu ba programa mikro.</p> <ul style="list-style-type: none"> <li>- Uma kain ne'ebé hakarak konverte toos muda ba mai ba toos permanente;</li> <li>- Uma kain ne'ebé mak hakarak atu aplika medida konsersaun rai iha sira nia toos rasik;</li> <li>- Uma kain ne'ebé hakarak participa iha kursu treinamentu no enkontru ho voluntariamente;</li> <li>- Uma kain ne'ebé hakarak atu koopera ho ONG atu monitor susesu hosi programa mikro (e.g., numeru membru ne'ebé mak aplika tékniku no aihan to'os foho lolon ne'ebé produs hosi membru sira);</li> <li>- Uma kain ne'ebé mak hakarak atu koordena ho NGO/MAF/JICA iha kursu programa mikro;no</li> <li>- Uma kain ne'ebé hakarak atu fahe ninia esperensia no koñesementu ho uma kain sira seluk.</li> </ul>	<p>Membru importante tenke prenxe kriteria hirak tuir mai ne'e no mos hirak ne'ebé iha membru bain bain.</p> <ul style="list-style-type: none"> <li>- Uma kain ne'ebé bele permite programa atu usa ninia area hanesan demoplot ba grupu;</li> <li>- Uma kain ne'ebé hakarak atu fahe produsaun toos ne'ebé produs iha demoplot ba membru sira iha ninia grupu benefisariu;</li> <li>- Uma kain ne'ebé hakarak atu lidera membru seluk iha grupu kona ba treinamento nomos atividade grupu seluk nian;no</li> <li>- Uma kain ne'ebé hakarak atu ajuda membru sira seluk atu aprende no hetan teknik/abilidade ne'ebé introdus iha demo plot.</li> </ul>
PM Produsaun Fini no Kuda Ai oan	<p>Uma kain ne'ebé mak prenxe kriteria hirak tuir mai ne'e bele sai membru grupu benefisariu ba programa mikro.</p> <ul style="list-style-type: none"> <li>- Uma kain ne'ebé iha area usa ba kuda ai oan no konverte ba plantasaun;</li> <li>- Uma kain ne'ebé mak hakarak atu aprendeabilidade no teknik kona ba produsaun fini no kuda ai oan</li> <li>- Uma kain ne'ebé hakarak participa iha kursu treinamentu balun no enkontru sem selu;</li> <li>- Uma kain ne'ebé mak hakarak atu servisu iha vivireiros komunidae no demoplot ho voluntariamente;</li> <li>- Uma kain ne'ebé hakarak atu koopera ho NGO iha monitoring ba susesu hosi programa mikro (e.g., numeru fini ne'ebé distribui ba membru ida idak, ratio fini ne'ebékuda, no rata2 hosi fini ne'ebé moris);</li> <li>- Uma kain ne'ebé mak hakarak atu koordena ho NGO/MAF/JICA iha kursu programa mikro</li> <li>- Uma kain ne'ebé hakarak atu fahe esperensia no koñesementu ho uma kain sira seluk</li> </ul>	<p>Membru importante tenke prenxe kriteria hanesan tuir mai no mos hirak ne'ebé iha ba membru bain bain.</p> <ul style="list-style-type: none"> <li>- Uma kain ne'ebé bele permite programa ne'e usa ninia area ba viveros komunidade no demo plot ba estabelecimento plantasaun;</li> <li>- Uma kain ne'ebé servisu voluntariamente ba manutensaun no jestaun viveiros komunidade no demoplot hosi grupu;</li> <li>- Uma kain ne'ebé hakarak atu lidera membru seluk hosi grupu iha treinamentu no mos atividade grupu seluk; no</li> <li>- Uma kain ne'ebé hakarak atu ajuda membru seluk atu aprende no hetan teknik/abilidade ne'ebé itrodus iha treinamentu.</li> </ul>
PM Promosaun To'os Foho Lolon Sustentavel ho Ekstensaun Fini Bazeia ba Komunidade	<p>Uma kain ne'ebé prenxe kriteria hanesan tuir mai ne'e bele sai membru grupu benefisariu ba programa mikro.</p> <ul style="list-style-type: none"> <li>- Uma kain ne'ebé hakarak konverte area toos muda ba mai ba toos permanente;</li> <li>- Uma kain ne'ebé hakarak atu aplika medida konsersaun rai iha sira nia</li> </ul>	<p>Membru importante sira tenke prenxe kriteria hirak tuir mai ne'e no hirak ne'ebé iha membru bain bain nian.</p> <ul style="list-style-type: none"> <li>- Uma kain ne'ebé permite programa atu usa ninia area hanesan demo plot ba grupu;</li> <li>- Uma kain ne'ebé hakarak atu</li> </ul>



**Apêndise-5.2 Esbozu Matadalan kona-ba Selesaun Membru To'os  
Nain sira/Grupu Benefisariu ba Programa Mikro Sira**

	<p>toos rasik;</p> <ul style="list-style-type: none"> <li>- Uma kain ne'ebé hakarak atu participa iha kursu treinamentu balun no tuir enkontru voluntariamente;</li> <li>- Uma kain ne'ebé hakarak servisu atu multiplika fini ba comunidade sira seluk iha suco;</li> <li>- Uma kain ne'ebé hakarak koopera ho NGO atu monitor sussesso hosi programa mikro (e.g., numeru hosi membru ne'ebé applika tenkik no the yields of upland crops produced by the members);</li> <li>- Uma kain ne'ebé hakarak atu koordena ho NGO /MAF/JICA liu hosi kursu programa mikro; no</li> <li>- Uma kain ne'ebé hakarak atu fahe esperensia no koñesementu ho uma kain sira seluk.</li> </ul>	<p>fahe produtu toos ne'ebé produs iha demo plot ho membru grupu no mos comunidade sira seluk iha suco;</p> <ul style="list-style-type: none"> <li>- Uma kain ne'ebé hakarak atu lidera membru seluk hosi grupu kona ba kursu treinamentu no mos atividade grupu seluk; no</li> <li>- Uma kain ne'ebé hakarak atu ajuda membru seluk aprende teknik/abilidade ne'ebé introdus iha demoplot.</li> </ul>
<p>PM Hasae rendimentu/Desenvolvimentu Vida Moris</p>	<p>Feto ne'ebé mak prenxe kriteria tuir mai ne'e bele sai membru grupu benefisariu ba programa mikro.</p> <ul style="list-style-type: none"> <li>- Feto ne'ebé iha interese makas iha atividade hasae rendemento;</li> <li>- Feto ne'ebé mak hakarak atu aprende abilidade no teknik kona ba atividade hasae rendemento;</li> <li>- Feto ne'ebé mak hakarak atu participa iha kursu treinamentu balun no enkontru voluntariamente;</li> <li>- Feto ne'ebé mak hakarak involve iha atividade hasae rendemento sem selu;</li> <li>- feto ne'ebé mak hakarak servisu hamutuk membru seluk iha grupu laran;</li> <li>- Feto ne'ebé mak hakarak usa no maneija lukru hosi atividade hasae rendemento ba membru grupu sira ou grupu ne'e rasik;</li> <li>- Feto ne'ebé hakarak koopera ho NGO atu monitor susesu hosi programa mikro (komoditi ne'ebé produs, hasae rendemento hosi atividade, gastus ne'ebé usa hosi grupu, no fahe entre comunidade sira);</li> <li>- Feto ne'ebé mak hakarak atu koordena ho NGO/MAF/JICA iha kursu programa mikro</li> <li>- Feto ne'ebé hakarak atu fahe ninia esperensia no koñesementu ho feto sira seluk</li> </ul>	<p>Membru importante sira tenke prenxe kriteria hirak tuir mai ne'e no hirak ne'ebé iha membru bain bain nian.</p> <ul style="list-style-type: none"> <li>- Feto ne'ebé bele permiti Programa atu usa ninia uma fatin ruma hodi halo atividade hasae rendemento;</li> <li>- Feto ne'ebé voluntariamente mantein no maneija ekipamento no material ba atividade hasae rendemento;</li> <li>- Feto ne'ebé mak hakarak atu lidera membru grupu seluk iha kursu treinamentu, enkontru, no atividade grupu seluk nian; no</li> <li>- feto ne'ebé hakarak atu ajuda membru seluk atu aprende no hetan teknik/abilidade ne'ebé introdus hosi programa; no</li> <li>- feto ne'ebé bele fahe responsabilidade ho lider grupu kona ba transparan no jestaun financa hosi grupu.</li> </ul>

## ***Apéndice-5.3***

***Funsaun Padraun no Responsabilidade hosi***

***Membru sira hosi Grupu Benefisiáriu***



**Apéndise- 5.3 Funsau Padraun no Responsabilidade hosi Membru sira hosi Grupu Benefisariu**

<b>Tipu hosi Membru</b>	<b>Funsau no Responsabilidade</b>
Lider Grupu	<ul style="list-style-type: none"> <li>- Responsabilidade ba atividade hotu hosi grupu</li> <li>- Halao no lidera enkontru grupu</li> <li>- halo planu servisu hamutuk ho membru sira seluk</li> <li>- Rezolve problema balun no issu hosi grupu ou entre membru sira ho assistensia hosi ONG, MAF no Ekipa Projetu JICA</li> <li>- Fasilita partisipasaun membru iha kursu treinamentu, enkontru, no atividade seluk grupu nian</li> <li>- Mantein lista membru sira hosi grupu ne'ebé updated</li> <li>- mantein informa nafatin atividade projetu, especialmente orariu hosi atividade projetu</li> <li>- Responsabilidade ba distribuzaun ne'ebé diak no justu hosi ekipamentu no material, ne'ebé sei fornese hosi programa mikro, ba membru sira ho registrasaun hosi ekipamentu no material ho membru sira nia naran</li> <li>- asegura katak ekipamentu no material ne'ebé distribui ba membru sira sei mantein ho diak no uza ba hosi membru sira</li> <li>- Assegura katak produktu toos ne'ebé produs iha demo plot sei fahe entre membru sira</li> <li>- fo korajen ba membru sira atu aplika no replika téknika kona-ba agrikultura rai lolon/medida konsersasaun rai iha sira nia toos rasik</li> <li>- Monitor periodikamente atividade no progresu hosi programa mikro hamutuk ho ONG, MAP/DNF no/ou Ekipa Projetu JICA</li> <li>- Koordena ho ONG, MAP/DNF no Ekipa Projetu JICA iha kursu programa mikro</li> <li>- Koordena ho lider suku (e.g., Xefi de Suku &amp; Xefi de Aldeia)</li> </ul>
Membru Importante	<ul style="list-style-type: none"> <li>- Attende kursu treinamentu, enkontru no atividade programa seluk</li> <li>- offerese rai ba demo plot hosi grupu</li> <li>- Ajuda lider grupu atu fasilita partisipasaun membru sira, enkorajen sira atu hetan tékniku no abilidade hosi programa mikro</li> <li>- Dezenvolve no mantein demo plot hamutuk ho membru grupu seluk</li> <li>- Fahe produktu toos ne'ebé produs iha demo plot ho membru seluk iha grupu</li> <li>- Ajuda membru seluk aplika no replika téknika kona-ba agrikultura rai lolon iha sira toos rasik</li> <li>- Assisti lider grupu rejista ekipamentu no material ne'ebé distribui ba membru sira</li> <li>- Ajuda lider grupu monitor atividade no progresu hosi programa mikro</li> <li>- Coordena ho ONG, MAP/DNF no Ekipa Projetu JICA iha kursu programa mikro no permite sira atu tama ba demo plot hodi monitoring</li> </ul>
Membru partisipante seluk sira	<ul style="list-style-type: none"> <li>- Atende kursu treinamentu, enkontru, no atividade programa seluk</li> <li>- Servisu hamutuk ho membru importante no mós membru sira seluk atu dezenvolve no maneja demo plot grupu nian</li> <li>- ajuda no korajen ida idak atu attende atividade programa (i.e., kursu treinamentu, enkontru, no seluk) no atu aplika/replika téknika kona-ba agrikultura rai lolon/medida konsersasaun rai iha sira nia toos rasik</li> <li>- Mantein ho diak no uza ekipamentu no material ne'ebé fornese hosi programa mikro ba aplikasaun hosi tékniku</li> <li>- Fornese informasaun nesésáriu ba monitoring ba lider grupu, ONG, MAF, no Ekipa Projetu JICA</li> <li>- Maneja toos rasik ho aplikasaun hosi téknika ne'ebé introdus iha demo plot</li> <li>- Koordena ho lider grupu, membru importante, ONG, MAP/DNF no Ekipa Projetu JICA iha kursu programa mikro no permite sira atu tama iha sira toos rasik ba monitoring</li> </ul>

**b. Promosaun Toos Rai Lolon ne'ebé Sustentavel ho Programa Mikro Habelar fini Bazeia ba Komunitade**

<b>Tipu hosi membru sira</b>	<b>Funsau no Responsabilidade</b>
Lider Grupu	<ul style="list-style-type: none"> <li>- Responsabilija ba atividade hotu grupu nian</li> <li>- Halao no lidera enkontru ho grupu</li> <li>- Halo planu servisu hamutuk ho membru sira seluk</li> <li>- Rezolve problema balun no issu hosi grupu ou entre membru sira ho assistensia hosi ONG, MAP no Ekipa Projetu JICA</li> <li>- Fasilita partisipasaun iha treinamentu, enkontru no atividade grupu seluk nian</li> <li>- Mantein lista hosi membru grupu ne'ebé updated</li> <li>- Mantein informa nafatin ba membru sira hosi aktvidade projetu, espesialmente orariu atividade projetu</li> <li>- Responsabilija ba distribuisaun sasan ho diak no justu, material no fini, ne'ebé sei fornese hosi programa mikro, ba membru sira ho registrasaun hosi sasan no material sira ho naran membru sira nian</li> <li>- Asegura katak sasan, material no fini distribui ba membru sira sei mantein ho diak no hosi membru sira</li> <li>- Asegura katak produktu toos no fini ne'ebé produs iha demo plot sei fahe entre membru sira</li> <li>- Fó korajen ba membru sira atu aplika no replika tékniku kona-ba agrikultura rai lolon iha sira nia toos rasik</li> <li>- Monitor periodikamente ba atividade no progresu hosi programa mikro ho ONG, MAP/DNF no/ou Ekipa Projetu JICA</li> <li>- Koordena ho ONG, MAP/DNF no Ekipa projetu JICA iha kursu programa mikro</li> <li>- Koordena ho lider suku (ezemplu., Xefi de Suku &amp; Xefi de Aldeia)</li> </ul>
Membru Importante	<ul style="list-style-type: none"> <li>- Attende kursu treinamentu, enkontru no atividade programa seluk</li> <li>- Oferese rai ba demo plot hosi grupu</li> <li>- Ajuda lider grupu fasilita partisipasaun membru no fó korajen ba sira atu hatene Tékniku no abilidade hosi programa mikro</li> <li>- Dezenvolve no mantein demo plot hamutuk ho membru seluk hosi grupu</li> <li>- Fahe produktu toos no fini ne'ebé produs iha demo plot ho membru seluk hosi grupu</li> <li>- Ajuda membru seluk aplika no replika tékniku kona-ba agrikultura rai lolon iha sira nia toos rasik</li> <li>- Ajuda lider grupu rejista sasan no material distribui ba membru sira</li> <li>- Ajuda lider grupu monitor atividade no progresu hosi programa mikro</li> <li>- Koordena ho ONG, MAP/DNF no Ekipa Projetu JICA iha kursu hosi programa mikro no permite sira atu tama iha demo plot ba monitoring</li> </ul>
Membru seluk ne'ebé participa	<ul style="list-style-type: none"> <li>- Attende kursu treinamentu, enkontru, no atividade programa seluk</li> <li>- Servisu hamutuk ho membru importante sira no mos membru sira seluk atu dezenvolve no maneja demo plot hosi grupu</li> <li>- Ajuda no fó korajen ba ida idak atu atende atividade programa (ezemplu., kursu treinamentu, enkontru, no seluk) no atu aplika/replika tékniku kona-ba agrikultura rai lolon/medida konsersasaun rau iha sira nia toos rasik</li> <li>- Mantein ho diak no uza ekipamentu no material fornese hosi programa mikro ba aplikasaun hosi tékniku</li> <li>- Fornese informasaun ne'ebé nesésáriu hodi halo monitorizasaun ba lider grupu, ONG, MAF, no Ekipa Projetu JICA</li> <li>- Maneja sira nia toos rasik ho aplikasaun tékniku ne'ebé introdus iha demo plot no fini ne'ebé fornese hosi programa mikro</li> <li>- Koordena ho lider grupu, membru importante, ONG, MAP/DNF no Ekipa Projetu JICA iha kursu hosi programa mikro no permite sira tama iha sira toos rasik ba monitoring</li> </ul>

**c. Produsaun Fini no Programa Promosaun Kuda Ai**

Tipu hosi membru sira	Funsauñ no Responsabilidade
Lider grupu	<ul style="list-style-type: none"> <li>- Responsabiliya ba atividade hotu grupu nian</li> <li>- Halao no lidera enkontru ho grupu</li> <li>- Halo planu servisu hamutuk ho membru sira seluk</li> <li>- rezolve problema balun no issu hosi grupu ou entre membru sira ho asistensia hosi ONG, MAP no Ekipa Projetu JICA</li> <li>- Fasilita partisipasaun membru sira iha kursu treinamentu, no atividade grupu seluk</li> <li>- Mantein lista hosi membru grupu ne'ebé updated</li> <li>- Informa nafatin membru sira kona-ba atividade projetu, espesialmente orariu hosi atividade projetu</li> <li>- Fó korajen ba membru sira atu partisipa iha estabese viveiru komunidadade (inklui dezenvolve sistema bee) no produs fini iha viveiru voluntariamente</li> <li>- Responsabiliya ba distribuisaun sasan, material no fini ne'ebé sei fornese hosi programa mikro, ba membru sira ho rejista sasan, material no fini ho membru sira nia naran</li> <li>- Asegura katak sasan no material sira ne'ebé distribui ba membru sira sei mantein ho diak no uza hosi membru sira</li> <li>- asegura katak fini ne'ebé distribui ba membru sira sei kuda iha sira nia plot rasik</li> <li>- Fó korajen ba membru sira atu aplika no replika tékniku kona-ba agrikultura rai lolon iha sira nia toos rasik</li> <li>- Monitor periodikamente ba atividade no progresu hosi programa mikro ho ONG, MAP/DNF no/ou Ekipa Projetu JICA</li> <li>- Koordena ho ONG, MAP/DNF no Ekipa projetu JICA iha kursu programa mikro</li> <li>- Koordena ho lider suku (e.g., Xefi de Suku &amp; Xefi de Aldeia)</li> </ul>
Membru Importante	<ul style="list-style-type: none"> <li>- Attende kursu treinamentu, enkontru no atividade programa seluk</li> <li>- Oferese rai ba demo plot hosi grupu</li> <li>- Ajuda lider grupu fasilita partisipasaun membru no fó korajen ba sira atu hatene tékniku no abilidade hosi programa mikro</li> <li>- Dezenvolve no mantein demo plot hamutuk ho membru seluk hosi grupu</li> <li>- Ativamente partisipa iha estabesementu viveiru komunidadade, produsaun fini iha viveiru, no manutensaun fini iha demo plot</li> <li>- Lidera membru seluk iha grupu servisu</li> <li>- Fahe produ tu toos no fini ne'ebé produs iha demo plot ho membru seluk hosi grupu</li> <li>- Ajuda membru seluk aplika no replika tékniku kona-ba agrikultura rai lolon iha sira nia toos rasik</li> <li>- Ajuda lider grupu rejista sasan no material distribui ba membru sira</li> <li>- Ajuda lider grupu monitor atividade no progresu hosi programa mikro</li> <li>- Koordena ho ONG, MAP/DNF no Ekipa Projetu JICA iha kursu hosi programa mikro no permite sira atu tama iha demo plot ba monitoring</li> </ul>
Membru seluk ne'ebé partisipa	<ul style="list-style-type: none"> <li>- Atende kursu treinamentu, enkontru, no atividade programa seluk</li> <li>- Servisu hamutuk ho membru importante sira no mos membru sira seluk atu dezenvolve no maneja demo plot hosi grupu</li> <li>- Continua servisu iha viveiru komunidadade atu produs fini</li> <li>- Ajuda no fo korajen ba ida idak atu attende atividade programa (i.e., kursu treinamentu, enkontru, no seluk) no atu aplika/replika tékniku kona-ba agrikultura rai lolon/medida konservasaun rau iha sira nia toos rasik</li> <li>- Kuda fini ne'ebé fornese hosi programa mikro iha sira nia toos rasik</li> <li>- Fornese informasaun ne'ebé nesésáriu ba monitoring ba lider grupu, ONG, MAF, no Ekipa Projetu JICA</li> <li>- Maneja no mantein fini ne'ebé kuda iha sira nia toos rasik</li> <li>- Koordena ho lider grupu, membru importante, ONG, MAP/DNF no Ekipa Projetu JICA iha kursu hosi programa mikro no permite sira tama iha sira toos rasik ba monitoring</li> </ul>

**d. Programa Mikro Hasae Rendementu / Dezenvolvimentu Vida Moris**

Tipu hosi membru sira	Funsau no responsabilidade
Lider grupu	<ul style="list-style-type: none"> <li>- Responsabilija ba atividade hotu grupu nian</li> <li>- Halao no lidera enkontru ho grupu</li> <li>- Halo planu servisu hamutuk ho membru sira seluk</li> <li>- rezolve problema balun no issu hosi grupu ou entre membru sira ho assistensia hosi ONG, MAF no Ekipa Projetu JICA</li> <li>- Fasilita partisipasaun membru sira iha kursu treinamentu, no atividade grupu seluk</li> <li>- Mantein lista hosi membru grupu ne'ebé updated</li> <li>- Informa nafatin membru sira kona-ba atividade projetu, espesialmente orariu hosi atividade projetu</li> <li>- Asegura katak sasan no material ne'ebé distribui ba membru sira sei mantein ho diak no uza hosi membru sira</li> <li>- Assegura katak lukru ne'ebé hetan hosi programa mikro sei uza ho diak tuir dalan transparan</li> <li>- Responsabilija ba finansa no jestaun asset hosi grupu</li> <li>- Fo korajen ba membru sira atu halao negosiu kiik uza tékniku no abilidade ne'ebé introdus hosi programa</li> <li>- Monitor periodikamente ba atividade no progresu hosi programa mikro ho ONG, MAP/DNF no/ou Ekipa Projetu JICA</li> <li>- Koordena ho ONG, MAP/DNF no Ekipa projetu JICA iha kursu programa mikro</li> <li>- Koordena ho lider suku (ezemplu., Xefi de Suku &amp; Xefi de Aldeia)</li> </ul>
Membru importante	<ul style="list-style-type: none"> <li>- Atende kursu treinamentu, enkontru no atividade programa seluk</li> <li>- Oferece rai ba demo plot hosi grupu</li> <li>- Ajuda lider grupu fasilita partisipasaun membru no fo korajen ba sira atu hatene tékniku no abilidade hosi programa mikro</li> <li>- Lidera membru sira atu halao atividade ne'ebé hetan rendimento (ou halao negocio kiik)</li> <li>- Ajuda lider grupu monitor atividade no progresu hosi programa mikro</li> <li>- Koordena ho ONG, MAP/DNF no Ekipa Projetu JICA iha kursu hosi programa mikro no permite sira atu tama iha demo plot ba monitoring</li> </ul>
Tezoreiru	<ul style="list-style-type: none"> <li>- Atende kursu treinamentu, enkontru no aktiividade programa seluk</li> <li>- Attende kursu kona-ba jestaun finansa (book keeping, jestaun fundu, etc.)</li> <li>- Mantein livru konta no maneja osan hosi grupu nian ba supervizaun hosi lider grupu</li> <li>- Relata status finansa hosi grupu ba lider grupu</li> <li>- Ajuda lider grupu rejista sasan no material ne'ebé fornese ba grupu</li> <li>- Ajuda lider grupu monitor status finansa hosi atividade grupu</li> <li>- Ajuda lider grupu relata status finansa hosi grupu ba membru seluk iha enkontru plenario</li> <li>- Koordena ho ONG, MAP/DNF no Ekipa Projetu JICA iha kursu hosi programa mikro no permite sira atu cek livru konta no mos osan ne'ebé iha</li> </ul>
Membru partisipante seluk sira	<ul style="list-style-type: none"> <li>- Atende kursu treinamentu, enkontru, no atividade programa seluk</li> <li>- Servisu hamutuk ho membru importante sira no mós membru sira seluk atu dezenvolve no maneja negosiu kiik uza tékniku no abilidade ne'ebé introdus hosi progama mikro</li> <li>- Kontinua servisu iha viviru comunidade atu produs fini</li> <li>- Ajuda no fo korajen ba ida idak atu attende atividade programa (i.e., kursu treinamentu, enkontru, no seluk) no atu maneja negosiu kiik</li> <li>- Mantein ho diak no uza sasan no material ne'ebé fornese hosi programa mikro</li> <li>- Fornese Informasaun nesesáriu ba monitoring ba lider grupu, ONG, MAP, no Ekipa Projetu JICA</li> <li>- Maneja no mantein fini ne'ebé kuda iha sira nia toos rasik</li> <li>- Diskuti no decide oinsa atu uza rendimento tuir dalan partisipatorio</li> <li>- Koordena no diskuti ho ONG, MAP/NDF no Ekipa Projetu JICA iha kursu programa mikro ba jestaun ne'ebé diak hosi programa mikro no mós rendementu ne'ebé hetan hosi atividade</li> <li>- Fahe esperensia ho comunidade sira seluk (feto) iha suku</li> </ul>

## ***Apéndise-5.4***

***Esbozu Vizaun no Misaun hosi To'os Nain/Grupu  
Benefisariu sira ba Programa Mikro***





Apêndise-5.4 Esbozo Vizaun no Misaun hosi To'os Nain/Grupu Benefisariu sira ba Programa Mikro

Programa Mikro	Vizaun	Misaun
PM To'os Foho Lolon ne'ebé sustentavel	<ul style="list-style-type: none"> <li>- suku bele atinji objetivu hosi planu futuru uza rai liu hosi implementasaun hosi programa mikro.</li> <li>- Membru sira hotu hosi grupu sei aprende no hetan tékniku no abilidade kona-ba agrikultura rai lolon/medida konsersasaun rai;</li> <li>- Membru hotu hosi grupu sei konverte area hosi toos muda ba mai ba toos permanente ho aplikasaun tékniku;</li> <li>- Membru hotu hosi grupu bale aumenta no mantein rai bokur iha sira nia toos permanente;</li> <li>- Membru sira hosi grupu bele sai modelu ba comunidade sira sleuk iha suku atu introdus tékniku kona-ba agrikultura rai lolon/medida konsersasaun rai; no</li> <li>- comunidade sira seluk iha suku atu aplika tékniku iha sira nia toos rasik/plot ho assistensia hosi grupu benefisariu sira.</li> </ul>	<p>Missaun hosi grupu benefisariu hosi programa mikro mak:</p> <ul style="list-style-type: none"> <li>- atu asegura partisipasaun hosi membru grupu benefisariu sira iha kursu treinamentu, enkontru no atividade seluk grupu nian;</li> <li>- asegura katak programa mikro bele benefisia membru barak hosi grupu;</li> <li>- atu asegura katak membru hosi grupu benefisariu sei ajuda malu iha kursu programa mikro nian, espesialmente aplikasaun teknnik kona-ba agrikultura rai lolon iha sira nia toos rasik;</li> <li>- atu aumenta konsensia importansia hosi tékniku kona-ba agrikultura rai lolon entre membru sira hosi grupu no mós comunidade seluk iha suku;</li> <li>- atu fahe efetividade hosi programa mikro ba lider suku no mós membru seluk hosi comunidade; no</li> <li>- atu koordena, kolabora, no koopera ho ONG, MAP no ekipa Projetu JICA iha kursu Programa mikro.</li> </ul>
PM habelar fini bazeia ba comunidade	<ul style="list-style-type: none"> <li>- Suku bele atinji objetivu hosi planu futuru uza rai liu hosi implemenetasaun programa mikro programa nee.</li> <li>- Membru hotu hosi grupu sei aprende no hetan tékniku kona-ba toos rai lolon no multiplikasaun fini;</li> <li>- membru sira hotu grupu bele aumenta produsaun ai han toos rai lolon no seguru volume fini suficiente ba tempo tuir mai;</li> <li>- comunidade seluk iha suku bele simu qualidade fini produs iha demo plot; no</li> <li>- membru sira hotu hosi grupu bele sai modelu ba comunidade sira seluk iha suku atu produs ai han iha rai lolon.</li> </ul>	<p>Missaun hosi grupu benefisariu sira hosi programa mikro mak:</p> <ul style="list-style-type: none"> <li>- atu asegura partisipasaun hosi membru grupu benefisariu sira iha kursu treinamentu, enkontru no atividade seluk grupu nian;</li> <li>- atu asegura katak programa mikro bele benefisia membru barak hosi grupu nian;</li> <li>- atu asegura katak membru sira hosi grupu benefisariu sei ajuda malu iha kursu programa mikro;</li> <li>- atu fahe efetividade hosi programa mikro ba lider suku no mos membru seluk hosi comunidade; no</li> <li>- atu koordena, kolabora, no koopera ho ONG, MAP no ekipa Projetu JICA iha kursu programa mikro.</li> </ul>
PM Promosaun Fini no Kuda Ai	<ul style="list-style-type: none"> <li>- Suku bele atinji objetivu hosi planu uza rai futuru liu hosi implementasaun programa mikro nee.</li> <li>- Membru sira hotu hosi grupu sei aprende no hetan tékniku no abilidade kona-ba produsaun fini no kuda ai.</li> <li>- Membru sira hotu sei kuda fili iha sira nia toos rasik/plot.</li> <li>- Membru sira hotu hosi grupu sei konverte area ba toos kuda ba mai ba plantasaun ai, plantasaun kafe, ou toos agrofloresta agroforest uza fini ne'ebé mak produs hosi programa</li> </ul>	<p>Missaun hosi grupu benefisariu hosi programa mikro mak:</p> <ul style="list-style-type: none"> <li>- atu asegura partisipasaun hosi member grupu benefisariu iha kursu treinamentu, enkontru no atividade sleuk grupu nian;</li> <li>- atu asegura katak programa mikro bele benefisia ba membru grupu sira;</li> <li>- atu asegura katak membru hosi grupu benefisariu sei ajuda malu iha kursu programa mikro, espesialmente iha operasaun vivieiros no kuda fini iha sira nia toos rasik /plots;</li> <li>- Atu aumenta konsensia hosi importansia kuda ai (ai/ai mahon/ai fuan) in termus de protesaun ambiente no mos aspeito</li> </ul>

**Apêndise-5.4 Esbozu Vizaun no Misaun hosi To'os Nain/Grupu Benefisariu sira ba Programa Mikro Sira**

Programa Mikro	Vizaun	Misaun
	<p>mikro.</p> <ul style="list-style-type: none"> <li>- Membru sira hotu hosi grupu sei kontinua produs fini iha koordinasaun ho MAP iha period post projetu.</li> <li>- Membru sira hotu hosi grupu bele sai modelu ba comunidade sira seluk suku atu produs fini no estabelece plantasaun ai/kafe/agroflorestal</li> </ul>	<p>desenvolve socio ekonomiko;</p> <ul style="list-style-type: none"> <li>- atu fahe efetividade hosi programa mikro ba lider suku no mos membru sira seluk hosi comunidade; no</li> <li>- atu koordena, kolabora, no koopera ho ONG, MAP no Ekipa Projetu JICA iha kursu programa mikro.</li> </ul>
<p>PM Hasa'e Rendimentu/Deze nvolvimentu Vida Moris</p>	<ul style="list-style-type: none"> <li>- suku bele desenvolve opsaun balun hasa'e rendimentu katak uma kain local bele tuir atu aumenta rendimentu uma kain.</li> <li>- Membru sira hotu hosi grupu no mós comunidade sira seluk iha suku sei rekoñese valor hosi rekursu naturál sira ne'ebé iha sira nia fatin no aumenta sira nia atividade moris lora lora ba jestaun no uza ne'ebé sustentavel hosi rekursu ne'ebé iha folin.</li> <li>- membru sira hotu hosi grupu sei aprende no hatene tékniku no abilidade kona-ba atividade hetan rendimentu.</li> <li>- Grupu benefisariu sir abele hetan rendimentu hosi atividade hasa'e rendimentu.</li> <li>- Grupu benefisariu sira bele maneija no uza rendimentu hosi atividade aumenta rendimentu tuir dalan ne'ebé diak no sustentavel.</li> <li>- membru sira hotu hosi grupu bele sai modelu ba comunidade sira seluk iha suku atu introdus atividade hasa'e rendimentu ne'ebé hanesan.</li> </ul>	<p>Missaun hosi grupu fetu hosi programa mikro nee mak:</p> <ul style="list-style-type: none"> <li>- atu asegura partisipasaun hosi membru grupu fetu iha kursu treinamentu, enkontru no atividade seluk grupu nian;</li> <li>- atu asegura katak hetan rendimentu hosi atividade hasa'e rendimentu bele maneija iha dalan ne'ebé diak no transparan;</li> <li>- atu asegura katak membru grupu fetu bele benefisia hosi atividade hasa'e rendimentu;</li> <li>- atu asegura katak membru sira hosi grupu benefisariu sira sei ajuda malu iha operasaun atividade hasa'e rendimentu;</li> <li>- atu aumenta konsensia hosi importansia jestaun ne'ebé sustentavel hosi rekursu naturál sira ne'ebé iha valor no diak ba atividade hasa'e rendimentu;</li> <li>- atu fahe efetividade hosi programa mikro ba lider suku no mos membru sira seluk hosi comunidade; no</li> <li>- atu koordena, kolabora, koopera ho ONG, MAP no Ekipa Projetu JICA iha kursu programa mikro.</li> </ul>

## ***Apéndice-5.5***

***Atividade Importante hosi Potensial***

***Agrikultura no Servisu Ekstensaun***

***Floresta/Programa Mikro***



**Apêndise-5.5 Atividade Importante hosi Potensial Agrikultura no Servisu Ekstensaun Floresta/Programa Mikro**

Programa Mikro	Atividade Importante	Tempo ne'ebé Propoin
PM Produsaun ai-oan no Kuda Ai	a. Hili fatin ba viveiru comunidade hanesan demo plot b. hola ai musan no material seluk ba produsaun ai-oan c. Treinamentu kona-ba tékniku operasaun viveiru <ul style="list-style-type: none"> <li>- Estabelese viveiru (preparasaun rai, dezenvolve sistema bee, lutu)</li> <li>- Prepara kantedeiru</li> <li>- Kari fini</li> <li>- Koleksaun rai henek, rai metan, kompos, no amendementu seluk (hanesan akudesan ou hare kulit)</li> <li>- Kahur rai henek, rai, no amendementu rai</li> <li>- Enxe rai ne'ebé kahur ba poly bag</li> <li>- Transplanta ai-oan ba poly bag</li> <li>- rega no hamos</li> </ul> d. Kursu treinamentu kona-ba tékniku kuda ai <ul style="list-style-type: none"> <li>- Halo kompos inklui manutensaun kompost</li> <li>- Halo no uza formatu A (Delineasaun liña kontur)</li> <li>- tidin estaka (Determina pontu kuda)</li> <li>- Kee rai kuak no tau fali rai</li> <li>- Kuda</li> <li>- tau mulsa</li> </ul> e. Distribusaun ai-oan f. Avaliasaun no planu workshop	Marsu (tinan premeiru) Marsu ~ Jullu (tinan premeiru)  Marsu (tinan premeiru) Marsu (tinan premeiru) Marsu ~ Jullu (tinan premeiru) Abril (tinan premeiru) Abril (tinan premeiru) Abril (tinan premeiru) Abril ~ Augusto (tinan premeiru) Maio ~ Novembru (tinan premeiru)  Juñu ~ Setembru (tinan premeiru) Setembru (tinan premeiru) Setembru (tinan premeiru) Outobru (tinan premeiru) Novembru (tinan premeiru) Dezembru (tinan premeiru) ~ Marsu (no tinan segundu) Novembru (tinan premeiru) Feveiru (tinan segundu)
Toos Uma hun/Programa mikro produsaun Modo	a. Identifikasaun no hili toos uza ba demo plot b. Treinamentu kona-ba tékniku produs modo <ul style="list-style-type: none"> <li>- Halo kompos inklui manutensaun kompos</li> <li>- Preparasaun rai</li> <li>- Dezenvolve viveiru</li> <li>- Transplanta ai-oan</li> <li>- Halo mahon</li> <li>- Aplikasaun kompos</li> <li>- Kuda ai-oan</li> <li>- Prepara adubu en no pestisida naturál</li> <li>- Aplikasaun adubu ben no pestisida naturál</li> <li>- Koileta no hili fini</li> </ul> d. Distribusaun fini e. Avaliasaun no planu workshop	Marsu (tinan premeiru)  Marsu ~ Juñu (tinan premeiru) Abril (tinan premeiru) Abril/Maio (tinan premeiru) Maio (tinan premeiru) Maio (tinan premeiru) Juñu (tinan premeiru) Maio (tinan premeiru) Maio (tinan premeiru) Juñu ~ Setembru (tinan premeiru) Juñu ~ Outobru (tinan premeiru) Maio (tinan premeiru) Janeiru (tinan segundu)

**Apéndice-5.5 Atividade Importante hosi Potensial Agrikultura no Servisu Ekstensaun Floresta/Programa Mikro**

<b>Programa Mikro</b>	<b>Aktividade Importante</b>	<b>Tempo ne'ebé Propoin</b>
Programa Mikro Promosaun toos foho lolon ho Habelar fini bazeia ba comunidade	<p>a. Identifikasaun no hili toos ne'ebé iha ona ne'ebé uza hanesan demo plot</p> <p>b. Treinamentu kona-ba tékniku toos foho lolon</p> <ul style="list-style-type: none"> <li>- Halo kompos inklui manutensaun kompos</li> <li>- Halo no uza formatu A (Deliñasaun liña kontur)</li> <li>- Aplikasaun medida konsersasaun rai, ho naran kontur teras/teras banku</li> <li>- Fila no apliksaun kompos</li> <li>- Hili no kari fini</li> <li>- Prepara no aplikasaun adubu ben</li> <li>- Manutensaun toos ho aplikasaun adubu ben</li> <li>- Kuda ai legum</li> <li>- Aplikasaun adubu matak</li> <li>- Halo animal luhan (optional)</li> <li>- Postu-koileta (hamran, koleksaun fini, no rai)</li> <li>- Manutensaun teras</li> </ul> <p>c. Hola fini diak</p> <p>d. Distribusaun hadia material ba ai han</p> <p>e. Avaliasan no planu workshop</p>	<p>Abril (tinan premeiru)</p> <p>Maio ~ Agosto (tinan premeiru)</p> <p>Juñu/Jullu (tinan premeiru)</p> <p>Agosto/Setembru (tinan premeiru)</p> <p>Setembrur/Otobru (tinan premeiru)</p> <p>Otobru/Novembru (tinan premeiru)</p> <p>Novembru (tinan premeiru)</p> <p>Dezemburu (tinan premeiru) ~ Fevereiru (tinan segundu)</p> <p>Janeiru (tinan segundu)</p> <p>Fevereiru/Marsu (tinan segundu)</p> <p>Fevereiru (tinan segundu)</p> <p>Abril (tinan segundu)</p> <p>Maio (tinan segundu)</p> <p>Otobru (tinan premeiru)</p> <p>Otobru/Novembru (tinan premeiru)</p> <p>Maio/Juñu (tinan segundu)</p>
Programa Mikro Kontrola Animal	<p>a. Identifikasaun no hili area ne'ebé uza hanesan demplot</p> <p>b. Kursu treinamentu kuda ai legum</p> <ul style="list-style-type: none"> <li>- Halo kompos inklui mantensaun kompos</li> <li>- Halo no uza formatu A (Deliñasaun liña kontur)</li> <li>- Aplikasaun medida konsersasaun rai, ho naran kontur kompos/teras banku</li> <li>- Preparasaun rai no aplikasaun kompos</li> <li>- kuda</li> <li>- Halo animal luhan</li> <li>- Multiplikasaun kuda material</li> </ul> <p>c. Distribusaun material kuda</p> <p>d. Avaliasaun no planu workhsop</p>	<p>Abril (tinan premeiru)</p> <p>Maio ~ Agosto (tinan premeiru)</p> <p>Agosto (tinan premeiru)</p> <p>Setembru (tinan premeiru)</p> <p>Otobru (tinan premeiru)</p> <p>Novembru (tinan premeiru)</p> <p>Feb (tinan segundu)</p> <p>Marsu (tinan segundu)</p> <p>Otobru (tinan premeiru)</p> <p>Marsu (tinan segundu)</p>
Programa Mikro Rehabilitasaun Plantasaun kafe	<p>a. Identifikasaun no hili plantasaun kafe hanesan demo plot</p> <p>b. Kursu treinamentu kona-ba tékniku kultivasaun kafe inklui rejuvenasaun</p> <ul style="list-style-type: none"> <li>- Halo kompos inklui manutensaun kompos</li> <li>- Rejuvenasaun</li> <li>- Halo no uza Formatu A (Delineasaun liña kontur)</li> <li>- Tidin estaka (Determina pontu kuda)</li> <li>- Kee rai kuak no enxe rai ho kompos</li> <li>- Kuda</li> <li>- Koileta</li> </ul>	<p>Abril (tinan premeiru)</p> <p>Maio ~ Agosto (tinan premeiru)</p> <p>Agosto (tinan premeiru)</p> <p>Agosto (tinan premeiru)</p> <p>Setembru (tinan premeiru)</p> <p>Otobru (tinan premeiru)</p> <p>Novembru/Dezemburu (tinan premeiru)</p> <p>Juñu/Jullu (tinan premeiru)</p>

**Apêndice-5.5 Atividade Importante hosi Potensial Agrikultura no Servisu Ekstensaun Floresta/Programa Mikro**

<b>Programa Mikro</b>	<b>Aktividade Importante</b>	<b>Tempo ne'ebé Propoin</b>
	<ul style="list-style-type: none"> <li>- Treinamentu/tesi (tinan segundu)</li> <li>e. Distribusaun ai-oan</li> <li>f. Avaliasaun no planu workshp</li> </ul>	<p>Augusto (tinan premeiru)                      Novembru (tinan premeiru)                      Augusto (tinan segundu)</p>
Programa mikro toos permanente/toos uma hun	<ul style="list-style-type: none"> <li>a. Identifikasaun no hili toos ne'ebé iha ona ne'ebé bele uza hanesan demplot</li> <li>b. Treinamentu ba tékniku toos foho lolon                             <ul style="list-style-type: none"> <li>- Halo kompos inklui manutensaun kompos</li> <li>- Halo no uza formatu A (Delineasaun lina kontur)</li> <li>- Dezeña toos</li> <li>- Aplikasaun medida konservasaun toos, ho naran kontur kompos/teras banku</li> <li>- Kultivasaun no aplikasaun kompos</li> <li>- Hili fini no kari fini</li> <li>- Kuda ai fuan</li> <li>- Prepara no aplikasaun adubu ben</li> <li>- Manutensaun toos ho aplikasaun adubu ben</li> <li>- Kuda ai legum</li> <li>- Aplikasaun adubu matak</li> <li>- Halo animal luhan (optional)</li> <li>- Postu-koileta (hamaran, koleksaun fini, no rai)</li> <li>- Manutensaun teras</li> </ul> </li> <li>c. Hila fini diak batar no ai fuan</li> <li>d. Distribusaun fini diak batar no ai fuan</li> <li>e. Avaliasaun planu workshop</li> </ul>	<p>Abril (tinan premeiru)</p> <p>Maio ~ Agosto (tinan premeiru)                      Jullu (tinan premeiru)                      Jullu (tinan premeiru)                      Agosto (tinan premeiru)                      Setembru/Outobru (tinan premeiru)                      Outobru/Novembru (tinan premeiru)                      Novembr/Dezemburu (tinan premeiru)                      Novembru (tinan premeiru)                      Dezemburu (tinan premeiru) ~ Febereiru (tinan segundu)                      Janeiro/Fevereiru (tinan segundu)                      Fevereiru (tinan segundu)                      Fevereiru (tinan segundu)                      Abril (tinan segundu)                      Maio (tinan segundu)                      Outobru/Novembru (tinan premeiru)                      Outobru/Novembru (tinan premeiru)                      Juñu (tinan segundu)</p>
Programa mikro hasae rendimentu/Dezen volvementu vida moris	<ul style="list-style-type: none"> <li>a. Rekursu inventoriu no hili atividade potensial IG/LD</li> <li>b. Treinamentu kona-ba tékniku relasiona ba hili atividade potensial IG/LD                             <ul style="list-style-type: none"> <li>- Produsaun Xá herbal</li> <li>- Produsaun kripik</li> <li>- Habai fehuk midar</li> <li>- Produsaun modo masin (tau tempo naruk)</li> <li>- Produsaun modo masin (tau tempo naruk)</li> <li>- makina suku no suku ropa</li> <li>- Promosaun produktu</li> <li>- Livru konta</li> <li>- Diskusaun kona-ba uza rendimentu</li> </ul> </li> <li>c. OJT kona-ba tékniku atu hili atividade potensial IG/LD</li> <li>d. Avaliasaun no planu workshop</li> </ul>	<p>Marsu (tinan premeiru)</p> <p>Abril ~ Junh (tinan premeiru)                      Maio (tinan premeiru)                      Jullu (tinan premeiru)                      Juñu/Jullu (tinan premeiru)                      Juñu/Jullu (tinan premeiru)                      Desmbro (tinan premeiru) &amp; Fevreiru (tinan segundu)                      Outobru (tinan premeiru)                      Marsu (tinan segundu)                      Marsu (tinan segundu)                      Abril ~ Marsu (tinan segundu)                      Juñu (tinan segundu)</p>
Programa Mikro Kontrola Erosaun	<ul style="list-style-type: none"> <li>a. Identifikasaun no hili fatin erosaun hanesan demo plot</li> <li>b. Inspesaun fatin</li> </ul>	<p>Maio/Juñu (tinan premeiru)                      Juñu (tinan premeiru)</p>



*Apéndise-5.5 Atividade Importante hosi Potensial Agrikultura no Servisu Ekstensaun Floresta/Programa Mikro*

<b>Programa Mikro</b>	<b>Aktividade Importante</b>	<b>Tempo ne'ebé Propoin</b>
	c. Dezeña cek dam hanesan kontrola erosaun	Juñu/Jullu (tinan premeiru)
	d. Koleksaun material lokal uza ba cek dam iha demo plot	Jullu (tinan premeiru)
	e. Halo cek dam uza material lokal	Augusto (tinan premeiru)
	f. Hola fini/material kuda	Dezembu (tinan premeiru)
	g. Kuda dut iha fatin tarjetu	Janeiro (tinan segundu)
	h. Avaliasaun no planu workshop	Marsu (tinan segundu)

## ***Apéndice-5.6***

***Módulu Treinamentu hosi Programa  
Mikro/Servisu Ekstensaun Floresta no  
Agrikultura ne'ebé Importante***



**Apêndise-5.6 Módulu Treinamentu hosi Programa Mikro/Servisu  
Ekstensaun Floresta no Agrikultura ne'ebé Importante**

**a. Produsaun Ai-oan no Promosaun Kuda Ai**

<b>Kursu Treinamentu</b>	<b>Items</b>	<b>Deskrisaun</b>
Harii Viveiru	Objetivu	Atu fasilita membru sira hodi hari skala kiik viveiru komunidadade ho uza material lokal.
	Tempu	<u>Loron 6</u> a. Instalasaun sistema bee (loron 2) b. Dezenvolve viveiru (loron 4)
	Material	Instrumentu toos (katana, ai suak, enxada, mareta), material ba sistema bee (tanki bee, pipa, ), material hanesan(ai no au), kakuluk (ai no au) no taka kakuluk (dut naró, no tahan), pregu, arame.
	Rezultadu ne'ebé espera	Skala kiik viveiru ida sei estabelese.
Preparasaun fini no kari fini	Objetivu	Atu fasilita membru sira atu kari fini ho diak iha kantreitu no fasilita jerminasaun.
	Tempu no prosesu	<u>Loron 4</u> a. Koleksaun fini (loron 1) b. Pre tratamentu fini (loron 1) c. Halo kantedeiru (loron 1) d. Kari no mantensaun fini iha kantedeiru (loron 1)
	Material	Instrumentu toos (katana, kari, enxada, surun, mareta), material ba halo kantedeiru (ai no au), pregu, arame no mediu ba kantedeiru (rai, rai henek no kompos), lata bee, plastik (opsional)
	Rezultadu ne'ebé espera	Finí kari iha kantedeiru sei jermina ho diak.
Prepara pot ai-oan	Objetivu	Atu fasilita membru sira atu prepara ai-oan no transplanta ai-oan ho maneira ne'ebé diak
	Tempu no prosesu	<u>Loron 2~3</u> a. Koleksaun material ba media (loron 1) b. Kahur tau iha media (loron 0.5) c. Enxe rai ne'ebé kahur ba pot (loron 0.5) d. Transplanta ai-oan ba pot (loron 0.5)
	Material	Instrumentu toos (ai suak besi, kanuru, skop), gerobak, estaka, enxada, poly bag, rai, rai henek, kompos, hare ut (opsional), ai (ba label iha fatin ai-oan)
	Rezultadu ne'ebé espera	Ai-oan sira sei transplanta ba poly bag
Mantensaun ai-oan	Objetivu	Atu fasilita membru sira atu mantein ai-oan ho diak iha viveiru
	Tempu no prosesu	<u>Loron 2~3</u> a. Rega no hamos (loron 0.5) b. Spasu no aparú (loron 0.5) c. Prepara adubu ben (loron 0.5) d. Aplikasaun adubu ben (loron 0.5) e. Kontrola peste (loron 0.5)
	Material	Tijora, bidon, material halo adubu ben (hamos no rega), material halo pesticida (tabaku, bee, etc) no regador
	Rezultadu ne'ebé espera	Ai-oan ne'ebé moris ho kondisaun diak iha viveiru.
Hamos	Objetivu	Atu fasilita membru sira atu adopta ai-oan ba ambiente esternal ba iha fatin kuda
	Tempu	<u>Loron 1</u> a. Redus rega, mahon, abut no adubu (loron 1)
	Materials	-
	Rezultadu ne'ebé espera	Ai-oan sei prontu atu kuda.
Produsaun kompos	Objetivu	Atu fasilita membru atu produs adubu organiku (compost) uza

**Apêndise-5.6 Módulu Treinamentu Programa Mikro/Servisu  
ekstensaun Floresta no Agrikultura**

<b>Kursu Treinamentu</b>	<b>Items</b>	<b>Deskrisaun</b>
		material lokal ne'ebé iha.
	Tempu	<u>Treinamentu premeiru: loron 2</u> a. Koleksaun material (loron 0.5/loron premeiru) b. Kee rai kuak (loron 0.5/loron premeiru) c. Enxe material (loron 1/loron segundu) <u>Treinamentu segundu: loron 1</u> a. Fila (loron 1)
	Material	Instrumentu toos(besi, katana, enxada), material ba kompos (dut, rai, animal ten/akudesan), Hudi tahan (air in hat no nu tahan)
	Rezultadu espera	2~3 ton kompos sei produs.
Deliñasaun liña kontur	Objetivu	Atu fasilita membru sira atu halo liña kontur ho diak uza instrumentu ne'ebé halo hosi material lokal ne'ebé iha.
	Tempu no prosesu	Loron 2~3 a. Koleksaun material (loron 0.5/loron 1) b. Halo formatu A (horas 2/loron 1) c. Prepara staka (horas 1/loron premeiru) d. Delineasaun liña kontur (loron 1/loron segundu)
	Material (hodi halo Ai-matenek)	Ai 6 ho metro 2, ai 3 ho metro 1, tali ho metru 1.5, fatuk 3, arame ou pregu no katana
	Rezultadu ne'ebé espera	Liña kontur sei deliña iha fatin plantasaun.
Kuda	Objetivu	To enable the members to plant seedlings in a proper manner
	Tempu no prosesu	Loron 2~3 a. Kee rai kuak (loron 1) b. Enxe fali rai kuak ho rai no kompos (loron 1) c. Hili no transporte ai-oan (loron 0.5) d. Kuda ai aon (loron 1)
	Material	Dasin, instrumentu toos (kanuru, karau dikur, no aisuak), kompos
	Rezultadu ne'ebé espera	Ai-oan sei kuda iha fatin plantasaun tuir ne'ebé iha ona.
Atendementu	Objetivu	Atu fasilita membru sira hodi mantein ai-oan sira ho propriu hodi asegura kresimentu ne`ebe aas no ai-oan moris diak hosi inisiu.
	Tempu no prosesu	Loron 1 a. hamos du`ut no tau mulsa (loron 0.5 ) b. halo mahon (loron 0.5)
	Material	Katana no materials halo mahon (nu`u tahan)
	Rezultadu ne'ebé espera	Ai-on kiik sira sei moris diak no saudavel

Rekursu:Ekpa Projeitu JICA(2015)

**Apêndise-5.6 Módulu Treinamentu Programa Mikro/Servisu  
ekstensaun Floresta no Agrikultura**

**b. Promosaun Toos Foh Lolon ne'ebé Sustentabel ho Ekstensaun Fini Baseia ba Komunitade**

<b>Kursu Treinamentu</b>	<b>Item</b>	<b>Descriusaun</b>
Produsaun kompos	Objetivu	Atu Fasilita membru sira atu produs adubu organiku (kompos) uza material lokal ne'ebé iha.
	Tempu	<u>Treinamentu premeiru halo kompos (loron 2)</u> a. Koleksaun no tési material (loron 0.5/loron ida) b. Kee rai kuak (loron 0.5/loron ida) c. kolekta material (loron 1/loron segundu) <u>Segundu treinamentu kona ba mantensaun kompos (loron 1)</u> a. Fila kompos (loron 1)
	Material	Instrumentu toos (aisuak, katana, enxada), material ba kompos (dut, karau ten, rai, akudesan), hudi tahan, material taka(ai hat ho metro 1~2 no nu tahan)
	Rezultadu ne'ebé espera	2~3 ton kompos ne'ebé sei produs.
Delineasaun liña kontur	Objetivu	Atu fasilita membru sira atu halo liña kontur ho diak uza material lokal ne'ebé iha.
	Tempu no prosesu	<u>Treinamentu loron 2 iha liña kontur</u> a. Koleksaun material (loron 0.5/loron ida) b. formatu A (horas 2/loron premeiru) c. Prepara estaka (horas 1/loron premeiru) d. Delineasaun liña kontur (loron 1/loron segundu)
	Materials (ba formatu A)	Ai 6 ho metro 2, 3 ho metro 1, tali ho 1.5 m, fatuk 3, pregu
	Rezultadu ne'ebé espera	Liña kontur sei halo iha demplot.
Applikasaun tekniku kontur kompos	Objetivu	Atu fasilita membru sira applika tekniku kontur kompos
	Tempu	<u>Treinamentu loron 2~3 applika kontur kompos</u> a. Kee kontur kanal (loron 1) b. Halo kontur ou ho fatuk (loron 1) c. halo chatan (opsaun) (loron 1)
	Material	Instrumentu toos, au hodi chatan
	Rezultadu ne'ebé espera	Kontur kompos sei dezenvolve iha demplot.
Fila aplikasaun kompos	Objetivu	Atu fasilita membru sira atu fila rai ho aplikasaun kompos tuir maneira ne'ebé diak
	Tempu	<u>Loron 2 treinamentu fila ho aplikasaun kompos</u> a. Kultivasaun (loron 1) b. Aplikasaun kompos (loron 1)
	Material	Instrumentu toos (katana, karau dikur, enxada) no kompos
	Rezultadu ne'ebé espera	Demplot pronto atu kuda
Hili fini/kuda material	Objetivu	Atu fasilita membru sira atu komprende oinsa atu uza fini diak no hili kualidade fini antes kuda.
	Tempu	<u>Treinamentu loron 2 hili fini no plot ba hirak ne'ebé diak</u> a. Introdusaun uza fini diak (loron 0.5/loron ida) b. Hili kualidade batár fini, koto no material kuda hosi aifarina no ai han seluk (loron 0.5/loron premeiru) c. Hili plot ba batár diak (loron 1/loron segundu)
	Material	Fni no material kuda ai han
	Rezultadu ne'ebé espera	Kualidade fini no material kuda ai han toos foho lolon sei hili.
Kari/kuda	Objetivu	Atu fasilita membru sira atu kuda tuir liña tuir spasu ne'ebé rekomenda ba ai han ne'ebé refere
	Tempu	<u>Treinamentu premeiru iha kuda batár no koto (loron 1 iha Nov.)</u> a. Kuda batár ho distancia (loron 0.5) b. kuda koto ho distancia (loron 0.5) <u>Treinamentu segundu kuda aifarina, lakero, koto (loron 1 iha Des.)</u> a. Kuda aifarina /fehuk /lakeru ho distancia (loron 0.5)

**Apêndise-5.6 Módulu Treinamentu Programa Mikro/Servisu  
ekstensaun Floresta no Agrikultura**

<b>Kursu Treinamentu</b>	<b>Item</b>	<b>Descrisaun</b>
		b. Kuda koto ho distancia (loron 0.5) <u>Treinamentu 3 kuda forerai (loron 1 iha Des.)</u> a. kuda forerai ho distancia
	Material	Material kuda Tali m 1~2 ho skala 10 cm
	Rezultadu ne'ebé espera	Toos foho lolon sei kuda iha liña iha menira sistematika iha demplot.
Preparasaun adubu ben	Objetivu	Atu fasilita membru sira prepara adubu ben uza material lokal ne'ebé iha.
	Tempu	<u>Treinamentu loron 1 prepara adubu ben</u> a. Koleksaun material lokal (loron 0.5) b. Kahur material (loron 0.5) <u>Semana 2~3 OJT iha adubu ben ho membru importante</u> a. Dular (10 min/loron x 2 ~3semana)
	Material	Animal nia foer (saku 2), dut (saku 2), rai (kanuru 2~3), akudesan (1 kanuru ), no beer
	Rezultadu ne'ebé espera	Adubu ben sei prepara no pronto atu uza iha demplot.
Hamos, mulsa, no aplikasaun adubu ben	Objetivu	Atu fasilita membru sira atu mantei toos ho diak no hadia produsaun toos.
	Tempu	<u>Treinamentu premeiru iha manutensaun ai-oan (loron 1 iha Dec.)</u> a. Hamos/kultivasaun no mulsa (loron 0.5) b. Adisional adubu ben uza adubu ben (loron 0.5) <u>Treinamentu segundu iha mantensaun ai han (loron 1 iha Jan.)</u> a. Hamos/kultivasaun no mulsa (loron 0.5) b. Adisional uza adubu ben (loron 0.5) <u>Treinamentu 3 iha mantensaun ai han (loron 1 iha Feb.)</u> a. Hamos/kultivasaun no mulsa (loron 0.5) b. Adisional adubu ben uza adubu ben (loron 0.5)
	Material	Instrumentu toos (katana no karau dikur), bee, no adubu ben
	Rezultadu ne'ebé espera	Ai han ne'ebé kuda iha demplot sei moris diak no produs produsaun ne'ebé diak.
Post-koileta no rai fini batar	Objetivu	Atu fasilita membru sira atu hamaran ho diak, hili no rai batar musan ba tempu kuda tuir mai.
	Tempu	<u>Treinamentu premeiru hamaran batar (loron 1 iha Mar./Apr.)</u> a. Behu batar (loron 0.5) b. Hamaran batar (loron 0.5) <u>Treinamentu segundu rai batar (loron 1 iha Abril.)</u> a. Hili batar musan ne'ebé diak (loron 0.5) b. rai fini iha konteneir no taka metin (loron 0.5)
	Material	Plastik, raga, no konteneir ne'ebé metin (bidon, jereken, no agua fatin)
	Rezultadu ne'ebé espera	Kualidade fini batar ba tempu kuda tuir ai sei rai ho diak.

Fonte: Ekpa Projeto JICA (2015)

**Apêndise-5.6 Módulu Treinamentu Programa Mikro/Servisu  
ekstensaun Floresta no Agrikultura**

**c. Hasae Rendementu/Dezenvolve Vida Moris**

<b>Kursu treinamentu</b>	<b>Ítem</b>	<b>Descrsaun</b>
Rekursu inventoria	Objetivu	Atu ajuda ema ne'ebé tuir treina assessoria rekursu ne'ebé iha ba aktividade IG/LD.
	Tempu	<u>Sessaun premeiru: Rekursu mapa (loron 1.5)</u> a. Introdusaun no rekursu mapa (loron 0.5) b. Observasaun terreno (lao ain) (loron 0.5) c. Finaliza mapa rekursu (loron 0.5) <u>Sessaun segundu: Tempu Kalendaru (loron 1.0)</u> a. Identifikasaun rekursu no aktividade toos (loron 0.5) b. Diskussuun kona ba tempu hosi rekursu no aktividade (loron 0.5) <u>Sessaun 3: Assesmentu rekursu (loron 1.0)</u> a. Introdusaun no hare fali sessaun uluk (loron 0.2) b. Lista rekursu potensial no diskussuun uza rekursu (loron 0.5) c. Identifikasaun potensial aktividade IG/LD (loron 0.3)
	Material	Flipchart, lapijera, fita kola, nota no pena
	Rezultadu ne'ebé espera	Lista potensial IG/LDL
Hili aktividade IG potensial	Objetivu	Atu ajuda ema ne'ebé tuir treina hili no prioritija aktividade potensial IG/LD iha maneira participatoriu.
	Tempu	a. Introdus no esprika prosesu no metodo avaliasaun (loron 0.2) b. Avaliasaun aktividade potensial IG/LD (loron 0.5) c. Hili aktividade prioridade IG/LD (loron 0.3)
	Material	Flipcharts, lapis kores, fita kola, nota, no lapijera
	Rezultadu ne'ebé espera	Lista prioridade aktividade IG/LD
Produsaun Cha	Objetivu	Atu fasilita ema ne'ebé tuir treina atu produs cha halo hosi ai tahan ne'ebé disponivel iha fatin.
	Tempu	<u>Sessaun premeiru: Koleksaun, fase no hamaran (loron 1)</u> a. Koleksaun no rai (loron 0.25) b. Hamos (loron 0.25) c. Hamaran (loron 0.5) <u>Sessaun segundu: rai no falun ho label (loron 1.0)</u> a. cek qualidade, falun no label
	Material	Material: daretan tahan, limaun, avokadu, etc. Instrumentus: fase manku, hamaran, hamaran fatin, rede, hena metan, poly bag, no label
	Rezultadu ne'ebé espera	Feto nele produs cha halo hosi ai tahan ne'ebé moris natural iha fatin uza tekniku ne'ebé simples.
Hamaran fehuk midar	Objetivu	Atu ajuda ema ne'ebé tuir treina atu produs fehuk maran midar ba tempu naruk no uza fehuk midar ne'ebé koileta iha fatin.
	Tempu	<u>Sessaun premeiru: fase, kukus, no hamaran (loron 1.0)</u> a. Fase no hamos (loron 0.25) b. Kukus (loron 0.25) c. Hamaran (loron 0.5) <u>sessau segundu: falun no label (loron 1.0)</u> a. falun no label (loron 1.0)
	Material	material: Fehuk midar Instrumentu: fatin kukus, slicer, fatin hamaran, rede, poly bag, no label
	Rezultadu ne'ebé espera	Feto bele produs fehuk midar maran ne'ebé bele rai ba tempu naruk.
Modo masin (tempu naruk)	Objetivu	Atu ajuda ema ne'ebé tuir treina preserva modo ba tempu naruk iha forma hosi modo masin.
	Timeframe	<u>Sessaun premeiru: fase, hamaran, halo masin no rai (loron 2.0)</u> a. Fase, hamaran, no halo masin (loron 1.0) b. tau tan masin (loron 1.0) <u>Sessaun segundu: cek qualidade. Falun no label (loron 1.0)</u>



**Apêndise-5.6 Módulu Treinamentu Programa Mikro/Servisu  
ekstensaun Floresta no Agrikultura**

<b>Kursu treinamentu</b>	<b>Item</b>	<b>Descrsaun</b>
	Material	a. Falun no label(loron 1.0) Material: mustarda (modo metan) Instrumentus: konteiner bot, poly bag bot, rede, fatuk bot, poly bag, no label
	Rezultadu ne'ebé espera	Feto bele produs kualidade modo masin uza tekniku tradisional ho modifikasaun balun.
Modo masin (tempu badak)	Objetivu	At ajud treinador sira produs modo uza tekniku simples ba tempu badak.
	Tempu	<u>Sessaun premeiru: Fase, koa, main, no kahur (loron 1.0)</u> a. Fase, hasai kain no musan, no koa (loron 0.5) b. masin no kahur (loron 0.5) <u>Sessaun segundu: falun no label (loron 1.0)</u> a. Falun no label (loron 1.0) (sessaun segundu tengki halao iha semana ida depois sessaun premeiru.)
	Material	Material: lakeru mutin, lis, ai fuan, ai manas, masin, masmidar no bee Instrumentus: konteiner, hamaran, koa, tudik, boraica, poly bag no label
	Rezultadu ne'ebé espera	Feto bele produs kualidade modo diak uza tekniku simples.
Halo kripik	Objetivu	Atu fasilita treinador atu produs produto ba tempu naruk no aumenta produto (kripik diak) halo hosi produto lokal, hanesan kripik no kontas.
	Tempu	<u>Sessaun premeiru: Fase, hamos, koa, no sona (loron 1.0)</u> a. Hili, fase, no hamos aifarina (loron 0.2) b. Koa, pre-tratamentu, no hamaran (loron 0.3) c. Sona (loron 0.5) <u>Sessaun segundu: sona, hamaran no falun (loron 1.0)</u> a. Repete aktividade hosi sessaun premeiru (loron 0.5) b. Prepara fatin no rai (loron 0.1) c. tau iha fatin (loron 0.2) d. Falun (loron 0.2)
	Material	Material: ai han (esemplu aifarina, kontas no fehuk midar) Instrumentus: slicer, tassu sona, mina, fatin rai, poly bag/aluminiu, no label
	Rezultadu ne'ebé espera	Feto bele produs kualidade kripik halo hosi produto lokal, hanesan aifarina no buat seluk, ne'ebé bele faan iha merkadu iha Dili.
Suku	Objetivu	Atu Fasilita treinadaro atu suku ropa uza makina suku rupa.
	Tempu	<u>Kursu treinamentu premeiru: Pratika suku (loron 5.0)</u> a. Oinsa atu uza makina suku (loron 1.0) b. Pratika suku (loron 4.0) <u>Kursu treinamentu segundu: Suku ropa (loron 5.0)</u> a. Oinsa sukat hena (loron 1.0) b. Tesi (loron 0.5) c. Suku (loron 3.5)
	Material	Makina suku, hena, sukat hena, no tesis
	Rezultadu ne'ebé espera	Feto bele suku sira nia ropa ho makina suku.
Promosaun produto	Objetivu	Atu fasilita treinador atu foti aktividade promosaun ne'ebé diak atu faan sira nai produto iha Dili no merkadu seluk.
	Timeframe	<u>Sessaun premeiru: Dezenvolve informasaun produto (loron 1.0)</u> a. Diskussaun kona ba pontu faan hosi produto (loron 0.5) b. Halo esbosu material iklan nian (loron 0.5) <u>Sessaun segundu: Participasaun iha eshibisaun (loron 2.0)</u> a. Diskussaun kona ba participasaun iha eshibisaun (horariu, hili membru sira, no preprasaun ne'ebé precisa) (loron 1.0) b. Participasaun iha eshibisaun halao iha Dili (loron 1.0) <u>Sessaun terceiru: Visita ba hola nain sira ba promosaun direta</u>

**Apêndise-5.6 Módulu Treinamentu Programa Mikro/Servisu  
ekstensaun Floresta no Agrikultura**

<b>Kursu treinamentu</b>	<b>Ítem</b>	<b>Descrsaun</b>
		<p>(loron 2.0)</p> <p>a. Prepara material iklan no diskusssau konba vijita ba hohla nain sira ba promosaun (horariu, hili membru sira, preparasaun ne'ebé precisa) (loron 1.0)</p> <p>b. Visita ba hola nain sira ba promosaun</p> <p><u>Negosiasaun ho hola nain sira (OJT)</u></p> <p>a. Diskussaun pressu negosiasaun</p> <p>b. Visita ba hola nain sira ba negosiasaun</p>
	Material	Suratahan, papel, lapijera, notas, no pena
	Rezultadu ne'ebé espera	Feto bele aprende necesidade hosi hola nain importante ne'ebé sir abele idetifika hodi hadia ba sira nia produto. Iha tempu hanesan, sira espera atu aprende prosesu no assaun neccsariu ne'ebé foti ba promosaun hosi produtot.
Livru konta	Objetivu	Atu fasilita treinador ou grupo atu mantein livru konta ho kustu, lukru, kontas ne'ebé iha, no stok hosi produto.
	Timeframe	<p><u>Sessaun segundu: Konhecementu basiku hosi livru konta (loron 2.0)</u></p> <p>a. Konhecementu basiku hosi livru konta (loron 0.5)</p> <p>b. Treinu livru konta (loron 0.5~1.0)</p> <p>c. Treinu iha kalkulasaun balansu entre kustu no lukru (loron 0.5~1.0)</p> <p><u>Sessaun Segundu: Analija kustu no lukru (loron 1.0)</u></p> <p>a. Explika kustu no lukru (loron 0.5)</p> <p>b. Explika oinsa estabelese presu (loron 0.5)</p> <p>c. Treinu kalkulasaun kustu produsaun no presu faan (loron 1.0)</p>
	Material	Flipcharts, formatu treinu, hands-outs, fita kola, lapijera.
	Rezultadu ne'ebé espera	Grupo feto bele maneija sira nia rendementu no mos asset tuir dalan ne'ebé propriu.
Micro creditu uza rendementu hosi aktividade IG/LD	Objetivu	Atu fasilita treinador ou frupo oinsa atu uza sira nia rendementu ne'ebé hetan hosi aktividade IG/LD atu beneficia ema ne'ebé tuir treina ne'ebé involve iha aktividade.
	Tempu	<p><u>Sessaun premeiru: Diskussaun oinsa uza rendementu (loron 1.0)</u></p> <p>a. Diskussaun status rai no rekursu rendementu (loron 0.25)</p> <p>b. Assessmentu rendementu no gastus ba kursu aktividade IG/LD (loron 0.25)</p> <p>c. Kalkulasaun montante neccsariu ba operasaun aktividade IG/LD (loron 0.25)</p> <p>d. Diskussaun kona ba uza rendementu (loron 0.25)</p> <p><u>Sessaun 2: Diskussaun kona ba regulamentu skema mikro kreditu (loron 1.0)</u></p> <p>a. Diskussaun regulamentu skema mikro kreditu no dezenvolve regulamentu (loron 0.5)</p> <p>b. Introdusaun no esplikaun forma no sistema hosi ekema (loron 0.2)</p> <p>c. Hili membru sira hosi jestaun komite no diskussaun kona ba funsaun no responsabilidade hosi membru sira (loron 0.3)</p> <p><u>Sessaun 3: Finaliza regulamentu no lei hosi skema (loron 1.0)</u></p> <p>a. Diskussaun no finaliza funsaun no responsabilidade hosi membru sira (loron 0.3)</p> <p>b. Finaliza regulamentu no lei hosi skema (loron 0.7)</p>
	Material	Flipchart, hands-outs, lapijera, fita kola, nota.
	Rezultadu ne'ebé espera	Grupo feto bele decide oinsa atu uza sira nia rendementu tuir maneira ne'ebé efetivu no efficien no dezenvolve regulamentu no lei hosi skema mikro kreditu.

Fonte: Ekipa Projeto JICA (2015)



## ***Apéndice-6.1***

***Avaliasaun ba Setór Floresta iha  
Timor-Leste***



## Apêndise-6.1 Avaliasaun ba Seitor Floresta iha Timor-Leste

### 1. Asesmentu Politika Seitor Floresta

#### 1.1 Objetivu hosi Asesmentu

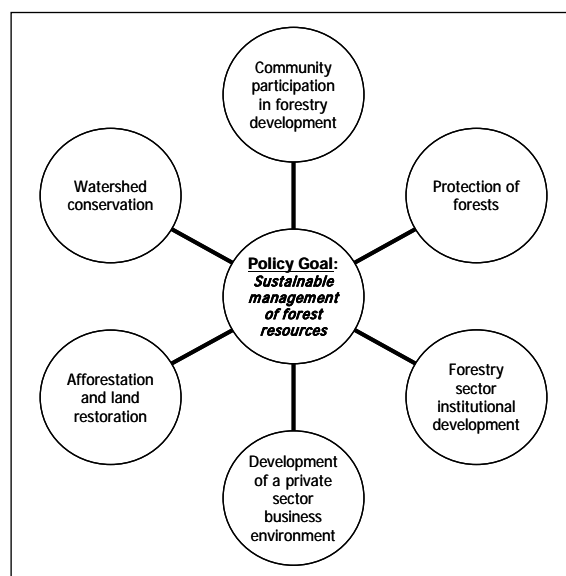
Objetivu importante hosi avaliasaun mak atu analiza oinsá CB-NRM bele kontribui ba susesu hosi politika seitor floresta liu hosi chek relevansia hosi atividade Projeitu JICA CB-NRM ba implmentasaun hosi stratejia ne'ebé esplika iha politika ne'ebhanesan.

#### 1.2 Liña Jerál hosi Politika seitor Floresta

##### (1) Objetivu hosi Politika

Objetivu hosi dezvoltamentu seitor floresta mak jestaun ne'ebé sustentável hosi rekursu floresta no bacias hidrograficas atu fornese ambiente, benefisiu sosial no ekonomiku ba ema Timor Leste. Objetivu politika ne'e supporta hosi objetivu 6.

- i) Protesaun floresta
- ii) Komunidade no partisipasaun privada iha Dezenvolvimentu Floresta
- iii) Konservasaun Bacias Hidrograficas
- iv) Aflorestasaun no Hadia rai
- v) Dezenvolvimentu hosi Seitor Privada
- vi) Dezenvolvimentu Seitor Floresta



#### 1.3 Objetivu Prinsípál no stratejia hosi Objetivu politika

Objetivu politika ida idak ne'ebé supporta hosi número stratejia ba ninia susesu. Sesaun ne'e introdus objetivu prinsípál no stratejia hosi objetivu politika ne'ebé refere.

##### a. Protesaun hosi floresta:

##### i) Objetivu Prinsípál hosi Objetivu Politika

Objetivu politika mak proteje efetivu integridade ekolojikal no komposisaun menus hosi 70 % hosi area floresta iha tinan 2020.

##### ii) Stratejia

No	Stratejia ba Protessaun Floresta
1	Atu proteje floresta hotu hosi estraga ou lakon liu hosi programa ne'ebé sei haforsa comunidade atu maneja floresta.
2	Atu autoriza no fornese no asegura comunidade rural iha lejislasaun foun floresta hodi proteje, aflorestasaun, hadia, no utilija protessaun floresta no jestaun floresta sustentável, nst.
3	Atu determina no legalmente rekoñese lalaok rai no direitu uza rai, jestaun rai no baliza suku iha Lei 01-2003 no lejislasaun floresta foun.
4	Atu determina prioridade iha protessaun floresta iha dalan parsipatoriu em termus fatin geografia no klasifikasaun ekolojikal.
5	Atu introdus protessaun floresta espesifiku no jestaun iniciativu ho comunidade floresta bazeia ba provivaun hosi lejislasaun floresta foun.
6	Atu kria categoria legal hosi area natural ne'ebé proteje liu hosi lejislasaun floresta foun.
7	Atu proteje floresta no area natural protejidu hosi koileta ai ne'ebé la tuir lei no la autoriza husik animal.

**Apêndise-6.1 Avaliasaun ba Seitor Floresta iha Timor-Leste**

No	Stratejia ba Protessaun Floresta
8	Atu fornese xefi de suku hosi suku ho autoridade legal liu hosi lejislasaun floresta foun ba hametein jestaun protessaun floresta.
9	Atu estabelese grupu voluntariu floresta iha comunidade rural.
10	Atu hasae importansia hosi natureza no rejional ne'ebé efetivu no floresta nasaun ne'ebé protejidu sustentavél, bacias hidrograficas, no jestaun floresta ne'ebé sustentavél no konsersasaun ambiente.
11	Atu hametin baze legal ba konsersasaun ambiente liu hosi konkordansia ambiente multilateral.
12	Atu proteje floresta no ekosistem terasterial seluk hosi estraga ou lakon ne'ebé dalaruma kauza hosi peste ou la hamos.

rekursu: Politika seitor floresta (2008)

**b. Komunitade no sira nia Partisipasaun iha Dezenvolvimentu Floresta**

**i) Objetivu Prinsípal hosi Objetivu Politika**

Objetivu politika mak atu atinji harmonia no partisipasaun efetivu hosi comunidade floresta no grupu seitor privada seluk iha dezenvolvimentu floresta iha fin de tinan 2010. Spesifikamente, objetivu hosi politika mak hato'o ba comunidade floresta ba tempu naruk em termus uza direitu iha tinan 2010.

**ii) Stratejia**

No	Stratejia ba Partisipasaun Komunitade iha Dezenvolvimentu Floresta
1	Fó direitu tempu naruk uza rai (hanesan rai comunidade no direitu uza floresta (Tara Bandu) , lalaok baliza suku no pratika jestaun rai) iha provizaun lei rai 01-2003 no lejislasaun floresta foun ba comunidade lokal antes tinan 2020.
2	Atu negosiu inklui preparasaun ne'ebé bele konkorda hosi kooperasaun, partisipasaun no jestaun floresta entre governo no comunidade rural iha ikus tinan 2020.
3	Atu involve comunidade iha dezenvolvimentu floresta bazeia ba stratejia hametin comunidade atu halao jestaun protessaun no responsabilidade floresta duke haforsa sira.
4	Atu rekoñese mekanismu lalaok ba rezulusaun disputa rai entre comunidade. (atu fornese autoridade ne'ebé iha lejitimadu no efetivu iha rezulusaun disputa rai no lejislasaun foun floresta atu fasilita lalaok disputa rai hodi rezolve.
5	Atu mantein benefisiu hosi floresta comunidade ba comunidade ne'ebé sei enkoraja atu investe sira nia fundu iha jestaun floresta foun no dezenvolvimentu comunidade lokal.
6	Atu dezenvolve iha konsultasaun ho comunidade lokal, regulamentu floresta comunidade iha autoridade lejislasaun foun floresta.
7	Atu asegura floresta comunidade ne'ebé labele konverta ba formatu seluk hosi uza rai ne'ebé bele iha konflitu ho jestaun floresta ne'ebé sustentavél.
8	Atu advise suku hotu la liu hosi tinan 2007 liu hosi notisia no enkontru suku hosi eskopo, provizaun no implikasaun hosi politika foun floresta hanesan parte hosi aprosimasaun inklusivu ba partisipasaun comunidade rural iha implementasaun politika floresta.
9	Atu demonstra lalaok uza rai floresta ne'ebé sustentavél no ekolojikal sistema jestaun rai.
10	Atu hapara toos muda ba mai hosi rai floresta hosi comunidade liu hosi introdusaun tékniku ne'ebé diak no jestaun pratika floresta ne'ebé sei lidera ekologi ne'ebé diak no konsersasaun floresta.
11	Atu dezenvolve matadalan floresta comunidade iha tinan 2008 bazeia ba koñesementu no esperiencia ne'ebé hetan iha skala pilotu atu supporta ema barak uza aprosimasaun ne'e.
12	Atu dokumenta no publika koñesementu kona-ba protessaun floresta, jestaun floresta no produto non floresta iha tinan ikus 2008.

Rekursu: Politika Seitor Floresta (2008)

**c. Konsersasaun Bacias Hidrografikas**

**i) Objetivu prinsípal hosi Objetivu Politika**

Objetivu politika mak atu atinji konsersasaun das ba temo naruk ne'ebé mak sustentavél la liu hosi tinan 2020 atu nune mantein no hametin lalaok bee natural, mantein kualidade bee, no minimiza bee sae no erosaun. Spesifikamente, hare ba iha fatin kona-ba hadia das 10 ne'ebé degrada kritiku.

ii) **Stratejia**

No.	Stratejia ba Konservasaun Bacias Hidrografikas
1	Atu atinji protessaun floresta hotu, savannah woodlands no grasslands la liu hosi tinan 2020 hosi estraga ou lakon ai laran fuik, toos muda ba mai, logging illegal no hela la tur lei.
2	Atu empasia iha protessaun floresta kona-ba hadia DAS 10 ne'ebé kritiku.
3	Atu determina prioridade ba protessaun DAS la liu hosi tinan 2008.
4	Atu trata sunu rai no dut iha DAS hanesan hahalok ofensivu ne'ebé tenke kastigu hosi lei protesau floresta foun
5	Atu promove no enkoraja kooperativa entre comunidade rural no governo liu hosi hametin comunidade rural iha provizaun lejislasaun floresta foun, assistensia tékniku ekstensionista, agrofloresta no konkordansia jestaun floresta.
6	Atu promove restorasaun floresta ekolojikal realistiku no programa foho ne'ebé besik iha klase hotu hosi rai floresta uza kuda ai oan foun, reforestasaun no metodu rejenerasaun no insentivu ekonomikamente realistiku.
7	Atu koopera liu hosi grupu servisu inter-ajencia ho ministériu relevante.
8	Atu planu, prepara, no halao programa peskija hosi isu konservasaun prioridade DAS ne'ebé sei supporta jestaun floresta ne'ebé sustentável no alevasaun kiak.

Rekursu: Politika seitor Floresta (2008)

d. **Konservasaun DAS**

i) **Objetivu Prinsípal**

Objetivu politika mak aflorestasaun no hadia degradasaun rai ka hadia DAS no liña kosta, mantein/habelar rekursu ai, no komplementa agrikultura no uza rai hortikultura.. Spesifikamente, objetivu hosi politika atu produs 50% hosi ai ne'ebé fornese plantasaun floresta lokal iha 2040 hodi hari konstrusaun, manufaktur no buat seluk hosi uza ai.

ii) **Stratejia**

No.	Stratejia ba aflorestasaun no Hadia rai
1	Atu promove programa ekolojikal relalistiku ho aflorestasaun liu hosi kuda foun, reforestasaun, hadia no rejenerasaun natureza.
2	Atu produs 50 % hosi fornese ai ba konstrusaun, manufaktur no ba uza seluk hosi plantasaun lokal iha tinan 2040.
3	Atu hare inventoria ai espesifiku no rekursu ai laran, la liu hosi tinan 2008, atu nune fornese tékniku ne'ebé diak ba fundasaun hosi rekursu floresta ne'ebé diak no effétivu ba planu tempo naruk.
4	Atu fornese comunidade rural no parseiru seluk ho asesu ba merkado no fó hanoin kona-ba merkadoria hosi produto floresta.
5	Atu koopera ho comunidade rural planu jestaun floresta, inklui zona, atu determina aflorestasaun iha ne'ebé no relasiona ho silvikultur ne'ebé apropriadu hosi ekolojikal, fisikal, social no pontu de vista ekonomiku.
6	Atu promove kooperasaun entre comunidade rural no governo liu hosi alokasaun jestaun rai ba tempu naruk no uza direitu ba aflorestasaun no aspeito seluk hosi protesau floresta no jestaun.
7	Atu promove partisipasaun comunidade iha aflorestasaun no atividade jestaun floresta.
8	Atu planu, prepara no tau orsamento ba aflorestasaun ba rai.
9	Atu fó atensaun espesifiku ba produsaun ne'ebé sustentável hosi ai sunu liu hosi aflorestasaun atu satisfas demanda iha Dili no sidade seluk ba presija enerjia domestik. - Kontrato konkordansia kona-ba produsaun ai sunu - introdusaun hosi sistema lisensa produs ai sunu - introdusaun energia fugaun - formulasaun politika nasional ba dezvoltamentu Rekursu enerjia alternativa
10	Atu planu, prepara, orsamento no halao programa peskija hosi estabeselese prioridade floresta, jestaun, no isu uza floresta.

Rekursu: Politika Seitor Floresta (2008)

e. **Dezenvolve Ambiente Negosiu Seitor Privada**

i) **Objetivu Prinsípal**

Objetivu politika mak atu dezenvolve no mantein seitor privada bazeia ba negosiu ambiente ba jestaun floresta ne'ebé fó benefisiu, produsaun, uza no merkadoria hosi produto floresta.

ii) **Stratejia**



**Apêndise-6.1 Avaliasaun ba Seitor Floresta iha Timor-Leste**

No.	Stratejia ba Dezenvolvimentu Ambiente Seitor Privada
1	Atu enkoraja investementu seitor privada iha dezenvolvimentu floresta, uza floresta, no merkadoria hosi rekursu floresta.
2	Atu assegura katak politika kona-ba investementu seitor privada no trade la iha efeito preserva kona-ba dezenvolvimentu floresta ne'ebé inimical atu atinji jestaun floresta ne'ebé sustentável, protesaun floresta, konservasaun no benefisiu floresta uza programa ne'e.
3	Atu promove koileta eficiente no uja beneficiu hosi tipo ai hotu no produto laos ai liu hosi tékniku ekstensaun no eduksaun, financa no incentive ekonomiku.
4	Atu enkoraja floresta comunidade atu iha tékniku koñesementu, abilidade, esperiencia no fiar ann atu maneja, uja no rekursu merkado floresta hanesan seitor privada.
5	Atu konsidera investementu foun iha floresta seitor privada iha komersio, trade no lei seluk ne'ebé determina no regula investementu no jestaun negosiu iha Timor-Leste.
6	Atu promove trade internacional no domestic aumenta valor produto floresta no atu enkoraja benefisiu uja especie ai ne'ebé agora dadauk uza.
7	Atu promove, iha kooperasaun ho Ministerio Desenvolmento, presesu aumenta valor komercial hosi seitor privada ba merkado esportasaun ho applika stratejia ne'ebé tau iha sessaun 1. Esporta ai ne'ebé mak prohibi.
8	Atu promove produsaun effeciente hosi ai ne'ebé mak moris lokal no presesu beneficiu no merkado hosi produto laos ai.
9	Atu assegura comunidade rural iha asociasaun ho autoridade turismo, no hotel/industria viajen atu planu, promove, no implementa oportunidade eko torismu.

Rekursu: Politika Seitor Floresta (2008)

**f. Dezenvolvimentu Institucional Seitor Floresta**

**i) Objetivu Prinsípál**

Objetivu politika mak atu dezenvolve jestaun, kapasidade tékniku no administrativa hosi instituzsaun seitor floresta atu fasilita sira efetiva dezeña, implementa, maneja, monitor, no kontrola hotu objetivu politika floresta no sira nia programa ne'ebé iha relasaun.

**b. Stratejia**

No.	Stratejia ba Dezenvolvimentu Ambiente Seitor Privada
1	Atu dezenvolve no mantein servisu floresta nasional ne'ebé sei diak ba staff ho treinamentu ne'ebé diak ba pessoal atu administra politika floresta ne'e no programa desenvolvimento floresta spesifiku.
2	Atu fornese oportunidade ba edukasaun terciariu hosi pessoal ne'ebé hili iha floresta no topiku ne'ebé relaciona iha universidade liu. Spesifikamente, atu doblu número staff iha DNF halao kualifikasaun terciario iha floresta no jestaun rekursu naturais iha 2010.
3	Atu mantein nivel fundu no investementu iha seitor, ne'ebé mak adekuaudu atu implementa iha floresta hotu relaciona seitor politika.
4	Atu habelar tékniku no kapasidade manajerial liu hosi dezeña, orsamento, organija no implementa treinamentu no programa edukasaun hosi Governo no pessoal non governtal iha aspetu hotu hosi jestaun floresta ne'ebé sustentável, protesaun, aforestasaun, ekstensaun, uja no trade.
5	Ho progresu treinu staff DNF, partikularmente iha municipiu, hanesan asesor professional ekstensaun no pessoal supporta jestaun ne'ebé bele fornese tékniku, uja no advise merkadoria ba comunidade floresta iha dalan simpatetik, hanesan ontra atu hetan funsaun regulatorio hosi politika no lisensa.
6	Atu enkoraja no applika metodo aprendijanjen, inklui liu hosi monitoring hosi atividade operasaun, atu assegura dezenvolvimentu institucional ne'ebé kontinua iha nivel hotu hosi jestaun floresta no administrasaun. Atu hari kapasidade ba parseiru sira hotu, especialmente comunidade rural, liu hosi "assaun aprendijajen" atividade no programa ekstensaun iha protessaun ambiente, protessaun DAS, afforestasaun, agrikultura ne'ebé sustentável no agrofloresta.
7	Atu hari no hametin institucional ne'ebé accociado ho jpratika jestaun rai liu hosi adaptasaun presedimentu administrative governo no manual.
8	Atu hari koordenaun no kooperasaun ne'ebé efetivu entre seitor ne'ebé iha relasaun hosi ekonomia ne'ebé iha influencia seitor floresta, inklui institucional internacional no kompania ne'ebé ho dezenvolvimentu floresta.
9	Atu assegura katak objetivu baziku hosi jestaun floresta ne'ebé sustentável, protessaun floresta no DAS mak efetivu releta iha planu dezenvolvimentu Governo no strutura institucional atu atinji implementasaun politika floresta.
10	Atu koordena no harmonia floresta no politika seitor sira seluk no atividade konsultasaun ho parseiru ne'ebé apropiadu.

Rekursu: Politika Seitor Floresta (2008)

### 1.4 Dezeña Kuadru servisu hosi Projetu JICA CB-NRM

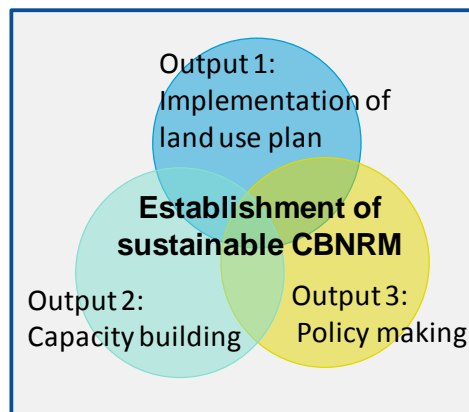
(1) Objektivu no komponente (Stratejia)

Objektivu importante hosi Projetu JICA CB-NRM mak “mekanizmu operacional hosi CB-NRM iha nivel suku ne’ebé dezenvolve” Hanesan objektivu ne’ebé atinji liu hosi implementasaun hosi komponente:

Komponente 1: Implementasaun planu uza rai futuru hamutuk ho projetu mikro, ne’ebé sei supporta implementasaun planu uza rai futuru, iha suku tarjetu

Komponente 2: Dezenvolve kapasidade hosi parseiru relevante, hanesan staff hosi DNF no MAP Municipiu Aileu, ONG sira, no komidade lokal, ba promosaun CB-NRM

Komponente 3: Dezenvolve presedimentu inklui politika foun ba introdusaun no promosaun CB-NRM iha Mota Lacro no Comoro

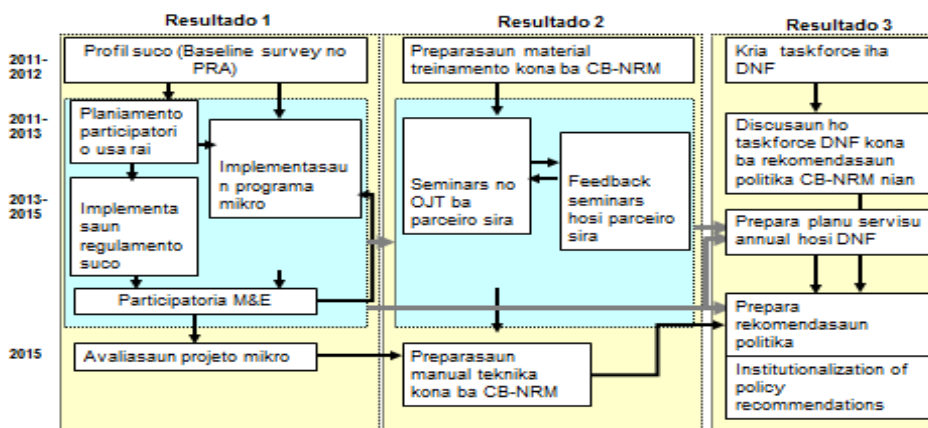


(2) Area Tarjetu Sira

Mota Lacro no Comoro mak area tarjetu prinsípal hosi Projetu.

(3) Atividade Importante Projetu nian

Atividade importante hosi projetu nian mak liña jeral iha tabela tuir mai. Em prinsípiu, projetu ninia objektivu atu dezenvolve modelu floresta komidade iha Timor Leste liu hosi implementasaun hosi ninia atividade importante. Detallu sira hosi atividade projetu nian mak hatudu iha tabela tuir mai ne’e.



**Apêndise-6.1 Avaliasaun ba Seitor Floresta iha Timor-Leste**

**Atividade importante hosi Projektu JICA**

Rezultadu	Atividade Importante
1	1-1 Assiste comunidade lokal, especialmente lider suku, hodi desenvolve planu uza rai futuru ho regulamentu suku liu hosi parsipatoriu planu uza rai iha suku; 1-2 Ajuda lider suku anuncio, fahe, implementa, nonitor no avalia regulamentu iha suku; 1-3 Introdus jestaun rai ne'ebé sustentável, desenvolve vida moris, no tékniku reforestasaun ba suku; 1-4 Treinu comunidade lokal atu fasilita sira atu aplika tékniku ne'ebé presija ba jestaun rekursu naturais, hanesan produsaun ai oan, kuda ai, toos rai lolon, agrofloresta, no desenvolvimentu vida moris bazeia ba rekursu; 1-5 Assiste comunidade lokal, especialmente lider suku, maneja no proteje floresta no rekursu naturais iha suku tuir dalan sustentável.
2	2-1 halao número treinamentu ba staff DNF no MAP atu hasae sira nia kapasidade atu applika conceito jestaun rekursu naturais bazei ba komunidade iha suku seluk iha mota Laklo no Komoro; 2-2 Hasae kapasidade NGO rua no comunidade lokal relasiona ba suku tarjetu atu desenvolve mekanismu kona-ba floresta bazeia ba comunidade ne'ebé sustentável no jestaun rekursu naturais iha nivel suku; 2-3 Desenvolve manual no presedimentu ba stakeholder ne'ebé relevante ba floresta no jestaun rekursu naturais iha Timor-Leste atu ajuda sira introdus mekanismu kona-ba floresta bazeia ba comunidade ne'ebé sustentável no jestaun rekursu naturais ba iha suku seluk; no 2-4 Hasae kapasidade manejerial hosi staff DNF atu desenvolve senvisu no planu orsamento ho esplikasaun rasional.
3	3-1 Halao enkontru lubuk ida ho membro importante hosi DNF atu diskuti no analiza neccesario dokumento politika foun ba introdusaun/promosaun hosi floresta bazeia ba comunidade no conceito jestaun rekursu naturais iha tarjetu mota rua ne'e; 3-2 Assiste DNF iha preparasaun no finalijasaun hosi dokumento politika kona-ba promosaun hosi floresta bazeia ba comunidade no jestaun rekursu naturais; 3-3 Assiste DNF iha planu, estimasaun, no preparasaun planu servisu annual no orsamento kona-ba promosaun floresta bazeia ba comunidade no jestaun rekursu naturais iha tarjetu mota rua ne'e; no 3-4 Desenvolve presedimentu implementasaun no matadalan ba DNF atu promove no applika floresta bazeia ba comunidade no atividade jestaun rekursu naturais iha tarjetu mota rua ne'e.

Rekursu: Ekipa Projektu JICA (2012)

**1.5 Analiza Relasaun entre Politika Seitor Floresta no Projektu JICA CBNRM**

Enkontru ba dala tolu hosi ekipa traballu iha Augustu 7 no 10 sujere katak introdusaun/promosaun CB-NRM sei efetivu iha atinji objetivu hosi politika hosi politika seitor floresta. Tamba ne'e, avaliasaun sub seksaun oinsá atividade projetu bele kontribui ba implementasaun hosi stratejia objetivu politika relevante ba CBNRM. Stratejia hosi "Dezenvolvimentu Ambiente Negosiu Seitor Privada" la inklui iha asesmentu desde ne'e ladun relevante ba CB-NRM hanesan ne'ebé mak identifika hosi ekipa servisu iha enkontru ba dala tolu.

Tabela tuir mai hatudu relasaun entre stratejia hosi objetivu politika ekseptu "Dezenvolvimentu Ambiente Negosiu Seitor Privada" no atividade hosi Projektu JICA CB-NRM.

**Relasaun entre Projektu JICA no Politika Seitor Floresta**

**(1) Porsaun Floresta**

No	Stratejia	Effetivu hosi CBNRM	Atividade ne'ebé iha relasaun
1	Atu proteje floresta hotu hosi estraga ou lakon liu hosi programa ne'ebé sei hametin comunidade atu maneja floresta.	Relevante/Efetivu	1-1, 1-2, no 1-5
2	Atu autoriza no fornese direitu seguru ba comunidade rural iha lejislasaun floresta foun atu proteje, aforestasaun, hadia, no uja ba protesaun floresta no jestaun floresta ne'ebé sustentável, etc.	Relevante/Efetivu, maske la iha baze legal	1-1, 1-2, 1-5, 2-2
3	Atu determina no hatene legalmente rai no direitu uza floresta, approsimasaun jestaun rai no baliza suku iha Lei 01-2003 no lejislasaun floresta foun.	Relevante/Efetivu, maske la iha baze legal.	1-1, 1-2, no 1-5
4	Atu determina prioridade iha protesaun floresta iha dalan parsipatoriu in termus hosi fatin jeografia no klasifikasaun ekolojikal	Relevante/Effectivu	1-1 no 1-2
5	Atu introdus protesaun floresta spesifiku no jestaun inisiativu ho comunidade dependente floresta bazeia ba provizaun lejislasaun floresta foun.	Relevante/Effective	1-1, 1-2, and 1-3
6	Atu kria kategoria legal hosi area natureza ne'ebé protejidu liu hosi lejislasaun floresta foun.	La relevante/evvetivu	-

**Apêndise-6.1 Avaliasaun ba Seitor Floresta iha Timor-Leste**

No	Stratejia	Effetivu hosi CBNRM	Atividade ne'ebé iha relasaun
7	Atu proteje floresta no proteje area naturál hosi koileta ai no fatin ne'ebé mak la husik animal.	Relevante/Effetivu	1-1, 1-2, 1-5, no 2-2
8	Atu fornese ba xefi de suku ho autoridade legal iha lejislasaun floresta foun ba hametin preparasaun protesaun floresta.	Relevante/Effetivu, maske la iha baze legal.	1-1, 1-2, 1-5, no 2-2
9	Atu hari grupu voluntariu hosi floresta iha comunidade rural.	Relevante uituan, maibe la supporta legal hosi lejislasaun floresta foun ne'ebé presija.	1-1, 1-2, no 1-5
10	Atu hasae konsensia hosi importansia natureza no rejional ho efetivu no protesaun sustentável hosi floresta rai laran, DAS, no jeralmente hosi jestaun floresta no konservasaun ambiente.	Relevante uituan/efetivu	1-1 no 1-2
11	Atu hametin baze legal ba konservasaun ambiente liu hosi inklui ambiente ho konkordansia multilateral.	La relevante/efetivu	-
12	Atu proteje ekosistem hosi estraga ou lakon tamba kauza hosi peste ou dut.	La relevante/efetivu	-

Rekursu: Ekpa Projetu JICA (2012)

**(2) Komunitade no Partisipasaun privada iha Dezenvolvimentu Floresta**

No	Stratejia	Effetivadae hosi CBNRM	Relasaun ho aktividade
1	Atu hare ba direitu uza rai ba tempu naruk (hanesan rai comunidade no uza direitu floresta, baliza suku no pratika jestaun rai) iha provizaun lei kona-ba rai nia okos 01-2003 no rejislasaun Floresta foun ba comunidade lokal la to'o iha fin de 2020.	Relevante/efetivu maske laiha baze legal.	1-1, 1-2, and 1-5
2	Atu negosia no konklui konkordansia ne'ebé diak hosi kooperasaun, partisipasaun no jestaun floresta entre governu comunidade rural iha ikus tinan 2020.	Relevante/Effetivu, maske la iha baze legal.	1-1, 1-2, and 1-5
3	Atu involve viveiru comunidade iha dezenvolvimentu floresta bazeia ba stratejia hametin comunidade atu halao protesaun, jestaun no responsabilidade floresta seluk duke atu sira halo nune.	Relevante/Effetivu	1-1, 1-2, 1-3, 1-5, no 2-2
4	Atu rekoñese mekanismu ba rezulusaun hosi disputa rai entre comunidade. (Atu fornese lejitimada no autoridade efetivu iha rezulusaun disputa rai no lejislasaun floresta foun atu fasilita disputa rai ne'ebé atu rezolve.	Relevante/Effetivu	1-1, 1-2, no 1-5
5	Atu mantein benefisiu hosi floresta comunidade ba comunidade ne'ebé sei enkoraja atu investe sira nia fundu ba jestaun floresta foun no dezenvolvimentu comunidade lokal.	Relevante uituan/efetivu	1-1, 1-3, no 2-2
6	Atu dezenvolve iha konsultasaun ho komunnidade lokal, regulamentu floresta comunidade iha autoridade lejislasaun floresta foun.	Relevante/Effetivu	1-1, 1-2, no 1-5
7	Atu asegura katak floresta la konverte ba forma seluk hosi uza rai ne'ebé iha konflito ho jestaun floresta ne'ebé sustentável.	Relevante/Effetivu	1-1, 1-2, no 1-5
8	Atu fó hanoin ba suku hotu la liu hosi 2007 maske notisia no enkontru suku hosi eskopu, provizaun no implikasaun hosi politika floresta foun hanesan parte hosi approximasaun inkluzivu ba partisipasaun hosi comunidade rural iha implementasaun politika floresta.	La relevante/efetivu	-
9	Atu demonstra uza sustentável no ekolojikal hosi uza rai no sistema jestaun rai.	Relevante/Effetivu	1-1, 1-2, 1-5, no 2-2
10	Atu hapara toos muda ba mai hosi floresta dependente liu hosi introdusaun hosi hasae tékniku no pratika jestaun floresta ne'ebé sei hare ba ekolojikal ne'ebé aceita produsaun ai han no konservasaun floesta.	Relevante/Effetivu	1-1, 1-2, 1-3, 1-5, no 2-2
11	Atu dezenvolve matadalan floresta comunidade iha 2008 bazeia ba koñesementu no esperiencia ne'ebé hetan iha skala pilotu atu supporta ba approximasaun ne'e.	Relevante uituan/efetivu	3-1, 3-2, no 3-4
12	Atu dokumenta no publika koñesementu kona-ba protesaun floresta, rezulusaun disputa, jestaun floresta no produto laos ai iha ikus tinan 2008.	Effetivu	1-1, 1-2, and 1-5

Rekursu: Ekpa Projetu JICA (2012)

**Apêndise-6.1 Avaliasaun ba Seitor Floresta iha Timor-Leste**

**(3) Konservasaun DAS**

No	Stratejia	Efetividade hosi CBNRM	Relasaun ho atividade
1	Atu atinji efetivu protessaun hosi floresta hotu, iha tasi no foho la liu hosi 2020 hosi estraga ou menus hosi sunu, toos muda ba mai, tesi ai la tuir lei.	Relevante uituan/efetivu, hanesan skala hosi projetu ne'ebé limitado.	1-1, 1-2, 1-5, no 2-2
2	Atu emfasia iha protesaun floresta kona-ba restorasaun hosi DAS 10 ne'ebé degrada.	Relevante uituan/efetivu, hanesan skala hosi projetu limitado.	1-1, 1-2, no 1-3
3	Atu determina prioridade ba protessaun ba DAS la liu hosi 2008.	Relevante uiruan/efetivu, projetu foka ba DAS kritiku rua.	1-1, 1-2, no 1-5
4	Atu trata sunu ne'ebé akontese iha floresta no dut iha DAS hanesan offencia ba penalidade hosi lei iha lejislasaun foun floresta	Relevante/Efetivu	1-1, 1-2, 1-5, no 2-2
5	Atu prmove no enkorajen kooperasaun entre comunidade rural no governo liu hosi hametin comunidade rural iha provizaun lejislasaun floresta foun, servisu ekstensaun tékniku, agoresloresta no konkordansia jestaun floresta.	Relevante/Efetivu, maske la iha baze legal.	1-1, 1-2, 1-5, no 2-2
6	Atu promove hadia floresta no programa besik foho iha klase hotu rai floresta uza kuda foun, reforestasaun no metodo rejenerasaun natureza no inventive ekonomika realistik.	Relevante uituan/efetivu, skala projetu limitado.	1-3
7	Atu koopera liu hosi servisu inter ajencia grupu servisu ho ministerio relevante.	La relevante/efetivu	-
8	Atu planu, prepara, orsamento no halao programa peskija hosi DAS prioridade ne'ebé ass issu konservasaun ne'ebé sei supporta sustentabilidade jestaun floresta no allevasaun mukit.	Not relevante/effective	-

Rekursu: Ekipa Projetu JICA (2012)

**(4) Aforestasaun no Hadia rai**

No	Stratejia	Efetividade hosi CBNRM	Atividade ne'ebé iha Relasaun
1	Atu promove programa ekolojiku realistic hosi aforestasaun liu hosi kuda foun, resorestasaun, no rejenarasaun natureza.	Relevante uituan/efetivu, ho skala hosi projetu limitado.	1-3
2	Atu produs 50 % hosi suplai ai rai laran ba halao konstruzaun, manufaktur no ba uza seluk hosi plantasaun moris lokal iha tinan 2040.	Relevante uiruan/efetivu, skala hosi projetu limitado.	1-3
3	Atu halao inventoria ba espesifiku ai no rekursu floresta la os ai, la liu hosi tinan 2008, atu nune bele fornese téknikumente fundasaun ne'ebé diak hosi informsaun rekursu floresta ne'ebé diak no efetivu ba planu tempu naruk.	La relevante/efetivu	-
4	Atu fornese comunidade rural no parseiru sira seluk ho asesu ba merkado no advise kona-ba produto floresta.	La relevante/efetivu	-
5	Atu koopera ho comunidade iha rural kona-ba planu jestaun floresta, inklui zona, atu determina iha ne'ebé aforestasaun no relasaun ho silvikultur ne'ebé apropriadu hosi ekolojikal, fisiku, pontu de vista ekonomiku.	Relevante uituan/efetivu, hanesan programa reforestasaun la dun necessario koordena ho planu uza rai futuru.	1-1 no 1-3
6	Atu promove kooperasaun entre comunidade rural no governo liu hosi aloasaun jestaun uza rai tempu naruk no uza direitu ba aforestasaun, uja no aspeito seluk hosi protesaun floresta no jestaun.	Relevante/Efetivu	1-1, 1-2, 1-5, 2-2
7	Atu promove partisipasaun comunidade iha aforestasaun no atividade jestaun floresta.	Relevante/Efetivu	1-3
8	Atu planu, prepara no orsamento ba aforestasaun iha rai.	Relevante/Efetivu	1-3, 2-2, 2-4, no 3-3
9	Atu fó atensaun espesifiku ba produsaun hosi forneseamento ne'ebé sustentável ba ai sunu liu hosi aforestasaun atu satisfas ema iha DII no cidade seluk ba presija enerjia domestiku. - Konkordansia kontrato hosi produsaun ai sunu - introdusaun hosi sistema lisensa produsaun ai sunu - introdusaun salva enerjia hosi fugaun - formulaun politika nasional ba dezenvolvimentu rekursu energia alternativu	La relevante/effetiviu	-
10	Atu planu, prepara, orsamento no halao programa peskija hosi prioridade bot floresta ne'ebé hari, jestaun no issu uza floresta.	La relevante/effetiviu	-

Rekursu: Ekipa Projeto JICA (2012)

**(5) Dezenvolvimentu Institusional Seitor Floresta**

No	Stratejia	Effetividade CBNRM hosi	Atividade ne'ebé iha relasaun
1	Atu dezenvolve no mantein servisu foresta nasional ne'ebé sei adekuaudu ba staff ho treinamentu ne'ebé diak ba pessoal atu administra politika floresta no programa especificu dezenvolvimentu floresta.	La relevante/effetivu	-
2	Atu fornese oportunidade ba edukasaun tertiarío hosi pessoal ne'ebé hili ona iha floresta no topiku ne'ebé iha relasaun iha universidade iha rai liur. Spesifikamente, halo dobru número hosi staff DNF halao kualifikasaun tertiarío iha floresta no jestaun rekursu floresta iha tinan 2010.	La relevante/effetivu	-
3	Atu mantein nivel funudus no investementu iha seitor, ne'ebé adekuaudu atu implementa seitor politika floresta ne'ebé iha relasaun.	La relevante/effetivu	-
4	Atu habelar kapasidade tékniku no manajerial liu hosi dezeña, orsamento, organija no implementa treinamentu no progrma edukasaun hosi Governo no pessoal non governo iha aspeto hotu hosi jestaun floresta ne'ebé sustentavél, protesau, aforestasaun, ekstensaun, uza no trade.	Relevante uituan, efetivu, skala projetu limitado	2-2, 2-3, no 2-4
5	Atu fo treinu ba staff DNF, partikularmente iha municipiu, hanesan ekstensaun professional no jestaun pessol ne'ebé supporta ne'ebé bele fornese tékniku, uja no merkadoria ba komunidadade dependente floresta iha manjeira simpatetika, hanesan kontra regulamentu importante politika no lisensa.	Relevante uitian, efetivu, eskala hosi projetu limitado.	2-2 no 2-3
6	Atu enkoraja no applika metodo aprendijajen, inklui liu hosi monitoring hosi atividade operasaun, atu asegura dezenvolvimentu kontinuasaun iha nivel hotu hosi jestaun floresta no administrasaun. Atu hari kapasidade hosi parseiru hotu, especialmente komunidadade rural, maske “assaun aprendijajen” no programa ekstensaun iha protesau ambiente, agrikulturasustentavél no agrofloresta.	La relevante/effetivu	-
7	Atu hari no hametin institusional ho pratika jestaun rai liu hosi adaptasaun ba administrativu governo no manual.	Relevante/Effectivu	2-3, 3-2, no 3-4
8	Atu harii koordenasau ne'ebé efetivu no preparasaun kooperasaun entre seitor ne'ebé iha relasaun hosi cerimonia ne'ebé influensia seitor floresta, inklui instituzau internasional no kompania ho dezenvolvimentu floresta.	La relevante/effetivu	-
9	Atu asegura katak objetivu basiku hosi floresta sustentavél, protesau hosi floresta no DAS ne'ebé refleta efetivu iha planu dezenvolvimentu governo no strutura institusional atu atinji implemnetasaun hosi politika floresta.	Relevante/Effectivu	3-1, 3-2, no 3-4
10	Atu koordena no harmonija floresta no politika seitor floresta seluk no atividade iha konsultasaun ho parseiru ne'ebé apropriadu.	Relevante uituan/effetivu	3-2 no 3-4

Rekursu: Ekipa Projeto JICA (2012)

Rezultadu hosi asesmentu ne'ebé sujere katak Projeto sei kontribui ba implementasaun hosi stratejia ne'ebé tau iha objetivu politika hosi politika seitor floresta ekseptu “Dezenvolvimentu hosi Ambiente Negosiu Seitor Privada.”

**2. Analiza hosi Dekreitu Jestaun Floresta (2008)**

**2.1 Fundamentu**

Dekreitu jestaun floresta prepara iha 2008 ho assistensia hosi FAO. Maske dekreitu ne'e hatama ona ba parlamentu, maibé sedauk approva. Dekreitu ne'e klaru dehan katak direitu atu asesu, uza no maneja rekursu floresta bele fó ba komunidadade fornese katak sira troka konkordansia ho DNF kona-ba jestaun floresta. Seksaun analiza oinsá Projeto CB-NRM bele kontribui ba implementasaun hosi dekreitu assume sei approva.

## 2.2 Kompozisaun hosi Dekreitu

Dekreitu komposto hosi kapitulu 14 ou artigu 95.

## 2.3 Kapitulu Importante no Artigu hosi Dekreitu

Kapitulu tuir mai no artigu ne'ebé relevante ba CB-NRM no tenke konsidera iha preparasaun hosi politika foun kona-ba CB-NRM.

(1) Kapitulu 4: Demarkasaun Area Floresta, Inventoria, Planu Jestaun

### Artigu 28 Demarkasaun Area Floresta

*Area floresta TL klasifika ba kategoria hanesan tuir mai:*

- (1) *Statu Floresta:* Area floresta ruma moris naturál ou kuda iha rai governo nian
- (2) *Floresta komunidadade:* Floresta esplika iha Konkordansia Jestaun Komunidadade floresta
- (3) *Seitor Privada:* iha area floresta ne'ebé moris ou kuda iha rai laos governo nian ne'ebé privada tuir lejislasaun rai relevante.

**Komentariu hosi Ekipa Projetu JICA:** Konkordansia Jestaun Floresta Komunidadade hakerek iha dokumentu uza ba rekor no iha asesu ba rekursu floresta, uza no jestaun direitu ba komunidadade. Ne'e iha forma hosi konkordansia legal entre Diresaun Nasional floresta no Komunidadade. Konkordansia bele esbozu, interim, tempu naruk ou permanente depende ba status hosi aprovasaun formal hosi Diresaun Nasional, rejistrasaun hosi komunidadade direitu rai no propriedade, no klasifikasaun hosi area floresta.

*Direitur Nasional, ou ninia delegasaun, bele deklara area stadu floresta bele sai floresta komunidadade no asesu rekursu floresta no uza direitu liu hosi interim ou Konkordansia Jestaun Floresta Tempu Naruk.*

**Komentario hosi Ekipa Projetu JICA:** Komunidadade bele uza no maneja rekursu floresta iha area floresta estado no mos Konkordansia Jestaun Komunidadade Floresta ne'ebé foti ona.

(2) Kapitulu 5: Direitu Nain Rekursu Floresta no Kapitulu 6: Direitu komunidadade no Responsabilidade

### **Artigu 35 Publiku nia hare ba rekursu floresta**

1. *Estado tenke kaer fiar ba rekursu floresta hotu hodi naran Ema Timor Leste.*
2. *Estado tenke halao iha publiku ba rai floresta hotu no rekursu ne'ebé iha relasaun se laos nain hosi komunidadade, familia, individual ou entidade legal seluk.*

### **Artigu 41 Regulamentu komunidadade no Presedimentu**

1. *komunidadade ne'ebé reklama asesu, uza no jestaun direitu ba area floresta tenke:*
  - (1) *hari sira nia regulamentu no presedimentu kona-ba asesu no uza;*
  - (2) *formula no haforsa sira nia regulamentu no presedimentu ba konsistente ho rezulasaun disputa ho tradisaun lokal hosi tara bandu; no*

#### **Apéndice-6.1 Avaliasaun ba Seitor Floresta iha Timor-Leste**

- (3) *haforsa lei hotu, regulamentu, matadalan no regulamentu comunidade ou presedimentu governa asesu atu no uza rekursu floresta.*
2. *Regulamentu lokal no presedimentu tenke rejista ho Ministerio hosi Estadu halao lei ruma, regulamentu ou matadalan governa autoridade lokal.*
3. *Regulamentu lokal no presedimentu tenke inkorpora ba Konkordansia Jestaun Floresta Komunitade ne'ebé diak.*

**Komentario hosi Ekipa Projetu JICA:** Maske rai floresta sei iha fiar hosi estado, comunidade bele reklama asesu, uza no direitu jestaun ba area floresta hosi Konkordansia Jestaun Komunitade Floresta ho Diresaun Nasional.

Konkordansia Jestaun Floresta Komunitade tenke inklui i) regulamentu no presedimentu hare ba iha asesu no uza, ii) regulamentu no presedimentu ba disputa rezulasaun, no ii) regulamentu, matadalan no regulamentu comunidade ou presedimentu asesu governo atu no uza rekursu floresta.

#### **Artigu 42 Responsabilidade Komunitade**

*Komunitade iha rekursu floresta uza tuir obrigasaun hanesan tuir mai:*

1. *atu maneja area floresta sustentável;*
2. *atu observa termos no kondisaun hosi rekursu floresta balun uza direitu ne'ebé iha Dekreitu;*
3. *Atu prevene area floresta ba uza seluk sem aprova hosi governo.*

#### **Artigu 44 Direitu Uza Rekursu Floresta Komunitade**

1. *Komunitade asesu ba rekursu floresta no uza direitu tenke alloka no maneja liu hosi presedimentu, termos no kondisaun ba Konkordansia Jestaun Floresta comunidade.*
2. *DNF bele fo interinu, tempu naruk ou asesu rekursu foresta permanente no uza dirento ba comunidade liu hosi formal tama ba iha Konkordansia Jestaun Floresta Komunitade.*
3. *Asesu Komunitade floresta uza direitu ne'ebé konsisten ho direitu propriedade relevante ne'ebé rejisto ho Ministerio Justica.*
4. *Kuandu comunidade iha direitu ba rai no propriedade ne'ebé mak la rejistu, asesu rekursu floresta no uza direitu inklui iha esbosu ou Konkordansia Jestaun Floresta Komunitade interinu tenke rekoñese rai comunidade no asesu rekursu floresta no uza direitu, inklui ne'ebé mak diak hosi Tara Bandu.*

**Komentario hosi Ekipa Projetu JICA:** DNF sei autoriza governo atu iha asesu rekursu, uza, no jestaun diretio ba floresta ho troka Konkordansia Jestaun Floresta Komunitade.

Iha Konkordansia Jestaun Floresta Komunitade, comunidade bele hare atu maneja area floresta ne'ebé sustentável, hare no hametin regualmento ne'ebé defini hosi Konkordansia Jestaun Floresta Komunitade, no prevene konverte ba usu seluk.



## **Kapitulu 7 Alokasaun Presedimentu ba Direitu Uza Rekursu Floresta Komunitade**

### **Artigu 52 Rekeremento Konsultasaun**

*Asesu rekursu floresta, uza no direitu maneja tenke rekoñese maske presesu loka konsultasaun transparan ho komunitade sira ne'e, familia, individual ou ema legal seluk ne'ebé iha direitu bele affeta hosi determinasaun ne'e.*

**Komentario hosi Ekipa Projetu JICA:** regulamentu iha Konkordansia Jestaun Floresta Komunitade tenke iha diskussaun aberta hosi komunitade sira hotu iha suku.

### **Artigu 53 Uza Konkordansia Jestaun Floresta Komunitade**

*Presesu halo esbozu no tama ba Konkordansia Jestaun Floresta Komunitade tenke uza ba alokasaun no rekoñesementu hosi asesu rekursu floresta komunitade, uza no direitu jestaun.*

### **Artigu 54 Asistensia Konkordansia Jestaun Floresta Komunitade**

- 1. Autoridade Lokal relevante hotu, guarda floresta, official floresta sira iha Nasional, nivel rejional no Municipiu, no Autoridade governo seluk tenke iha responsabilidade atu assiste komunitade iha halo esbozu no implantasaun Konkordansia Floresta Komunitade.*
- 2. Entidade seluk bele assiste komunitade iha drafta no implementasaun Konkordansia Jestaun Floresta, inklui maibe la liite ba, sociedade civil, lokal no internasional NGO, organijasaun doadores, individual, no membro sira hosi seitor privada.*

**Komentario hosi Ekipa Projetu JICA:** DNF tenke assiste komunitade kona-ba regulamentu no presedimentu asesu governa, uza no jestaun rekursu floresta ho ou sem assistensia hosi organijasaun sira seluk.

### **Artigu 55 Termus no Kondisaun hosi Konkordansia Jestaun Floresta Komunitade**

*Konkordansia Jestaun Floresta Komunitade hotu tenke:*

- 1. hasai iha dalan ne'ebé justu no transparansia tuir formatu tradisaun ne'ebé konkorda hosi asesu no uza, no inkorpora prinsipal hosi Tara Bandu;*
- 2. konsidera direitu ba asesu no uza hosi komunitade relevante hotu, individual no entidade legal seluk;*
- 3. konsisten ho aplikabel nasional, ou planu jestaun floresta municipiu;*
- 4. identifika area floresta akurat no rekursu ne'ebé inklui ou refleta hosi direitu ne'ebé iha;*
- 5. inklui mapa iha skala hosi pelmenus 1:25,000;*
- 6. spesifika asesu natureza, uza no direitu jestaun ba komunitade;*
- 7. spesifika familia, grupu, ou individual ho komunidde ne'ebé inklui iha Konkordansia Jestaun Floresta Komunitade;*
- 8. identifika individual hosi komunitade ne'ebé responsabilidade ba representa komunitade ba objetivu hosi Assina Konkordansia Jestaun Floresta Komunitade;*
- 9. inklui regulamentu no presedimentu kona-ba asesu no uza;*
- 10. inklui informasaun relevante relasiona ba konkordansia inter komunitade;*

11. *esplika jestaun objetivu ba area floresta no rekursu iha konkordansia Jestaun Floresta comunidade;*
12. *inklui preparasaun koileta sustentável ou planu ba rekursu floresta;*
13. *inklui protessaun ruma ou preparaun konsersasaun;*
14. *inklui mekanismu fahe benefisiu;*
15. *esplika funsaun hosi Autoridade Lokal relevante, guarda floresta, oficial floresta sira.*

**Komentario hosi EKipa Projeto JICA:** Konkordansia Jestaun Floresta Komunitaria tenke inklui: i) regulamentu governa asesu, uza, no jestaun floresta, ii) mapa iha eskala pelemnus 1: 25,000, iii) tipu no natureza uza direitu, iv) comunidade ne'ebé iha direitu, v) jestaun tarjetu hosi area floresta ne'ebé refere, vi) planu koileta, vii) planu konsersasaun, viii) sistema fahe benefisiu, no ix) funsaun no responsabilidade hosi parseiru sira.

## **2.4 Konkluzau**

### **(1) Jerál**

Dekreitu jestaun floresta propoin atu aloka asesu floresta, uza no direitu uza ba komuniade lokal kona-ba kondisaun ne'ebé comunidade lokal hetan ba konkordansia kona-ba uza sustentabilidade no jestaun rekursu floresta iha sira nia fatin. Ekipa projeto JICA fiar katak approximasaun realistiku ba susesu hosi jestaun sustentabilidade hosi rekursu floresta iha rai laran konsidera sirkumstansia agora MAP/DNF, ne'ebé mak la iha baze legal atu proteje rekursu floresta desde independensia; kapasidade hosi MAP/DNF atu regula atividade eksplorasau ne'ebé sei limite; no sistema rejistrasau rai sistematik ne'ebé iha ona.

Iha liafuan seluk, “Komunidade floresta”/“Jestaun Floresta Bazeia ba Komuniade,” ou CBNRM iha termus luan, bele sai xavi approximasaun ba protessaun hosi rekursu floresta iha Timor-Leste maske antes dekreitu ne'e implementa.

### **(2) Relasaun ba approximasaun JICA CBNRM**

Planu Pariticipatoriu Uza Rai (PLUP) introdus no demonstra hosi Projeto JICA bele sai approximasaun prinsipal ba susesu ne'ebé sustentável hosi CB-NRM iha mota tarjetu, tamba ne'e ajuda comunidade lokal dezenvolve planu uza rai futuru ho regulamentu no jestaun rekursu floresta. Liu hosi presesu PLUP, comunidade lokal bele: i) asesu floresta no rekursu relasaun ho floresta iha suku; ii) diskuti oinsá atu uza, maneja no proteje floresta no rekursu relasaun hos floresta iha suku; iii) determina rai no jestaun floresta tarjetu konsidera objetivu no funsaun floresta; iv) prepara appresenta no mapa uza rai futuru iha skala pelmenus 1:10,000; no iv) dezenvolvimentu regulamentu kona-ba jestaun floresta liu hosi revisaun regulamentu tradisional ne'e uza iha tempu Portugese.

Tamba presesu hosi PLUP no rezultadu ne'ebé halo liu hosi presesu kobre maioria termus hotu no kondisaun ne'ebé presija ba Konkordansia Jestaun floresta Komuniade iha Dekreitu, PLUP konsidera hanesan presesu importante banhira dekreitu implementa iha futuru.

