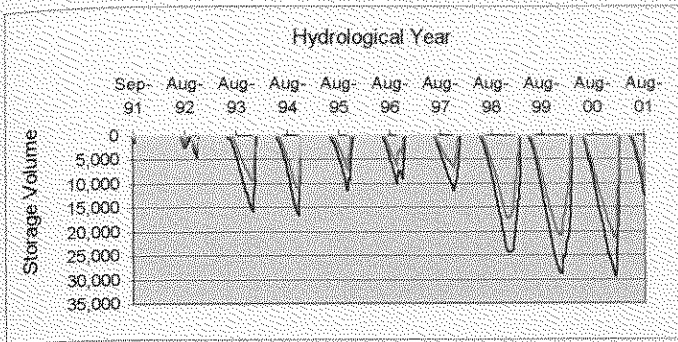
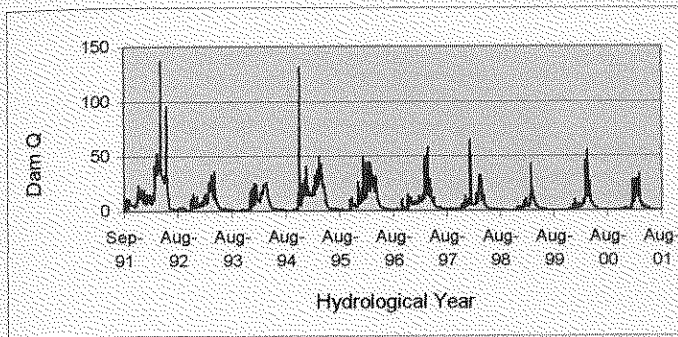


Annex 5
Dam Development Potential



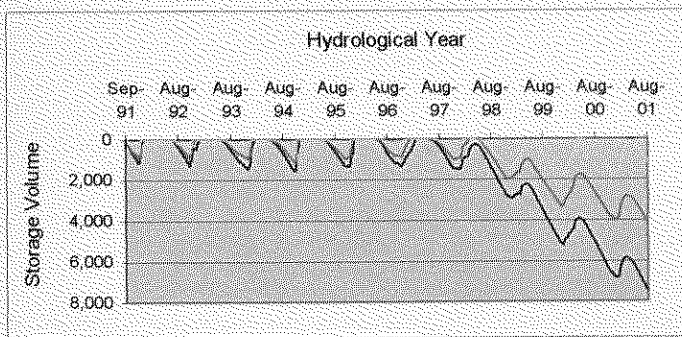
No. 201 Janneh		
Planned Storage (MCM)	30	
Catchment Area (Km2)	239	
Maintenance Q (m3/s)	0.016	
Gauging Station	No. 223	
Water Development	Q (m3/s)	Storage V (MCM)
Case 1	1.90	29.46
Case 2	1.50	21.52
Case 3	1.00	11.71



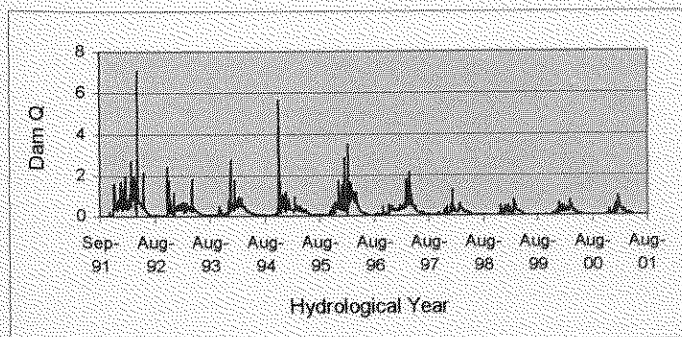
Intake throughout the year

1st figure: Storage Volume (1,000 m3)
2nd figure: Dam Inflow (Q= m3/s)

Figure 1 Surface Water Development by Dam (Janneh Dam)



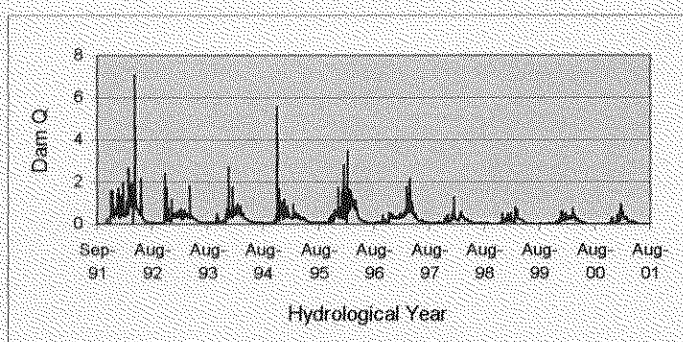
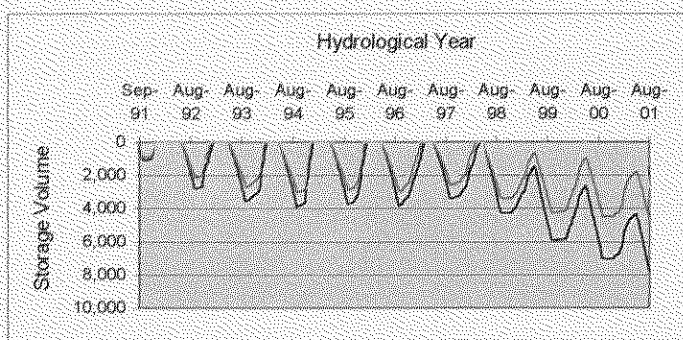
No. 202 Chabrouh		
Planned Storage (MCM)	8	
Catchment Area (Km2)	11	
Maintenance Q (m3/s)	0.003	
Gauging Station	No. 228	
Water Development	Q (m3/s)	Storage V (MCM)
Case 1	0.16	7.50
Case 2	0.13	4.10
Case 3	0.10	1.81



Intake throughout the year

1st figure: Storage Volume (1,000 m3)
2nd figure: Dam Inflow (Q= m3/s)

Figure 2 Surface Water Development by Dam (Chabrouh Dam)

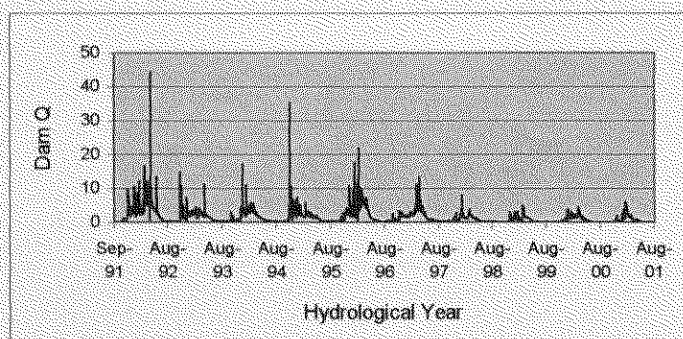



No. 202 Chabrouh		
Planned Storage (MCM)	8	
Catchment Area (Km2)	11	
Maintenance Q (m3/s)	0.003	
Gauging Station	No. 228	
Water Development	Q (m3/s)	Storage V (MCM)
Case 1	0.43	7.76
Case 2	0.35	4.60
Case 3	0.30	3.20

Intake from June to September

1st figure: Storage Volume (1,000 m3)
2nd figure: Dam Inflow (Q= m3/s)

Figure 3 Surface Water Development by Dam (Chabrouh Dam)

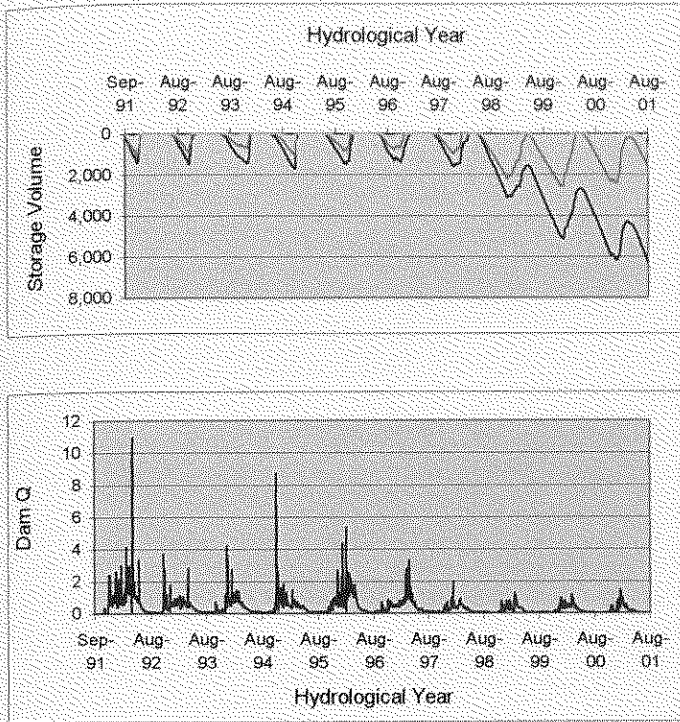


No. 203 Mayrouba		
Planned Storage (MCM)	20	
Catchment Area (Km2)	69	
Maintenance Q (m3/s)	0.021	
Gauging Station	No. 228	
Water Development	Q (m3/s)	Storage V (MCM)
Case 1	0.75	19.91
Case 2	0.70	15.73
Case 3	0.60	10.30

Intake throughout the year

1st figure: Storage Volume (1,000 m3)
2nd figure: Dam Inflow (Q= m3/s)

Figure 4 Surface Water Development by Dam (Mayrouba Dam)

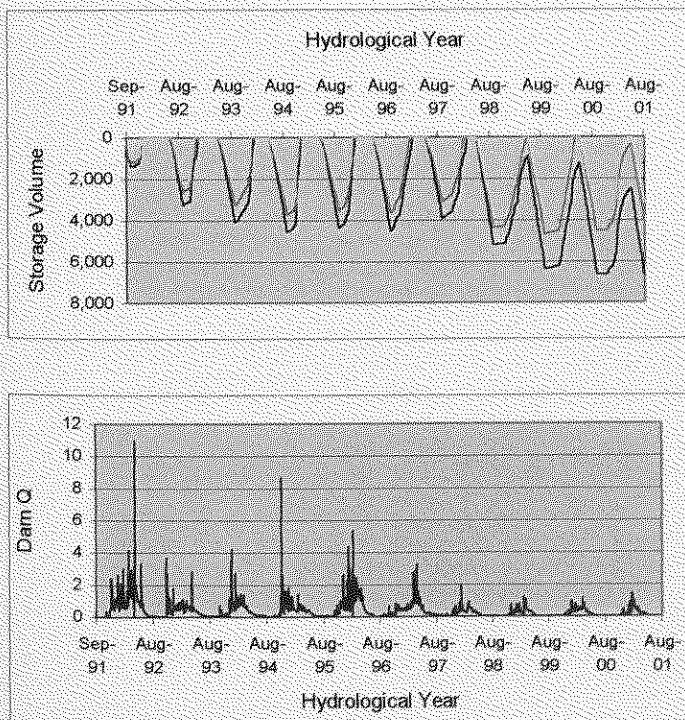


No. 204 Boqaata		
Planned Storage (MCM)	7	
Catchment Area (Km2)	17	
Maintenance Q (m3/s)	0.005	
Gauging Station	No. 228	
Water Development	Q (m3/s)	Storage V (MCM)
Case 1	0.20	6.28
Case 2	0.15	2.59
Case 3	0.10	1.60

Intake throughout the year

1st figure: Storage Volume (1,000 m3)
2nd figure: Dam Inflow (Q= m3/s)

Figure 5 Surface Water Development by Dam (Boqaata Dam)

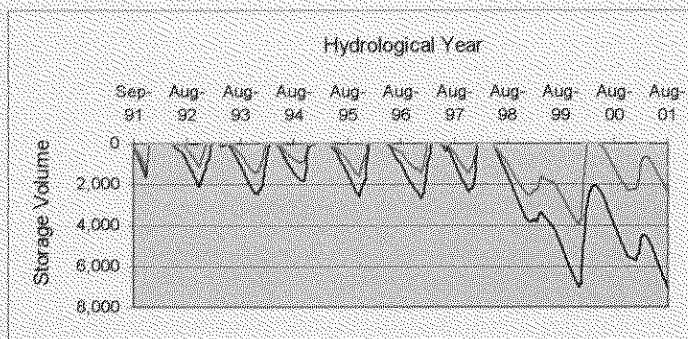


No. 204 Boqaata		
Planned Storage (MCM)	7	
Catchment Area (Km2)	17	
Maintenance Q (m3/s)	0.005	
Gauging Station	No. 228	
Water Development	Q (m3/s)	Storage V (MCM)
Case 1	0.53	6.71
Case 2	0.45	4.67
Case 3	0.40	4.07

Intake from June to September

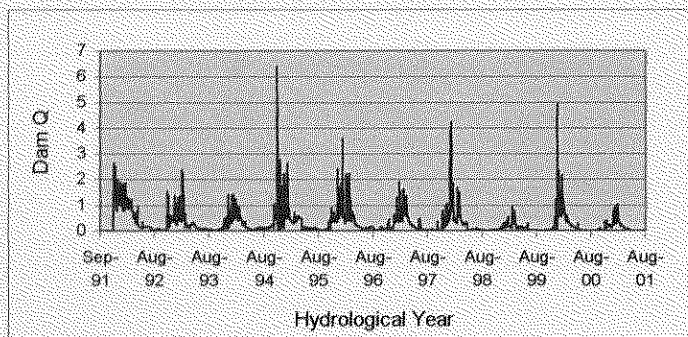
1st figure: Storage Volume (1,000 m3)
2nd figure: Dam Inflow (Q= m3/s)

Figure 6 Surface Water Development by Dam (Boqaata Dam)



No. 205 Azzounie		
Planned Storage (MCM)	8	
Catchment Area (Km2)	13	
Maintenance Q (m3/s)	0.004	
Gauging Station	No. 238	
Water Development	Q (m3/s)	Storage V (MCM)
Case 1	0.21	7.05
Case 2	0.15	3.99
Case 3	0.11	1.96

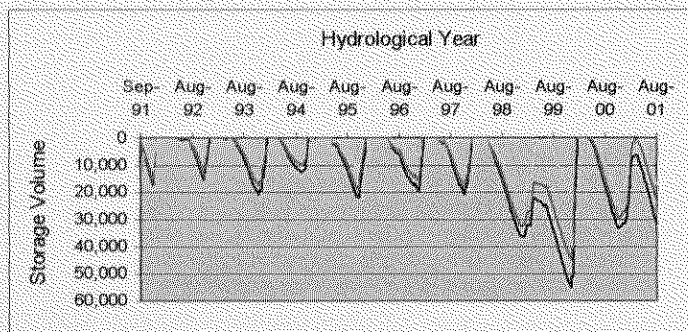
Intake throughout the year



1st figure: Storage Volume (1,000 m3)

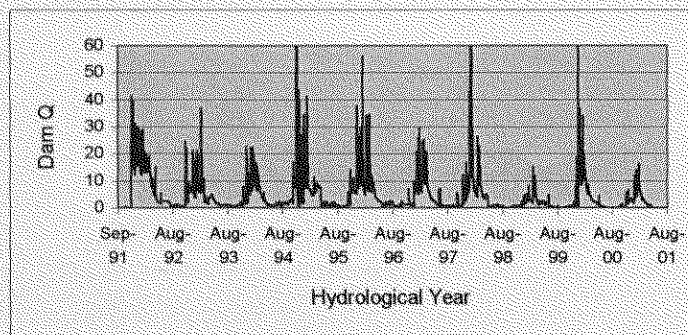
2nd figure: Dam Inflow (Q= m3/s)

Figure 7 Surface Water Development by Dam (Azzounie Dam)



No. 206 Damour		
Planned Storage (MCM)	60	
Catchment Area (Km2)	203	
Maintenance Q (m3/s)	0.065	
Gauging Station	No. 238	
Water Development	Q (m3/s)	Storage V (MCM)
Case 1	2.20	55.24
Case 2	2.00	45.08
Case 3	1.50	22.54

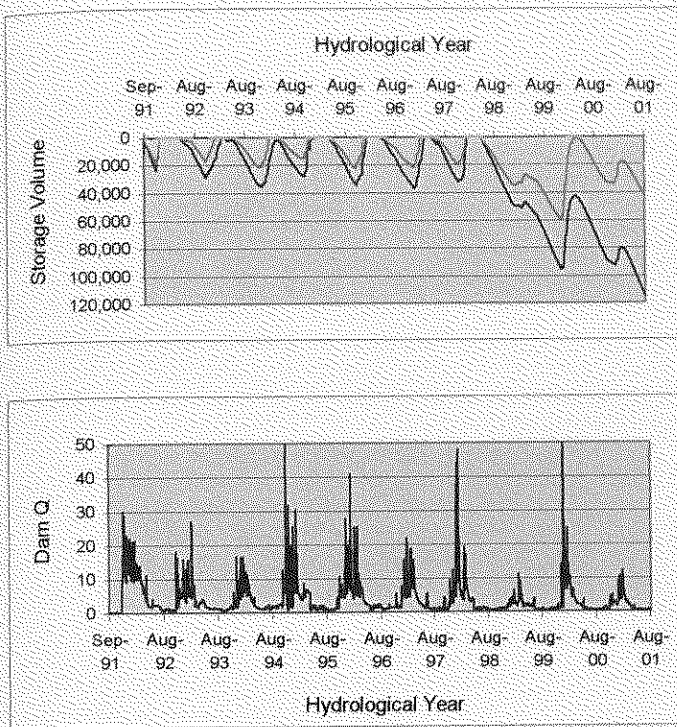
Intake throughout the year



1st figure: Storage Volume (1,000 m3)

2nd figure: Dam Inflow (Q= m3/s)

Figure 8 Surface Water Development by Dam (Damour Dam)

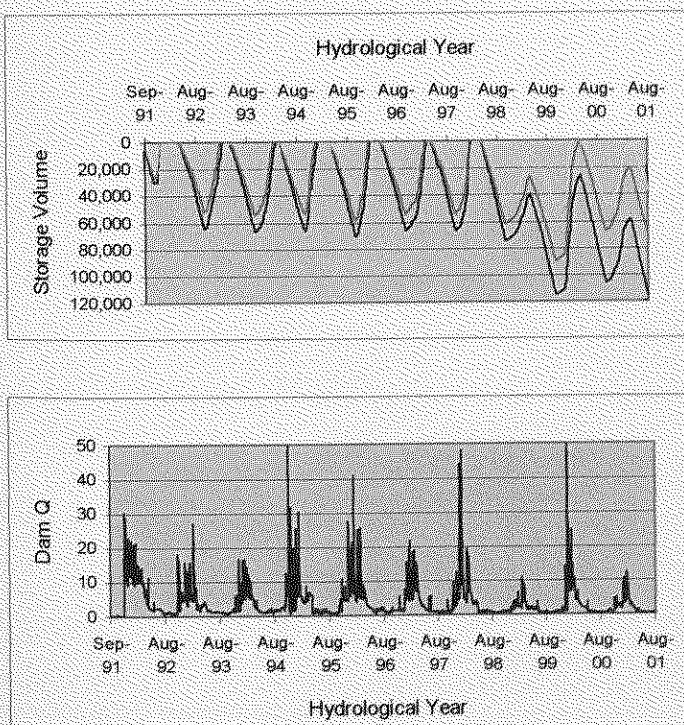


No. 207 Bisri		
Planned Storage (MCM)	120	
Catchment Area (Km2)	214	
Maintenance Q (m3/s)	0.068	
Gauging Station	No. 473	
Water Development	Q (m3/s)	Storage V (MCM)
Case 1	3.20	115.03
Case 2	2.50	60.46
Case 3	2.00	35.03

Intake throughout the year

1st figure: Storage Volume (1,000 m3)
2nd figure: Dam Inflow (Q= m3/s)

Figure 9 Surface Water Development by Dam (Bisri Dam)

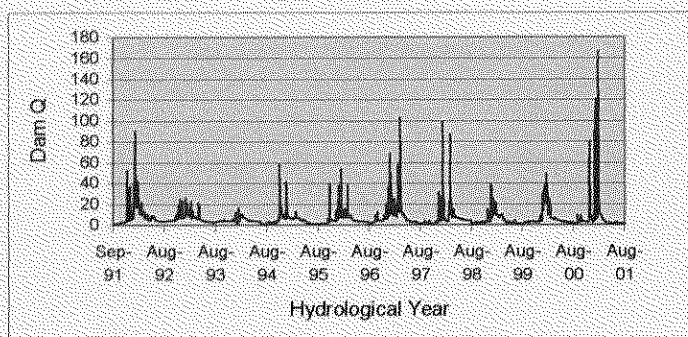
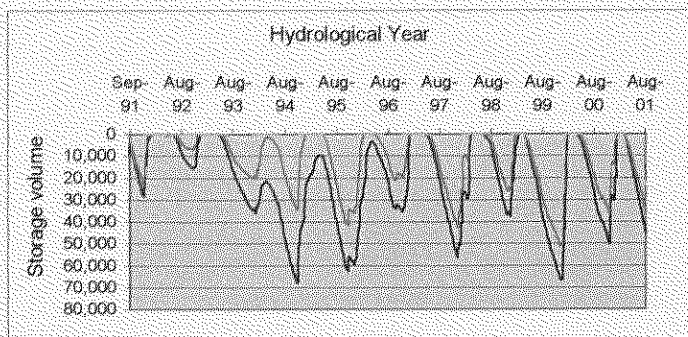


No. 207 Bisri		
Planned Storage (MCM)	120	
Catchment Area (Km2)	214	
Maintenance Q (m3/s)	0.068	
Gauging Station	No. 473	
Water Development	Q (m3/s)	Storage V (MCM)
Case 1	5.80	115.58
Case 2	5.00	89.47
Case 3	3.80	51.32

Intake from May to October

1st figure: Storage Volume (1,000 m3)
2nd figure: Dam Inflow (Q= m3/s)

Figure 10 Surface Water Development by Dam (Bisri Dam)

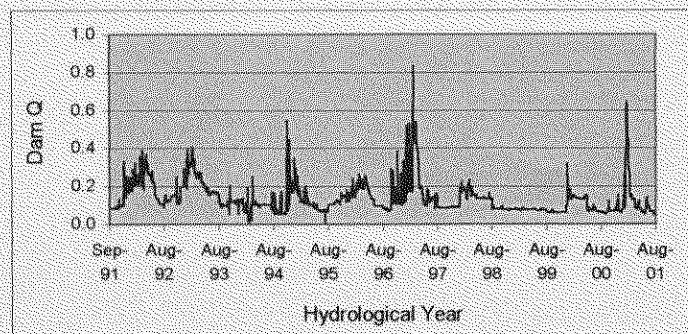
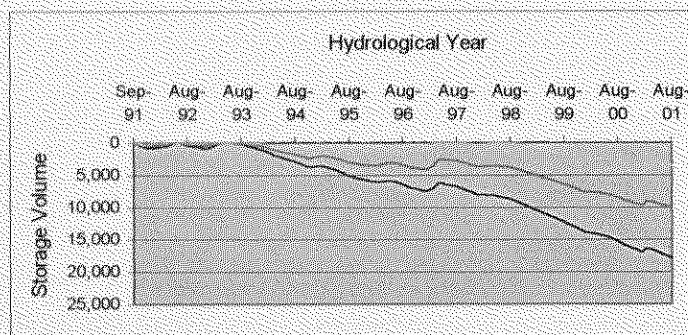


No. 301 Noura Et Tahta		
Planned Storage (MCM)	70	
Catchment Area (Km2)	552	
Maintenance Q (m3/s)	0.638	
Gauging Station	No 101	
Water Development	Q (m3/s)	Storage V (MCM)
Case 1	4.70	68.08
Case 2	4.00	51.45
Case 3	3.00	29.81

Intake throughout the year

1st figure: Storage Volume (1,000 m3)
2nd figure: Dam Inflow (Q= m3/s)

Figure 11 Surface Water Development by Dam (Noura Et Tahta Dam)

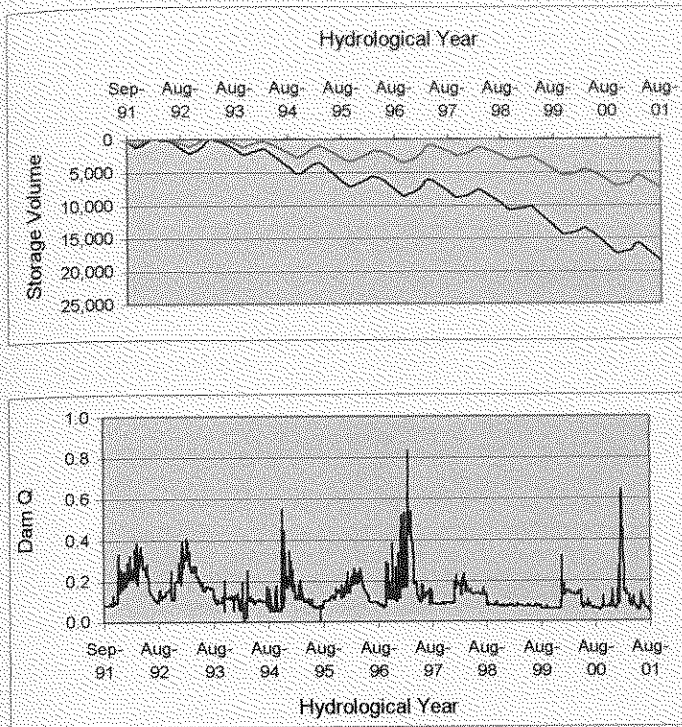


No. 302 Qarqaf		
Planned Storage (MCM)	20	
Catchment Area (Km2)	11	
Maintenance Q (m3/s)	0.029	
Gauging Station	No 108	
Water Development	Q (m3/s)	Storage V (MCM)
Case 1	0.16	17.90
Case 2	0.13	10.17
Case 3	0.10	3.60

Intake throughout the year

1st figure: Storage Volume (1,000 m3)
2nd figure: Dam Inflow (Q= m3/s)

Figure 12 Surface Water Development by Dam (Qarqaf Dam)

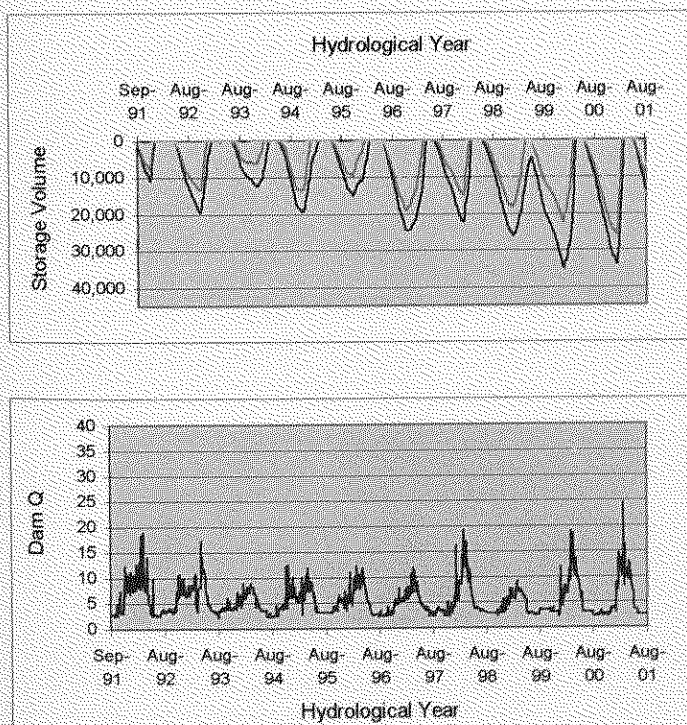


No. 302 Qarqaf		
Planned Storage (MCM)	20	
Catchment Area (Km ²)	11	
Maintenance Q (m ³ /s)	0.029	
Gauging Station	No. 108	
Water Development	Q (m ³ /s)	Storage V (MCM)
Case 1	0.27	18.62
Case 2	0.20	7.43
Case 3	0.12	1.60

Intake from April to October

1st figure: Storage Volume (1,000 m³)
2nd figure: Dam Inflow (Q= m³/s)

Figure 13 Surface Water Development by Dam (Qarqaf Dam)

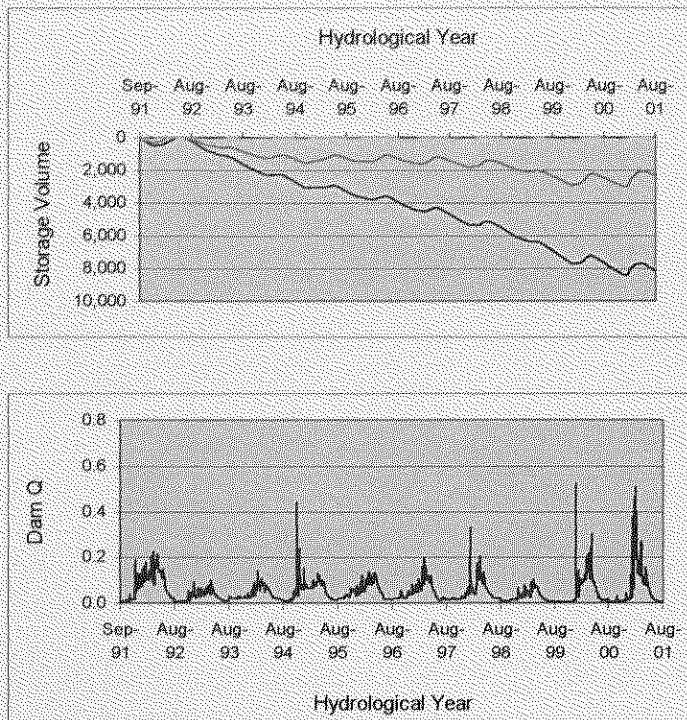


No. 303 Bared		
Planned Storage (MCM)	40	
Catchment Area (Km ²)	257	
Maintenance Q (m ³ /s)	0.146	
Gauging Station	No. 111	
Water Development	Q (m ³ /s)	Storage V (MCM)
Case 1	4.40	35.04
Case 2	4.00	25.75
Case 3	3.50	15.86

Intake throughout the year

1st figure: Storage Volume (1,000 m³)
2nd figure: Dam Inflow (Q= m³/s)

Figure 14 Surface Water Development by Dam (Bared Dam)



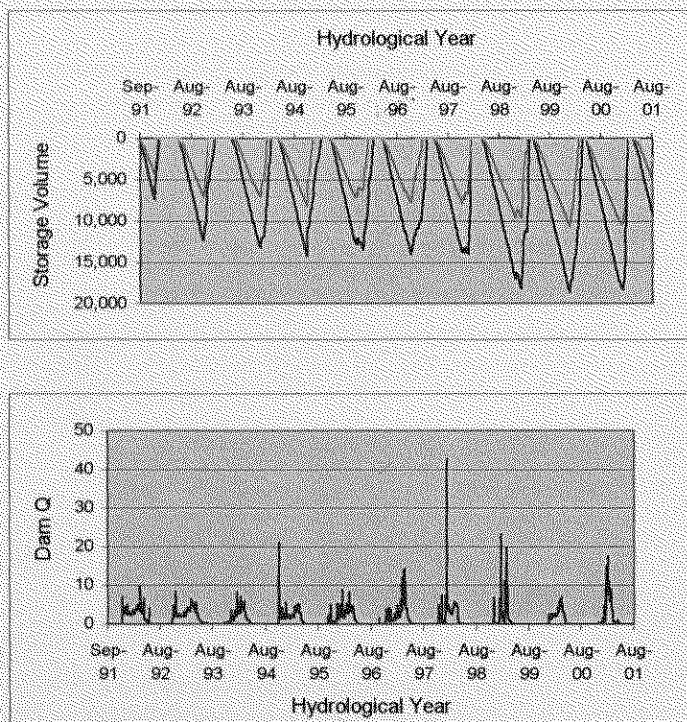
No. 304 Iaal		
Planned Storage (MCM)		10
Catchment Area (Km ²)		4
Maintenance Q (m ³ /s)		0.004
Gauging Station		No. 117
Water Development	Q (m ³ /s)	Storage V (MCM)
Case 1	0.07	8.44
Case 2	0.05	3.02
Case 3	0.03	0.55

Intake throughout the year

1st figure: Storage Volume (1,000 m³)

2nd figure: Dam Inflow (Q= m³/s)

Figure 15 Surface Water Development by Dam (Iaal Dam)



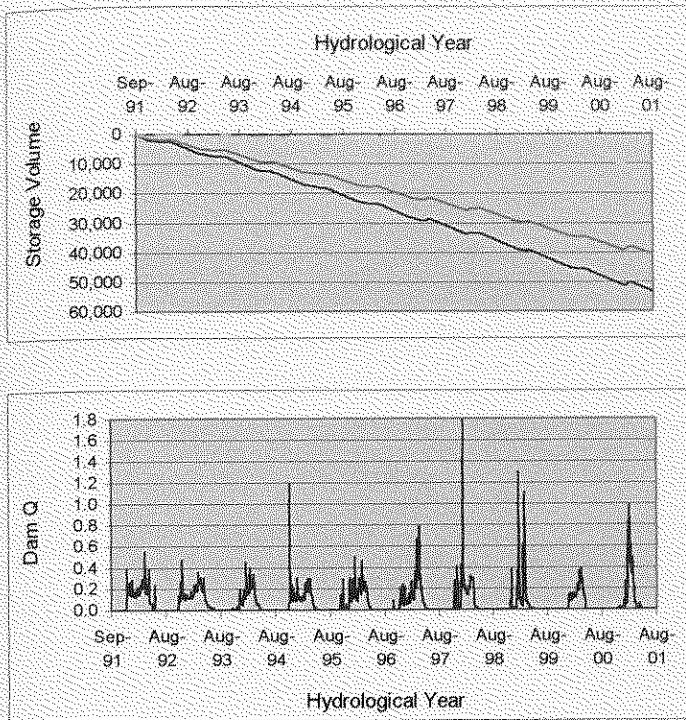
No. 305 Nahr El Jaouz		
Planned Storage (MCM)		20
Catchment Area (Km ²)		180
Maintenance Q (m ³ /s)		0
Gauging Station		No. 120
Water Development	Q (m ³ /s)	Storage V (MCM)
Case 1	0.85	18.62
Case 2	0.50	10.67
Case 3	0.30	6.20

Intake throughout the year

1st figure: Storage Volume (1,000 m³)

2nd figure: Dam Inflow (Q= m³/s)

Figure 16 Surface Water Development by Dam (Nahar El Jaouz Dam)

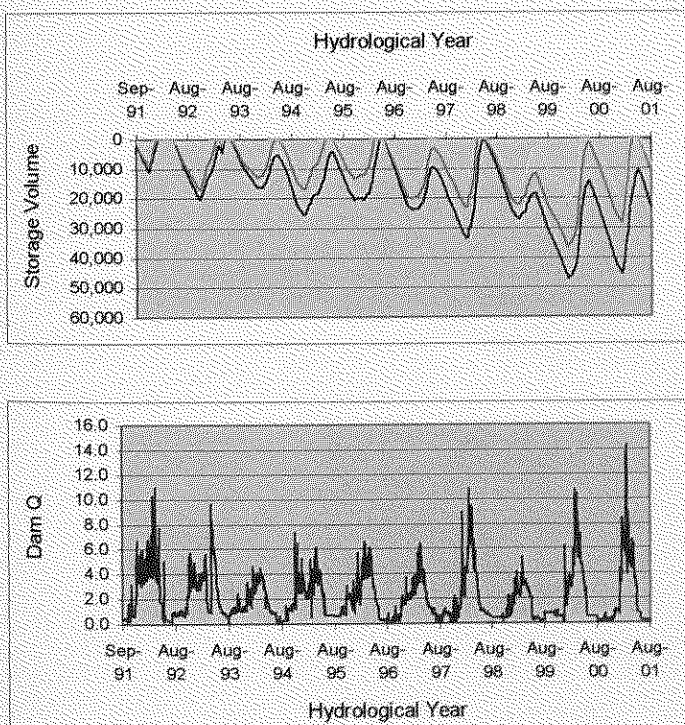


No. 306 Dar Beachtar		
Planned Storage (MCM)	55	
Catchment Area (Km2)	10	
Maintenance Q (m3/s)	0	
Gauging Station	No. 120	
Water Development	Q (m3/s)	Storage V (MCM)
Case 1	0.24	53.42
Case 2	0.20	40.79
Case 3	0.10	9.96

Intake throughout the year

1st figure: Storage Volume (1,000 m3)
2nd figure: Dam Inflow (Q= m3/s)

Figure 17 Surface Water Development by Dam (Dar Beachtar Dam)

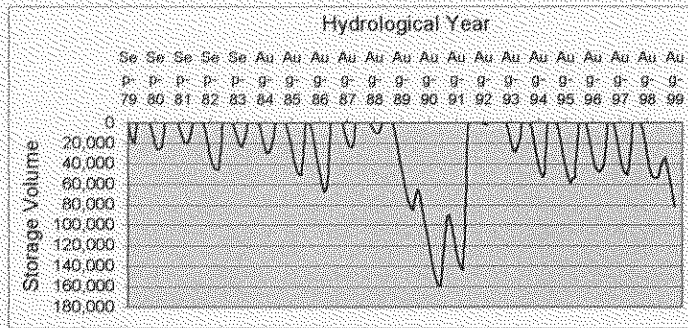


No. 306 Dar Beachtar		
Planned Storage (MCM)	55	
Catchment Area (Km2)	10	
Maintenance Q (m3/s)	0	
Gauging Station	No. 120	
Water Development	Q (m3/s)	Storage V (MCM)
Case 1	2.00	47.19
Case 2	1.80	36.58
Case 3	1.50	21.20

Intake throughout the year
Water conveyance from Abou Ali

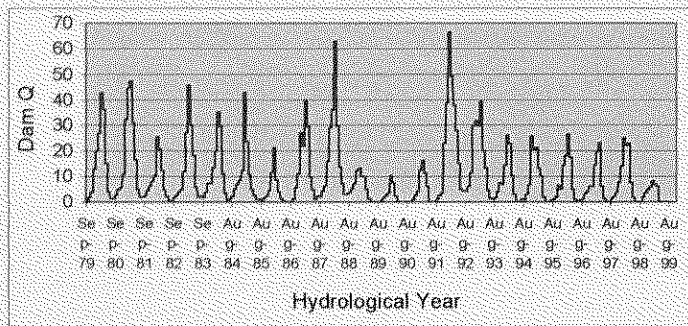
1st figure: Storage Volume (1,000 m3)
2nd figure: Dam Inflow (Q= m3/s)

Figure 18 Surface Water Development by Dam (Dar Beachtar Dam)



No. 500 Qaraoun		
Planned Storage (MCM)	160	
Catchment Area (Km ²)	1538	
Maintenance Q (m ³ /s)	0.108	
Gauging Station	Dam	
Water Development	Q (m ³ /s)	Storage V (MCM)
Case I	4.47	159.98

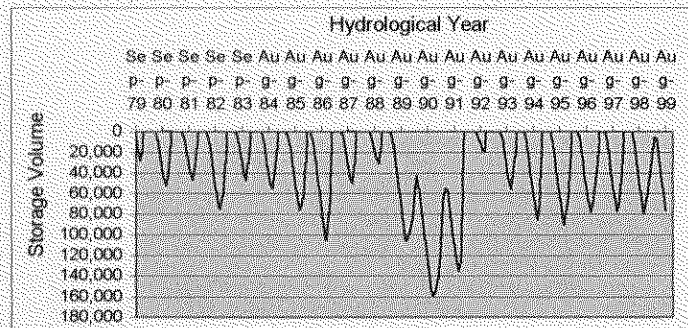
Intake throughout the year



1st figure: Storage Volume (1,000 m³)
2nd figure: Dam Inflow (Q= m³/s)

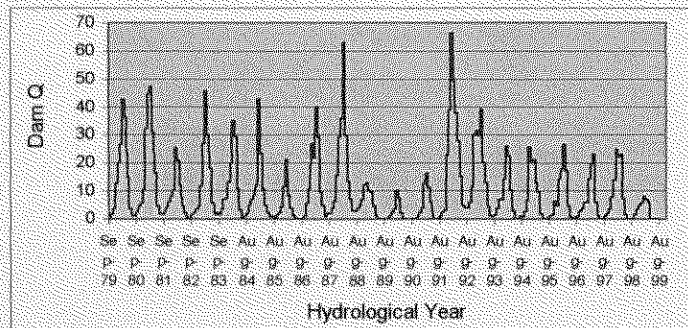
Monthly average discharges are adopted due to the lack of daily data.

Figure 19. Surface Water Development by Dam (Qaraoun Dam)



No. 500 Qaraoun		
Planned Storage (MCM)	160	
Catchment Area (Km ²)	1538	
Maintenance Q (m ³ /s)	0.092	
Gauging Station	Dam	
Water Development	Q (m ³ /s)	Storage V (MCM)
Case I	6.50	159.20

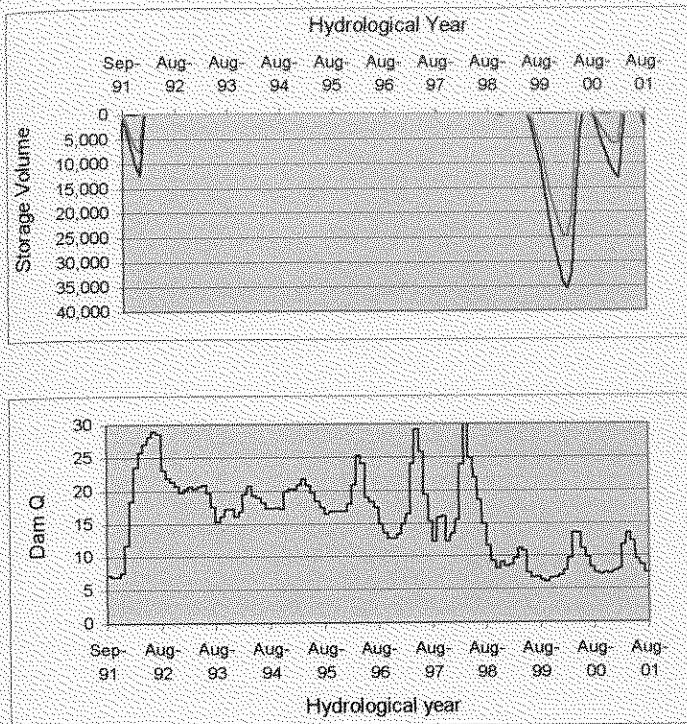
Intake from April to October



1st figure: Storage Volume (1,000 m³)
2nd figure: Dam Inflow (Q= m³/s)

Monthly average discharges are adopted due to the lack of daily data.

Figure 20 Surface Water Development by Dam (Qaraoun Dam)



No. 501 Assi		
Planned Storage (MCM)	37	
Catchment Area (Km2)	1405	
Maintenance Q (m3/s)	3.386	
Gauging Station	No. 345	
Water Development	Q (m3/s)	Storage V (MCM)
Case 1	4.95	35.59
Case 2	4.50	24.94
Case 3	4.00	14.08

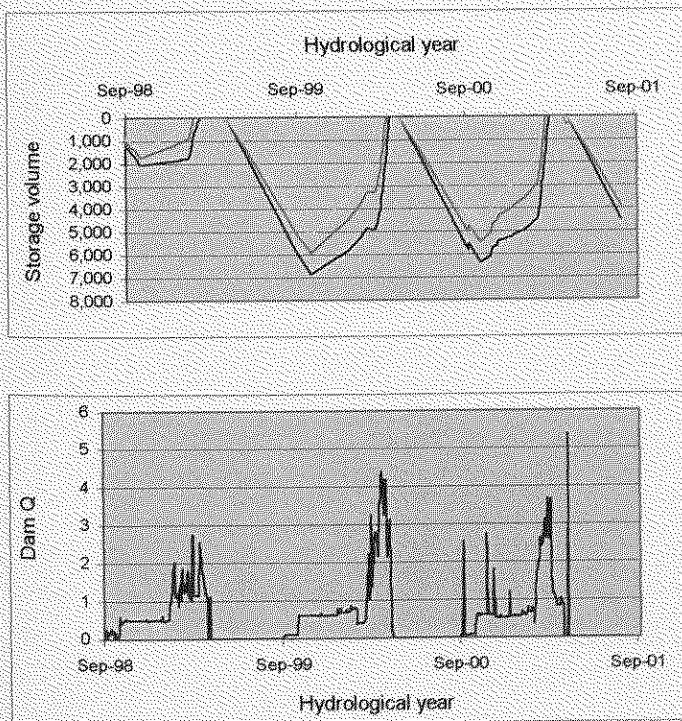
Intake throughout the year

1st figure: Storage Volume (1,000 m3)

2nd figure: Dam Inflow (Q= m3/s)

* Monthly average discharges are adopted due to the lack of daily discharge data.

Figure 21 Surface Water Development by Dam (Assi Dam)



No. 502 Younine		
Planned Storage (MCM)	7	
Catchment Area (Km2)	5	
Maintenance Q (m3/s)	0	
Gauging Station	No. 354	
Water Development	Q (m3/s)	Storage V (MCM)
Case 1	0.46	6.85
Case 2	0.40	5.92
Case 3	0.35	5.15

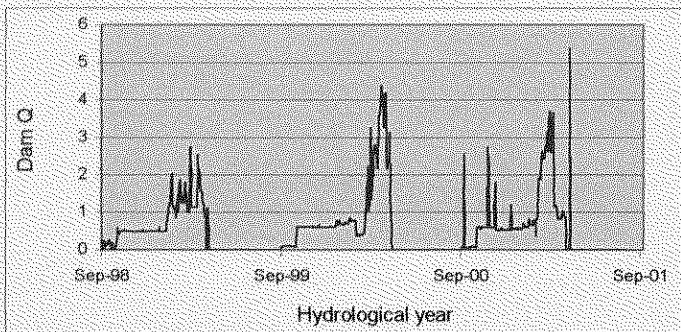
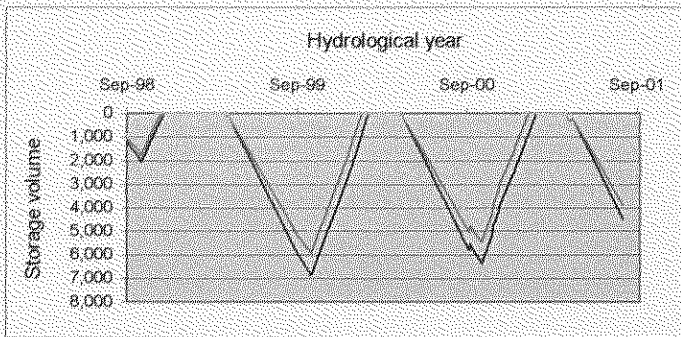
Intake throughout the year

1st figure: Storage Volume (1,000 m3)

2nd figure: Dam Inflow (Q= m3/s)

Dam inflow is form Yammounch Spring.

Figure 22 Surface Water Development by Dam (Younine Dam)



No. 502 Younine		
Planned Storage (MCM)	7	
Catchment Area (Km2)	5	
Maintenance Q (m3/s)	0	
Gauging Station	No. 354	
Water Development	Q (m3/s)	Storage V (MCM)
Case 1	0.46	6.85
Case 2	0.40	5.92
Case 3	0.35	5.15

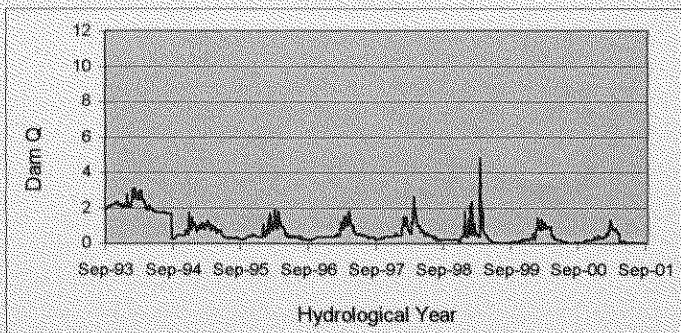
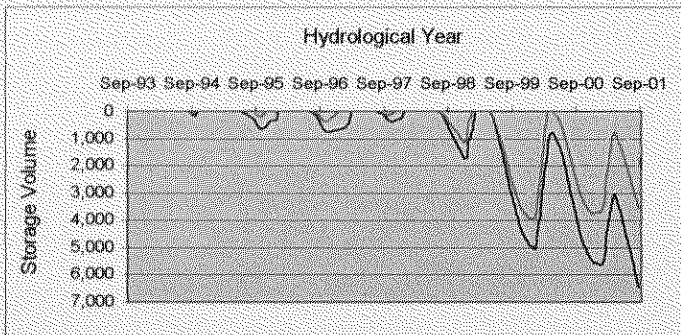
Intake from April to October

1st figure: Storage Volume (1,000 m3)

2nd figure: Dam Inflow (Q= m3/s)

Dam inflow is form Yammouneh Spring

Figure 23 Surface Water Development by Dam (Younine Dam)



No. 503 Massa		
Planned Storage (MCM)	7	
Catchment Area (Km2)	31	
Maintenance Q (m3/s)	0.002	
Gauging Station	No. 354	
Water Development	Q (m3/s)	Storage V (MCM)
Case 1	0.35	6.46
Case 2	0.30	3.98
Case 3	0.25	2.98

Intake throughout the year

Total basin area = 152.4 km2

Syria = 62.9 km2

Lebanon sub-basin 1 = 58.5 km2

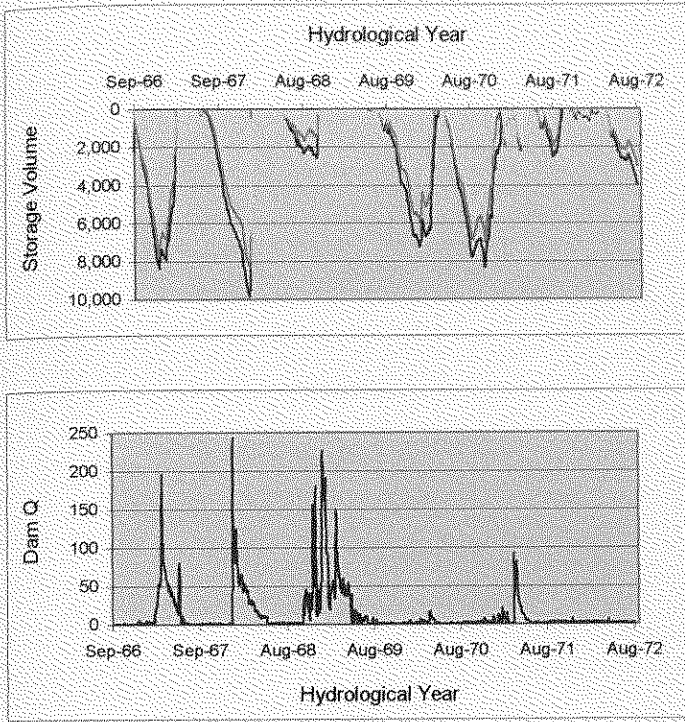
Lebanon sub-basin 2 = 31 km2

1st figure: Storage Volume (1,000 m3)

2nd figure: Dam Inflow (Q= m3/s)

* The upstream sub-basin flowing to Syria is excluded.

Figure 24 Surface Water Development by Dam (Massa Dam)

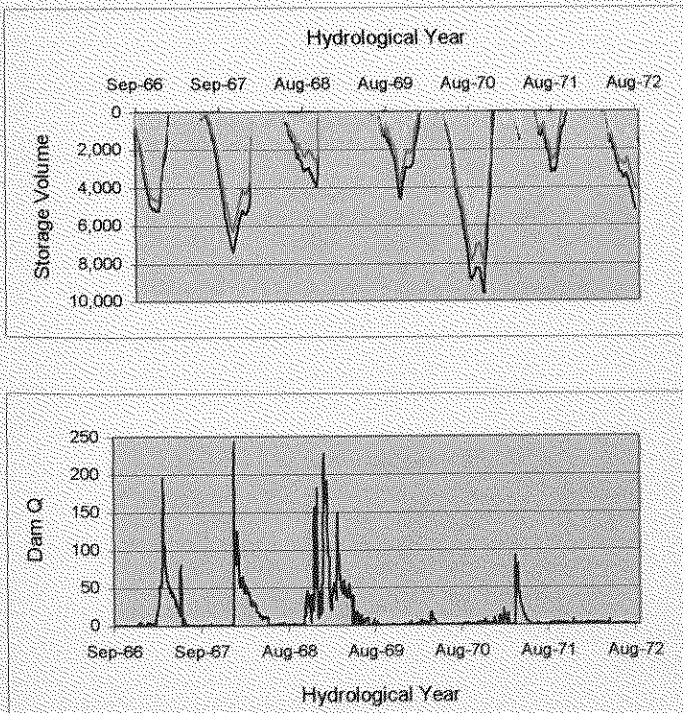


No. 601 Kfarsir		
Planned Storage (MCM)	10	
Catchment Area (Km2)	2,066	
Maintenance Q (m3/s)	0.527	
Gauging Station	No. 490	
Water Development	Q (m3/s)	Storage V (MCM)
Case 1	0.99	9.85
Case 2	0.90	8.30
Case 3	0.80	6.64

Intake throughout the year with Khardale dam

1st figure: Storage Volume (1,000 m3)
2nd figure: Dam Inflow (Q= m3/s)

Figure 25 Surface Water Development by Dam (Kfarsir Dam)

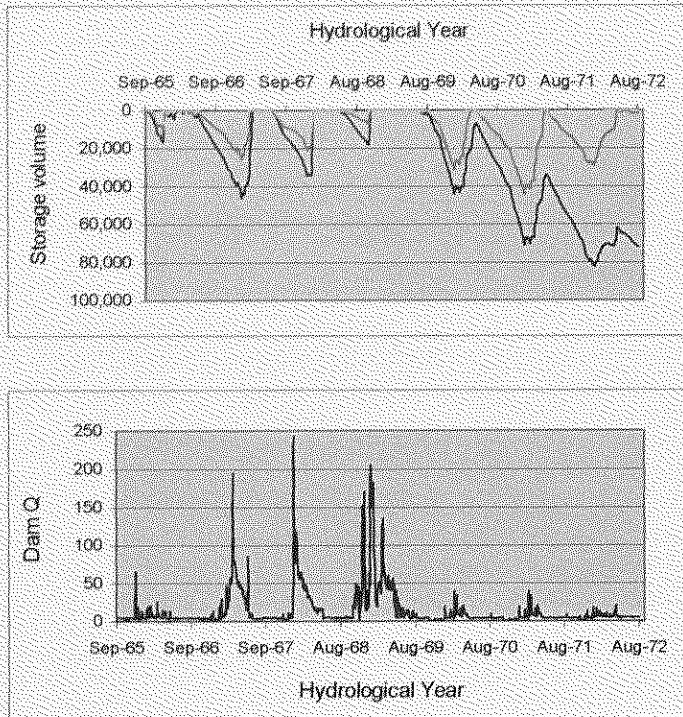


No. 601 Kfarsir		
Planned Storage (MCM)	10	
Catchment Area (Km2)	2,066	
Maintenance Q (m3/s)	0.527	
Gauging Station	No. 490	
Water Development	Q (m3/s)	Storage V (MCM)
Case 1	1.10	9.64
Case 2	1.00	8.17
Case 3	0.80	5.86

Intake from April to October with Khardale dam

1st figure: Storage Volume (1,000 m3)
2nd figure: Dam Inflow (Q= m3/s)

Figure 26 Surface Water Development by Dam (Kfarsir Dam)

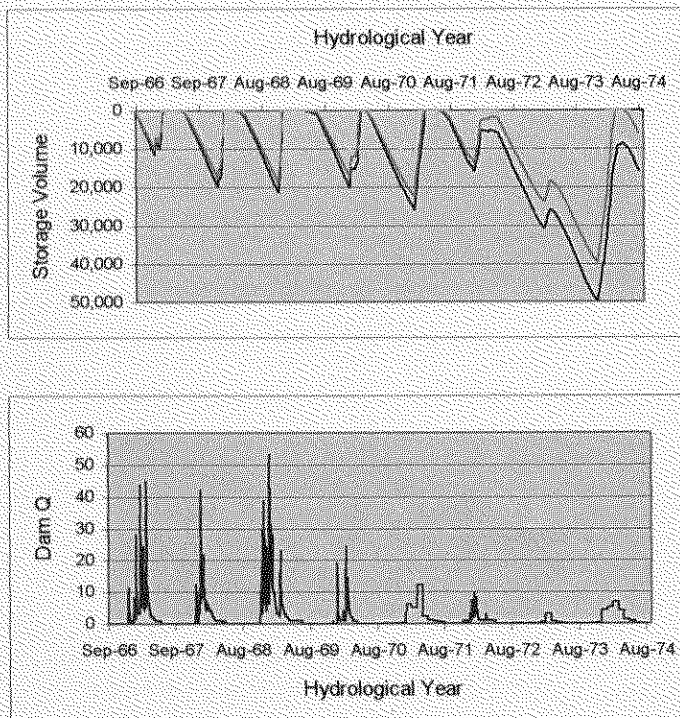


No. 602 Khardale		
Planned Storage (MCM)	85	
Catchment Area (Km2)	1,814	
Maintenance Q (m3/s)	0.59	
Gauging Station	No. 489	
Water Development	Q (m3/s)	Storage V (MCM)
Case 1	5.40	82.48
Case 2	4.50	44.51
Case 3	4.00	33.58

Intake throughout the year

1st figure: Storage Volume (1,000 m3)
2nd figure: Dam Inflow (Q= m3/s)

Figure 27 Surface Water Development by Dam (Khardale Dam)

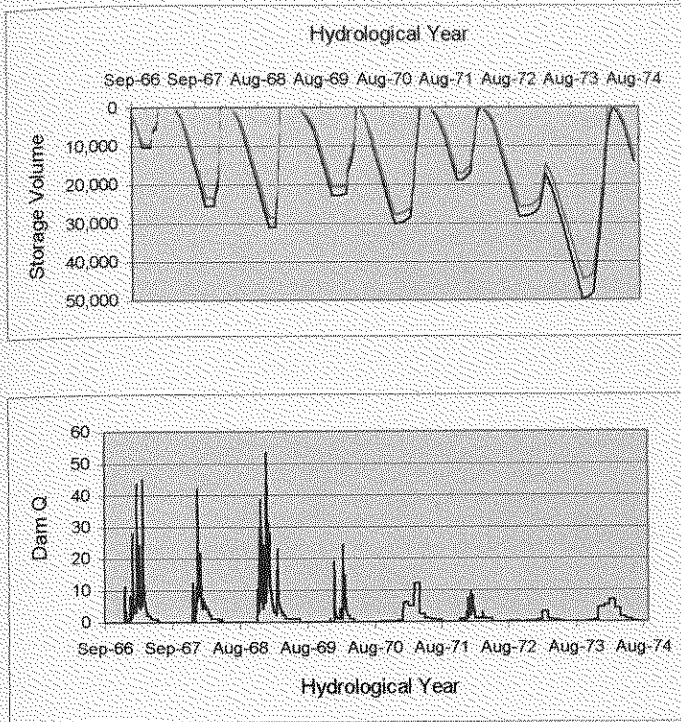


No. 603 Ibl al Saqi		
Planned Storage (MCM)	50	
Catchment Area (Km2)	467	
Maintenance Q (m3/s)	0.009	
Gauging Station	No. 496	
Water Development	Q (m3/s)	Storage V (MCM)
Case 1	1.23	49.94
Case 2	1.10	39.61
Case 3	0.70	17.66

Intake throughout the year

1st figure: Storage Volume (1,000 m3)
2nd figure: Dam Inflow (Q= m3/s)

Figure 28 Surface Water Development by Dam (Ibl al Saqi Dam)



No. 603 Ibl al Saqi		
Planned Storage (MCM)	50	
Catchment Area (Km2)	467	
Maintenance Q (m3/s)		
Gauging Station	No. 496	
Water Development	Q (m3/s)	Storage V (MCM)
Case 1	1.94	49.81
Case 2	1.80	44.63
Case 3	1.50	33.57

Intake from April to October

1st figure: Storage Volume (1,000 m3)
 2nd figure: Dam Inflow (Q= m3/s)

Figure 29 Surface Water Development by Dam (Ibl al Saqi Dam)

Annex 6
Dam Calculation Sample

Noura Et Tahta Dam

Hydro Day	Qsd1 = Qin -							Empty Storage (1,000 m3)	Q to downstream (m3/s)
	Q _{gauge}	Q _{in}	Q _m	Q _m	Q _d	Q _{sd2}	C		
	Q of Gauging	Dam inflow	Maintenance	Surplus/	Developed	dQ = Q _p - Q _d			
	Station (m3/s)	(m3/s)	Q (m3/s)	Deficit (m3/s)	Water (m3/s)				
1-Sep-91	0.400	0.505	0.638	(0.133)	4.7	(4.833)	417.57	0.638	
2-Sep-91	0.450	0.568	0.638	(0.070)	4.7	(4.770)	829.70	0.638	
3-Sep-91	0.450	0.568	0.638	(0.070)	4.7	(4.770)	1,241.83	0.638	
4-Sep-91	0.550	0.695	0.638	0.057	4.7	(4.643)	1,642.99	0.638	
5-Sep-91	0.500	0.632	0.638	(0.006)	4.7	(4.706)	2,049.59	0.638	
6-Sep-91	0.642	0.811	0.638	0.173	4.7	(4.527)	2,440.72	0.638	
7-Sep-91	0.783	0.989	0.638	0.351	4.7	(4.349)	2,816.47	0.638	
8-Sep-91	0.700	0.884	0.638	0.246	4.7	(4.454)	3,201.30	0.638	
9-Sep-91	0.700	0.884	0.638	0.246	4.7	(4.454)	3,586.13	0.638	
10-Sep-91	0.600	0.758	0.638	0.120	4.7	(4.580)	3,981.84	0.638	
11-Sep-91	0.600	0.758	0.638	0.120	4.7	(4.580)	4,377.55	0.638	
12-Sep-91	0.800	1.011	0.638	0.373	4.7	(4.327)	4,751.40	0.638	
13-Sep-91	0.950	1.200	0.638	0.562	4.7	(4.138)	5,108.92	0.638	
14-Sep-91	1.000	1.263	0.638	0.625	4.7	(4.075)	5,461.00	0.638	
15-Sep-91	0.950	1.200	0.638	0.562	4.7	(4.138)	5,818.52	0.638	
16-Sep-91	0.800	1.011	0.638	0.373	4.7	(4.327)	6,192.37	0.638	
17-Sep-91	0.900	1.137	0.638	0.499	4.7	(4.201)	6,555.34	0.638	
18-Sep-91	0.950	1.200	0.638	0.562	4.7	(4.138)	6,912.86	0.638	
19-Sep-91	0.900	1.137	0.638	0.499	4.7	(4.201)	7,275.83	0.638	
20-Sep-91	1.000	1.263	0.638	0.625	4.7	(4.075)	7,627.91	0.638	
21-Sep-91	1.000	1.263	0.638	0.625	4.7	(4.075)	7,979.99	0.638	
22-Sep-91	1.267	1.600	0.638	0.962	4.7	(3.738)	8,302.95	0.638	
23-Sep-91	1.175	1.484	0.638	0.846	4.7	(3.854)	8,635.94	0.638	
24-Sep-91	1.100	1.389	0.638	0.751	4.7	(3.949)	8,977.13	0.638	
25-Sep-91	1.000	1.263	0.638	0.625	4.7	(4.075)	9,329.21	0.638	
26-Sep-91	1.100	1.389	0.638	0.751	4.7	(3.949)	9,670.40	0.638	
27-Sep-91	1.050	1.326	0.638	0.688	4.7	(4.012)	10,017.04	0.638	
28-Sep-91	1.100	1.389	0.638	0.751	4.7	(3.949)	10,358.23	0.638	
29-Sep-91	1.050	1.326	0.638	0.688	4.7	(4.012)	10,704.87	0.638	
30-Sep-91	0.992	1.253	0.638	0.615	4.7	(4.085)	11,057.81	0.638	
1-Oct-91	1.025	1.295	0.638	0.657	4.7	(4.043)	11,407.13	0.638	
2-Oct-91	1.225	1.547	0.638	0.909	4.7	(3.791)	11,734.67	0.638	
3-Oct-91	1.217	1.537	0.638	0.899	4.7	(3.801)	12,063.08	0.638	
4-Oct-91	1.100	1.389	0.638	0.751	4.7	(3.949)	12,404.27	0.638	
5-Oct-91	1.150	1.453	0.638	0.815	4.7	(3.885)	12,739.93	0.638	
6-Oct-91	1.200	1.516	0.638	0.878	4.7	(3.822)	13,070.15	0.638	
7-Oct-91	1.417	1.790	0.638	1.152	4.7	(3.548)	13,376.70	0.638	
8-Oct-91	1.467	1.853	0.638	1.215	4.7	(3.485)	13,677.80	0.638	
9-Oct-91	1.400	1.768	0.638	1.130	4.7	(3.570)	13,986.25	0.638	
10-Oct-91	1.550	1.958	0.638	1.320	4.7	(3.380)	14,278.28	0.638	
11-Oct-91	1.450	1.832	0.638	1.194	4.7	(3.506)	14,581.20	0.638	
12-Oct-91	1.300	1.642	0.638	1.004	4.7	(3.696)	14,900.53	0.638	
13-Oct-91	1.500	1.895	0.638	1.257	4.7	(3.443)	15,198.01	0.638	
14-Oct-91	1.550	1.958	0.638	1.320	4.7	(3.380)	15,490.04	0.638	
15-Oct-91	1.650	2.084	0.638	1.446	4.7	(3.254)	15,771.19	0.638	
16-Oct-91	1.600	2.021	0.638	1.383	4.7	(3.317)	16,057.78	0.638	
17-Oct-91	1.600	2.021	0.638	1.383	4.7	(3.317)	16,344.37	0.638	
18-Oct-91	1.600	2.021	0.638	1.383	4.7	(3.317)	16,630.96	0.638	
19-Oct-91	1.600	2.021	0.638	1.383	4.7	(3.317)	16,917.55	0.638	
20-Oct-91	1.600	2.021	0.638	1.383	4.7	(3.317)	17,204.14	0.638	

Day	Qgauge	Qin	Qm	Qsd1	Qd	Qsd2	C	Qout
21-Oct-91	1.600	2.021	0.638	1.383	4.7	(3.317)	17,490.73	0.638
22-Oct-91	1.600	2.021	0.638	1.383	4.7	(3.317)	17,777.32	0.638
23-Oct-91	1.600	2.021	0.638	1.383	4.7	(3.317)	18,063.91	0.638
24-Oct-91	1.850	2.337	0.638	1.699	4.7	(3.001)	18,323.20	0.638
25-Oct-91	1.850	2.337	0.638	1.699	4.7	(3.001)	18,582.49	0.638
26-Oct-91	2.408	3.042	0.638	2.404	4.7	(2.296)	18,780.86	0.638
27-Oct-91	2.050	2.589	0.638	1.951	4.7	(2.749)	19,018.37	0.638
28-Oct-91	1.950	2.463	0.638	1.825	4.7	(2.875)	19,266.77	0.638
29-Oct-91	1.900	2.400	0.638	1.762	4.7	(2.938)	19,520.61	0.638
30-Oct-91	1.900	2.400	0.638	1.762	4.7	(2.938)	19,774.45	0.638
31-Oct-91	1.850	2.337	0.638	1.699	4.7	(3.001)	20,033.74	0.638
1-Nov-91	1.900	2.400	0.638	1.762	4.7	(2.938)	20,287.58	0.638
2-Nov-91	1.975	2.495	0.638	1.857	4.7	(2.843)	20,533.22	0.638
3-Nov-91	1.900	2.400	0.638	1.762	4.7	(2.938)	20,787.06	0.638
4-Nov-91	1.900	2.400	0.638	1.762	4.7	(2.938)	21,040.90	0.638
5-Nov-91	2.075	2.621	0.638	1.983	4.7	(2.717)	21,275.65	0.638
6-Nov-91	2.200	2.779	0.638	2.141	4.7	(2.559)	21,496.75	0.638
7-Nov-91	2.050	2.589	0.638	1.951	4.7	(2.749)	21,734.26	0.638
8-Nov-91	2.150	2.716	0.638	2.078	4.7	(2.622)	21,960.80	0.638
9-Nov-91	2.000	2.526	0.638	1.888	4.7	(2.812)	22,203.76	0.638
10-Nov-91	2.000	2.526	0.638	1.888	4.7	(2.812)	22,446.72	0.638
11-Nov-91	2.000	2.526	0.638	1.888	4.7	(2.812)	22,689.68	0.638
12-Nov-91	2.000	2.526	0.638	1.888	4.7	(2.812)	22,932.64	0.638
13-Nov-91	2.000	2.526	0.638	1.888	4.7	(2.812)	23,175.60	0.638
14-Nov-91	1.950	2.463	0.638	1.825	4.7	(2.875)	23,424.00	0.638
15-Nov-91	1.900	2.400	0.638	1.762	4.7	(2.938)	23,677.84	0.638
16-Nov-91	2.042	2.579	0.638	1.941	4.7	(2.759)	23,916.22	0.638
17-Nov-91	2.000	2.526	0.638	1.888	4.7	(2.812)	24,159.18	0.638
18-Nov-91	2.000	2.526	0.638	1.888	4.7	(2.812)	24,402.14	0.638
19-Nov-91	2.000	2.526	0.638	1.888	4.7	(2.812)	24,645.10	0.638
20-Nov-91	2.000	2.526	0.638	1.888	4.7	(2.812)	24,888.06	0.638
21-Nov-91	2.000	2.526	0.638	1.888	4.7	(2.812)	25,131.02	0.638
22-Nov-91	2.000	2.526	0.638	1.888	4.7	(2.812)	25,373.98	0.638
23-Nov-91	2.000	2.526	0.638	1.888	4.7	(2.812)	25,616.94	0.638
24-Nov-91	1.900	2.400	0.638	1.762	4.7	(2.938)	25,870.78	0.638
25-Nov-91	1.850	2.337	0.638	1.699	4.7	(3.001)	26,130.07	0.638
26-Nov-91	1.800	2.274	0.638	1.636	4.7	(3.064)	26,394.80	0.638
27-Nov-91	1.867	2.358	0.638	1.720	4.7	(2.980)	26,652.27	0.638
28-Nov-91	1.950	2.463	0.638	1.825	4.7	(2.875)	26,900.67	0.638
29-Nov-91	2.000	2.526	0.638	1.888	4.7	(2.812)	27,143.63	0.638
30-Nov-91	2.208	2.789	0.638	2.151	4.7	(2.549)	27,363.86	0.638
1-Dec-91	2.533	3.200	0.638	2.562	4.7	(2.138)	27,548.58	0.638
2-Dec-91	3.050	3.853	0.638	3.215	4.7	(1.485)	27,676.88	0.638
3-Dec-91	3.208	4.052	0.638	3.414	4.7	(1.286)	27,787.99	0.638
4-Dec-91	4.475	5.653	0.638	5.015	4.7	0.315	27,760.77	0.638
5-Dec-91	3.800	4.800	0.638	4.162	4.7	(0.538)	27,807.25	0.638
6-Dec-91	3.083	3.895	0.638	3.257	4.7	(1.443)	27,931.93	0.638
7-Dec-91	2.750	3.474	0.638	2.836	4.7	(1.864)	28,092.98	0.638
8-Dec-91	2.600	3.284	0.638	2.646	4.7	(2.054)	28,270.45	0.638
9-Dec-91	4.017	5.074	0.638	4.436	4.7	(0.264)	28,293.26	0.638
10-Dec-91	19.409	24.517	0.638	23.879	4.7	19.179	26,636.19	0.638
11-Dec-91	13.574	17.146	0.638	16.508	4.7	11.808	25,615.98	0.638
12-Dec-91	22.603	28.551	0.638	27.913	4.7	23.213	23,610.38	0.638
13-Dec-91	41.248	52.103	0.638	51.465	4.7	46.765	19,569.88	0.638
14-Dec-91	32.862	41.510	0.638	40.872	4.7	36.172	16,444.62	0.638
15-Dec-91	15.978	20.183	0.638	19.545	4.7	14.845	15,162.01	0.638

Day	Orauge	Qin	Qm	Qsd1	Qd	Qsd2	C	Qout
16-Dec-91	8.746	11.048	0.638	10.410	4.7	5.710	14,668.67	0.638
17-Dec-91	6.538	8.259	0.638	7.621	4.7	2.921	14,416.30	0.638
18-Dec-91	5.558	7.021	0.638	6.383	4.7	1.683	14,270.89	0.638
19-Dec-91	5.075	6.411	0.638	5.773	4.7	1.073	14,178.18	0.638
20-Dec-91	4.750	6.000	0.638	5.362	4.7	0.662	14,120.98	0.638
21-Dec-91	4.400	5.558	0.638	4.920	4.7	0.220	14,101.97	0.638
22-Dec-91	4.250	5.368	0.638	4.730	4.7	0.030	14,099.38	0.638
23-Dec-91	3.900	4.926	0.638	4.288	4.7	(0.412)	14,134.98	0.638
24-Dec-91	3.650	4.611	0.638	3.973	4.7	(0.727)	14,197.79	0.638
25-Dec-91	3.600	4.547	0.638	3.909	4.7	(0.791)	14,266.13	0.638
26-Dec-91	3.500	4.421	0.638	3.783	4.7	(0.917)	14,345.36	0.638
27-Dec-91	3.500	4.421	0.638	3.783	4.7	(0.917)	14,424.59	0.638
28-Dec-91	16.946	21.405	0.638	20.767	4.7	16.067	13,036.40	0.638
29-Dec-91	25.660	32.413	0.638	31.775	4.7	27.075	10,697.12	0.638
30-Dec-91	13.395	16.920	0.638	16.282	4.7	11.582	9,696.44	0.638
31-Dec-91	11.190	14.135	0.638	13.497	4.7	8.797	8,936.38	0.638
1-Jan-92	28.294	35.740	0.638	35.102	4.7	30.402	6,309.65	0.638
2-Jan-92	22.011	27.803	0.638	27.165	4.7	22.465	4,368.67	0.638
3-Jan-92	11.985	15.139	0.638	14.501	4.7	9.801	3,521.86	0.638
4-Jan-92	7.682	9.704	0.638	9.066	4.7	4.366	3,144.64	0.638
5-Jan-92	6.250	7.895	0.638	7.257	4.7	2.557	2,923.72	0.638
6-Jan-92	5.650	7.137	0.638	6.499	4.7	1.799	2,768.29	0.638
7-Jan-92	5.448	6.882	0.638	6.244	4.7	1.544	2,634.89	0.638
8-Jan-92	4.229	5.342	0.638	4.704	4.7	0.004	2,634.54	0.638
9-Jan-92	4.544	5.739	0.638	5.101	4.7	0.401	2,599.89	0.638
10-Jan-92	4.504	5.690	0.638	5.052	4.7	0.352	2,569.48	0.638
11-Jan-92	4.685	5.917	0.638	5.279	4.7	0.579	2,519.45	0.638
12-Jan-92	5.128	6.477	0.638	5.839	4.7	1.139	2,421.04	0.638
13-Jan-92	6.592	8.327	0.638	7.689	4.7	2.989	2,162.79	0.638
14-Jan-92	5.815	7.345	0.638	6.707	4.7	2.007	1,989.39	0.638
15-Jan-92	5.135	6.486	0.638	5.848	4.7	1.148	1,890.20	0.638
16-Jan-92	5.435	6.865	0.638	6.227	4.7	1.527	1,758.27	0.638
17-Jan-92	6.573	8.303	0.638	7.665	4.7	2.965	1,502.09	0.638
18-Jan-92	5.320	6.720	0.638	6.082	4.7	1.382	1,382.69	0.638
19-Jan-92	5.281	6.670	0.638	6.032	4.7	1.332	1,267.61	0.638
20-Jan-92	5.281	6.670	0.638	6.032	4.7	1.332	1,152.53	0.638
21-Jan-92	5.175	6.537	0.638	5.899	4.7	1.199	1,048.94	0.638
22-Jan-92	5.175	6.537	0.638	5.899	4.7	1.199	945.35	0.638
23-Jan-92	16.992	21.464	0.638	20.826	4.7	16.126	0.00	5.822
24-Jan-92	12.762	16.120	0.638	15.482	4.7	10.782	0.00	11.420
25-Jan-92	10.105	12.764	0.638	12.126	4.7	7.426	0.00	8.064
26-Jan-92	8.776	11.085	0.638	10.447	4.7	5.747	0.00	6.385
27-Jan-92	7.707	9.735	0.638	9.097	4.7	4.397	0.00	5.035
28-Jan-92	6.990	8.829	0.638	8.191	4.7	3.491	0.00	4.129
29-Jan-92	6.495	8.204	0.638	7.566	4.7	2.866	0.00	3.504
30-Jan-92	6.385	8.065	0.638	7.427	4.7	2.727	0.00	3.365
31-Jan-92	11.658	14.726	0.638	14.088	4.7	9.388	0.00	10.026
1-Feb-92	47.579	60.100	0.638	59.462	4.7	54.762	0.00	55.400
2-Feb-92	35.665	45.051	0.638	44.413	4.7	39.713	0.00	40.351
3-Feb-92	28.683	36.231	0.638	35.593	4.7	30.893	0.00	31.531
4-Feb-92	23.920	30.215	0.638	29.577	4.7	24.877	0.00	25.515
5-Feb-92	54.008	68.221	0.638	67.583	4.7	62.883	0.00	63.521
6-Feb-92	70.199	88.672	0.638	88.034	4.7	83.334	0.00	83.972
7-Feb-92	72.181	91.176	0.638	90.538	4.7	85.838	0.00	86.476
8-Feb-92	35.327	44.624	0.638	43.986	4.7	39.286	0.00	39.924
9-Feb-92	22.809	28.811	0.638	28.173	4.7	23.473	0.00	24.111

Day	Orange	Oin	Om	Osd1	Od	Osd2	C	Oout
10-Feb-92	17.758	22.431	0.638	21.793	4.7	17.093	0.00	17.731
11-Feb-92	15.605	19.712	0.638	19.074	4.7	14.374	0.00	15.012
12-Feb-92	19.088	24.111	0.638	23.473	4.7	18.773	0.00	19.411
13-Feb-92	38.203	48.256	0.638	47.618	4.7	42.918	0.00	43.556
14-Feb-92	22.929	28.963	0.638	28.325	4.7	23.625	0.00	24.263
15-Feb-92	16.199	20.462	0.638	19.824	4.7	15.124	0.00	15.762
16-Feb-92	17.595	22.225	0.638	21.587	4.7	16.887	0.00	17.525
17-Feb-92	16.110	20.349	0.638	19.711	4.7	15.011	0.00	15.649
18-Feb-92	14.002	17.687	0.638	17.049	4.7	12.349	0.00	12.987
19-Feb-92	13.653	17.246	0.638	16.608	4.7	11.908	0.00	12.546
20-Feb-92	25.955	32.785	0.638	32.147	4.7	27.447	0.00	28.085
21-Feb-92	29.915	37.787	0.638	37.149	4.7	32.449	0.00	33.087
22-Feb-92	23.077	29.150	0.638	28.512	4.7	23.812	0.00	24.450
23-Feb-92	29.512	37.278	0.638	36.640	4.7	31.940	0.00	32.578
24-Feb-92	33.197	41.933	0.638	41.295	4.7	36.595	0.00	37.233
25-Feb-92	28.412	35.889	0.638	35.251	4.7	30.551	0.00	31.189
26-Feb-92	22.673	28.640	0.638	28.002	4.7	23.302	0.00	23.940
27-Feb-92	20.675	26.116	0.638	25.478	4.7	20.778	0.00	21.416
28-Feb-92	21.042	26.579	0.638	25.941	4.7	21.241	0.00	21.879
29-Feb-92	18.255	23.059	0.638	22.421	4.7	17.721	0.00	18.359
1-Mar-92	21.463	27.111	0.638	26.473	4.7	21.773	0.00	22.411
2-Mar-92	16.678	21.067	0.638	20.429	4.7	15.729	0.00	16.367
3-Mar-92	14.588	18.427	0.638	17.789	4.7	13.089	0.00	13.727
4-Mar-92	13.543	17.107	0.638	16.469	4.7	11.769	0.00	12.407
5-Mar-92	14.845	18.752	0.638	18.114	4.7	13.414	0.00	14.052
6-Mar-92	15.578	19.677	0.638	19.039	4.7	14.339	0.00	14.977
7-Mar-92	14.148	17.871	0.638	17.233	4.7	12.533	0.00	13.171
8-Mar-92	12.663	15.995	0.638	15.357	4.7	10.657	0.00	11.295
9-Mar-92	11.860	14.981	0.638	14.343	4.7	9.643	0.00	10.281
10-Mar-92	10.767	13.600	0.638	12.962	4.7	8.262	0.00	8.900
11-Mar-92	9.900	12.505	0.638	11.867	4.7	7.167	0.00	7.805
12-Mar-92	9.150	11.558	0.638	10.920	4.7	6.220	0.00	6.858
13-Mar-92	8.970	11.331	0.638	10.693	4.7	5.993	0.00	6.631
14-Mar-92	8.790	11.103	0.638	10.465	4.7	5.765	0.00	6.403
15-Mar-92	8.700	10.989	0.638	10.351	4.7	5.651	0.00	6.289
16-Mar-92	8.610	10.876	0.638	10.238	4.7	5.538	0.00	6.176
17-Mar-92	8.520	10.762	0.638	10.124	4.7	5.424	0.00	6.062
18-Mar-92	8.340	10.535	0.638	9.897	4.7	5.197	0.00	5.835
19-Mar-92	8.340	10.535	0.638	9.897	4.7	5.197	0.00	5.835
20-Mar-92	8.340	10.535	0.638	9.897	4.7	5.197	0.00	5.835
21-Mar-92	8.160	10.307	0.638	9.669	4.7	4.969	0.00	5.607
22-Mar-92	10.850	13.705	0.638	13.067	4.7	8.367	0.00	9.005
23-Mar-92	17.613	22.248	0.638	21.610	4.7	16.910	0.00	17.548
24-Mar-92	15.230	19.238	0.638	18.600	4.7	13.900	0.00	14.538
25-Mar-92	12.737	16.089	0.638	15.451	4.7	10.751	0.00	11.389
26-Mar-92	11.303	14.277	0.638	13.639	4.7	8.939	0.00	9.577
27-Mar-92	10.267	12.969	0.638	12.331	4.7	7.631	0.00	8.269
28-Mar-92	9.800	12.379	0.638	11.741	4.7	7.041	0.00	7.679
29-Mar-92	9.703	12.256	0.638	11.618	4.7	6.918	0.00	7.556
30-Mar-92	8.240	10.408	0.638	9.770	4.7	5.070	0.00	5.708
31-Mar-92	8.970	11.331	0.638	10.693	4.7	5.993	0.00	6.631
1-Apr-92	8.880	11.217	0.638	10.579	4.7	5.879	0.00	6.517
2-Apr-92	8.880	11.217	0.638	10.579	4.7	5.879	0.00	6.517
3-Apr-92	8.700	10.989	0.638	10.351	4.7	5.651	0.00	6.289
4-Apr-92	8.610	10.876	0.638	10.238	4.7	5.538	0.00	6.176
5-Apr-92	8.340	10.535	0.638	9.897	4.7	5.197	0.00	5.835
6-Apr-92	8.160	10.307	0.638	9.669	4.7	4.969	0.00	5.607
7-Apr-92	8.160	10.307	0.638	9.669	4.7	4.969	0.00	5.607

Day	Ozauge	Oin	Oin	Osd1	Od	Osd2	C	Oout
8-Apr-92	7.800	9.853	0.638	9.215	4.7	4.515	0.00	5.153
9-Apr-92	8.055	10.175	0.638	9.537	4.7	4.837	0.00	5.475
10-Apr-92	7.980	10.080	0.638	9.442	4.7	4.742	0.00	5.380
11-Apr-92	7.720	9.752	0.638	9.114	4.7	4.414	0.00	5.052
12-Apr-92	10.257	12.956	0.638	12.318	4.7	7.618	0.00	8.256
13-Apr-92	9.747	12.312	0.638	11.674	4.7	6.974	0.00	7.612
14-Apr-92	6.969	8.803	0.638	8.165	4.7	3.465	0.00	4.103
15-Apr-92	5.698	7.197	0.638	6.559	4.7	1.859	0.00	2.497
16-Apr-92	5.175	6.537	0.638	5.899	4.7	1.199	0.00	1.837
17-Apr-92	5.070	6.404	0.638	5.766	4.7	1.066	0.00	1.704
18-Apr-92	4.860	6.138	0.638	5.500	4.7	0.800	0.00	1.438
19-Apr-92	4.912	6.205	0.638	5.567	4.7	0.867	0.00	1.505
20-Apr-92	5.356	6.765	0.638	6.127	4.7	1.427	0.00	2.065
21-Apr-92	5.548	7.008	0.638	6.370	4.7	1.670	0.00	2.308
22-Apr-92	7.277	9.192	0.638	8.554	4.7	3.854	0.00	4.492
23-Apr-92	7.177	9.066	0.638	8.428	4.7	3.728	0.00	4.366
24-Apr-92	7.122	8.997	0.638	8.359	4.7	3.659	0.00	4.297
25-Apr-92	7.262	9.173	0.638	8.535	4.7	3.835	0.00	4.473
26-Apr-92	6.968	8.801	0.638	8.163	4.7	3.463	0.00	4.101
27-Apr-92	6.953	8.783	0.638	8.145	4.7	3.445	0.00	4.083
28-Apr-92	7.056	8.913	0.638	8.275	4.7	3.575	0.00	4.213
29-Apr-92	7.288	9.206	0.638	8.568	4.7	3.868	0.00	4.506
30-Apr-92	7.718	9.749	0.638	9.111	4.7	4.411	0.00	5.049
1-May-92	8.101	10.232	0.638	9.594	4.7	4.894	0.00	5.532
2-May-92	8.123	10.260	0.638	9.622	4.7	4.922	0.00	5.560
3-May-92	7.828	9.889	0.638	9.251	4.7	4.551	0.00	5.189
4-May-92	7.932	10.019	0.638	9.381	4.7	4.681	0.00	5.319
5-May-92	8.071	10.195	0.638	9.557	4.7	4.857	0.00	5.495
6-May-92	7.759	9.800	0.638	9.162	4.7	4.462	0.00	5.100
7-May-92	7.442	9.401	0.638	8.763	4.7	4.063	0.00	4.701
8-May-92	4.283	5.410	0.638	4.772	4.7	0.072	0.00	0.710
9-May-92	5.017	6.337	0.638	5.699	4.7	0.999	0.00	1.637
10-May-92	5.367	6.779	0.638	6.141	4.7	1.441	0.00	2.079
11-May-92	4.842	6.116	0.638	5.478	4.7	0.778	0.00	1.416
12-May-92	4.283	5.410	0.638	4.772	4.7	0.072	0.00	0.710
13-May-92	4.392	5.548	0.638	4.910	4.7	0.210	0.00	0.848
14-May-92	3.908	4.936	0.638	4.298	4.7	(0.402)	34.73	0.638
15-May-92	3.750	4.737	0.638	4.099	4.7	(0.601)	86.66	0.638
16-May-92	3.850	4.863	0.638	4.225	4.7	(0.475)	127.70	0.638
17-May-92	3.792	4.790	0.638	4.152	4.7	(0.548)	175.05	0.638
18-May-92	3.600	4.547	0.638	3.909	4.7	(0.791)	243.39	0.638
19-May-92	3.600	4.547	0.638	3.909	4.7	(0.791)	311.73	0.638
20-May-92	3.442	4.348	0.638	3.710	4.7	(0.990)	397.27	0.638
21-May-92	3.350	4.232	0.638	3.594	4.7	(1.106)	492.83	0.638
22-May-92	3.350	4.232	0.638	3.594	4.7	(1.106)	588.39	0.638
23-May-92	3.300	4.168	0.638	3.530	4.7	(1.170)	689.48	0.638
24-May-92	3.200	4.042	0.638	3.404	4.7	(1.296)	801.45	0.638
25-May-92	3.250	4.105	0.638	3.467	4.7	(1.233)	907.98	0.638
26-May-92	3.192	4.032	0.638	3.394	4.7	(1.306)	1,020.82	0.638
27-May-92	4.967	6.274	0.638	5.636	4.7	0.936	939.95	0.638
28-May-92	4.758	6.010	0.638	5.372	4.7	0.672	881.89	0.638
29-May-92	6.434	8.128	0.638	7.490	4.7	2.790	640.83	0.638
30-May-92	6.479	8.183	0.638	7.545	4.7	2.845	395.02	0.638
31-May-92	6.523	8.239	0.638	7.601	4.7	2.901	144.37	0.638
1-Jun-92	6.589	8.323	0.638	7.685	4.7	2.985	0.00	1.952
2-Jun-92	6.633	8.379	0.638	7.741	4.7	3.041	0.00	3.679
3-Jun-92	6.629	8.374	0.638	7.736	4.7	3.036	0.00	3.674
4-Jun-92	6.504	8.216	0.638	7.578	4.7	2.878	0.00	3.516

Day	Ogauge	Oin	Om	Osd1	Od	Osd2	C	Oout
5-Jun-92	6.354	8.026	0.638	7.388	4.7	2.688	0.00	3.326
6-Jun-92	6.298	7.956	0.638	7.318	4.7	2.618	0.00	3.256
7-Jun-92	6.177	7.803	0.638	7.165	4.7	2.465	0.00	3.103
8-Jun-92	6.067	7.663	0.638	7.025	4.7	2.325	0.00	2.963
9-Jun-92	5.993	7.570	0.638	6.932	4.7	2.232	0.00	2.870
10-Jun-92	5.886	7.435	0.638	6.797	4.7	2.097	0.00	2.735
11-Jun-92	5.839	7.375	0.638	6.737	4.7	2.037	0.00	2.675
12-Jun-92	5.717	7.222	0.638	6.584	4.7	1.884	0.00	2.522
13-Jun-92	5.632	7.115	0.638	6.477	4.7	1.777	0.00	2.415
14-Jun-92	5.601	7.074	0.638	6.436	4.7	1.736	0.00	2.374
15-Jun-92	5.574	7.040	0.638	6.402	4.7	1.702	0.00	2.340
16-Jun-92	6.941	8.767	0.638	8.129	4.7	3.429	0.00	4.067
17-Jun-92	6.615	8.355	0.638	7.717	4.7	3.017	0.00	3.655
18-Jun-92	6.302	7.960	0.638	7.322	4.7	2.622	0.00	3.260
19-Jun-92	6.129	7.742	0.638	7.104	4.7	2.404	0.00	3.042
20-Jun-92	5.934	7.495	0.638	6.857	4.7	2.157	0.00	2.795
21-Jun-92	5.846	7.384	0.638	6.746	4.7	2.046	0.00	2.684
22-Jun-92	5.743	7.254	0.638	6.616	4.7	1.916	0.00	2.554
23-Jun-92	5.614	7.092	0.638	6.454	4.7	1.754	0.00	2.392
24-Jun-92	5.526	6.980	0.638	6.342	4.7	1.642	0.00	2.280
25-Jun-92	5.441	6.873	0.638	6.235	4.7	1.535	0.00	2.173
26-Jun-92	5.353	6.762	0.638	6.124	4.7	1.424	0.00	2.062
27-Jun-92	5.263	6.648	0.638	6.010	4.7	1.310	0.00	1.948
28-Jun-92	5.140	6.492	0.638	5.854	4.7	1.154	0.00	1.792
29-Jun-92	5.125	6.474	0.638	5.836	4.7	1.136	0.00	1.774
30-Jun-92	5.022	6.344	0.638	5.706	4.7	1.006	0.00	1.644
1-Jul-92	4.111	5.192	0.638	4.554	4.7	(0.146)	12.61	0.638
2-Jul-92	4.110	5.192	0.638	4.554	4.7	(0.146)	25.22	0.638
3-Jul-92	4.075	5.147	0.638	4.509	4.7	(0.191)	41.72	0.638
4-Jul-92	4.040	5.103	0.638	4.465	4.7	(0.235)	62.02	0.638
5-Jul-92	3.987	5.036	0.638	4.398	4.7	(0.302)	88.11	0.638
6-Jul-92	3.952	4.992	0.638	4.354	4.7	(0.346)	118.00	0.638
7-Jul-92	3.917	4.948	0.638	4.310	4.7	(0.390)	151.70	0.638
8-Jul-92	3.675	4.642	0.638	4.004	4.7	(0.696)	211.83	0.638
9-Jul-92	3.675	4.642	0.638	4.004	4.7	(0.696)	271.96	0.638
10-Jul-92	3.450	4.358	0.638	3.720	4.7	(0.980)	356.63	0.638
11-Jul-92	3.500	4.421	0.638	3.783	4.7	(0.917)	435.86	0.638
12-Jul-92	3.325	4.200	0.638	3.562	4.7	(1.138)	534.18	0.638
13-Jul-92	3.267	4.127	0.638	3.489	4.7	(1.211)	638.81	0.638
14-Jul-92	3.300	4.168	0.638	3.530	4.7	(1.170)	739.90	0.638
15-Jul-92	3.308	4.179	0.638	3.541	4.7	(1.159)	840.04	0.638
16-Jul-92	3.050	3.853	0.638	3.215	4.7	(1.485)	968.34	0.638
17-Jul-92	3.250	4.105	0.638	3.467	4.7	(1.233)	1,074.87	0.638
18-Jul-92	3.267	4.127	0.638	3.489	4.7	(1.211)	1,179.50	0.638
19-Jul-92	3.308	4.179	0.638	3.541	4.7	(1.159)	1,279.64	0.638
20-Jul-92	3.275	4.137	0.638	3.499	4.7	(1.201)	1,383.41	0.638
21-Jul-92	3.358	4.242	0.638	3.604	4.7	(1.096)	1,478.10	0.638
22-Jul-92	3.367	4.253	0.638	3.615	4.7	(1.085)	1,571.84	0.638
23-Jul-92	3.342	4.221	0.638	3.583	4.7	(1.117)	1,668.35	0.638
24-Jul-92	3.192	4.032	0.638	3.394	4.7	(1.306)	1,781.19	0.638
25-Jul-92	3.250	4.105	0.638	3.467	4.7	(1.233)	1,887.72	0.638
26-Jul-92	3.225	4.074	0.638	3.436	4.7	(1.264)	1,996.93	0.638
27-Jul-92	3.067	3.874	0.638	3.236	4.7	(1.464)	2,123.42	0.638
28-Jul-92	3.142	3.969	0.638	3.331	4.7	(1.369)	2,241.70	0.638
29-Jul-92	3.125	3.947	0.638	3.309	4.7	(1.391)	2,361.88	0.638
30-Jul-92	3.125	3.947	0.638	3.309	4.7	(1.391)	2,482.06	0.638
31-Jul-92	2.950	3.726	0.638	3.088	4.7	(1.612)	2,621.34	0.638
1-Aug-92	3.000	3.789	0.638	3.151	4.7	(1.549)	2,755.17	0.638

Day	Oaugs	Oin	Om	Osd1	Od	Osd2	C	Coat
2-Aug-92	3.000	3.789	0.638	3.151	4.7	(1.549)	2,889.00	0.638
3-Aug-92	3.000	3.789	0.638	3.151	4.7	(1.549)	3,022.83	0.638
4-Aug-92	2.950	3.726	0.638	3.088	4.7	(1.612)	3,162.11	0.638
5-Aug-92	2.892	3.653	0.638	3.015	4.7	(1.685)	3,307.69	0.638
6-Aug-92	2.892	3.653	0.638	3.015	4.7	(1.685)	3,453.27	0.638
7-Aug-92	2.850	3.600	0.638	2.962	4.7	(1.738)	3,603.43	0.638
8-Aug-92	2.950	3.726	0.638	3.088	4.7	(1.612)	3,742.71	0.638
9-Aug-92	2.833	3.579	0.638	2.941	4.7	(1.759)	3,894.69	0.638
10-Aug-92	2.783	3.515	0.638	2.877	4.7	(1.823)	4,052.20	0.638
11-Aug-92	2.583	3.263	0.638	2.625	4.7	(2.075)	4,231.48	0.638
12-Aug-92	2.642	3.337	0.638	2.699	4.7	(2.001)	4,404.37	0.638
13-Aug-92	2.608	3.294	0.638	2.656	4.7	(2.044)	4,580.97	0.638
14-Aug-92	3.175	4.011	0.638	3.373	4.7	(1.327)	4,695.62	0.638
15-Aug-92	2.525	3.189	0.638	2.551	4.7	(2.149)	4,881.29	0.638
16-Aug-92	2.917	3.685	0.638	3.047	4.7	(1.653)	5,024.11	0.638
17-Aug-92	2.725	3.442	0.638	2.804	4.7	(1.896)	5,187.92	0.638
18-Aug-92	2.858	3.610	0.638	2.972	4.7	(1.728)	5,337.22	0.638
19-Aug-92	2.825	3.568	0.638	2.930	4.7	(1.770)	5,490.15	0.638
20-Aug-92	2.700	3.411	0.638	2.773	4.7	(1.927)	5,656.64	0.638
21-Aug-92	2.750	3.474	0.638	2.836	4.7	(1.864)	5,817.69	0.638
22-Aug-92	2.650	3.347	0.638	2.709	4.7	(1.991)	5,989.71	0.638
23-Aug-92	2.650	3.347	0.638	2.709	4.7	(1.991)	6,161.73	0.638
24-Aug-92	2.750	3.474	0.638	2.836	4.7	(1.864)	6,322.78	0.638
25-Aug-92	2.767	3.495	0.638	2.857	4.7	(1.843)	6,482.02	0.638
26-Aug-92	2.600	3.284	0.638	2.646	4.7	(2.054)	6,659.49	0.638
27-Aug-92	2.650	3.347	0.638	2.709	4.7	(1.991)	6,831.51	0.638
28-Aug-92	2.700	3.411	0.638	2.773	4.7	(1.927)	6,998.00	0.638
29-Aug-92	2.600	3.284	0.638	2.646	4.7	(2.054)	7,175.47	0.638
30-Aug-92	2.600	3.284	0.638	2.646	4.7	(2.054)	7,352.94	0.638
31-Aug-92	2.600	3.284	0.638	2.646	4.7	(2.054)	7,530.41	0.638
1-Sep-92	2.850	3.600	0.638	2.962	4.7	(1.738)	7,680.57	0.638
2-Sep-92	2.895	3.657	0.638	3.019	4.7	(1.681)	7,825.81	0.638
3-Sep-92	2.805	3.543	0.638	2.905	4.7	(1.795)	7,980.90	0.638
4-Sep-92	2.798	3.534	0.638	2.896	4.7	(1.804)	8,136.77	0.638
5-Sep-92	2.828	3.572	0.638	2.934	4.7	(1.766)	8,289.35	0.638
6-Sep-92	2.760	3.486	0.638	2.848	4.7	(1.852)	8,449.36	0.638
7-Sep-92	2.805	3.543	0.638	2.905	4.7	(1.795)	8,604.45	0.638
8-Sep-92	2.798	3.534	0.638	2.896	4.7	(1.804)	8,760.32	0.638
9-Sep-92	2.790	3.524	0.638	2.886	4.7	(1.814)	8,917.05	0.638
10-Sep-92	2.798	3.534	0.638	2.896	4.7	(1.804)	9,072.92	0.638
11-Sep-92	2.835	3.581	0.638	2.943	4.7	(1.757)	9,224.72	0.638
12-Sep-92	2.895	3.657	0.638	3.019	4.7	(1.681)	9,369.96	0.638
13-Sep-92	2.940	3.714	0.638	3.076	4.7	(1.624)	9,510.27	0.638
14-Sep-92	2.850	3.600	0.638	2.962	4.7	(1.738)	9,660.43	0.638
15-Sep-92	2.850	3.600	0.638	2.962	4.7	(1.738)	9,810.59	0.638
16-Sep-92	2.940	3.714	0.638	3.076	4.7	(1.624)	9,950.90	0.638
17-Sep-92	2.940	3.714	0.638	3.076	4.7	(1.624)	10,091.21	0.638
18-Sep-92	2.993	3.781	0.638	3.143	4.7	(1.557)	10,225.73	0.638
19-Sep-92	3.060	3.865	0.638	3.227	4.7	(1.473)	10,353.00	0.638
20-Sep-92	3.023	3.819	0.638	3.181	4.7	(1.519)	10,484.24	0.638
21-Sep-92	2.970	3.752	0.638	3.114	4.7	(1.586)	10,621.27	0.638
22-Sep-92	2.963	3.743	0.638	3.105	4.7	(1.595)	10,759.08	0.638
23-Sep-92	3.008	3.800	0.638	3.162	4.7	(1.538)	10,891.96	0.638
24-Sep-92	3.203	4.046	0.638	3.408	4.7	(1.292)	11,003.59	0.638
25-Sep-92	3.465	4.377	0.638	3.739	4.7	(0.961)	11,086.62	0.638
26-Sep-92	3.570	4.509	0.638	3.871	4.7	(0.829)	11,158.25	0.638
27-Sep-92	3.570	4.509	0.638	3.871	4.7	(0.829)	11,229.88	0.638
28-Sep-92	3.525	4.453	0.638	3.815	4.7	(0.885)	11,306.34	0.638

Day	Orauge	Oin	Om	Osd1	Od	Osd2	C	Oout
29-Sep-92	3.525	4.453	0.638	3.815	4.7	(0.885)	11,382.80	0.638
30-Sep-92	3.480	4.396	0.638	3.758	4.7	(0.942)	11,464.19	0.638
1-Oct-92	3.428	4.330	0.638	3.692	4.7	(1.008)	11,551.28	0.638
2-Oct-92	3.345	4.225	0.638	3.587	4.7	(1.113)	11,647.44	0.638
3-Oct-92	3.308	4.179	0.638	3.541	4.7	(1.159)	11,747.58	0.638
4-Oct-92	3.248	4.103	0.638	3.465	4.7	(1.235)	11,854.28	0.638
5-Oct-92	3.305	4.175	0.638	3.537	4.7	(1.163)	11,954.76	0.638
6-Oct-92	3.383	4.273	0.638	3.635	4.7	(1.065)	12,046.78	0.638
7-Oct-92	3.352	4.234	0.638	3.596	4.7	(1.104)	12,142.17	0.638
8-Oct-92	3.300	4.168	0.638	3.530	4.7	(1.170)	12,243.26	0.638
9-Oct-92	3.390	4.282	0.638	3.644	4.7	(1.056)	12,334.50	0.638
10-Oct-92	3.525	4.453	0.638	3.815	4.7	(0.885)	12,410.96	0.638
11-Oct-92	3.443	4.349	0.638	3.711	4.7	(0.989)	12,496.41	0.638
12-Oct-92	3.300	4.168	0.638	3.530	4.7	(1.170)	12,597.50	0.638
13-Oct-92	3.435	4.339	0.638	3.701	4.7	(0.999)	12,683.81	0.638
14-Oct-92	3.390	4.282	0.638	3.644	4.7	(1.056)	12,775.05	0.638
15-Oct-92	3.525	4.453	0.638	3.815	4.7	(0.885)	12,851.51	0.638
16-Oct-92	3.480	4.396	0.638	3.758	4.7	(0.942)	12,932.90	0.638
17-Oct-92	3.525	4.453	0.638	3.815	4.7	(0.885)	13,009.36	0.638
18-Oct-92	3.525	4.453	0.638	3.815	4.7	(0.885)	13,085.82	0.638
19-Oct-92	3.480	4.396	0.638	3.758	4.7	(0.942)	13,167.21	0.638
20-Oct-92	3.863	4.880	0.638	4.242	4.7	(0.458)	13,206.78	0.638
21-Oct-92	3.750	4.737	0.638	4.099	4.7	(0.601)	13,258.71	0.638
22-Oct-92	3.705	4.680	0.638	4.042	4.7	(0.658)	13,315.56	0.638
23-Oct-92	3.615	4.566	0.638	3.928	4.7	(0.772)	13,382.26	0.638
24-Oct-92	3.465	4.377	0.638	3.739	4.7	(0.961)	13,465.29	0.638
25-Oct-92	3.660	4.623	0.638	3.985	4.7	(0.715)	13,527.07	0.638
26-Oct-92	3.570	4.509	0.638	3.871	4.7	(0.829)	13,598.70	0.638
27-Oct-92	3.570	4.509	0.638	3.871	4.7	(0.829)	13,670.33	0.638
28-Oct-92	3.660	4.623	0.638	3.985	4.7	(0.715)	13,732.11	0.638
29-Oct-92	3.705	4.680	0.638	4.042	4.7	(0.658)	13,788.96	0.638
30-Oct-92	3.705	4.680	0.638	4.042	4.7	(0.658)	13,845.81	0.638
31-Oct-92	3.660	4.623	0.638	3.985	4.7	(0.715)	13,907.59	0.638
1-Nov-92	3.570	4.509	0.638	3.871	4.7	(0.829)	13,979.22	0.638
2-Nov-92	3.323	4.197	0.638	3.559	4.7	(1.141)	14,077.80	0.638
3-Nov-92	3.663	4.627	0.638	3.989	4.7	(0.711)	14,139.23	0.638
4-Nov-92	3.570	4.509	0.638	3.871	4.7	(0.829)	14,210.86	0.638
5-Nov-92	3.713	4.690	0.638	4.052	4.7	(0.648)	14,266.85	0.638
6-Nov-92	3.450	4.358	0.638	3.720	4.7	(0.980)	14,351.52	0.638
7-Nov-92	3.480	4.396	0.638	3.758	4.7	(0.942)	14,432.91	0.638
8-Nov-92	3.548	4.482	0.638	3.844	4.7	(0.856)	14,506.87	0.638
9-Nov-92	3.525	4.453	0.638	3.815	4.7	(0.885)	14,583.33	0.638
10-Nov-92	3.480	4.396	0.638	3.758	4.7	(0.942)	14,664.72	0.638
11-Nov-92	3.525	4.453	0.638	3.815	4.7	(0.885)	14,741.18	0.638
12-Nov-92	3.570	4.509	0.638	3.871	4.7	(0.829)	14,812.81	0.638
13-Nov-92	3.390	4.282	0.638	3.644	4.7	(1.056)	14,904.05	0.638
14-Nov-92	3.570	4.509	0.638	3.871	4.7	(0.829)	14,975.68	0.638
15-Nov-92	3.698	4.671	0.638	4.033	4.7	(0.667)	15,033.31	0.638
16-Nov-92	3.795	4.794	0.638	4.156	4.7	(0.544)	15,080.31	0.638
17-Nov-92	3.750	4.737	0.638	4.099	4.7	(0.601)	15,132.24	0.638
18-Nov-92	3.593	4.539	0.638	3.901	4.7	(0.799)	15,201.27	0.638
19-Nov-92	3.420	4.320	0.638	3.682	4.7	(1.018)	15,289.23	0.638
20-Nov-92	3.570	4.509	0.638	3.871	4.7	(0.829)	15,360.86	0.638
21-Nov-92	3.660	4.623	0.638	3.985	4.7	(0.715)	15,422.64	0.638
22-Nov-92	3.885	4.907	0.638	4.269	4.7	(0.431)	15,459.88	0.638
23-Nov-92	3.953	4.993	0.638	4.355	4.7	(0.345)	15,489.69	0.638
24-Nov-92	7.984	10.085	0.638	9.447	4.7	4.747	15,079.55	0.638
25-Nov-92	7.128	9.004	0.638	8.366	4.7	3.666	14,762.81	0.638

Day	Ogauge	Oin	Om	Osd1	Od	Osd2	C	Oout
26-Nov-92	5.400	6.821	0.638	6.183	4.7	1.483	14,634.68	0.638
27-Nov-92	4.800	6.063	0.638	5.425	4.7	0.725	14,572.04	0.638
28-Nov-92	4.515	5.703	0.638	5.065	4.7	0.365	14,540.50	0.638
29-Nov-92	4.380	5.533	0.638	4.895	4.7	0.195	14,523.65	0.638
30-Nov-92	4.380	5.533	0.638	4.895	4.7	0.195	14,506.80	0.638
1-Dec-92	4.290	5.419	0.638	4.781	4.7	0.081	14,499.80	0.638
2-Dec-92	4.245	5.362	0.638	4.724	4.7	0.024	14,497.73	0.638
3-Dec-92	4.245	5.362	0.638	4.724	4.7	0.024	14,495.66	0.638
4-Dec-92	4.200	5.305	0.638	4.667	4.7	(0.033)	14,498.51	0.638
5-Dec-92	4.778	6.035	0.638	5.397	4.7	0.697	14,438.29	0.638
6-Dec-92	4.860	6.139	0.638	5.501	4.7	0.801	14,369.08	0.638
7-Dec-92	4.605	5.817	0.638	5.179	4.7	0.479	14,327.69	0.638
8-Dec-92	4.560	5.760	0.638	5.122	4.7	0.422	14,291.23	0.638
9-Dec-92	4.515	5.703	0.638	5.065	4.7	0.365	14,259.69	0.638
10-Dec-92	4.425	5.589	0.638	4.951	4.7	0.251	14,238.00	0.638
11-Dec-92	4.290	5.419	0.638	4.781	4.7	0.081	14,231.00	0.638
12-Dec-92	4.290	5.419	0.638	4.781	4.7	0.081	14,224.00	0.638
13-Dec-92	6.259	7.906	0.638	7.268	4.7	2.568	14,002.12	0.638
14-Dec-92	11.665	14.735	0.638	14.097	4.7	9.397	13,190.22	0.638
15-Dec-92	15.022	18.975	0.638	18.337	4.7	13.637	12,011.98	0.638
16-Dec-92	13.475	17.021	0.638	16.383	4.7	11.683	11,002.57	0.638
17-Dec-92	11.508	14.536	0.638	13.898	4.7	9.198	10,207.86	0.638
18-Dec-92	14.892	18.811	0.638	18.173	4.7	13.473	9,043.79	0.638
19-Dec-92	9.581	12.102	0.638	11.464	4.7	6.764	8,459.38	0.638
20-Dec-92	7.774	9.820	0.638	9.182	4.7	4.482	8,072.14	0.638
21-Dec-92	6.783	8.568	0.638	7.930	4.7	3.230	7,793.07	0.638
22-Dec-92	6.180	7.806	0.638	7.168	4.7	2.468	7,579.83	0.638
23-Dec-92	7.268	9.181	0.638	8.543	4.7	3.843	7,247.79	0.638
24-Dec-92	19.834	25.053	0.638	24.415	4.7	19.715	5,544.41	0.638
25-Dec-92	15.060	19.023	0.638	18.385	4.7	13.685	4,362.03	0.638
26-Dec-92	10.157	12.830	0.638	12.192	4.7	7.492	3,714.72	0.638
27-Dec-92	8.060	10.181	0.638	9.543	4.7	4.843	3,296.28	0.638
28-Dec-92	7.162	9.047	0.638	8.409	4.7	3.709	2,975.82	0.638
29-Dec-92	6.270	7.920	0.638	7.282	4.7	2.582	2,752.74	0.638
30-Dec-92	5.910	7.465	0.638	6.827	4.7	2.127	2,568.97	0.638
31-Dec-92	5.655	7.143	0.638	6.505	4.7	1.805	2,413.02	0.638
1-Jan-93	6.425	8.116	0.638	7.478	4.7	2.778	2,173.00	0.638
2-Jan-93	5.370	6.783	0.638	6.145	4.7	1.445	2,048.15	0.638
3-Jan-93	5.235	6.612	0.638	5.974	4.7	1.274	1,938.08	0.638
4-Jan-93	5.190	6.556	0.638	5.918	4.7	1.218	1,832.84	0.638
5-Jan-93	5.145	6.499	0.638	5.861	4.7	1.161	1,732.53	0.638
6-Jan-93	5.100	6.442	0.638	5.804	4.7	1.104	1,637.14	0.638
7-Jan-93	5.358	6.768	0.638	6.130	4.7	1.430	1,513.59	0.638
8-Jan-93	9.186	11.603	0.638	10.965	4.7	6.265	972.29	0.638
9-Jan-93	18.118	22.886	0.638	22.248	4.7	17.548	0.00	6.933
10-Jan-93	15.883	20.063	0.638	19.425	4.7	14.725	0.00	15.363
11-Jan-93	13.000	16.421	0.638	15.783	4.7	11.083	0.00	11.721
12-Jan-93	9.847	12.438	0.638	11.800	4.7	7.100	0.00	7.738
13-Jan-93	8.523	10.766	0.638	10.128	4.7	5.428	0.00	6.066
14-Jan-93	7.458	9.421	0.638	8.783	4.7	4.083	0.00	4.721
15-Jan-93	6.720	8.488	0.638	7.850	4.7	3.150	0.00	3.788
16-Jan-93	6.360	8.034	0.638	7.396	4.7	2.696	0.00	3.334
17-Jan-93	6.045	7.636	0.638	6.998	4.7	2.298	0.00	2.936
18-Jan-93	5.910	7.465	0.638	6.827	4.7	2.127	0.00	2.765
19-Jan-93	5.820	7.352	0.638	6.714	4.7	2.014	0.00	2.652
20-Jan-93	5.730	7.238	0.638	6.600	4.7	1.900	0.00	2.538
21-Jan-93	5.730	7.238	0.638	6.600	4.7	1.900	0.00	2.538
22-Jan-93	5.730	7.238	0.638	6.600	4.7	1.900	0.00	2.538

Day	Ogauge	Oin	Om	Osd1	Od	Osd2	C	Oout
23-Jan-93	5.685	7.181	0.638	6.543	4.7	1.843	0.00	2.481
24-Jan-93	5.685	7.181	0.638	6.543	4.7	1.843	0.00	2.481
25-Jan-93	5.640	7.124	0.638	6.486	4.7	1.786	0.00	2.424
26-Jan-93	5.640	7.124	0.638	6.486	4.7	1.786	0.00	2.424
27-Jan-93	5.640	7.124	0.638	6.486	4.7	1.786	0.00	2.424
28-Jan-93	5.640	7.124	0.638	6.486	4.7	1.786	0.00	2.424
29-Jan-93	5.640	7.124	0.638	6.486	4.7	1.786	0.00	2.424
30-Jan-93	5.640	7.124	0.638	6.486	4.7	1.786	0.00	2.424
31-Jan-93	5.640	7.124	0.638	6.486	4.7	1.786	0.00	2.424
1-Feb-93	8.661	10.940	0.638	10.302	4.7	5.602	0.00	6.240
2-Feb-93	20.040	25.314	0.638	24.676	4.7	19.976	0.00	20.614
3-Feb-93	21.405	27.038	0.638	26.400	4.7	21.700	0.00	22.338
4-Feb-93	16.728	21.130	0.638	20.492	4.7	15.792	0.00	16.430
5-Feb-93	12.767	16.127	0.638	15.489	4.7	10.789	0.00	11.427
6-Feb-93	11.438	14.448	0.638	13.810	4.7	9.110	0.00	9.748
7-Feb-93	11.722	14.807	0.638	14.169	4.7	9.469	0.00	10.107
8-Feb-93	10.100	12.758	0.638	12.120	4.7	7.420	0.00	8.058
9-Feb-93	12.775	16.137	0.638	15.499	4.7	10.799	0.00	11.437
10-Feb-93	16.444	20.771	0.638	20.133	4.7	15.433	0.00	16.071
11-Feb-93	16.623	20.997	0.638	20.359	4.7	15.659	0.00	16.297
12-Feb-93	15.502	19.581	0.638	18.943	4.7	14.243	0.00	14.881
13-Feb-93	11.933	15.073	0.638	14.435	4.7	9.735	0.00	10.373
14-Feb-93	10.220	12.909	0.638	12.271	4.7	7.571	0.00	8.209
15-Feb-93	9.206	11.629	0.638	10.991	4.7	6.291	0.00	6.929
16-Feb-93	10.492	13.253	0.638	12.615	4.7	7.915	0.00	8.553
17-Feb-93	9.255	11.691	0.638	11.053	4.7	6.353	0.00	6.991
18-Feb-93	8.395	10.604	0.638	9.966	4.7	5.266	0.00	5.904
19-Feb-93	7.785	9.834	0.638	9.196	4.7	4.496	0.00	5.134
20-Feb-93	7.500	9.474	0.638	8.836	4.7	4.136	0.00	4.774
21-Feb-93	7.702	9.729	0.638	9.091	4.7	4.391	0.00	5.029
22-Feb-93	7.955	10.048	0.638	9.410	4.7	4.710	0.00	5.348
23-Feb-93	7.500	9.474	0.638	8.836	4.7	4.136	0.00	4.774
24-Feb-93	7.217	9.116	0.638	8.478	4.7	3.778	0.00	4.416
25-Feb-93	6.950	8.779	0.638	8.141	4.7	3.441	0.00	4.079
26-Feb-93	6.720	8.488	0.638	7.850	4.7	3.150	0.00	3.788
27-Feb-93	6.630	8.375	0.638	7.737	4.7	3.037	0.00	3.675
28-Feb-93	6.540	8.261	0.638	7.623	4.7	2.923	0.00	3.561
1-Mar-93	6.405	8.091	0.638	7.453	4.7	2.753	0.00	3.391
2-Mar-93	6.270	7.920	0.638	7.282	4.7	2.582	0.00	3.220
3-Mar-93	6.180	7.806	0.638	7.168	4.7	2.468	0.00	3.106
4-Mar-93	6.135	7.749	0.638	7.111	4.7	2.411	0.00	3.049
5-Mar-93	6.383	8.063	0.638	7.425	4.7	2.725	0.00	3.363
6-Mar-93	6.540	8.261	0.638	7.623	4.7	2.923	0.00	3.561
7-Mar-93	6.450	8.147	0.638	7.509	4.7	2.809	0.00	3.447
8-Mar-93	8.370	10.573	0.638	9.935	4.7	5.235	0.00	5.873
9-Mar-93	18.295	23.109	0.638	22.471	4.7	17.771	0.00	18.409
10-Mar-93	15.128	19.109	0.638	18.471	4.7	13.771	0.00	14.409
11-Mar-93	18.450	23.305	0.638	22.667	4.7	17.967	0.00	18.605
12-Mar-93	12.612	15.931	0.638	15.293	4.7	10.593	0.00	11.231
13-Mar-93	9.512	12.015	0.638	11.377	4.7	6.677	0.00	7.315
14-Mar-93	8.093	10.223	0.638	9.585	4.7	4.885	0.00	5.523
15-Mar-93	9.563	12.080	0.638	11.442	4.7	6.742	0.00	7.380
16-Mar-93	10.933	13.810	0.638	13.172	4.7	8.472	0.00	9.110
17-Mar-93	10.913	13.785	0.638	13.147	4.7	8.447	0.00	9.085
18-Mar-93	4.975	6.284	0.638	5.646	4.7	0.946	0.00	1.584
19-Mar-93	6.653	8.404	0.638	7.766	4.7	3.066	0.00	3.704
20-Mar-93	8.803	11.120	0.638	10.482	4.7	5.782	0.00	6.420
21-Mar-93	9.793	12.370	0.638	11.732	4.7	7.032	0.00	7.670

Day	Ozauge	Oin	Oin	Osd1	Od	Osd2	C	Oout
22-Mar-93	10.893	13.760	0.638	13.122	4.7	8.422	0.00	9.060
23-Mar-93	10.050	12.695	0.638	12.057	4.7	7.357	0.00	7.995
24-Mar-93	9.500	12.000	0.638	11.362	4.7	6.662	0.00	7.300
25-Mar-93	8.510	10.749	0.638	10.111	4.7	5.411	0.00	6.049
26-Mar-93	8.290	10.472	0.638	9.834	4.7	5.134	0.00	5.772
27-Mar-93	7.960	10.055	0.638	9.417	4.7	4.717	0.00	5.355
28-Mar-93	7.850	9.916	0.638	9.278	4.7	4.578	0.00	5.216
29-Mar-93	7.740	9.777	0.638	9.139	4.7	4.439	0.00	5.077
30-Mar-93	7.315	9.240	0.638	8.602	4.7	3.902	0.00	4.540
31-Mar-93	7.015	8.861	0.638	8.223	4.7	3.523	0.00	4.161
1-Apr-93	6.920	8.741	0.638	8.103	4.7	3.403	0.00	4.041
2-Apr-93	6.920	8.741	0.638	8.103	4.7	3.403	0.00	4.041
3-Apr-93	6.635	8.381	0.638	7.743	4.7	3.043	0.00	3.681
4-Apr-93	6.239	7.881	0.638	7.243	4.7	2.543	0.00	3.181
5-Apr-93	6.160	7.781	0.638	7.143	4.7	2.443	0.00	3.081
6-Apr-93	6.160	7.781	0.638	7.143	4.7	2.443	0.00	3.081
7-Apr-93	6.160	7.781	0.638	7.143	4.7	2.443	0.00	3.081
8-Apr-93	6.160	7.781	0.638	7.143	4.7	2.443	0.00	3.081
9-Apr-93	6.160	7.781	0.638	7.143	4.7	2.443	0.00	3.081
10-Apr-93	6.160	7.781	0.638	7.143	4.7	2.443	0.00	3.081
11-Apr-93	6.350	8.021	0.638	7.383	4.7	2.683	0.00	3.321
12-Apr-93	6.350	8.021	0.638	7.383	4.7	2.683	0.00	3.321
13-Apr-93	6.160	7.781	0.638	7.143	4.7	2.443	0.00	3.081
14-Apr-93	5.970	7.541	0.638	6.903	4.7	2.203	0.00	2.841
15-Apr-93	5.970	7.541	0.638	6.903	4.7	2.203	0.00	2.841
16-Apr-93	5.875	7.421	0.638	6.783	4.7	2.083	0.00	2.721
17-Apr-93	5.780	7.301	0.638	6.663	4.7	1.963	0.00	2.601
18-Apr-93	5.780	7.301	0.638	6.663	4.7	1.963	0.00	2.601
19-Apr-93	5.400	6.821	0.638	6.183	4.7	1.483	0.00	2.121
20-Apr-93	5.400	6.821	0.638	6.183	4.7	1.483	0.00	2.121
21-Apr-93	5.400	6.821	0.638	6.183	4.7	1.483	0.00	2.121
22-Apr-93	5.205	6.575	0.638	5.937	4.7	1.237	0.00	1.875
23-Apr-93	4.945	6.246	0.638	5.608	4.7	0.908	0.00	1.546
24-Apr-93	4.880	6.164	0.638	5.526	4.7	0.826	0.00	1.464
25-Apr-93	4.967	6.274	0.638	5.636	4.7	0.936	0.00	1.574
26-Apr-93	5.010	6.328	0.638	5.690	4.7	0.990	0.00	1.628
27-Apr-93	4.880	6.164	0.638	5.526	4.7	0.826	0.00	1.464
28-Apr-93	4.880	6.164	0.638	5.526	4.7	0.826	0.00	1.464
29-Apr-93	4.685	5.918	0.638	5.280	4.7	0.580	0.00	1.218
30-Apr-93	4.490	5.672	0.638	5.034	4.7	0.334	0.00	0.972
1-May-93	4.175	5.274	0.638	4.636	4.7	(0.064)	5.53	0.638
2-May-93	4.295	5.425	0.638	4.787	4.7	0.087	0.00	0.661
3-May-93	4.598	5.808	0.638	5.170	4.7	0.470	0.00	1.108
4-May-93	4.555	5.754	0.638	5.116	4.7	0.416	0.00	1.054
5-May-93	4.696	5.932	0.638	5.294	4.7	0.594	0.00	1.232
6-May-93	14.228	17.972	0.638	17.334	4.7	12.634	0.00	13.272
7-May-93	17.072	21.565	0.638	20.927	4.7	16.227	0.00	16.865
8-May-93	13.845	17.488	0.638	16.850	4.7	12.150	0.00	12.788
9-May-93	10.508	13.273	0.638	12.635	4.7	7.935	0.00	8.573
10-May-93	8.112	10.247	0.638	9.609	4.7	4.909	0.00	5.547
11-May-93	6.667	8.421	0.638	7.783	4.7	3.083	0.00	3.721
12-May-93	6.065	7.661	0.638	7.023	4.7	2.323	0.00	2.961
13-May-93	5.685	7.181	0.638	6.543	4.7	1.843	0.00	2.481
14-May-93	5.335	6.739	0.638	6.101	4.7	1.401	0.00	2.039
15-May-93	5.140	6.493	0.638	5.855	4.7	1.155	0.00	1.793
16-May-93	4.815	6.082	0.638	5.444	4.7	0.744	0.00	1.382
17-May-93	4.620	5.836	0.638	5.198	4.7	0.498	0.00	1.136
18-May-93	4.180	5.280	0.638	4.642	4.7	(0.058)	5.01	0.638

Day	Ozauge	Oin	Om	Osd1	Od	Osd2	C	Oout
19-May-93	4.230	5.343	0.638	4.705	4.7	0.005	4.58	0.638
20-May-93	4.230	5.343	0.638	4.705	4.7	0.005	4.15	0.638
21-May-93	4.165	5.261	0.638	4.623	4.7	(0.077)	10.80	0.638
22-May-93	4.055	5.122	0.638	4.484	4.7	(0.216)	29.46	0.638
23-May-93	3.913	4.943	0.638	4.305	4.7	(0.395)	63.59	0.638
24-May-93	3.920	4.952	0.638	4.314	4.7	(0.386)	96.94	0.638
25-May-93	3.820	4.825	0.638	4.187	4.7	(0.513)	141.26	0.638
26-May-93	3.875	4.895	0.638	4.257	4.7	(0.443)	179.54	0.638
27-May-93	3.740	4.724	0.638	4.086	4.7	(0.614)	232.59	0.638
28-May-93	3.650	4.611	0.638	3.973	4.7	(0.727)	295.40	0.638
29-May-93	3.350	4.232	0.638	3.594	4.7	(1.106)	390.96	0.638
30-May-93	3.560	4.497	0.638	3.859	4.7	(0.841)	463.62	0.638
31-May-93	3.650	4.611	0.638	3.973	4.7	(0.727)	526.43	0.638
1-Jun-93	3.515	4.440	0.638	3.802	4.7	(0.898)	604.02	0.638
2-Jun-93	3.520	4.446	0.638	3.808	4.7	(0.892)	681.09	0.638
3-Jun-93	3.560	4.497	0.638	3.859	4.7	(0.841)	753.75	0.638
4-Jun-93	3.515	4.440	0.638	3.802	4.7	(0.898)	831.34	0.638
5-Jun-93	3.470	4.383	0.638	3.745	4.7	(0.955)	913.85	0.638
6-Jun-93	3.470	4.383	0.638	3.745	4.7	(0.955)	996.36	0.638
7-Jun-93	3.433	4.336	0.638	3.698	4.7	(1.002)	1,082.93	0.638
8-Jun-93	3.515	4.440	0.638	3.802	4.7	(0.898)	1,160.52	0.638
9-Jun-93	3.470	4.383	0.638	3.745	4.7	(0.955)	1,243.03	0.638
10-Jun-93	3.380	4.269	0.638	3.631	4.7	(1.069)	1,335.39	0.638
11-Jun-93	3.140	3.966	0.638	3.328	4.7	(1.372)	1,453.93	0.638
12-Jun-93	3.193	4.033	0.638	3.395	4.7	(1.305)	1,566.68	0.638
13-Jun-93	3.200	4.042	0.638	3.404	4.7	(1.296)	1,678.65	0.638
14-Jun-93	3.200	4.042	0.638	3.404	4.7	(1.296)	1,790.62	0.638
15-Jun-93	3.005	3.796	0.638	3.158	4.7	(1.542)	1,923.85	0.638
16-Jun-93	3.320	4.194	0.638	3.556	4.7	(1.144)	2,022.69	0.638
17-Jun-93	3.313	4.185	0.638	3.547	4.7	(1.153)	2,122.31	0.638
18-Jun-93	3.425	4.326	0.638	3.688	4.7	(1.012)	2,209.75	0.638
19-Jun-93	3.425	4.326	0.638	3.688	4.7	(1.012)	2,297.19	0.638
20-Jun-93	3.335	4.213	0.638	3.575	4.7	(1.125)	2,394.39	0.638
21-Jun-93	3.245	4.099	0.638	3.461	4.7	(1.239)	2,501.44	0.638
22-Jun-93	3.155	3.985	0.638	3.347	4.7	(1.353)	2,618.34	0.638
23-Jun-93	3.110	3.928	0.638	3.290	4.7	(1.410)	2,740.16	0.638
24-Jun-93	2.975	3.758	0.638	3.120	4.7	(1.580)	2,876.67	0.638
25-Jun-93	2.930	3.701	0.638	3.063	4.7	(1.637)	3,018.11	0.638
26-Jun-93	2.795	3.531	0.638	2.893	4.7	(1.807)	3,174.23	0.638
27-Jun-93	2.705	3.417	0.638	2.779	4.7	(1.921)	3,340.20	0.638
28-Jun-93	2.780	3.512	0.638	2.874	4.7	(1.826)	3,497.97	0.638
29-Jun-93	2.705	3.417	0.638	2.779	4.7	(1.921)	3,663.94	0.638
30-Jun-93	2.615	3.303	0.638	2.665	4.7	(2.035)	3,839.76	0.638
1-Jul-93	2.638	3.332	0.638	2.694	4.7	(2.006)	4,013.08	0.638
2-Jul-93	2.615	3.303	0.638	2.665	4.7	(2.035)	4,188.90	0.638
3-Jul-93	2.728	3.446	0.638	2.808	4.7	(1.892)	4,352.37	0.638
4-Jul-93	2.705	3.417	0.638	2.779	4.7	(1.921)	4,518.34	0.638
5-Jul-93	2.615	3.303	0.638	2.665	4.7	(2.035)	4,694.16	0.638
6-Jul-93	2.480	3.133	0.638	2.495	4.7	(2.205)	4,884.67	0.638
7-Jul-93	2.480	3.133	0.638	2.495	4.7	(2.205)	5,075.18	0.638
8-Jul-93	2.518	3.181	0.638	2.543	4.7	(2.157)	5,261.54	0.638
9-Jul-93	2.435	3.076	0.638	2.438	4.7	(2.262)	5,456.98	0.638
10-Jul-93	2.353	2.972	0.638	2.334	4.7	(2.366)	5,661.40	0.638
11-Jul-93	2.480	3.133	0.638	2.495	4.7	(2.205)	5,851.91	0.638
12-Jul-93	2.570	3.246	0.638	2.608	4.7	(2.092)	6,032.66	0.638
13-Jul-93	2.630	3.322	0.638	2.684	4.7	(2.016)	6,206.84	0.638
14-Jul-93	2.615	3.303	0.638	2.665	4.7	(2.035)	6,382.66	0.638
15-Jul-93	2.788	3.522	0.638	2.884	4.7	(1.816)	6,539.56	0.638

Day	Osgauge	Oin	Om	Osd1	Od	Osd2	C	Oout
16-Jul-93	2.735	3.455	0.638	2.817	4.7	(1.883)	6,702.25	0.638
17-Jul-93	2.585	3.265	0.638	2.627	4.7	(2.073)	6,881.36	0.638
18-Jul-93	2.465	3.114	0.638	2.476	4.7	(2.224)	7,073.51	0.638
19-Jul-93	2.480	3.133	0.638	2.495	4.7	(2.205)	7,264.02	0.638
20-Jul-93	2.525	3.189	0.638	2.551	4.7	(2.149)	7,449.69	0.638
21-Jul-93	2.525	3.189	0.638	2.551	4.7	(2.149)	7,635.36	0.638
22-Jul-93	2.450	3.095	0.638	2.457	4.7	(2.243)	7,829.16	0.638
23-Jul-93	2.510	3.171	0.638	2.533	4.7	(2.167)	8,016.39	0.638
24-Jul-93	2.443	3.086	0.638	2.448	4.7	(2.252)	8,210.96	0.638
25-Jul-93	2.458	3.105	0.638	2.467	4.7	(2.233)	8,403.89	0.638
26-Jul-93	2.420	3.057	0.638	2.419	4.7	(2.281)	8,600.97	0.638
27-Jul-93	2.525	3.189	0.638	2.551	4.7	(2.149)	8,786.64	0.638
28-Jul-93	2.435	3.076	0.638	2.438	4.7	(2.262)	8,982.08	0.638
29-Jul-93	2.525	3.189	0.638	2.551	4.7	(2.149)	9,167.75	0.638
30-Jul-93	2.465	3.114	0.638	2.476	4.7	(2.224)	9,359.90	0.638
31-Jul-93	2.548	3.219	0.638	2.581	4.7	(2.119)	9,542.98	0.638
1-Aug-93	2.450	3.095	0.638	2.457	4.7	(2.243)	9,736.78	0.638
2-Aug-93	2.510	3.171	0.638	2.533	4.7	(2.167)	9,924.01	0.638
3-Aug-93	2.480	3.133	0.638	2.495	4.7	(2.205)	10,114.52	0.638
4-Aug-93	2.435	3.076	0.638	2.438	4.7	(2.262)	10,309.96	0.638
5-Aug-93	2.525	3.189	0.638	2.551	4.7	(2.149)	10,495.63	0.638
6-Aug-93	2.340	2.956	0.638	2.318	4.7	(2.382)	10,701.43	0.638
7-Aug-93	2.443	3.086	0.638	2.448	4.7	(2.252)	10,896.00	0.638
8-Aug-93	2.390	3.019	0.638	2.381	4.7	(2.319)	11,096.36	0.638
9-Aug-93	2.300	2.905	0.638	2.267	4.7	(2.433)	11,306.57	0.638
10-Aug-93	2.345	2.962	0.638	2.324	4.7	(2.376)	11,511.86	0.638
11-Aug-93	2.255	2.848	0.638	2.210	4.7	(2.490)	11,727.00	0.638
12-Aug-93	2.293	2.896	0.638	2.258	4.7	(2.442)	11,937.99	0.638
13-Aug-93	2.248	2.840	0.638	2.202	4.7	(2.498)	12,153.82	0.638
14-Aug-93	2.248	2.840	0.638	2.202	4.7	(2.498)	12,369.65	0.638
15-Aug-93	2.165	2.735	0.638	2.097	4.7	(2.603)	12,594.55	0.638
16-Aug-93	2.210	2.792	0.638	2.154	4.7	(2.546)	12,814.52	0.638
17-Aug-93	2.210	2.792	0.638	2.154	4.7	(2.546)	13,034.49	0.638
18-Aug-93	2.113	2.669	0.638	2.031	4.7	(2.669)	13,265.09	0.638
19-Aug-93	1.985	2.507	0.638	1.869	4.7	(2.831)	13,509.69	0.638
20-Aug-93	1.880	2.375	0.638	1.737	4.7	(2.963)	13,765.69	0.638
21-Aug-93	1.880	2.375	0.638	1.737	4.7	(2.963)	14,021.69	0.638
22-Aug-93	1.880	2.375	0.638	1.737	4.7	(2.963)	14,277.69	0.638
23-Aug-93	2.083	2.631	0.638	1.993	4.7	(2.707)	14,511.57	0.638
24-Aug-93	1.895	2.394	0.638	1.756	4.7	(2.944)	14,765.93	0.638
25-Aug-93	1.850	2.337	0.638	1.699	4.7	(3.001)	15,025.22	0.638
26-Aug-93	1.940	2.451	0.638	1.813	4.7	(2.887)	15,274.66	0.638
27-Aug-93	2.053	2.593	0.638	1.955	4.7	(2.745)	15,511.83	0.638
28-Aug-93	2.045	2.583	0.638	1.945	4.7	(2.755)	15,749.86	0.638
29-Aug-93	2.180	2.754	0.638	2.116	4.7	(2.584)	15,973.12	0.638
30-Aug-93	2.150	2.716	0.638	2.078	4.7	(2.622)	16,199.66	0.638
31-Aug-93	2.045	2.583	0.638	1.945	4.7	(2.755)	16,437.69	0.638
1-Sep-93	2.295	2.899	0.638	2.261	4.7	(2.439)	16,648.42	0.638
2-Sep-93	2.295	2.899	0.638	2.261	4.7	(2.439)	16,859.15	0.638
3-Sep-93	2.520	3.183	0.638	2.545	4.7	(2.155)	17,045.34	0.638
4-Sep-93	2.520	3.183	0.638	2.545	4.7	(2.155)	17,231.53	0.638
5-Sep-93	2.610	3.297	0.638	2.659	4.7	(2.041)	17,407.87	0.638
6-Sep-93	2.610	3.297	0.638	2.659	4.7	(2.041)	17,584.21	0.638
7-Sep-93	2.700	3.411	0.638	2.773	4.7	(1.927)	17,750.70	0.638
8-Sep-93	2.580	3.259	0.638	2.621	4.7	(2.079)	17,930.33	0.638
9-Sep-93	2.610	3.297	0.638	2.659	4.7	(2.041)	18,106.67	0.638
10-Sep-93	2.610	3.297	0.638	2.659	4.7	(2.041)	18,283.01	0.638
11-Sep-93	2.700	3.411	0.638	2.773	4.7	(1.927)	18,449.50	0.638

Day	Orauge	Oin	Om	Osd1	Od	Osd2	C	Oout
12-Sep-93	2.610	3.297	0.638	2.659	4.7	(2.041)	18,625.84	0.638
13-Sep-93	2.565	3.240	0.638	2.602	4.7	(2.098)	18,807.11	0.638
14-Sep-93	2.520	3.183	0.638	2.545	4.7	(2.155)	18,993.30	0.638
15-Sep-93	2.520	3.183	0.638	2.545	4.7	(2.155)	19,179.49	0.638
16-Sep-93	2.610	3.297	0.638	2.659	4.7	(2.041)	19,355.83	0.638
17-Sep-93	2.700	3.411	0.638	2.773	4.7	(1.927)	19,522.32	0.638
18-Sep-93	2.700	3.411	0.638	2.773	4.7	(1.927)	19,688.81	0.638
19-Sep-93	2.700	3.411	0.638	2.773	4.7	(1.927)	19,855.30	0.638
20-Sep-93	2.610	3.297	0.638	2.659	4.7	(2.041)	20,031.64	0.638
21-Sep-93	2.700	3.411	0.638	2.773	4.7	(1.927)	20,198.13	0.638
22-Sep-93	2.790	3.524	0.638	2.886	4.7	(1.814)	20,354.86	0.638
23-Sep-93	2.745	3.467	0.638	2.829	4.7	(1.871)	20,516.51	0.638
24-Sep-93	2.880	3.638	0.638	3.000	4.7	(1.700)	20,663.39	0.638
25-Sep-93	2.880	3.638	0.638	3.000	4.7	(1.700)	20,810.27	0.638
26-Sep-93	2.880	3.638	0.638	3.000	4.7	(1.700)	20,957.15	0.638
27-Sep-93	2.790	3.524	0.638	2.886	4.7	(1.814)	21,113.88	0.638
28-Sep-93	2.880	3.638	0.638	3.000	4.7	(1.700)	21,260.76	0.638
29-Sep-93	2.970	3.752	0.638	3.114	4.7	(1.586)	21,397.79	0.638
30-Sep-93	2.970	3.752	0.638	3.114	4.7	(1.586)	21,534.82	0.638
1-Oct-93	3.060	3.865	0.638	3.227	4.7	(1.473)	21,662.09	0.638
2-Oct-93	3.150	3.979	0.638	3.341	4.7	(1.359)	21,779.51	0.638
3-Oct-93	3.150	3.979	0.638	3.341	4.7	(1.359)	21,896.93	0.638
4-Oct-93	3.105	3.922	0.638	3.284	4.7	(1.416)	22,019.27	0.638
5-Oct-93	3.195	4.036	0.638	3.398	4.7	(1.302)	22,131.76	0.638
6-Oct-93	3.195	4.036	0.638	3.398	4.7	(1.302)	22,244.25	0.638
7-Oct-93	3.105	3.922	0.638	3.284	4.7	(1.416)	22,366.59	0.638
8-Oct-93	3.150	3.979	0.638	3.341	4.7	(1.359)	22,484.01	0.638
9-Oct-93	3.150	3.979	0.638	3.341	4.7	(1.359)	22,601.43	0.638
10-Oct-93	3.150	3.979	0.638	3.341	4.7	(1.359)	22,718.85	0.638
11-Oct-93	3.150	3.979	0.638	3.341	4.7	(1.359)	22,836.27	0.638
12-Oct-93	3.150	3.979	0.638	3.341	4.7	(1.359)	22,953.69	0.638
13-Oct-93	2.895	3.657	0.638	3.019	4.7	(1.681)	23,098.93	0.638
14-Oct-93	2.835	3.581	0.638	2.943	4.7	(1.757)	23,250.73	0.638
15-Oct-93	2.790	3.524	0.638	2.886	4.7	(1.814)	23,407.46	0.638
16-Oct-93	2.880	3.638	0.638	3.000	4.7	(1.700)	23,554.34	0.638
17-Oct-93	2.880	3.638	0.638	3.000	4.7	(1.700)	23,701.22	0.638
18-Oct-93	2.880	3.638	0.638	3.000	4.7	(1.700)	23,848.10	0.638
19-Oct-93	2.790	3.524	0.638	2.886	4.7	(1.814)	24,004.83	0.638
20-Oct-93	2.790	3.524	0.638	2.886	4.7	(1.814)	24,161.56	0.638
21-Oct-93	2.790	3.524	0.638	2.886	4.7	(1.814)	24,318.29	0.638
22-Oct-93	2.790	3.524	0.638	2.886	4.7	(1.814)	24,475.02	0.638
23-Oct-93	2.790	3.524	0.638	2.886	4.7	(1.814)	24,631.75	0.638
24-Oct-93	2.880	3.638	0.638	3.000	4.7	(1.700)	24,778.63	0.638
25-Oct-93	2.835	3.581	0.638	2.943	4.7	(1.757)	24,930.43	0.638
26-Oct-93	2.835	3.581	0.638	2.943	4.7	(1.757)	25,082.23	0.638
27-Oct-93	2.880	3.638	0.638	3.000	4.7	(1.700)	25,229.11	0.638
28-Oct-93	3.038	3.837	0.638	3.199	4.7	(1.501)	25,358.80	0.638
29-Oct-93	3.105	3.922	0.638	3.284	4.7	(1.416)	25,481.14	0.638
30-Oct-93	3.060	3.865	0.638	3.227	4.7	(1.473)	25,608.41	0.638
31-Oct-93	3.060	3.865	0.638	3.227	4.7	(1.473)	25,735.68	0.638
1-Nov-93	3.150	3.979	0.638	3.341	4.7	(1.359)	25,853.10	0.638
2-Nov-93	3.150	3.979	0.638	3.341	4.7	(1.359)	25,970.52	0.638
3-Nov-93	4.185	5.286	0.638	4.648	4.7	(0.052)	25,975.01	0.638
4-Nov-93	3.105	3.922	0.638	3.284	4.7	(1.416)	26,097.35	0.638
5-Nov-93	3.060	3.865	0.638	3.227	4.7	(1.473)	26,224.62	0.638
6-Nov-93	3.060	3.865	0.638	3.227	4.7	(1.473)	26,351.89	0.638
7-Nov-93	3.060	3.865	0.638	3.227	4.7	(1.473)	26,479.16	0.638
8-Nov-93	3.060	3.865	0.638	3.227	4.7	(1.473)	26,606.43	0.638

Day	Orauge	Ojn	Om	Osd1	Od	Osd2	C	Oout
9-Nov-93	3.015	3.808	0.638	3.170	4.7	(1.530)	26,738.62	0.638
10-Nov-93	3.280	4.143	0.638	3.505	4.7	(1.195)	26,841.87	0.638
11-Nov-93	3.238	4.090	0.638	3.452	4.7	(1.248)	26,949.70	0.638
12-Nov-93	3.150	3.979	0.638	3.341	4.7	(1.359)	27,067.12	0.638
13-Nov-93	3.060	3.865	0.638	3.227	4.7	(1.473)	27,194.39	0.638
14-Nov-93	3.060	3.865	0.638	3.227	4.7	(1.473)	27,321.66	0.638
15-Nov-93	3.060	3.865	0.638	3.227	4.7	(1.473)	27,448.93	0.638
16-Nov-93	3.060	3.865	0.638	3.227	4.7	(1.473)	27,576.20	0.638
17-Nov-93	3.060	3.865	0.638	3.227	4.7	(1.473)	27,703.47	0.638
18-Nov-93	3.060	3.865	0.638	3.227	4.7	(1.473)	27,830.74	0.638
19-Nov-93	3.060	3.865	0.638	3.227	4.7	(1.473)	27,958.01	0.638
20-Nov-93	3.060	3.865	0.638	3.227	4.7	(1.473)	28,085.28	0.638
21-Nov-93	3.060	3.865	0.638	3.227	4.7	(1.473)	28,212.55	0.638
22-Nov-93	3.060	3.865	0.638	3.227	4.7	(1.473)	28,339.82	0.638
23-Nov-93	3.060	3.865	0.638	3.227	4.7	(1.473)	28,467.09	0.638
24-Nov-93	3.060	3.865	0.638	3.227	4.7	(1.473)	28,594.36	0.638
25-Nov-93	3.060	3.865	0.638	3.227	4.7	(1.473)	28,721.63	0.638
26-Nov-93	3.060	3.865	0.638	3.227	4.7	(1.473)	28,848.90	0.638
27-Nov-93	3.150	3.979	0.638	3.341	4.7	(1.359)	28,966.32	0.638
28-Nov-93	3.150	3.979	0.638	3.341	4.7	(1.359)	29,083.74	0.638
29-Nov-93	3.150	3.979	0.638	3.341	4.7	(1.359)	29,201.16	0.638
30-Nov-93	3.150	3.979	0.638	3.341	4.7	(1.359)	29,318.58	0.638
1-Dec-93	3.150	3.979	0.638	3.341	4.7	(1.359)	29,436.00	0.638
2-Dec-93	3.150	3.979	0.638	3.341	4.7	(1.359)	29,553.42	0.638
3-Dec-93	3.060	3.865	0.638	3.227	4.7	(1.473)	29,680.69	0.638
4-Dec-93	3.060	3.865	0.638	3.227	4.7	(1.473)	29,807.96	0.638
5-Dec-93	3.060	3.865	0.638	3.227	4.7	(1.473)	29,935.23	0.638
6-Dec-93	3.060	3.865	0.638	3.227	4.7	(1.473)	30,062.50	0.638
7-Dec-93	3.060	3.865	0.638	3.227	4.7	(1.473)	30,189.77	0.638
8-Dec-93	3.060	3.865	0.638	3.227	4.7	(1.473)	30,317.04	0.638
9-Dec-93	3.060	3.865	0.638	3.227	4.7	(1.473)	30,444.31	0.638
10-Dec-93	3.060	3.865	0.638	3.227	4.7	(1.473)	30,571.58	0.638
11-Dec-93	3.060	3.865	0.638	3.227	4.7	(1.473)	30,698.85	0.638
12-Dec-93	3.060	3.865	0.638	3.227	4.7	(1.473)	30,826.12	0.638
13-Dec-93	3.060	3.865	0.638	3.227	4.7	(1.473)	30,953.39	0.638
14-Dec-93	3.240	4.093	0.638	3.455	4.7	(1.245)	31,060.96	0.638
15-Dec-93	3.240	4.093	0.638	3.455	4.7	(1.245)	31,168.53	0.638
16-Dec-93	3.150	3.979	0.638	3.341	4.7	(1.359)	31,285.95	0.638
17-Dec-93	3.060	3.865	0.638	3.227	4.7	(1.473)	31,413.22	0.638
18-Dec-93	3.060	3.865	0.638	3.227	4.7	(1.473)	31,540.49	0.638
19-Dec-93	3.060	3.865	0.638	3.227	4.7	(1.473)	31,667.76	0.638
20-Dec-93	3.060	3.865	0.638	3.227	4.7	(1.473)	31,795.03	0.638
21-Dec-93	3.060	3.865	0.638	3.227	4.7	(1.473)	31,922.30	0.638
22-Dec-93	3.060	3.865	0.638	3.227	4.7	(1.473)	32,049.57	0.638
23-Dec-93	3.060	3.865	0.638	3.227	4.7	(1.473)	32,176.84	0.638
24-Dec-93	3.060	3.865	0.638	3.227	4.7	(1.473)	32,304.11	0.638
25-Dec-93	3.060	3.865	0.638	3.227	4.7	(1.473)	32,431.38	0.638
26-Dec-93	3.060	3.865	0.638	3.227	4.7	(1.473)	32,558.65	0.638
27-Dec-93	3.060	3.865	0.638	3.227	4.7	(1.473)	32,685.92	0.638
28-Dec-93	3.060	3.865	0.638	3.227	4.7	(1.473)	32,813.19	0.638
29-Dec-93	3.060	3.865	0.638	3.227	4.7	(1.473)	32,940.46	0.638
30-Dec-93	3.060	3.865	0.638	3.227	4.7	(1.473)	33,067.73	0.638
31-Dec-93	3.060	3.865	0.638	3.227	4.7	(1.473)	33,195.00	0.638
1-Jan-94	3.060	3.865	0.638	3.227	4.7	(1.473)	33,322.27	0.638
2-Jan-94	3.060	3.865	0.638	3.227	4.7	(1.473)	33,449.54	0.638
3-Jan-94	3.240	4.093	0.638	3.455	4.7	(1.245)	33,557.11	0.638
4-Jan-94	3.600	4.547	0.638	3.909	4.7	(0.791)	33,625.45	0.638
5-Jan-94	5.070	6.404	0.638	5.766	4.7	1.066	33,533.35	0.638

Day	Ogauge	Oin	Om	Osd1	Od	Osd2	C	Coat
6-Jan-94	4.250	5.368	0.638	4.730	4.7	0.030	33,530.76	0.638
7-Jan-94	3.730	4.712	0.638	4.074	4.7	(0.626)	33,584.85	0.638
8-Jan-94	3.510	4.434	0.638	3.796	4.7	(0.904)	33,662.96	0.638
9-Jan-94	3.420	4.320	0.638	3.682	4.7	(1.018)	33,750.92	0.638
10-Jan-94	3.330	4.206	0.638	3.568	4.7	(1.132)	33,848.72	0.638
11-Jan-94	3.330	4.206	0.638	3.568	4.7	(1.132)	33,946.52	0.638
12-Jan-94	3.330	4.206	0.638	3.568	4.7	(1.132)	34,044.32	0.638
13-Jan-94	3.330	4.206	0.638	3.568	4.7	(1.132)	34,142.12	0.638
14-Jan-94	3.330	4.206	0.638	3.568	4.7	(1.132)	34,239.92	0.638
15-Jan-94	3.330	4.206	0.638	3.568	4.7	(1.132)	34,337.72	0.638
16-Jan-94	3.330	4.206	0.638	3.568	4.7	(1.132)	34,435.52	0.638
17-Jan-94	3.330	4.206	0.638	3.568	4.7	(1.132)	34,533.32	0.638
18-Jan-94	3.330	4.206	0.638	3.568	4.7	(1.132)	34,631.12	0.638
19-Jan-94	3.330	4.206	0.638	3.568	4.7	(1.132)	34,728.92	0.638
20-Jan-94	3.285	4.149	0.638	3.511	4.7	(1.189)	34,831.65	0.638
21-Jan-94	2.880	3.638	0.638	3.000	4.7	(1.700)	34,978.53	0.638
22-Jan-94	4.117	5.200	0.638	4.562	4.7	(0.138)	34,990.45	0.638
23-Jan-94	9.429	11.910	0.638	11.272	4.7	6.572	34,422.63	0.638
24-Jan-94	7.680	9.701	0.638	9.063	4.7	4.363	34,045.67	0.638
25-Jan-94	5.750	7.263	0.638	6.625	4.7	1.925	33,879.35	0.638
26-Jan-94	4.640	5.861	0.638	5.223	4.7	0.523	33,834.16	0.638
27-Jan-94	3.990	5.040	0.638	4.402	4.7	(0.298)	33,859.91	0.638
28-Jan-94	3.600	4.547	0.638	3.909	4.7	(0.791)	33,928.25	0.638
29-Jan-94	3.480	4.396	0.638	3.758	4.7	(0.942)	34,009.64	0.638
30-Jan-94	3.480	4.396	0.638	3.758	4.7	(0.942)	34,091.03	0.638
31-Jan-94	3.330	4.206	0.638	3.568	4.7	(1.132)	34,188.83	0.638
1-Feb-94	3.240	4.093	0.638	3.455	4.7	(1.245)	34,296.40	0.638
2-Feb-94	3.240	4.093	0.638	3.455	4.7	(1.245)	34,403.97	0.638
3-Feb-94	2.940	3.714	0.638	3.076	4.7	(1.624)	34,544.28	0.638
4-Feb-94	1.905	2.406	0.638	1.768	4.7	(2.932)	34,797.60	0.638
5-Feb-94	1.040	1.314	0.638	0.676	4.7	(4.024)	35,145.27	0.638
6-Feb-94	1.540	1.945	0.638	1.307	4.7	(3.393)	35,438.43	0.638
7-Feb-94	1.300	1.642	0.638	1.004	4.7	(3.696)	35,757.76	0.638
8-Feb-94	1.672	2.112	0.638	1.474	4.7	(3.226)	36,036.49	0.638
9-Feb-94	2.580	3.259	0.638	2.621	4.7	(2.079)	36,216.12	0.638
10-Feb-94	4.370	5.520	0.638	4.882	4.7	0.182	36,200.40	0.638
11-Feb-94	6.822	8.617	0.638	7.979	4.7	3.279	35,917.09	0.638
12-Feb-94	9.645	12.183	0.638	11.545	4.7	6.845	35,325.68	0.638
13-Feb-94	12.750	16.105	0.638	15.467	4.7	10.767	34,395.41	0.638
14-Feb-94	13.628	17.214	0.638	16.576	4.7	11.876	33,369.32	0.638
15-Feb-94	9.790	12.366	0.638	11.728	4.7	7.028	32,762.10	0.638
16-Feb-94	6.588	8.322	0.638	7.684	4.7	2.984	32,504.28	0.638
17-Feb-94	4.805	6.069	0.638	5.431	4.7	0.731	32,441.12	0.638
18-Feb-94	4.055	5.122	0.638	4.484	4.7	(0.216)	32,459.78	0.638
19-Feb-94	3.547	4.480	0.638	3.842	4.7	(0.858)	32,533.91	0.638
20-Feb-94	3.315	4.187	0.638	3.549	4.7	(1.151)	32,633.36	0.638
21-Feb-94	3.195	4.036	0.638	3.398	4.7	(1.302)	32,745.85	0.638
22-Feb-94	3.105	3.922	0.638	3.284	4.7	(1.416)	32,868.19	0.638
23-Feb-94	2.970	3.752	0.638	3.114	4.7	(1.586)	33,005.22	0.638
24-Feb-94	2.880	3.638	0.638	3.000	4.7	(1.700)	33,152.10	0.638
25-Feb-94	5.190	6.556	0.638	5.918	4.7	1.218	33,046.86	0.638
26-Feb-94	5.190	6.556	0.638	5.918	4.7	1.218	32,941.62	0.638
27-Feb-94	5.570	7.036	0.638	6.398	4.7	1.698	32,794.91	0.638
28-Feb-94	6.473	8.176	0.638	7.538	4.7	2.838	32,549.71	0.638
1-Mar-94	7.217	9.116	0.638	8.478	4.7	3.778	32,223.29	0.638
2-Mar-94	7.873	9.945	0.638	9.307	4.7	4.607	31,825.25	0.638
3-Mar-94	8.617	10.885	0.638	10.247	4.7	5.547	31,345.99	0.638
4-Mar-94	7.900	9.979	0.638	9.341	4.7	4.641	30,945.01	0.638

Day	Ogauce	Oin	Om	Osd1	Od	Osd2	C	Cont
5-Mar-94	7.400	9.347	0.638	8.709	4.7	4.009	30,598.63	0.638
6-Mar-94	7.669	9.687	0.638	9.049	4.7	4.349	30,222.88	0.638
7-Mar-94	8.450	10.674	0.638	10.036	4.7	5.336	29,761.85	0.638
8-Mar-94	8.450	10.674	0.638	10.036	4.7	5.336	29,300.82	0.638
9-Mar-94	8.450	10.674	0.638	10.036	4.7	5.336	28,839.79	0.638
10-Mar-94	8.395	10.604	0.638	9.966	4.7	5.266	28,384.81	0.638
11-Mar-94	8.120	10.257	0.638	9.619	4.7	4.919	27,959.81	0.638
12-Mar-94	8.450	10.674	0.638	10.036	4.7	5.336	27,498.78	0.638
13-Mar-94	8.450	10.674	0.638	10.036	4.7	5.336	27,037.75	0.638
14-Mar-94	8.450	10.674	0.638	10.036	4.7	5.336	26,576.72	0.638
15-Mar-94	8.450	10.674	0.638	10.036	4.7	5.336	26,115.69	0.638
16-Mar-94	8.450	10.674	0.638	10.036	4.7	5.336	25,654.66	0.638
17-Mar-94	8.450	10.674	0.638	10.036	4.7	5.336	25,193.63	0.638
18-Mar-94	7.900	9.979	0.638	9.341	4.7	4.641	24,792.65	0.638
19-Mar-94	7.100	8.968	0.638	8.330	4.7	3.630	24,479.02	0.638
20-Mar-94	6.710	8.476	0.638	7.838	4.7	3.138	24,207.90	0.638
21-Mar-94	6.425	8.116	0.638	7.478	4.7	2.778	23,967.88	0.638
22-Mar-94	6.235	7.876	0.638	7.238	4.7	2.538	23,748.60	0.638
23-Mar-94	5.926	7.485	0.638	6.847	4.7	2.147	23,563.10	0.638
24-Mar-94	5.665	7.156	0.638	6.518	4.7	1.818	23,406.02	0.638
25-Mar-94	5.475	6.916	0.638	6.278	4.7	1.578	23,269.68	0.638
26-Mar-94	5.380	6.796	0.638	6.158	4.7	1.458	23,143.71	0.638
27-Mar-94	5.190	6.556	0.638	5.918	4.7	1.218	23,038.47	0.638
28-Mar-94	5.190	6.556	0.638	5.918	4.7	1.218	22,933.23	0.638
29-Mar-94	5.190	6.556	0.638	5.918	4.7	1.218	22,827.99	0.638
30-Mar-94	5.090	6.429	0.638	5.791	4.7	1.091	22,733.73	0.638
31-Mar-94	5.090	6.429	0.638	5.791	4.7	1.091	22,639.47	0.638
1-Apr-94	5.095	6.436	0.638	5.798	4.7	1.098	22,544.60	0.638
2-Apr-94	5.095	6.436	0.638	5.798	4.7	1.098	22,449.73	0.638
3-Apr-94	5.095	6.436	0.638	5.798	4.7	1.098	22,354.86	0.638
4-Apr-94	4.970	6.278	0.638	5.640	4.7	0.940	22,273.64	0.638
5-Apr-94	4.820	6.088	0.638	5.450	4.7	0.750	22,208.84	0.638
6-Apr-94	4.730	5.975	0.638	5.337	4.7	0.637	22,153.80	0.638
7-Apr-94	4.730	5.975	0.638	5.337	4.7	0.637	22,098.76	0.638
8-Apr-94	4.730	5.975	0.638	5.337	4.7	0.637	22,043.72	0.638
9-Apr-94	4.730	5.975	0.638	5.337	4.7	0.637	21,988.68	0.638
10-Apr-94	4.640	5.861	0.638	5.223	4.7	0.523	21,943.49	0.638
11-Apr-94	4.640	5.861	0.638	5.223	4.7	0.523	21,898.30	0.638
12-Apr-94	4.640	5.861	0.638	5.223	4.7	0.523	21,853.11	0.638
13-Apr-94	4.550	5.747	0.638	5.109	4.7	0.409	21,817.77	0.638
14-Apr-94	4.550	5.747	0.638	5.109	4.7	0.409	21,782.43	0.638
15-Apr-94	4.550	5.747	0.638	5.109	4.7	0.409	21,747.09	0.638
16-Apr-94	4.460	5.634	0.638	4.996	4.7	0.296	21,721.52	0.638
17-Apr-94	4.460	5.634	0.638	4.996	4.7	0.296	21,695.95	0.638
18-Apr-94	4.460	5.634	0.638	4.996	4.7	0.296	21,670.38	0.638
19-Apr-94	4.460	5.634	0.638	4.996	4.7	0.296	21,644.81	0.638
20-Apr-94	4.380	5.533	0.638	4.895	4.7	0.195	21,627.96	0.638
21-Apr-94	4.380	5.533	0.638	4.895	4.7	0.195	21,611.11	0.638
22-Apr-94	4.380	5.533	0.638	4.895	4.7	0.195	21,594.26	0.638
23-Apr-94	4.380	5.533	0.638	4.895	4.7	0.195	21,577.41	0.638
24-Apr-94	3.875	4.895	0.638	4.257	4.7	(0.443)	21,615.69	0.638
25-Apr-94	3.650	4.611	0.638	3.973	4.7	(0.727)	21,678.50	0.638
26-Apr-94	3.650	4.611	0.638	3.973	4.7	(0.727)	21,741.31	0.638
27-Apr-94	3.605	4.554	0.638	3.916	4.7	(0.784)	21,809.05	0.638
28-Apr-94	3.515	4.440	0.638	3.802	4.7	(0.898)	21,886.64	0.638
29-Apr-94	3.088	3.901	0.638	3.263	4.7	(1.437)	22,010.80	0.638
30-Apr-94	3.815	4.819	0.638	4.181	4.7	(0.519)	22,055.64	0.638
1-May-94	3.785	4.781	0.638	4.143	4.7	(0.557)	22,103.76	0.638

Day	Ozauge	Oin	Om	Osd1	Od	Osd2	C	Oout
2-May-94	3.605	4.554	0.638	3.916	4.7	(0.784)	22,171.50	0.638
3-May-94	3.500	4.421	0.638	3.783	4.7	(0.917)	22,250.73	0.638
4-May-94	3.560	4.497	0.638	3.859	4.7	(0.841)	22,323.39	0.638
5-May-94	3.838	4.848	0.638	4.210	4.7	(0.490)	22,365.73	0.638
6-May-94	4.010	5.065	0.638	4.427	4.7	(0.273)	22,389.32	0.638
7-May-94	3.830	4.838	0.638	4.200	4.7	(0.500)	22,432.52	0.638
8-May-94	3.740	4.724	0.638	4.086	4.7	(0.614)	22,485.57	0.638
9-May-94	3.650	4.611	0.638	3.973	4.7	(0.727)	22,548.38	0.638
10-May-94	3.560	4.497	0.638	3.859	4.7	(0.841)	22,621.04	0.638
11-May-94	3.560	4.497	0.638	3.859	4.7	(0.841)	22,693.70	0.638
12-May-94	3.605	4.554	0.638	3.916	4.7	(0.784)	22,761.44	0.638
13-May-94	3.470	4.383	0.638	3.745	4.7	(0.955)	22,843.95	0.638
14-May-94	3.290	4.156	0.638	3.518	4.7	(1.182)	22,946.07	0.638
15-May-94	3.155	3.985	0.638	3.347	4.7	(1.353)	23,062.97	0.638
16-May-94	3.110	3.928	0.638	3.290	4.7	(1.410)	23,184.79	0.638
17-May-94	3.110	3.928	0.638	3.290	4.7	(1.410)	23,306.61	0.638
18-May-94	3.110	3.928	0.638	3.290	4.7	(1.410)	23,428.43	0.638
19-May-94	3.110	3.928	0.638	3.290	4.7	(1.410)	23,550.25	0.638
20-May-94	3.290	4.156	0.638	3.518	4.7	(1.182)	23,652.37	0.638
21-May-94	3.380	4.269	0.638	3.631	4.7	(1.069)	23,744.73	0.638
22-May-94	3.470	4.383	0.638	3.745	4.7	(0.955)	23,827.24	0.638
23-May-94	3.380	4.269	0.638	3.631	4.7	(1.069)	23,919.60	0.638
24-May-94	3.155	3.985	0.638	3.347	4.7	(1.353)	24,036.50	0.638
25-May-94	3.155	3.985	0.638	3.347	4.7	(1.353)	24,153.40	0.638
26-May-94	3.155	3.985	0.638	3.347	4.7	(1.353)	24,270.30	0.638
27-May-94	3.200	4.042	0.638	3.404	4.7	(1.296)	24,382.27	0.638
28-May-94	3.200	4.042	0.638	3.404	4.7	(1.296)	24,494.24	0.638
29-May-94	3.110	3.928	0.638	3.290	4.7	(1.410)	24,616.06	0.638
30-May-94	3.020	3.815	0.638	3.177	4.7	(1.523)	24,747.65	0.638
31-May-94	3.245	4.099	0.638	3.461	4.7	(1.239)	24,854.70	0.638
1-Jun-94	3.155	3.985	0.638	3.347	4.7	(1.353)	24,971.60	0.638
2-Jun-94	3.155	3.985	0.638	3.347	4.7	(1.353)	25,088.50	0.638
3-Jun-94	3.110	3.928	0.638	3.290	4.7	(1.410)	25,210.32	0.638
4-Jun-94	3.020	3.815	0.638	3.177	4.7	(1.523)	25,341.91	0.638
5-Jun-94	3.020	3.815	0.638	3.177	4.7	(1.523)	25,473.50	0.638
6-Jun-94	2.975	3.758	0.638	3.120	4.7	(1.580)	25,610.01	0.638
7-Jun-94	2.975	3.758	0.638	3.120	4.7	(1.580)	25,746.52	0.638
8-Jun-94	2.930	3.701	0.638	3.063	4.7	(1.637)	25,887.96	0.638
9-Jun-94	2.930	3.701	0.638	3.063	4.7	(1.637)	26,029.40	0.638
10-Jun-94	2.975	3.758	0.638	3.120	4.7	(1.580)	26,165.91	0.638
11-Jun-94	3.065	3.872	0.638	3.234	4.7	(1.466)	26,292.57	0.638
12-Jun-94	3.020	3.815	0.638	3.177	4.7	(1.523)	26,424.16	0.638
13-Jun-94	2.930	3.701	0.638	3.063	4.7	(1.637)	26,565.60	0.638
14-Jun-94	2.885	3.644	0.638	3.006	4.7	(1.694)	26,711.96	0.638
15-Jun-94	2.885	3.644	0.638	3.006	4.7	(1.694)	26,858.32	0.638
16-Jun-94	2.885	3.644	0.638	3.006	4.7	(1.694)	27,004.68	0.638
17-Jun-94	2.795	3.531	0.638	2.893	4.7	(1.807)	27,160.80	0.638
18-Jun-94	2.750	3.474	0.638	2.836	4.7	(1.864)	27,321.85	0.638
19-Jun-94	2.795	3.531	0.638	2.893	4.7	(1.807)	27,477.97	0.638
20-Jun-94	2.795	3.531	0.638	2.893	4.7	(1.807)	27,634.09	0.638
21-Jun-94	2.750	3.474	0.638	2.836	4.7	(1.864)	27,795.14	0.638
22-Jun-94	2.750	3.474	0.638	2.836	4.7	(1.864)	27,956.19	0.638
23-Jun-94	2.795	3.531	0.638	2.893	4.7	(1.807)	28,112.31	0.638
24-Jun-94	2.840	3.587	0.638	2.949	4.7	(1.751)	28,263.60	0.638
25-Jun-94	3.035	3.834	0.638	3.196	4.7	(1.504)	28,393.55	0.638
26-Jun-94	3.020	3.815	0.638	3.177	4.7	(1.523)	28,525.14	0.638
27-Jun-94	2.930	3.701	0.638	3.063	4.7	(1.637)	28,666.58	0.638
28-Jun-94	2.990	3.777	0.638	3.139	4.7	(1.561)	28,801.45	0.638

Day	Oaugs	Oin	Om	Osd1	Od	Osd2	C	Oout
29-Jun-94	3.035	3.834	0.638	3.196	4.7	(1.504)	28,931.40	0.638
30-Jun-94	3.065	3.872	0.638	3.234	4.7	(1.466)	29,058.06	0.638
1-Jul-94	2.848	3.597	0.638	2.959	4.7	(1.741)	29,208.48	0.638
2-Jul-94	2.848	3.597	0.638	2.959	4.7	(1.741)	29,358.90	0.638
3-Jul-94	2.840	3.587	0.638	2.949	4.7	(1.751)	29,510.19	0.638
4-Jul-94	2.795	3.531	0.638	2.893	4.7	(1.807)	29,666.31	0.638
5-Jul-94	2.750	3.474	0.638	2.836	4.7	(1.864)	29,827.36	0.638
6-Jul-94	2.750	3.474	0.638	2.836	4.7	(1.864)	29,988.41	0.638
7-Jul-94	2.705	3.417	0.638	2.779	4.7	(1.921)	30,154.38	0.638
8-Jul-94	2.653	3.351	0.638	2.713	4.7	(1.987)	30,326.06	0.638
9-Jul-94	2.608	3.294	0.638	2.656	4.7	(2.044)	30,502.66	0.638
10-Jul-94	2.615	3.303	0.638	2.665	4.7	(2.035)	30,678.48	0.638
11-Jul-94	2.615	3.303	0.638	2.665	4.7	(2.035)	30,854.30	0.638
12-Jul-94	2.705	3.417	0.638	2.779	4.7	(1.921)	31,020.27	0.638
13-Jul-94	2.615	3.303	0.638	2.665	4.7	(2.035)	31,196.09	0.638
14-Jul-94	2.480	3.133	0.638	2.495	4.7	(2.205)	31,386.60	0.638
15-Jul-94	2.570	3.246	0.638	2.608	4.7	(2.092)	31,567.35	0.638
16-Jul-94	2.660	3.360	0.638	2.722	4.7	(1.978)	31,738.25	0.638
17-Jul-94	2.660	3.360	0.638	2.722	4.7	(1.978)	31,909.15	0.638
18-Jul-94	2.660	3.360	0.638	2.722	4.7	(1.978)	32,080.05	0.638
19-Jul-94	2.638	3.332	0.638	2.694	4.7	(2.006)	32,253.37	0.638
20-Jul-94	2.593	3.275	0.638	2.637	4.7	(2.063)	32,431.61	0.638
21-Jul-94	1.838	2.322	0.638	1.684	4.7	(3.016)	32,692.19	0.638
22-Jul-94	1.140	1.440	0.638	0.802	4.7	(3.898)	33,028.98	0.638
23-Jul-94	0.930	1.175	0.638	0.537	4.7	(4.163)	33,388.66	0.638
24-Jul-94	0.835	1.055	0.638	0.417	4.7	(4.283)	33,758.71	0.638
25-Jul-94	1.020	1.288	0.638	0.650	4.7	(4.050)	34,108.63	0.638
26-Jul-94	0.980	1.238	0.638	0.600	4.7	(4.100)	34,462.87	0.638
27-Jul-94	0.940	1.187	0.638	0.549	4.7	(4.151)	34,821.52	0.638
28-Jul-94	0.940	1.187	0.638	0.549	4.7	(4.151)	35,180.17	0.638
29-Jul-94	0.900	1.137	0.638	0.499	4.7	(4.201)	35,543.14	0.638
30-Jul-94	0.900	1.137	0.638	0.499	4.7	(4.201)	35,906.11	0.638
31-Jul-94	0.940	1.187	0.638	0.549	4.7	(4.151)	36,264.76	0.638
1-Aug-94	0.940	1.187	0.638	0.549	4.7	(4.151)	36,623.41	0.638
2-Aug-94	0.940	1.187	0.638	0.549	4.7	(4.151)	36,982.06	0.638
3-Aug-94	1.020	1.288	0.638	0.650	4.7	(4.050)	37,331.98	0.638
4-Aug-94	1.020	1.288	0.638	0.650	4.7	(4.050)	37,681.90	0.638
5-Aug-94	0.940	1.187	0.638	0.549	4.7	(4.151)	38,040.55	0.638
6-Aug-94	0.940	1.187	0.638	0.549	4.7	(4.151)	38,399.20	0.638
7-Aug-94	1.227	1.550	0.638	0.912	4.7	(3.788)	38,726.48	0.638
8-Aug-94	0.548	0.692	0.638	0.054	4.7	(4.646)	39,127.89	0.638
9-Aug-94	0.795	1.004	0.638	0.366	4.7	(4.334)	39,502.35	0.638
10-Aug-94	0.860	1.086	0.638	0.448	4.7	(4.252)	39,869.72	0.638
11-Aug-94	0.820	1.036	0.638	0.398	4.7	(4.302)	40,241.41	0.638
12-Aug-94	0.947	1.196	0.638	0.558	4.7	(4.142)	40,599.28	0.638
13-Aug-94	1.060	1.339	0.638	0.701	4.7	(3.999)	40,944.79	0.638
14-Aug-94	0.980	1.238	0.638	0.600	4.7	(4.100)	41,299.03	0.638
15-Aug-94	0.860	1.086	0.638	0.448	4.7	(4.252)	41,666.40	0.638
16-Aug-94	0.900	1.137	0.638	0.499	4.7	(4.201)	42,029.37	0.638
17-Aug-94	0.940	1.187	0.638	0.549	4.7	(4.151)	42,388.02	0.638
18-Aug-94	0.940	1.187	0.638	0.549	4.7	(4.151)	42,746.67	0.638
19-Aug-94	0.940	1.187	0.638	0.549	4.7	(4.151)	43,105.32	0.638
20-Aug-94	0.940	1.187	0.638	0.549	4.7	(4.151)	43,463.97	0.638
21-Aug-94	0.940	1.187	0.638	0.549	4.7	(4.151)	43,822.62	0.638
22-Aug-94	0.940	1.187	0.638	0.549	4.7	(4.151)	44,181.27	0.638
23-Aug-94	0.980	1.238	0.638	0.600	4.7	(4.100)	44,535.51	0.638
24-Aug-94	1.020	1.288	0.638	0.650	4.7	(4.050)	44,885.43	0.638
25-Aug-94	1.020	1.288	0.638	0.650	4.7	(4.050)	45,235.35	0.638

Day	Ogauge	Oin	Oin	Osd1	Od	Osd2	C	Oout
26-Aug-94	1.020	1.288	0.638	0.650	4.7	(4.050)	45,585.27	0.638
27-Aug-94	1.020	1.288	0.638	0.650	4.7	(4.050)	45,935.19	0.638
28-Aug-94	1.020	1.288	0.638	0.650	4.7	(4.050)	46,285.11	0.638
29-Aug-94	1.020	1.288	0.638	0.650	4.7	(4.050)	46,635.03	0.638
30-Aug-94	1.020	1.288	0.638	0.650	4.7	(4.050)	46,984.95	0.638
31-Aug-94	1.020	1.288	0.638	0.650	4.7	(4.050)	47,334.87	0.638
1-Sep-94	1.680	2.122	0.638	1.484	4.7	(3.216)	47,612.73	0.638
2-Sep-94	1.680	2.122	0.638	1.484	4.7	(3.216)	47,890.59	0.638
3-Sep-94	1.680	2.122	0.638	1.484	4.7	(3.216)	48,168.45	0.638
4-Sep-94	1.740	2.198	0.638	1.560	4.7	(3.140)	48,439.75	0.638
5-Sep-94	1.860	2.349	0.638	1.711	4.7	(2.989)	48,698.00	0.638
6-Sep-94	1.950	2.463	0.638	1.825	4.7	(2.875)	48,946.40	0.638
7-Sep-94	1.920	2.425	0.638	1.787	4.7	(2.913)	49,198.08	0.638
8-Sep-94	1.860	2.349	0.638	1.711	4.7	(2.989)	49,456.33	0.638
9-Sep-94	1.860	2.349	0.638	1.711	4.7	(2.989)	49,714.58	0.638
10-Sep-94	1.860	2.349	0.638	1.711	4.7	(2.989)	49,972.83	0.638
11-Sep-94	1.800	2.274	0.638	1.636	4.7	(3.064)	50,237.56	0.638
12-Sep-94	1.910	2.413	0.638	1.775	4.7	(2.925)	50,490.28	0.638
13-Sep-94	2.100	2.653	0.638	2.015	4.7	(2.685)	50,722.26	0.638
14-Sep-94	2.040	2.577	0.638	1.939	4.7	(2.761)	50,960.81	0.638
15-Sep-94	2.010	2.539	0.638	1.901	4.7	(2.799)	51,202.64	0.638
16-Sep-94	1.980	2.501	0.638	1.863	4.7	(2.837)	51,447.76	0.638
17-Sep-94	2.040	2.577	0.638	1.939	4.7	(2.761)	51,686.31	0.638
18-Sep-94	2.040	2.577	0.638	1.939	4.7	(2.761)	51,924.86	0.638
19-Sep-94	2.040	2.577	0.638	1.939	4.7	(2.761)	52,163.41	0.638
20-Sep-94	2.200	2.779	0.638	2.141	4.7	(2.559)	52,384.51	0.638
21-Sep-94	2.280	2.880	0.638	2.242	4.7	(2.458)	52,596.88	0.638
22-Sep-94	2.280	2.880	0.638	2.242	4.7	(2.458)	52,809.25	0.638
23-Sep-94	2.280	2.880	0.638	2.242	4.7	(2.458)	53,021.62	0.638
24-Sep-94	2.280	2.880	0.638	2.242	4.7	(2.458)	53,233.99	0.638
25-Sep-94	2.310	2.918	0.638	2.280	4.7	(2.420)	53,443.08	0.638
26-Sep-94	1.600	2.021	0.638	1.383	4.7	(3.317)	53,729.67	0.638
27-Sep-94	1.680	2.122	0.638	1.484	4.7	(3.216)	54,007.53	0.638
28-Sep-94	1.500	1.895	0.638	1.257	4.7	(3.443)	54,305.01	0.638
29-Sep-94	1.380	1.743	0.638	1.105	4.7	(3.595)	54,615.62	0.638
30-Sep-94	1.320	1.667	0.638	1.029	4.7	(3.671)	54,932.79	0.638
1-Oct-94	1.320	1.667	0.638	1.029	4.7	(3.671)	55,249.96	0.638
2-Oct-94	1.260	1.592	0.638	0.954	4.7	(3.746)	55,573.61	0.638
3-Oct-94	1.200	1.516	0.638	0.878	4.7	(3.822)	55,903.83	0.638
4-Oct-94	1.200	1.516	0.638	0.878	4.7	(3.822)	56,234.05	0.638
5-Oct-94	1.740	2.198	0.638	1.560	4.7	(3.140)	56,505.35	0.638
6-Oct-94	1.370	1.731	0.638	1.093	4.7	(3.607)	56,816.99	0.638
7-Oct-94	1.740	2.198	0.638	1.560	4.7	(3.140)	57,088.29	0.638
8-Oct-94	1.650	2.084	0.638	1.446	4.7	(3.254)	57,369.44	0.638
9-Oct-94	1.560	1.971	0.638	1.333	4.7	(3.367)	57,660.35	0.638
10-Oct-94	1.560	1.971	0.638	1.333	4.7	(3.367)	57,951.26	0.638
11-Oct-94	1.560	1.971	0.638	1.333	4.7	(3.367)	58,242.17	0.638
12-Oct-94	1.560	1.971	0.638	1.333	4.7	(3.367)	58,533.08	0.638
13-Oct-94	1.560	1.971	0.638	1.333	4.7	(3.367)	58,823.99	0.638
14-Oct-94	1.560	1.971	0.638	1.333	4.7	(3.367)	59,114.90	0.638
15-Oct-94	1.620	2.046	0.638	1.408	4.7	(3.292)	59,399.33	0.638
16-Oct-94	2.320	2.931	0.638	2.293	4.7	(2.407)	59,607.29	0.638
17-Oct-94	2.160	2.728	0.638	2.090	4.7	(2.610)	59,832.79	0.638
18-Oct-94	2.250	2.842	0.638	2.204	4.7	(2.496)	60,048.44	0.638
19-Oct-94	2.220	2.804	0.638	2.166	4.7	(2.534)	60,267.38	0.638
20-Oct-94	2.160	2.728	0.638	2.090	4.7	(2.610)	60,492.88	0.638
21-Oct-94	2.100	2.653	0.638	2.015	4.7	(2.685)	60,724.86	0.638
22-Oct-94	2.040	2.577	0.638	1.939	4.7	(2.761)	60,963.41	0.638

Day	Ozauge	Oin	Om	Osd1	Od	Osd2	C	Oout
23-Oct-94	2.280	2.880	0.638	2.242	4.7	(2.458)	61,175.78	0.638
24-Oct-94	1.990	2.514	0.638	1.876	4.7	(2.824)	61,419.77	0.638
25-Oct-94	1.980	2.501	0.638	1.863	4.7	(2.837)	61,664.89	0.638
26-Oct-94	1.980	2.501	0.638	1.863	4.7	(2.837)	61,910.01	0.638
27-Oct-94	1.920	2.425	0.638	1.787	4.7	(2.913)	62,161.69	0.638
28-Oct-94	2.160	2.728	0.638	2.090	4.7	(2.610)	62,387.19	0.638
29-Oct-94	2.400	3.032	0.638	2.394	4.7	(2.306)	62,586.43	0.638
30-Oct-94	2.640	3.335	0.638	2.697	4.7	(2.003)	62,759.49	0.638
31-Oct-94	2.880	3.638	0.638	3.000	4.7	(1.700)	62,906.37	0.638
1-Nov-94	2.640	3.335	0.638	2.697	4.7	(2.003)	63,079.43	0.638
2-Nov-94	2.400	3.032	0.638	2.394	4.7	(2.306)	63,278.67	0.638
3-Nov-94	2.160	2.728	0.638	2.090	4.7	(2.610)	63,504.17	0.638
4-Nov-94	1.920	2.425	0.638	1.787	4.7	(2.913)	63,755.85	0.638
5-Nov-94	1.680	2.122	0.638	1.484	4.7	(3.216)	64,033.71	0.638
6-Nov-94	1.610	2.034	0.638	1.396	4.7	(3.304)	64,319.18	0.638
7-Nov-94	2.810	3.549	0.638	2.911	4.7	(1.789)	64,473.75	0.638
8-Nov-94	2.580	3.259	0.638	2.621	4.7	(2.079)	64,653.38	0.638
9-Nov-94	2.400	3.032	0.638	2.394	4.7	(2.306)	64,852.62	0.638
10-Nov-94	2.280	2.880	0.638	2.242	4.7	(2.458)	65,064.99	0.638
11-Nov-94	2.160	2.728	0.638	2.090	4.7	(2.610)	65,290.49	0.638
12-Nov-94	2.160	2.728	0.638	2.090	4.7	(2.610)	65,515.99	0.638
13-Nov-94	2.160	2.728	0.638	2.090	4.7	(2.610)	65,741.49	0.638
14-Nov-94	2.160	2.728	0.638	2.090	4.7	(2.610)	65,966.99	0.638
15-Nov-94	3.310	4.181	0.638	3.543	4.7	(1.157)	66,066.95	0.638
16-Nov-94	2.640	3.335	0.638	2.697	4.7	(2.003)	66,240.01	0.638
17-Nov-94	2.520	3.183	0.638	2.545	4.7	(2.155)	66,426.20	0.638
18-Nov-94	2.520	3.183	0.638	2.545	4.7	(2.155)	66,612.39	0.638
19-Nov-94	2.520	3.183	0.638	2.545	4.7	(2.155)	66,798.58	0.638
20-Nov-94	2.460	3.107	0.638	2.469	4.7	(2.231)	66,991.34	0.638
21-Nov-94	2.400	3.032	0.638	2.394	4.7	(2.306)	67,190.58	0.638
22-Nov-94	2.400	3.032	0.638	2.394	4.7	(2.306)	67,389.82	0.638
23-Nov-94	2.340	2.956	0.638	2.318	4.7	(2.382)	67,595.62	0.638
24-Nov-94	2.510	3.171	0.638	2.533	4.7	(2.167)	67,782.85	0.638
25-Nov-94	3.020	3.815	0.638	3.177	4.7	(1.523)	67,914.44	0.638
26-Nov-94	3.380	4.269	0.638	3.631	4.7	(1.069)	68,006.80	0.638
27-Nov-94	3.520	4.446	0.638	3.808	4.7	(0.892)	68,083.87	0.638
28-Nov-94	6.158	7.779	0.638	7.141	4.7	2.441	67,872.97	0.638
29-Nov-94	5.930	7.491	0.638	6.853	4.7	2.153	67,686.95	0.638
30-Nov-94	4.870	6.152	0.638	5.514	4.7	0.814	67,616.62	0.638
1-Dec-94	8.870	11.204	0.638	10.566	4.7	5.866	67,109.80	0.638
2-Dec-94	46.200	58.358	0.638	57.720	4.7	53.020	62,528.87	0.638
3-Dec-94	45.733	57.768	0.638	57.130	4.7	52.430	57,998.92	0.638
4-Dec-94	25.803	32.593	0.638	31.955	4.7	27.255	55,644.09	0.638
5-Dec-94	20.127	25.424	0.638	24.786	4.7	20.086	53,908.66	0.638
6-Dec-94	14.853	18.762	0.638	18.124	4.7	13.424	52,748.83	0.638
7-Dec-94	11.000	13.895	0.638	13.257	4.7	8.557	52,009.51	0.638
8-Dec-94	8.540	10.787	0.638	10.149	4.7	5.449	51,538.72	0.638
9-Dec-94	8.350	10.547	0.638	9.909	4.7	5.209	51,088.66	0.638
10-Dec-94	8.350	10.547	0.638	9.909	4.7	5.209	50,638.60	0.638
11-Dec-94	8.350	10.547	0.638	9.909	4.7	5.209	50,188.54	0.638
12-Dec-94	8.350	10.547	0.638	9.909	4.7	5.209	49,738.48	0.638
13-Dec-94	9.827	12.413	0.638	11.775	4.7	7.075	49,127.20	0.638
14-Dec-94	9.110	11.507	0.638	10.869	4.7	6.169	48,594.20	0.638
15-Dec-94	8.873	11.208	0.638	10.570	4.7	5.870	48,087.03	0.638
16-Dec-94	13.853	17.499	0.638	16.861	4.7	12.161	47,036.32	0.638
17-Dec-94	12.695	16.036	0.638	15.398	4.7	10.698	46,112.01	0.638
18-Dec-94	11.185	14.128	0.638	13.490	4.7	8.790	45,352.55	0.638
19-Dec-94	9.880	12.480	0.638	11.842	4.7	7.142	44,735.48	0.638

Day	Oraugc	Oin	Om	Osd1	Od	Osd2	C	Oout
20-Dec-94	9.110	11.507	0.638	10.869	4.7	6.169	44,202.48	0.638
21-Dec-94	8.445	10.667	0.638	10.029	4.7	5.329	43,742.05	0.638
22-Dec-94	7.875	9.947	0.638	9.309	4.7	4.609	43,343.83	0.638
23-Dec-94	7.260	9.171	0.638	8.533	4.7	3.833	43,012.66	0.638
24-Dec-94	6.910	8.728	0.638	8.090	4.7	3.390	42,719.76	0.638
25-Dec-94	6.560	8.286	0.638	7.648	4.7	2.948	42,465.05	0.638
26-Dec-94	6.210	7.844	0.638	7.206	4.7	2.506	42,248.53	0.638
27-Dec-94	6.000	7.579	0.638	6.941	4.7	2.241	42,054.91	0.638
28-Dec-94	5.820	7.352	0.638	6.714	4.7	2.014	41,880.90	0.638
29-Dec-94	5.820	7.352	0.638	6.714	4.7	2.014	41,706.89	0.638
30-Dec-94	5.760	7.276	0.638	6.638	4.7	1.938	41,539.45	0.638
31-Dec-94	5.640	7.124	0.638	6.486	4.7	1.786	41,385.14	0.638
1-Jan-95	5.908	7.463	0.638	6.825	4.7	2.125	41,201.54	0.638
2-Jan-95	8.382	10.588	0.638	9.950	4.7	5.250	40,747.94	0.638
3-Jan-95	7.780	9.827	0.638	9.189	4.7	4.489	40,360.09	0.638
4-Jan-95	6.770	8.552	0.638	7.914	4.7	3.214	40,082.40	0.638
5-Jan-95	6.187	7.815	0.638	7.177	4.7	2.477	39,868.39	0.638
6-Jan-95	5.680	7.175	0.638	6.537	4.7	1.837	39,709.67	0.638
7-Jan-95	5.400	6.821	0.638	6.183	4.7	1.483	39,581.54	0.638
8-Jan-95	5.220	6.594	0.638	5.956	4.7	1.256	39,473.02	0.638
9-Jan-95	5.040	6.366	0.638	5.728	4.7	1.028	39,384.20	0.638
10-Jan-95	4.920	6.215	0.638	5.577	4.7	0.877	39,308.43	0.638
11-Jan-95	4.920	6.215	0.638	5.577	4.7	0.877	39,232.66	0.638
12-Jan-95	4.920	6.215	0.638	5.577	4.7	0.877	39,156.89	0.638
13-Jan-95	4.800	6.063	0.638	5.425	4.7	0.725	39,094.25	0.638
14-Jan-95	4.620	5.836	0.638	5.198	4.7	0.498	39,051.22	0.638
15-Jan-95	4.500	5.684	0.638	5.046	4.7	0.346	39,021.33	0.638
16-Jan-95	4.480	5.659	0.638	5.021	4.7	0.321	38,993.60	0.638
17-Jan-95	11.753	14.846	0.638	14.208	4.7	9.508	38,172.11	0.638
18-Jan-95	32.267	40.758	0.638	40.120	4.7	35.420	35,111.82	0.638
19-Jan-95	29.400	37.137	0.638	36.499	4.7	31.799	32,364.39	0.638
20-Jan-95	21.150	26.716	0.638	26.078	4.7	21.378	30,517.33	0.638
21-Jan-95	20.370	25.731	0.638	25.093	4.7	20.393	28,755.37	0.638
22-Jan-95	16.240	20.514	0.638	19.876	4.7	15.176	27,444.16	0.638
23-Jan-95	12.200	15.411	0.638	14.773	4.7	10.073	26,573.85	0.638
24-Jan-95	8.075	10.200	0.638	9.562	4.7	4.862	26,153.77	0.638
25-Jan-95	8.255	10.427	0.638	9.789	4.7	5.089	25,714.08	0.638
26-Jan-95	9.942	12.558	0.638	11.920	4.7	7.220	25,090.27	0.638
27-Jan-95	10.315	13.029	0.638	12.391	4.7	7.691	24,425.77	0.638
28-Jan-95	8.825	11.147	0.638	10.509	4.7	5.809	23,923.87	0.638
29-Jan-95	9.205	11.627	0.638	10.989	4.7	6.289	23,380.50	0.638
30-Jan-95	7.590	9.587	0.638	8.949	4.7	4.249	23,013.39	0.638
31-Jan-95	7.120	8.994	0.638	8.356	4.7	3.656	22,697.51	0.638

Simulation from September 1 1991 to January 31 1995 is shown as an example. Actual simulation is conducted for 10 years and continues until August 31 2001. The empty storage capacity of 68.08 million m³ on November 27 1994 is the maximum and determines the storage capacity of dam.