
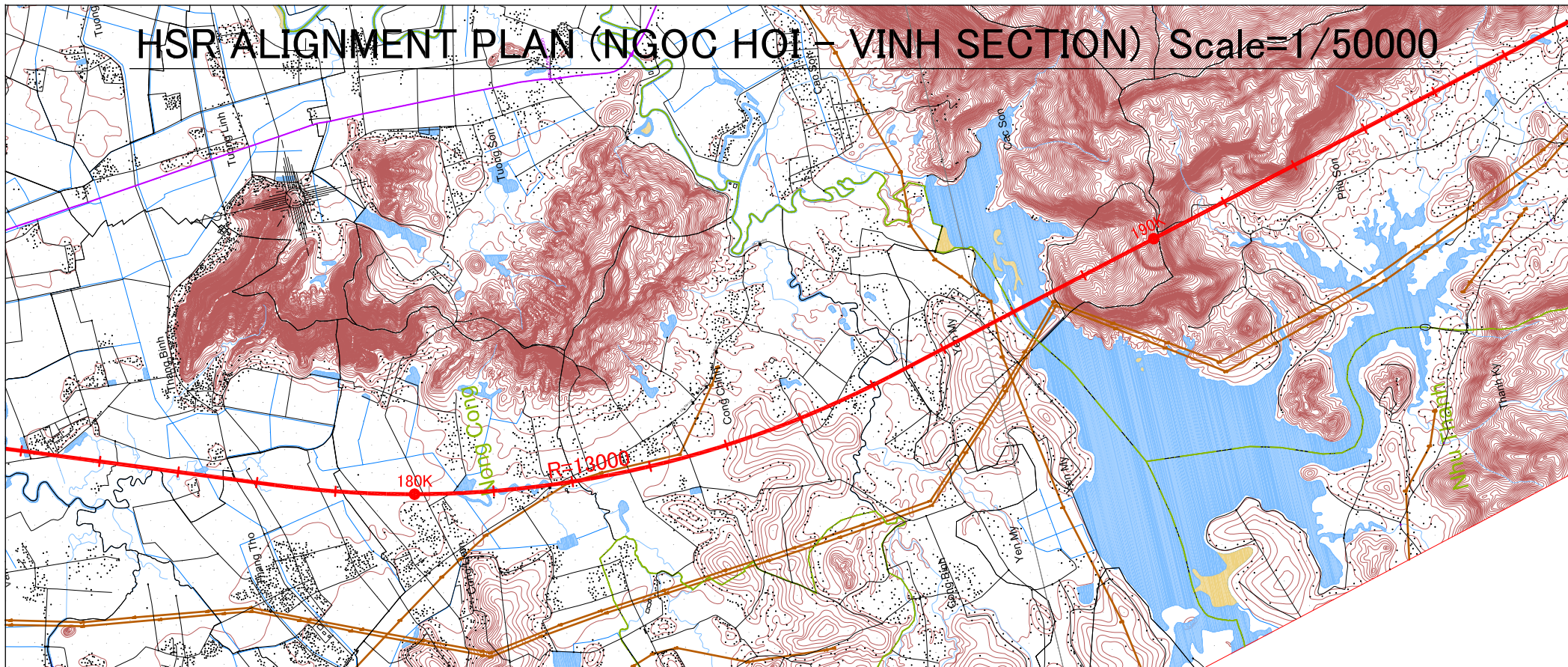
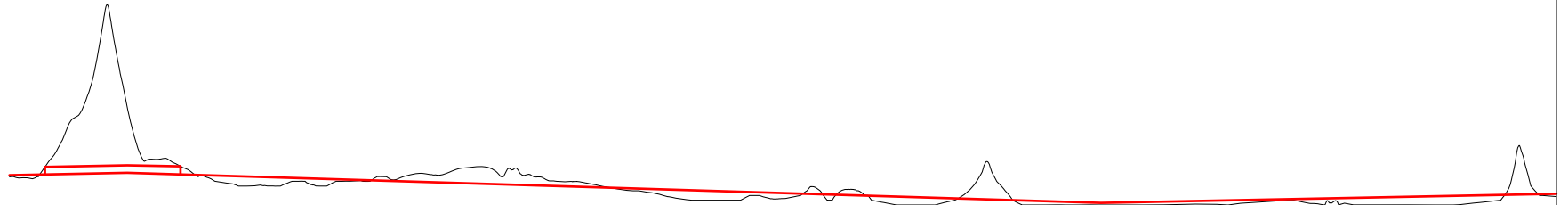
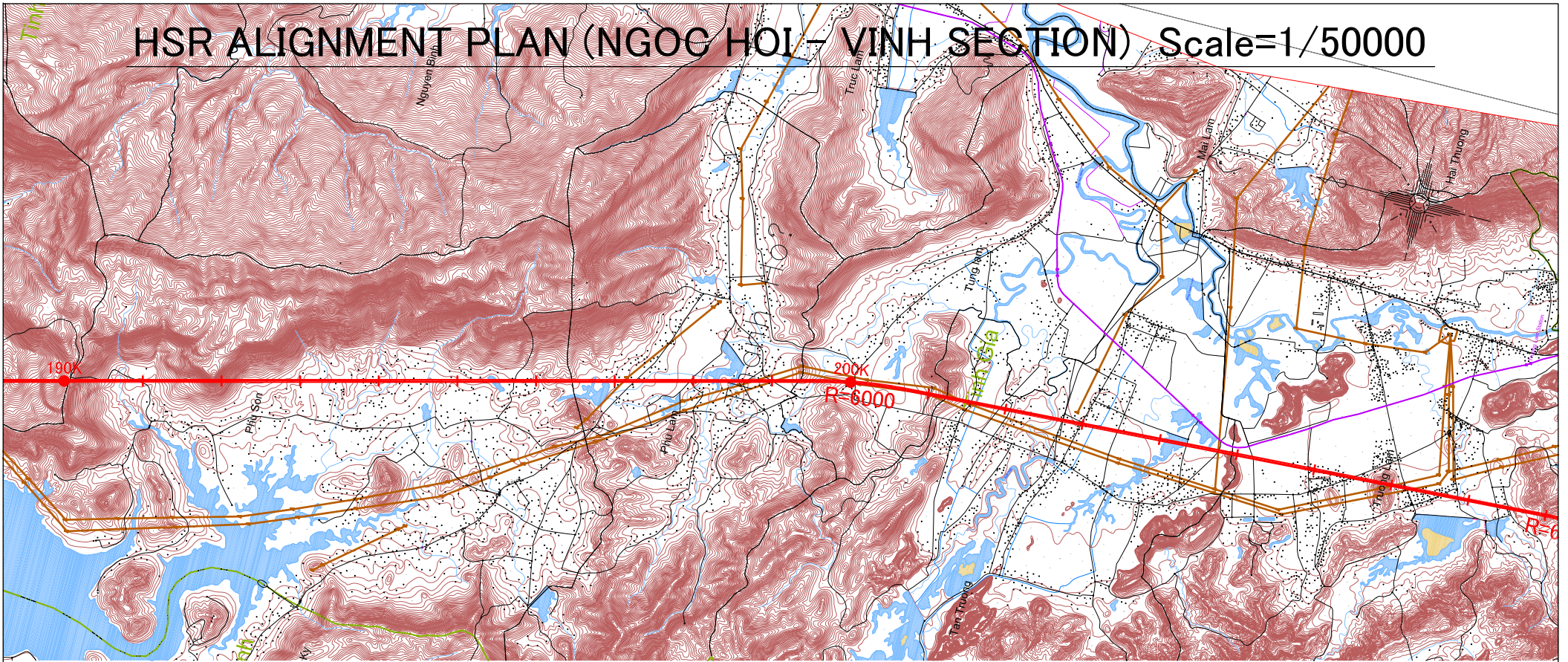


# HSR ALIGNMENT PLAN (NGOC HOI - VINH SECTION) Scale=1/50000



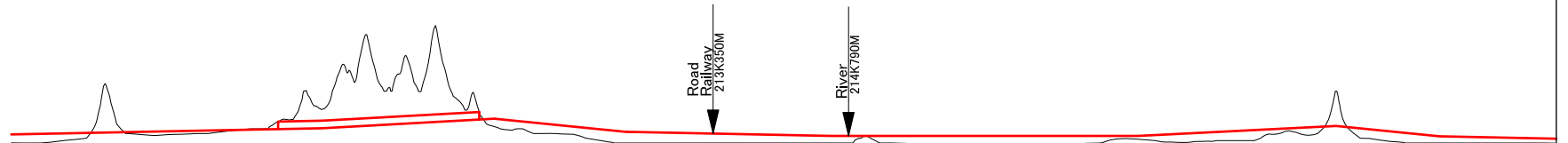
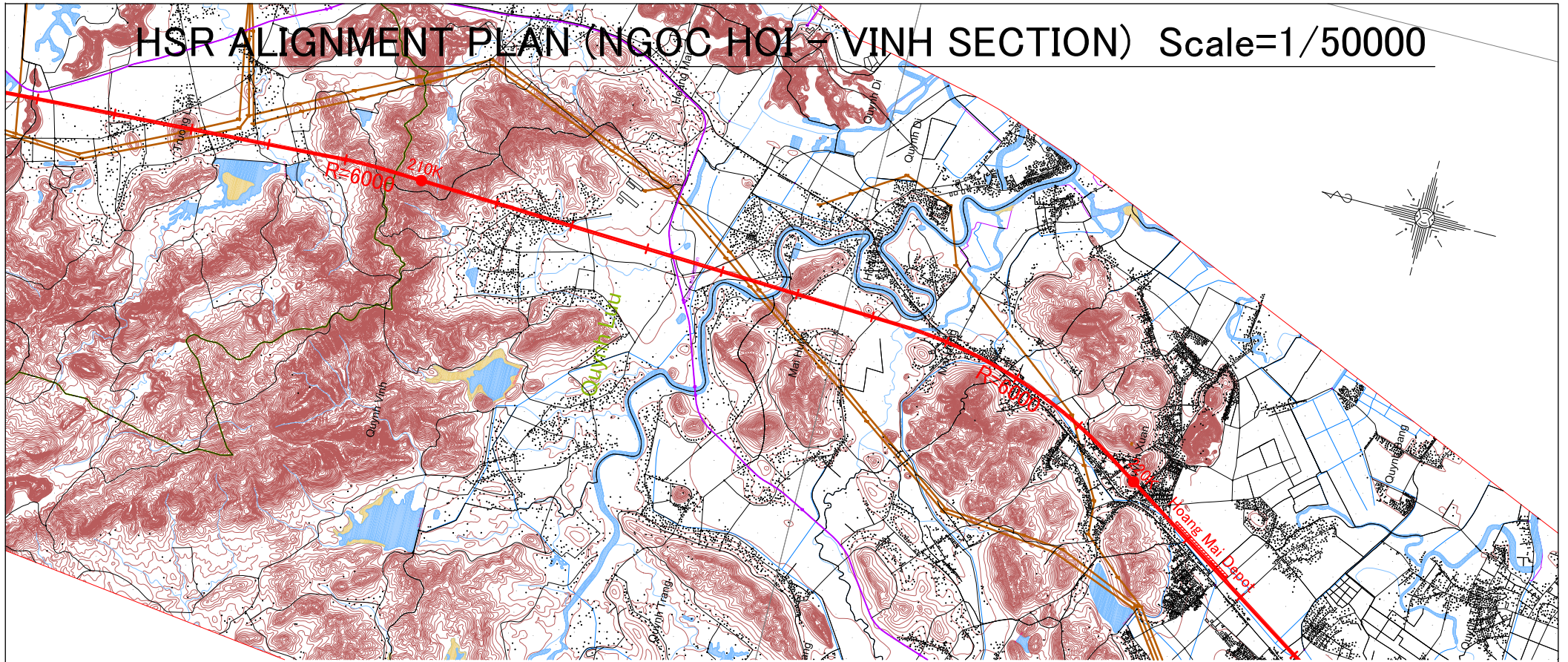
LONGITUDINAL GRADE (%) DO DOC DOC (%) (m)	$i=0.4\%$ $L=1775.00m$		$F=0.0\%$ $L=2409.00m$		$i=0.2\%$ $L=5425.00m$		$i=0.9\%$ $L=2921.00m$		$i=0.2\%$ $L=4435.00m$													
FINISH ELEVATION (M) CAO DO THIET KE (M)	8.2	4.5	4.5	4.5	4.5	5.9	7.9	9.9	11.9	13.9	15.3	16.6	21.7	26.8	30.2	30.8	32.8	34.8	36.8	38.8	39.0	
EXISTING ELEVATION (m) CAO DO TU NHEN (m)	2.5	2.5	2.5	2.5	2.5	2.5	5.0	5.0	5.6	5.0	15.3	20.0	9.4	11.9	20.2	10.0	90.4	188.1	33.8	159.8	108.5	
ACCUMULATED DISTANCE (m) KHOANG CACH CONG DON (m)	176000.00	176915.00	177000.00	178000.00	179000.00	179324.00	180000.00	181000.00	182000.00	183000.00	184000.00	184749.00	185000.00	186000.00	187000.00	187670.00	188000.00	189000.00	190000.00	191000.00	192000.00	192105.00
HORIZONTAL GEOMETRY DUONG THANG, DUONG CONG	$L=7996m$ $R=13000m$																					

# HSR ALIGNMENT PLAN (NGOC HOI - VINH SECTION) Scale=1/50000



LONGITUDINAL GRADE (%) DO DOC DOC (%) (m)																				
FINISH ELEVATION (M) CAO DO THIET KE (M)	36.8	38.8	39.0	36.3	33.2	30.1	27.0	23.9	20.8	17.8	14.7	11.6	8.5	7.1	8.2	10.2	12.2	14.2	16.2	
EXISTING ELEVATION (m) CAO DO TU NHEN (m)	33.8	159.8	108.5	32.3	29.3	33.5	41.8	27.8	11.2	11.4	11.1	16.6	5.1	5.0	5.0	7.3	6.0	5.0	29.3	
ACCUMULATED DISTANCE (m) KHOANG CACH CONG DON (m)	191000.00	192000.00	192105.00	193000.00	194000.00	195000.00	196000.00	197000.00	198000.00	199000.00	200000.00	201000.00	202000.00	202445.00	203000.00	204000.00	205000.00	206000.00	207000.00	
HORIZONTAL GEOMETRY DUONG THANG, DUONG CONG	L=13328m			R=6000m L=1163m							L=8209m									

# HSR ALIGNMENT PLAN (NGOC HOI - VINH SECTION) Scale=1/50000



LONGITUDINAL GRADE (%) DO DOC DOC (%) (m)																								
FINISH ELEVATION (M) CAO DO THIET KE (M)	14.2	16.2	18.2	20.2	20.6	25.1	30.6	30.8	21.0	16.9	15.7	13.7	12.5	12.5	12.5	12.5	12.5	13.1	18.1	23.0	22.8	12.8	12.0	10.2
EXISTING ELEVATION (m) CAO DO TU NHIEU (m)	5.0	29.3	15.3	60.1	40.6	78.2	23.1	22.4	10.0	5.0	5.0	5.1	5.0	11.5	2.5	3.4	8.9	7.9	7.5	60.0	51.2	5.0	5.0	5.0
ACCUMULATED DISTANCE (m) KHOANG CACH CONG DON (m)	206000.00	207000.00	208000.00	209000.00	209192.00	210000.00	211000.00	211024.00	212000.00	212415.00	213000.00	214000.00	214600.00	215000.00	216000.00	217000.00	217871.00	218000.00	219000.00	219974.00	220000.00	221000.00	221074.00	222000.00
HORIZONTAL GEOMETRY DUONG THANG, DUONG CONG																								