

ROAD DEVELOPMENT AUTHORITY
MINISTRY OF PORTS AND HIGHWAYS
THE DEMOCRATIC SOCIALIST REPUBLIC OF SRI LANKA

**Preparatory Survey on Traffic Improvement Project
around New Kelani Bridge**

**FINAL REPORT
VOLUME 2: DRAWINGS**

DECEMBER 2013

JAPAN INTERNATIONAL COOPERATION AGENCY

ORIENTAL CONSULTANTS CO., LTD.
KATAHIRA & ENGINEERS INTERNATIONAL

EI
JR(先)
13-271

**ROAD DEVELOPMENT AUTHORITY
MINISTRY OF PORTS AND HIGHWAYS
THE DEMOCRATIC SOCIALIST REPUBLIC OF SRI LANKA**

**Preparatory Survey on Traffic Improvement Project
around New Kelani Bridge**

**FINAL REPORT
VOLUME 2: DRAWINGS**

DECEMBER 2013

JAPAN INTERNATIONAL COOPERATION AGENCY

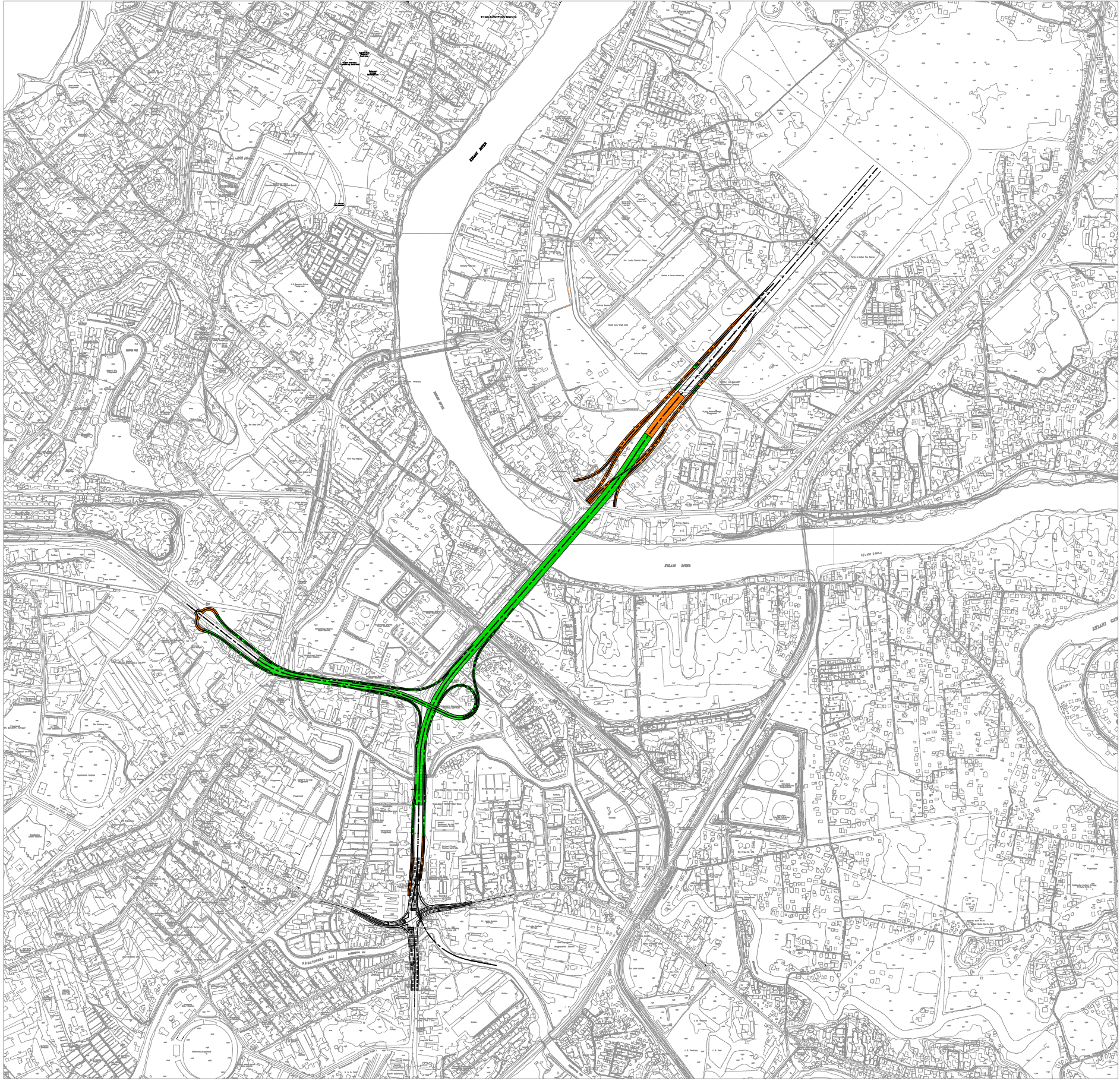
**ORIENTAL CONSULTANTS CO., LTD.
KATAHIRA & ENGINEERS INTERNATIONAL**

INDEX OF DRAWINGS

GENERAL	
TITLE	DWG. NO.
COVER	
INDEX OF DRAWING	
LOCATION MAP	01
ALIGNMENT	02
PLAN	03

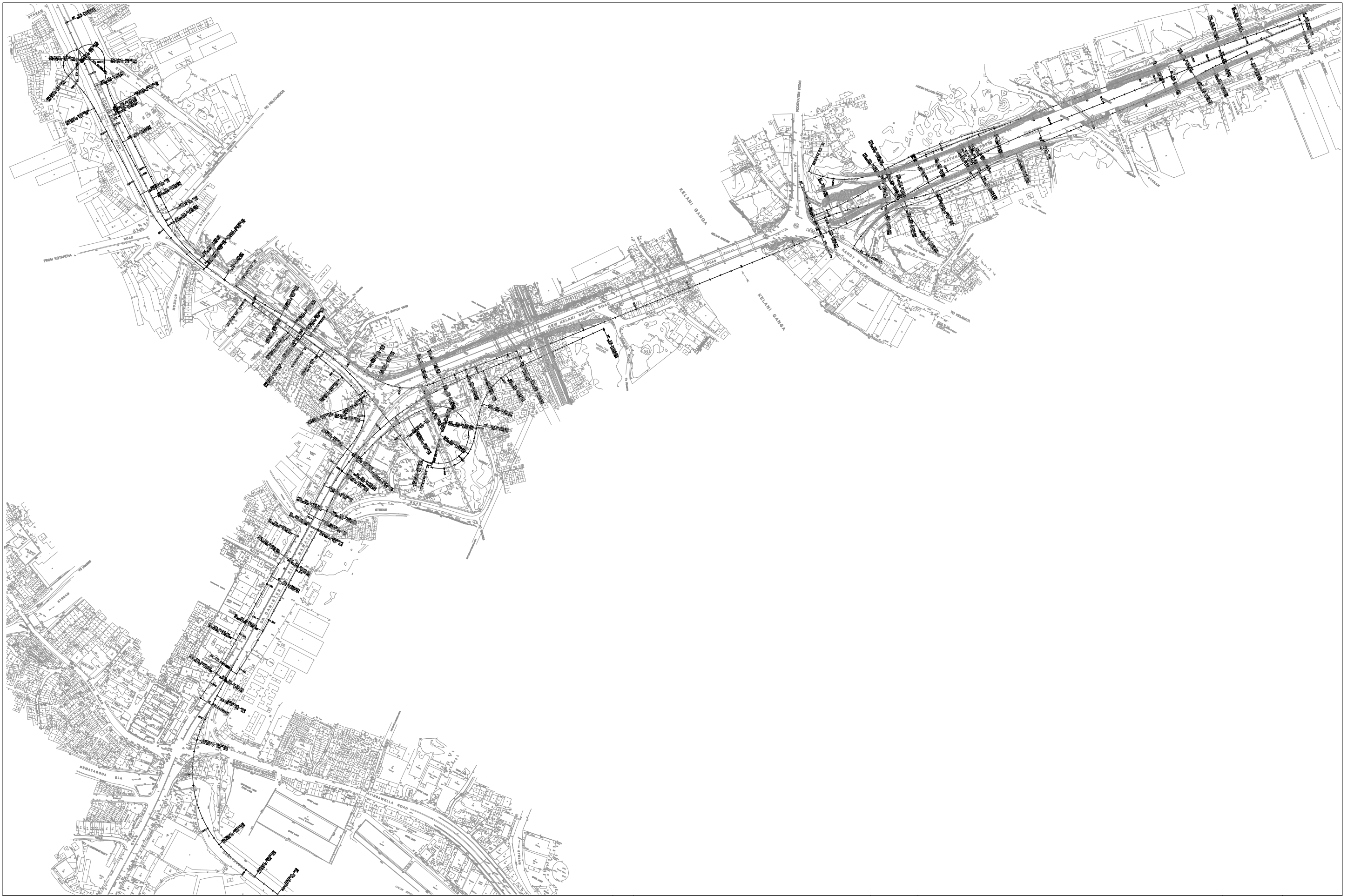
HIGHWAY	
TITLE	DWG. NO.
PLAN ORUGODAWATTA	H-01
PLAN KELANITTISA	H-02
PLAN NEW KELANI BRIDGE	H-03
PLAN NEW KELANI BRIDGE	H-04
PLAN INGURUKADE	H-05
PROFILE MAIN LINE	H-06
PROFILE MAIN LINE	H-07
PROFILE MAIN LINE	H-08
PROFILE MAIN LINE	H-09
PROFILE PORT ACCESS LINE	H-10
PROFILE ORUGODAWATTA ON RAMP	H-11
PROFILE ORUGODAWATTA OFF RAMP	H-12
PROFILE KELANITISSA A-RAMP	H-13
PROFILE KELANITISSA B-RAMP	H-14
PROFILE KELANITISSA C-1 RAMP	H-15
PROFILE KELANITISSA C-2 RAMP	H-16
PROFILE KELANITISSA D-RAMP	H-17
PROFILE NEW KELANI BRIDGE A-RAMP	H-18
PROFILE NEW KELANI BRIDGE B-RAMP	H-19
PROFILE NEW KELANI BRIDGE C-RAMP	H-20
PROFILE NEW KELANI BRIDGE D-RAMP	H-21
PROFILE INGURUKADE ON RAMP	H-22
PROFILE INGURUKADE OFF RAMP	H-23
TYPICAL CROSS SECTION 1	H-24
TYPICAL CROSS SECTION 2	H-25
TYPICAL CROSS SECTION 3	H-26
TYPICAL CROSS SECTION DETAIL FOR EMBANKMENT SECTION	H-27
PLAN ORUGODAWATTA INTERSECTION	H-28
PLAN KELANITTISA INTERSECTION	H-29
ROAD MARKING	H-30
TYPICAL SIGNS - 1	H-31
TYPICAL SIGNS - 2	H-32
TYPICAL SIGNS - 3	H-33
TYPICAL SIGNS - 4	H-34
TRAFFIC SIGN LAYOUT - 1	H-35
TO	TO
TRAFFIC SIGN LAYOUT - 9	H-43
GENERAL VIEW RAMP ORUGODAWATTA IC ON RAMP RETANING WALL(1)	R-01
GENERAL VIEW RAMP ORUGODAWATTA IC ON RAMP RETANING WALL(2)	R-02
GENERAL VIEW RAMP ORUGODAWATTA IC ON RAMP RETANING WALL(3)	R-03
GENERAL VIEW RAMP ORUGODAWATTA IC ON RAMP RETANING WALL(4)	R-04
GENERAL VIEW RAMP ORUGODAWATTA IC OFF RAMP RETANING WALL(1)	R-05
GENERAL VIEW RAMP ORUGODAWATTA IC OFF RAMP RETANING WALL(2)	R-06
GENERAL VIEW RAMP ORUGODAWATTA IC OFF RAMP RETANING WALL(3)	R-07
GENERAL VIEW RAMP INGURUKADE IC ON RAMP RETANING WALL(1)	R-08
GENERAL VIEW RAMP INGURUKADE IC ON RAMP RETANING WALL(2)	R-09
GENERAL VIEW RAMP INGURUKADE IC ON RAMP RETANING WALL(3)	R-10
GENERAL VIEW MAIN LINE CKE RETANING WALL(1)	R-11
GENERAL VIEW MAIN LINE CKE RETANING WALL(2)	R-12
GENERAL VIEW MAIN LINE CKE RETANING WALL(3)	R-13
GENERAL VIEW RAMP CKE IC A-RAMP TO C-RAMP RETANING WALL(1)	R-14
GENERAL VIEW RAMP CKE IC A-RAMP TO C-RAMP RETANING WALL(2)	R-15
GENERAL VIEW RAMP CKE IC A-RAMP TO C-RAMP RETANING WALL(3)	R-16
GENERAL VIEW RAMP CKE IC A-RAMP TO C-RAMP RETANING WALL(4)	R-17
GENERAL VIEW RAMP CKE IC A-RAMP TO C-RAMP RETANING WALL(5)	R-18

BRIDGE			DWG. NO.
TITLE			
BRIDGE GENERAL DRAWING MAIN LINE STEEL BOX GIRDER	STA.0+10.000 TO STA.0+240.000		B-01
BRIDGE GENERAL DRAWING MAIN LINE STEEL BOX GIRDER	STA.0+240.000 TO STA.0+435.000		B-02
BRIDGE GENERAL DRAWING MAIN LINE PC BOX GIRDER	STA.0+435.000 TO STA.0+600.000		B-03
BRIDGE GENERAL DRAWING MAIN LINE PC BOX GIRDER	STA.0+600.000 TO STA.0+800.000		B-04
BRIDGE GENERAL DRAWING MAIN LINE EXTRA-DOSED BRIDGE	STA.0+800.000 TO STA.1+180.000		B-05
BRIDGE GENERAL DRAWING MAIN LINE PC BOX GIRDER	STA.1+180.000 TO STA.1+440.000		B-06
BRIDGE GENERAL DRAWING PORT ACCESS LINE STEEL BOX GIRDER	STA.0+323.000 TO STA.0+513.000		B-07
BRIDGE GENERAL DRAWING PORT ACCESS LINE STEEL BOX GIRDER	STA.0+513.000 TO STA.0+713.000		B-08
BRIDGE GENERAL DRAWING ORUGODAWATTA ON RAMP STEEL BOX GIRDER	STA.0+51.000 TO STA.0+184.000		B-09
BRIDGE GENERAL DRAWING ORUGODAWATTA OFF RAMP STEEL BOX GIRDER	STA.0+103.000 TO STA.0+229.000		B-10
BRIDGE GENERAL DRAWING KELANITISSA A RAMP STEEL BOX GIRDER	STA.0+138.000 TO STA.0+376.000		B-11
BRIDGE GENERAL DRAWING KELANITISSA B RAMP STEEL BOX GIRDER	STA.0+126.000 TO STA.0+390.000		B-12
BRIDGE GENERAL DRAWING KELANITISSA C1 RAMP STEEL BOX GIRDER	STA.0+134.000 TO STA.0+423.000		B-13
BRIDGE GENERAL DRAWING KELANITISSA C2 RAMP STEEL BOX GIRDER	STA.0+423.000 TO STA.0+743.000		B-14
BRIDGE GENERAL DRAWING KELANITISSA D RAMP STEEL BOX GIRDER	STA.0+122.000 TO STA.0+350.000		B-15
BRIDGE GENERAL DRAWING INGURUKADE ON RAMP STEEL BOX GIRDER	STA.0+168.000 TO STA.0+333.000		B-16
BRIDGE GENERAL DRAWING INGURUKADE OFF RAMP STEEL BOX GIRDER	STA.0+180.000 TO STA.0+415.000		B-17
BRIDGE GENERAL DRAWING NEW KELANI BRIDGE A RAMP PC HOLLOW GIRDER, PC T GIRDER	STA.0+249.000 TO STA.0+269.000 STA.0+303.000 TO STA.0+337.000		B-18
BRIDGE GENERAL DRAWING NEW KELANI BRIDGE B RAMP PC HOLLOW GIRDER, PC T GIRDER	STA.0+351.000 TO STA.0+376.000 STA.0+443.000 TO STA.0+471.000		B-19
SUPERSTRUCTURE GENERAL DRAWING MAIN LINE STEEL BOX GIRDER MBP1-MBP6			B-20 TO 21
SUPERSTRUCTURE GENERAL DRAWING MAIN LINE STEEL BOX GIRDER MBP6-MBP10			B-22
SUPERSTRUCTURE GENERAL DRAWING MAIN LINE PC BOX GIRDER MBP10-MBP14			B-23
SUPERSTRUCTURE GENERAL DRAWING MAIN LINE PC BOX GIRDER MBP14-MBP18			B-24
SUPERSTRUCTURE GENERAL DRAWING MAIN LINE EXTRADOSED BRIDGE MBP18-MBP21			B-25
SUPERSTRUCTURE GENERAL DRAWING MAIN LINE PC BOX GIRDER MBP21-ABUTA			B-26
SUPERSTRUCTURE GENERAL DRAWING PORT ACCESS LINE STEEL BOX GIRDER PABP1-PABP5			B-27 TO 28
SUPERSTRUCTURE GENERAL DRAWING PORT ACCESS LINE STEEL BOX GIRDER PABP5-PABP9			B-29
SUPERSTRUCTURE GENERAL DRAWING ORUGODAWATTA ON RAMP STEEL BOX GIRDER ORBP1-ABUTB			B-30
SUPERSTRUCTURE GENERAL DRAWING ORUGODAWATTA OFF RAMP STEEL BOX GIRDER ORAP1-ABUTA			B-31
SUPERSTRUCTURE GENERAL DRAWING RAMP A STEEL BOX GIRDER RAP1-RAP4			B-32
SUPERSTRUCTURE GENERAL DRAWING RAMP B STEEL BOX GIRDER RBP1-RBP4			B-33
SUPERSTRUCTURE GENERAL DRAWING RAMP C1 STEEL BOX GIRDER RC1P1-RC1P5			B-34
SUPERSTRUCTURE GENERAL DRAWING RAMP C2 STEEL BOX GIRDER RC2P1-RC2P7			B-35
SUPERSTRUCTURE GENERAL DRAWING RAMP D STEEL BOX GIRDER RDP1-RDP4			B-36
SUPERSTRUCTURE GENERAL DRAWING INGURUKADE ON RAMP STEEL BOX GIRDER PJP1-ABUTJ			B-37
SUPERSTRUCTURE GENERAL DRAWING INGURUKADE OFF RAMP STEEL BOX GIRDER PKP1-ABUTK			B-38
SUPERSTRUCTURE GENERAL DRAWING NEW KELANI BRIDGE A RAMP PC HOLLOW GIRDER, PC T GIRDER			B-39 TO 40
SUPERSTRUCTURE GENERAL DRAWING NEW KELANI BRIDGE B RAMP PC HOLLOW GIRDER, PC T GIRDER			B-41 TO 42
SUBSTRUCTURE GENERAL DRAWING MAIN LINE STEEL BOX GIRDER MBP1-MBP6			B-43 TO 48
SUBSTRUCTURE GENERAL DRAWING MAIN LINE STEEL BOX GIRDER MBP7-MBP10			B-49 TO 50
SUBSTRUCTURE GENERAL DRAWING MAIN LINE PC BOX GIRDER MBP11-MBP14			B-51 TO 52
SUBSTRUCTURE GENERAL DRAWING MAIN LINE PC BOX GIRDER MBP15-MBP18			B-53 TO 54
SUBSTRUCTURE GENERAL DRAWING MAIN LINE EXTRADOSED BRIDGE MBP19-MBP20			B-55
SUBSTRUCTURE GENERAL DRAWING MAIN LINE PC BOX GIRDER MBP21-ABUTA			B-56 TO 58
SUBSTRUCTURE GENERAL DRAWING PORT ACCESS LINE STEEL BOX GIRDER PABP1-PABP5			B-59 TO 63
SUBSTRUCTURE GENERAL DRAWING PORT ACCESS LINE STEEL BOX GIRDER PABP6-PABP9			B-64 TO 66
SUBSTRUCTURE GENERAL DRAWING ORUGODAWATTA ON RAMP STEEL BOX GIRDER ORBP1-ABUTB			B-67 TO 68
SUBSTRUCTURE GENERAL DRAWING ORUGODAWATTA OFF RAMP STEEL BOX GIRDER ORAP1-ABUTA			B-69 TO 70
SUBSTRUCTURE GENERAL DRAWING RAMP A STEEL BOX GIRDER RAP1-RAP4			B-71 TO 72
SUBSTRUCTURE GENERAL DRAWING RAMP B STEEL BOX GIRDER RBP1-RBP4			B-73 TO 74
SUBSTRUCTURE GENERAL DRAWING RAMP C1 STEEL BOX GIRDER RC1P1-RC1P5			B-75 TO 77
SUBSTRUCTURE GENERAL DRAWING RAMP C2 STEEL BOX GIRDER RC2P1-RC2P7			B-78 TO 81
SUBSTRUCTURE GENERAL DRAWING RAMP D STEEL BOX GIRDER RDP1-RDP4			B-82 TO 83
SUBSTRUCTURE GENERAL DRAWING INGURUKADE ON RAMP STEEL BOX GIRDER PJP1-ABUTJ			B-84 TO 85
SUBSTRUCTURE GENERAL DRAWING INGURUKADE OFF RAMP STEEL BOX GIRDER PKP1-ABUTK			B-86 TO 88
SUBSTRUCTURE GENERAL DRAWING NEW KELANI BRIDGE A RAMP PC HOLLOW GIRDER, PC T GIRDER			B-89 TO 90
SUBSTRUCTURE GENERAL DRAWING NEW KELANI BRIDGE B RAMP PC HOLLOW GIRDER, PC T GIRDER			B-91 TO 92



No	REVISION	DATE

DESIGNED BY:	
CHECKED BY:	
APPROVED BY:	
DWG. NO.	01



MINISTRY OF PORTS & HIGHWAYS THE DEMOCRATIC SOCIALIST REPUBLIC OF SRI LANKA 	JAPAN INTERNATIONAL COOPERATION AGENCY ORIENTAL CONSULTANTS CO., LTD. KATAHIRA & ENGINEERS INTERNATIONAL			PREPARATORY SURVEY ON TRAFFIC IMPROVEMENT PROJECT AROUND NEW KELANI BRIDGE	DESIGNED BY:	
						CHECKED BY:
				ALIGNMENT	APPROVED BY:	
		No	REVISION		DATE	DWG. NO.



MINISTRY OF PORTS & HIGHWAYS
 THE DEMOCRATIC SOCIALIST REPUBLIC OF SRI LANKA
 **Road Development Authority**

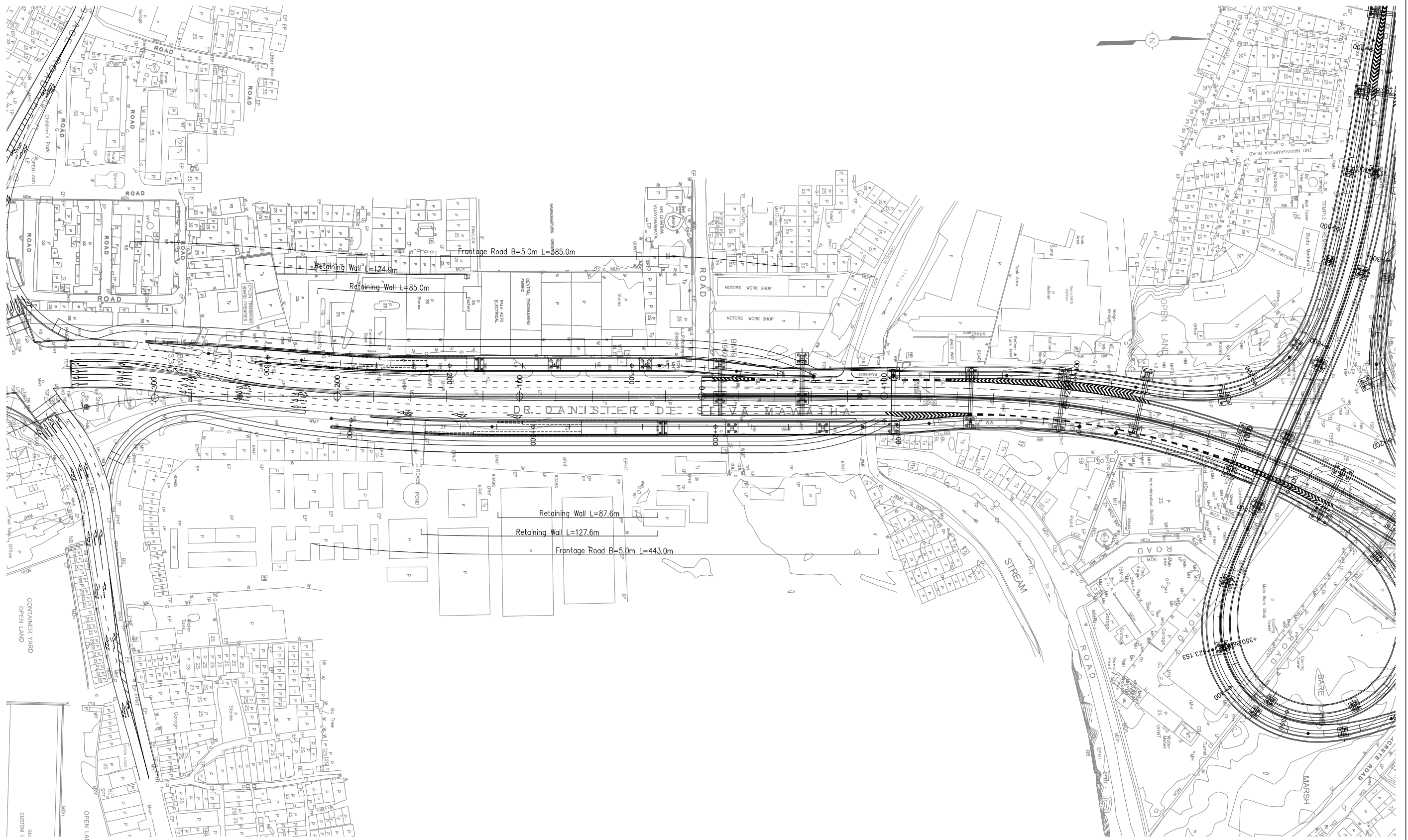
 **JAPAN INTERNATIONAL COOPERATION AGENCY**
 **ORIENTAL CONSULTANTS CO., LTD.**
KATAHIRA & ENGINEERS INTERNATIONAL 

No	REVISION	DATE

**PREPARATORY SURVEY ON TRAFFIC IMPROVEMENT
 PROJECT AROUND NEW KELANI BRIDGE**

 PLAN

DESIGNED BY:	
CHECKED BY:	
APPROVED BY:	
DWG. NO.	03



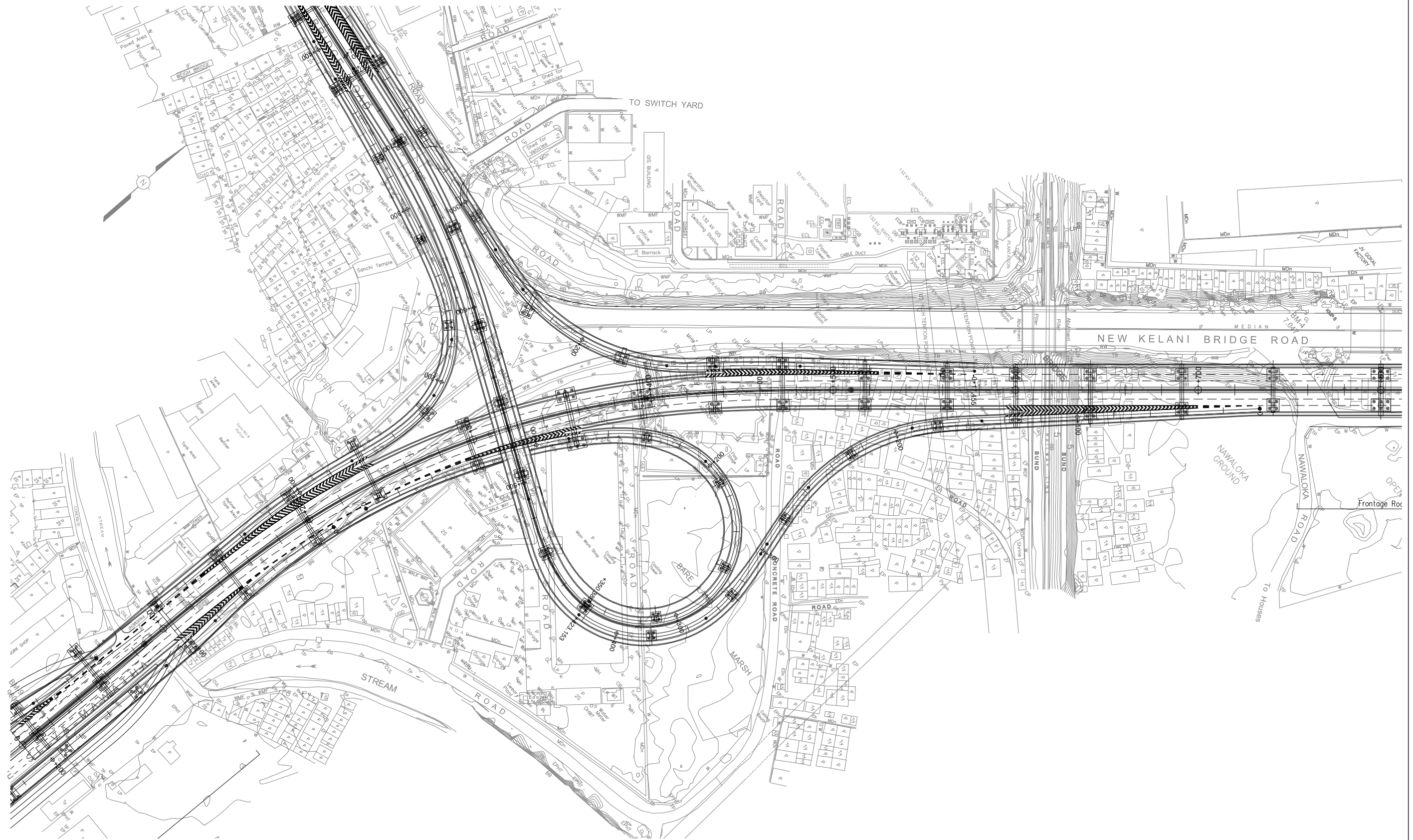
MINISTRY OF PORTS & HIGHWAYS
THE DEMOCRATIC SOCIALIST REPUBLIC OF SRI LANKA
Road Development Authority

JICA JAPAN INTERNATIONAL COOPERATION AGENCY
ORICON **ORIENTAL CONSULTANTS CO., LTD.**
KATAHIRA & ENGINEERS INTERNATIONAL **KEI**

No	REVISION	DATE

**PREPARATORY SURVEY ON TRAFFIC IMPROVEMENT
PROJECT AROUND NEW KELANI BRIDGE**
PLAN
ORUGODAWATTA
STA.0+300-STA.0+300

DESIGNED BY:	
CHECKED BY:	
APPROVED BY:	
DWG. NO.	H-01



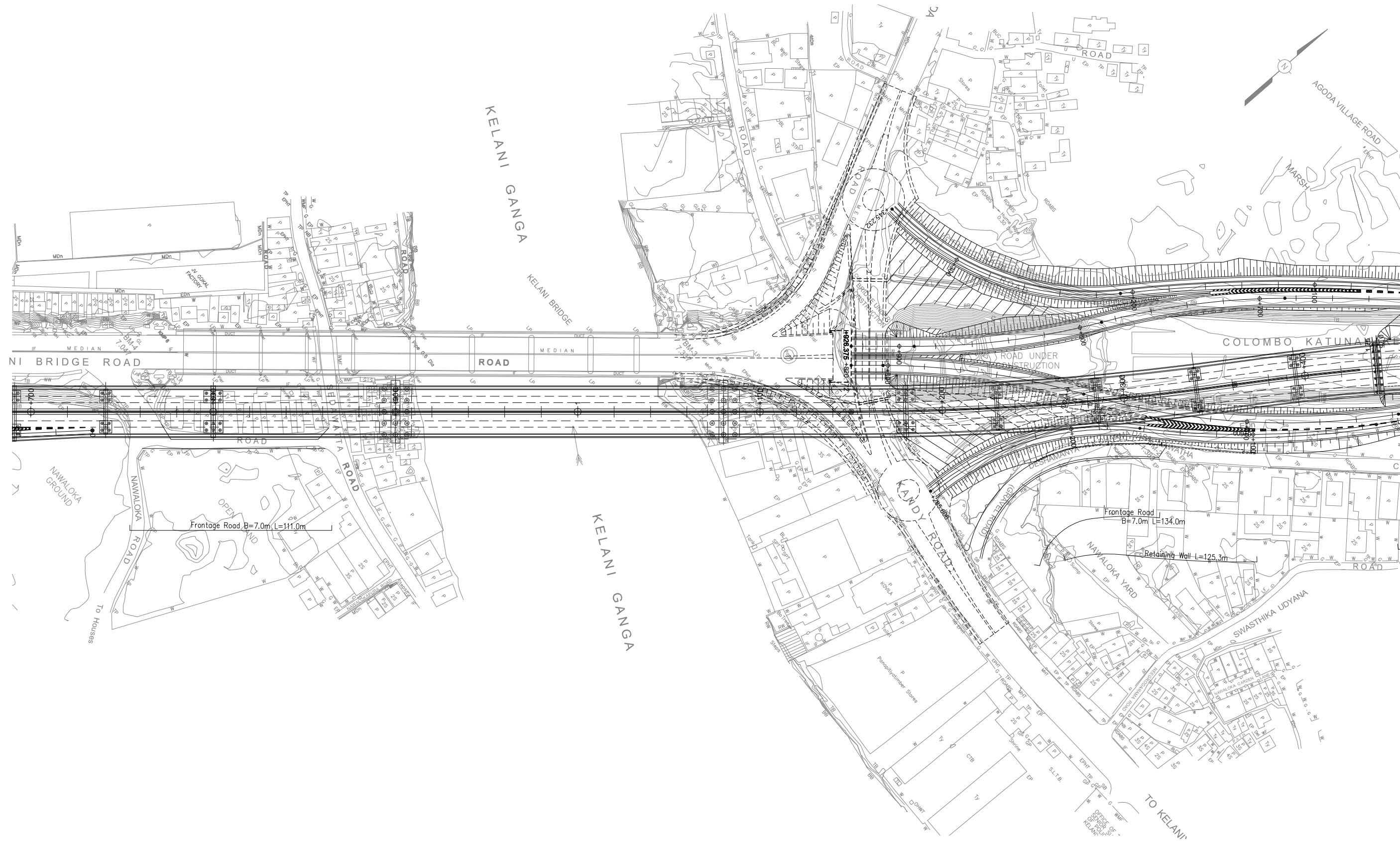
MINISTRY OF PORTS & HIGHWAYS
 THE DEMOCRATIC SOCIALIST REPUBLIC OF SRI LANKA
Road Development Authority

JICA JAPAN INTERNATIONAL COOPERATION AGENCY
ORICON ORIENTAL CONSULTANTS CO., LTD.
KEI KATAHIRA & ENGINEERS INTERNATIONAL

No	REVISION	DATE

**PREPARATORY SURVEY ON TRAFFIC IMPROVEMENT
 PROJECT AROUND NEW KELANI BRIDGE**
 PLAN
 KELANITTISA
 STA.0+300-STA.0+800

DESIGNED BY:	
CHECKED BY:	
APPROVED BY:	
DWG. NO.	H-02



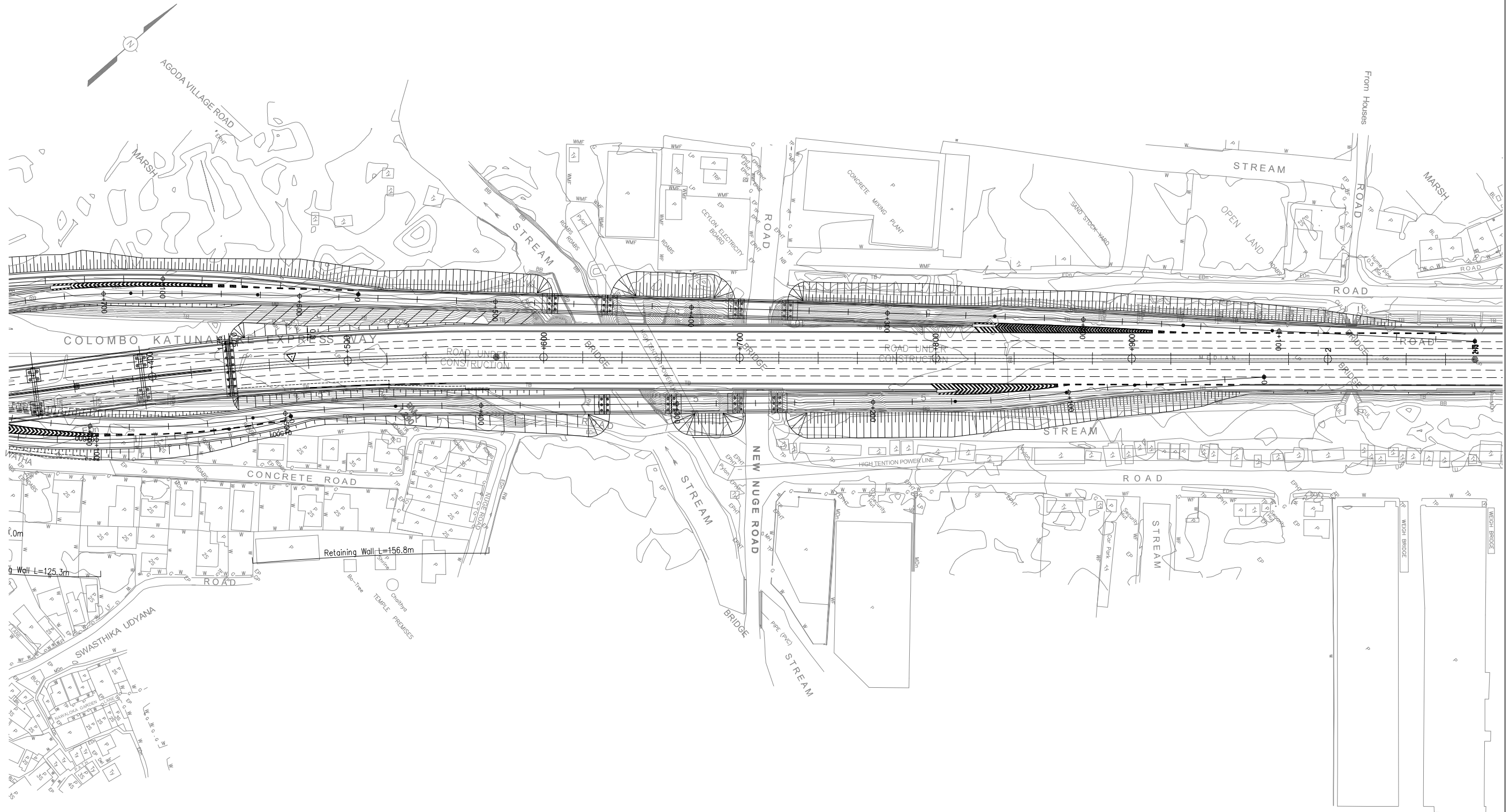
MINISTRY OF PORTS & HIGHWAYS
 THE DEMOCRATIC SOCIALIST REPUBLIC OF SRI LANKA
Road Development Authority

JICA JAPAN INTERNATIONAL COOPERATION AGENCY
ORICON **ORIENTAL CONSULTANTS CO., LTD.**
KATAHIRA & ENGINEERS INTERNATIONAL

No	REVISION	DATE

**PREPARATORY SURVEY ON TRAFFIC IMPROVEMENT
 PROJECT AROUND NEW KELANI BRIDGE**
 PLAN
 2ND NEW KELANI BRIDGE
 STA.0+800-STA.1+400

DESIGNED BY:	
CHECKED BY:	
APPROVED BY:	
DWG. NO.	H-03



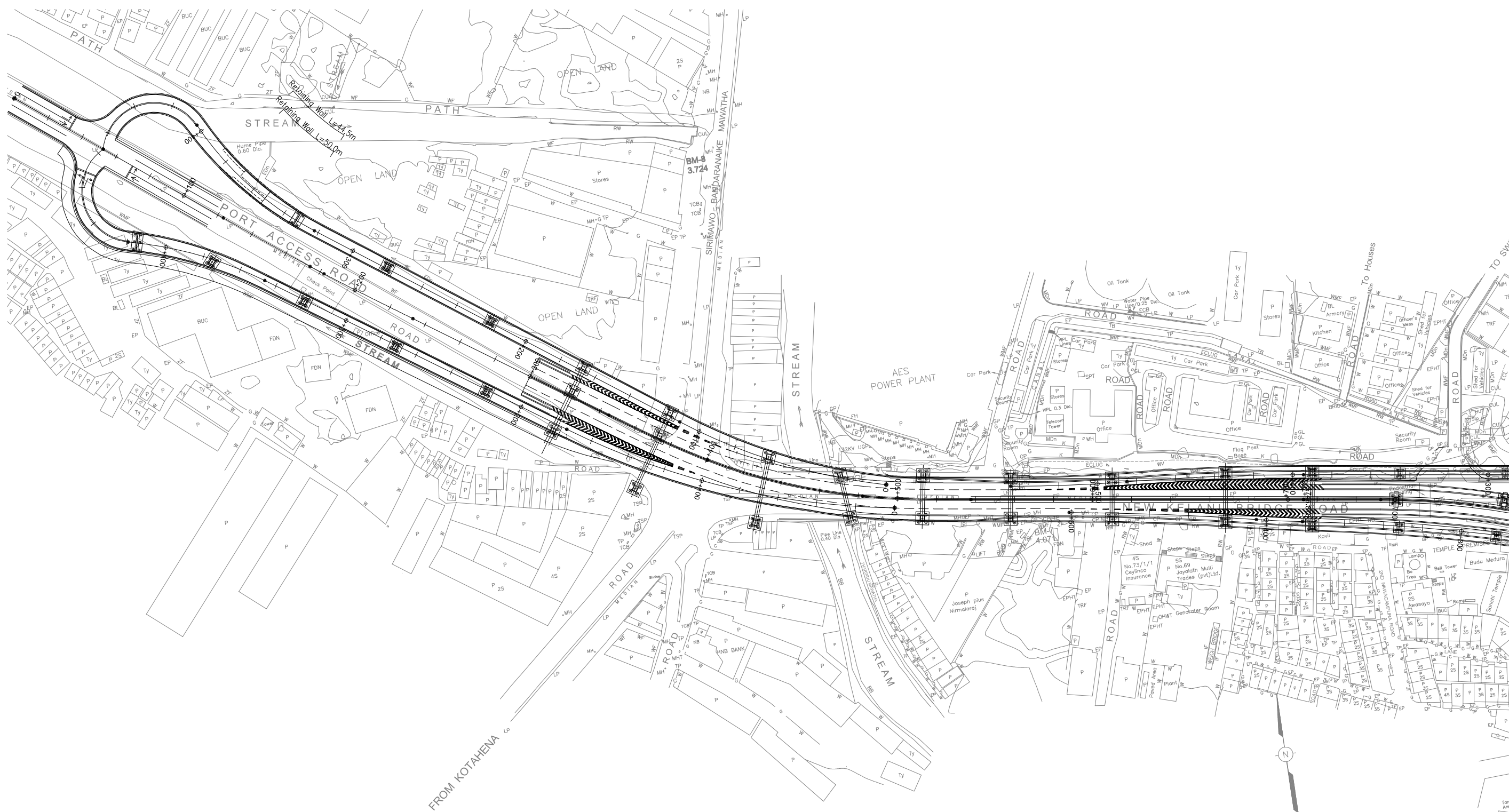
MINISTRY OF PORTS & HIGHWAYS
 THE DEMOCRATIC SOCIALIST REPUBLIC OF SRI LANKA
Road Development Authority

JICA JAPAN INTERNATIONAL COOPERATION AGENCY
ORICON ORIENTAL CONSULTANTS CO., LTD.
KATAHIRA & ENGINEERS INTERNATIONAL

No	REVISION	DATE

**PREPARATORY SURVEY ON TRAFFIC IMPROVEMENT
 PROJECT AROUND NEW KELANI BRIDGE**
 PLAN
 CKE
 STA.1+400-STA.2+75

DESIGNED BY:	
CHECKED BY:	
APPROVED BY:	
DWG. NO.	H-04



MINISTRY OF PORTS & HIGHWAYS
 THE DEMOCRATIC SOCIALIST REPUBLIC OF SRI LANKA
Road Development Authority

JICA JAPAN INTERNATIONAL COOPERATION AGENCY
ORICON ORIENTAL CONSULTANTS CO., LTD.
KEI KATAHIRA & ENGINEERS INTERNATIONAL

No	REVISION	DATE

**PREPARATORY SURVEY ON TRAFFIC IMPROVEMENT
 PROJECT AROUND NEW KELANI BRIDGE**
 PLAN
 INGURUKADE
 STA.0+0-STA.0+708

DESIGNED BY:	
CHECKED BY:	
APPROVED BY:	
DWG. NO.	H-05