

4.4.2 全体整備時施設設計図

1) 現状道路状態に整合した施設設計図

本プロジェクトにおいて対象とするベンタイン駅周辺地区総合開発計画に関して、現状道路状態に基づく完成形としての全体整備における設計図を次ページ以降に示す。この中では、ベンタイン総合駅および、総合駅周辺とレロイ通り下の地下1階に計画する地下街についての施設レイアウトも合わせて表現している。また、全体完成時のイメージ図も添付する。

設計図の内容は下記のとおりである。

表 4.27 現状道路状態に整合した全体整備時施設設計図面リスト

図番号	図面名	縮尺
図 4.47	2nd Phase 地上全体平面図 (現状道路状態)	1/2500
図 4.48	地上平面図その1 (現状道路状態)	1/1000
図 4.49	地上平面図その2 (現状道路状態)	1/1000
図 4.50	地上平面図その3 (現状道路状態)	1/1000
図 4.51	地下1階全体平面図	1/2500
図 4.52	地下1階平面図その1 (ベンタイン駅周辺)	1/1000
図 4.53	地下1階平面図その2 (レロイ通り)	1/1000
図 4.54	地下1階平面図その3 (レロイ通り)	1/1000
図 4.55	地下2階平面図 (1号線ホーム階)	1/1000
図 4.56	地下3階平面図 (4号線ホーム階)	1/1000
図 4.57	地下4階平面図 (2号線ホーム階)	1/1000
図 4.58	断面図その1	1/600
図 4.59	断面図その2	1/600
図 4.60	断面図その3	1/600
図 4.61	断面図その4	1/600
図 4.62	防災計画図その1	1/1600
図 4.63	防災計画図その2	1/1600
図 4.64	完成イメージ図その1 (地下全体俯瞰)	—
図 4.65	完成イメージ図その2 (都市鉄道ホーム)	—


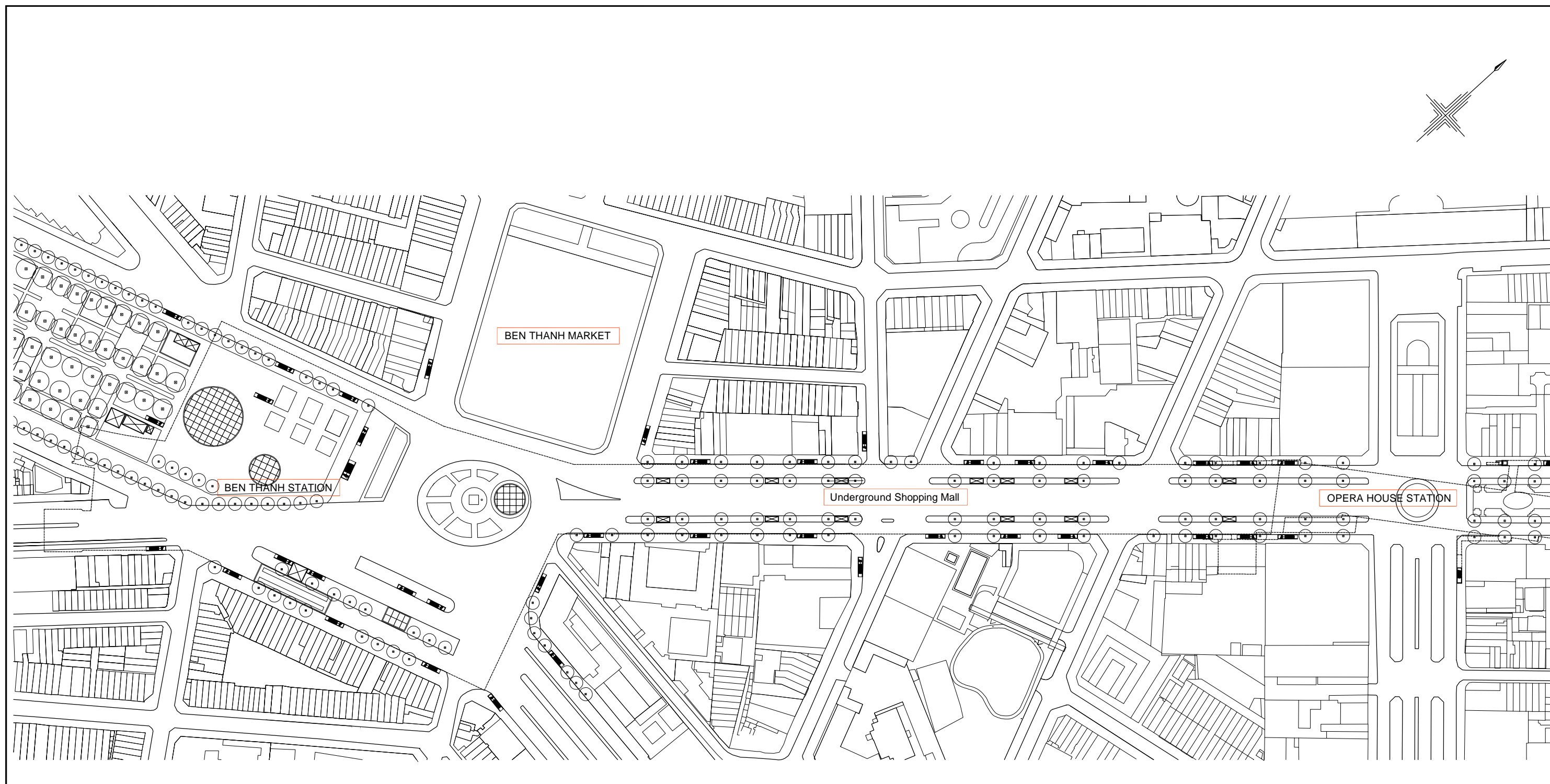
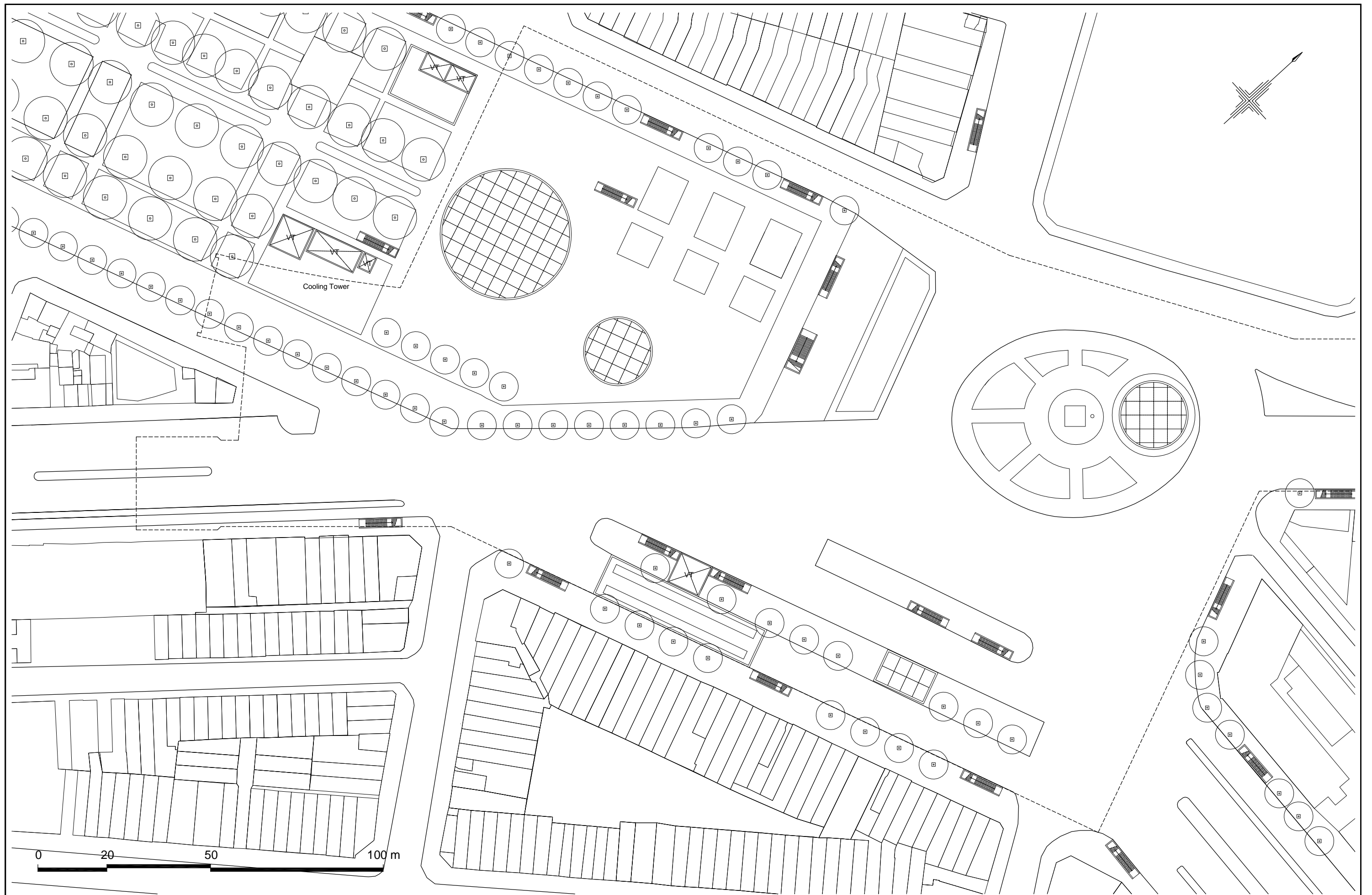


図4.47 地上全体平面図（現状道路状態）

JICA STUDY TEAM FOR BTN CENTRAL STATION PROJECT NIKKEN SEKKEI CIVIL ENGINEERING LTD. NIKKEN SEKKEI RESEARCH INSTITUTE NIPPON KOEI CO.,LTD. JAPAN RAILWAY TECHNICAL SERVICE SUMITOMO REALTY & DEVELOPMENT CO.,LTD.	JAPAN INTERNATIONAL COOPERATION AGENCY(JICA)	DATA 03.03.2012
	PREPARATORY SURVEY ON BEN THANH CENTRAL STATION PROJECT	SCALE: A1:1/1250 A3:1/2500
	GROUND LEVEL WHOLE PLAN (2nd Phase)	DWG NO. DFR-2-1



*VT : Ventilation Tower

図4.48 地上平面図その1 (現状道路状態)

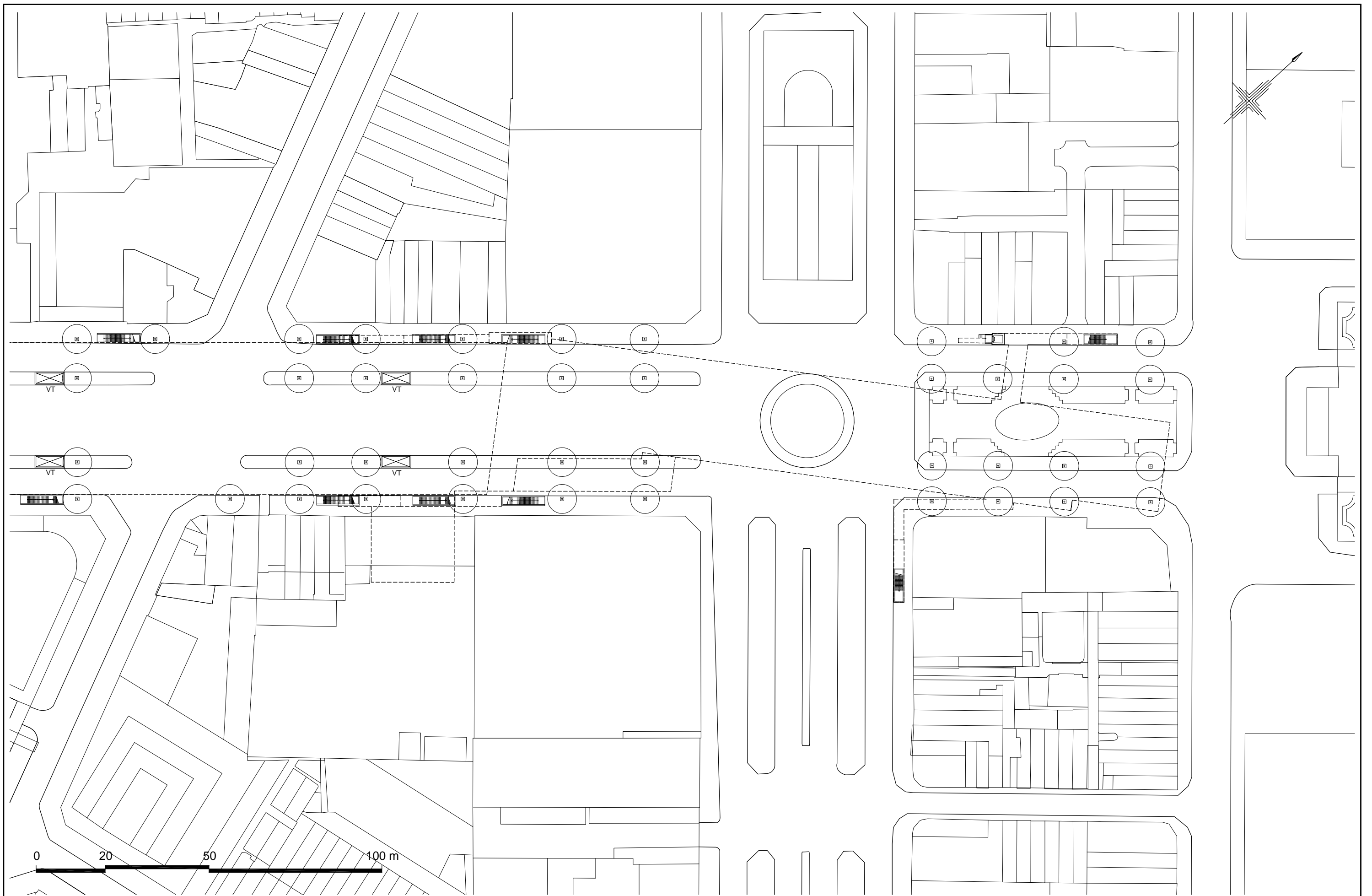
JICA STUDY TEAM FOR BTN CENTRAL STATION PROJECT NIKKEN SEKKEI CIVIL ENGINEERING LTD. NIKKEN SEKKEI RESEARCH INSTITUTE NIPPON KOEI CO.,LTD. JAPAN RAILWAY TECHNICAL SERVICE SUMITOMO REALTY & DEVELOPMENT CO.,LTD.	JAPAN INTERNATIONAL COOPERATION AGENCY(JICA) PREPARATORY SURVEY ON BEN THANH CENTRAL STATION PROJECT	DATA: 03.03.2012 SCALE: A1:1/500 A3:1/1000
	GROUND LEVEL PLAN 1 (2nd Phase)	DWG NO: DFR-2-2



*VT : Ventilation Tower

図4.49 地上平面図その2 (現状道路状態)

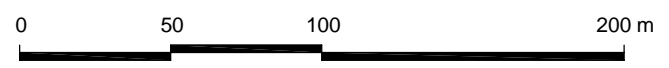
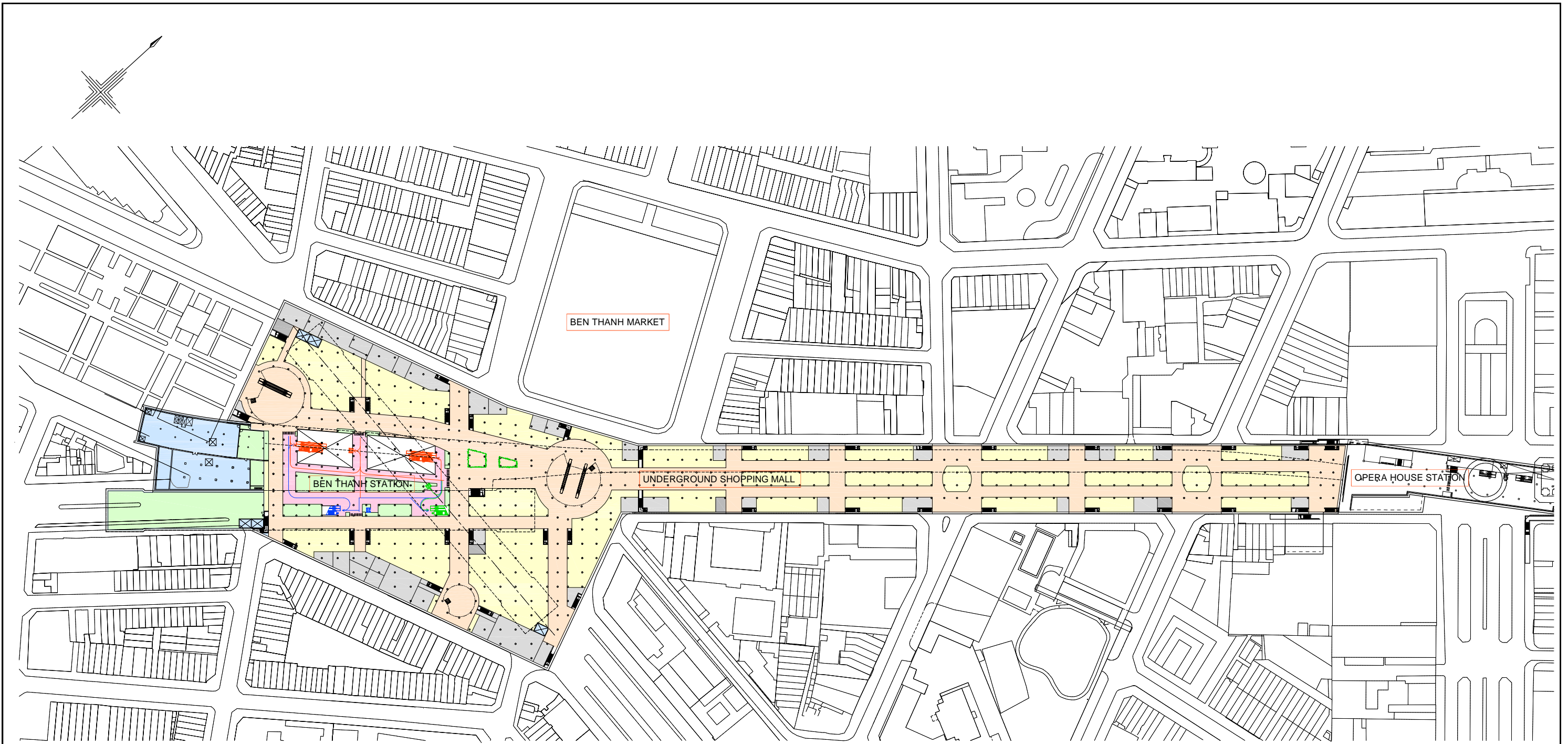
JICA STUDY TEAM FOR BTN CENTRAL STATION PROJECT NIKKEN SEKKEI CIVIL ENGINEERING LTD. NIKKEN SEKKEI RESEARCH INSTITUTE NIPPON KOEI CO.,LTD. JAPAN RAILWAY TECHNICAL SERVICE SUMITOMO REALTY & DEVELOPMENT CO.,LTD.	JAPAN INTERNATIONAL COOPERATION AGENCY(JICA) PREPARATORY SURVEY ON BEN THANH CENTRAL STATION PROJECT	DATA: 03.03.2012 SCALE: A1:1/500 A3:1/1000
	GROUND LEVEL PLAN 2 (2nd Phase)	DWG NO: DFR-2-3



*VT : Ventilation Tower

図4.50 地上平面図その3 (現状道路状態)

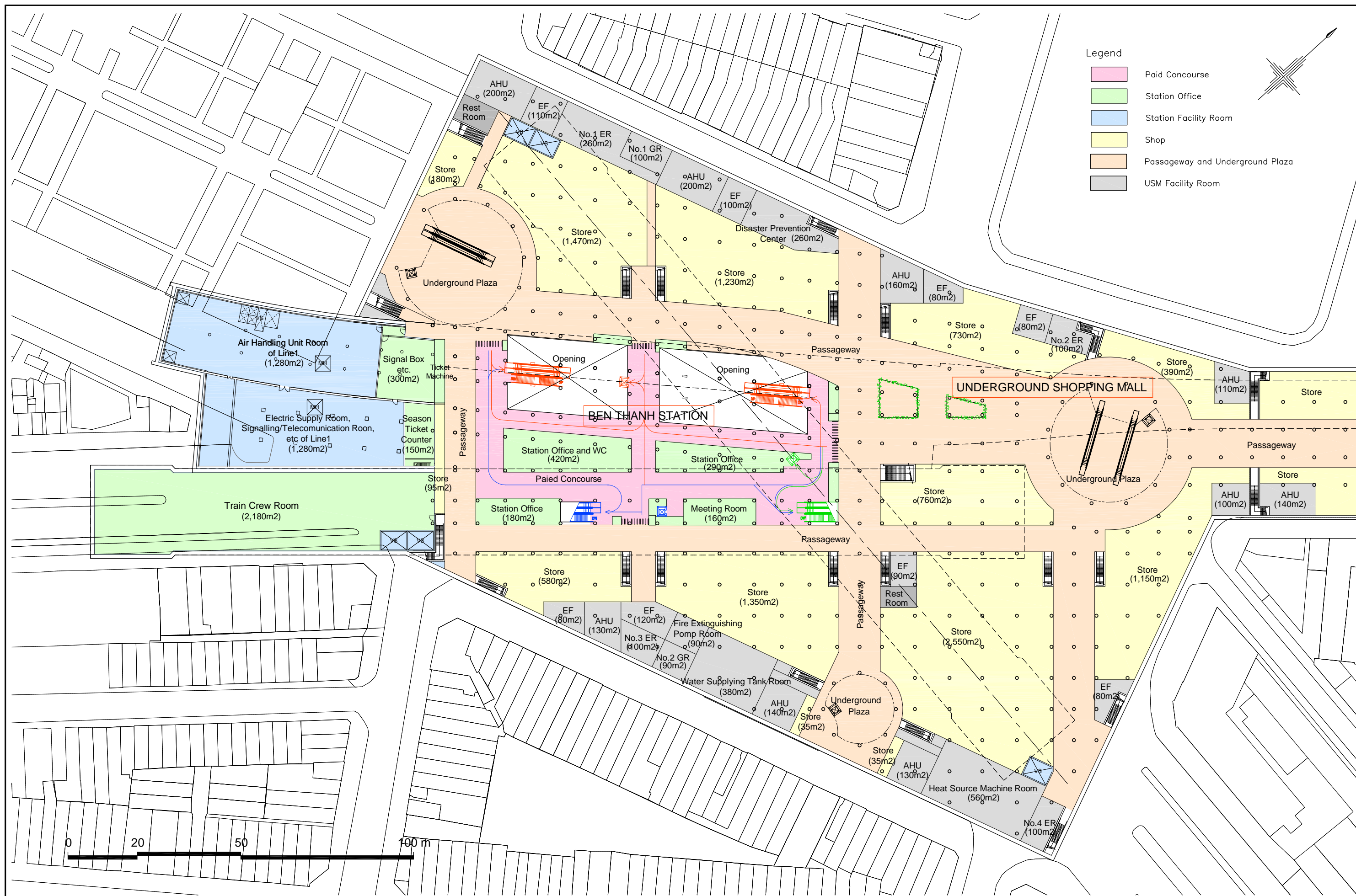
JICA STUDY TEAM FOR BTN CENTRAL STATION PROJECT NIKKEN SEKKEI CIVIL ENGINEERING LTD. NIKKEN SEKKEI RESEARCH INSTITUTE NIPPON KOEI CO.,LTD. JAPAN RAILWAY TECHNICAL SERVICE SUMITOMO REALTY & DEVELOPMENT CO.,LTD.	JAPAN INTERNATIONAL COOPERATION AGENCY(JICA)	DATA: 03.03.2012
	PREPARATORY SURVEY ON BEN THANH CENTRAL STATION PROJECT	SCALE: A1:1/500 A3:1/1000
	GROUND LEVEL PLAN 3 (2nd Phase)	DWG NO: DFR-2-4



- Legend
- Paid Concourse
 - Station Office
 - Station Facility Room
 - Shop
 - Passageway and Underground Plaza
 - USM Facility Room

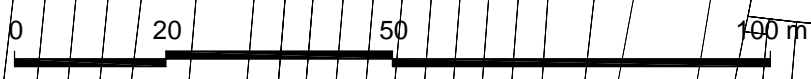
图4.51 地下1階全体平面図

JICA STUDY TEAM FOR BTN CENTRAL STATION PROJECT NIKKEN SEKKEI CIVIL ENGINEERING LTD. NIKKEN SEKKEI RESEARCH INSTITUTE NIPPON KOEI CO.,LTD. JAPAN RAILWAY TECHNICAL SERVICE SUMITOMO REALTY & DEVELOPMENT CO.,LTD.	JAPAN INTERNATIONAL COOPERATION AGENCY(JICA) PREPARATORY SURVEY ON BEN THANH CENTRAL STATION PROJECT	DATA 10.12.2011 SCALE: A1:1/1250 A3:1/2500
	B1 WHOLE PLAN (2nd Phase)	DWG NO. DFR-2-5



Legend

- Paid Concourse
- Station Office
- Station Facility Room
- Shop
- Passageway and Underground Plaza
- USM Facility Room



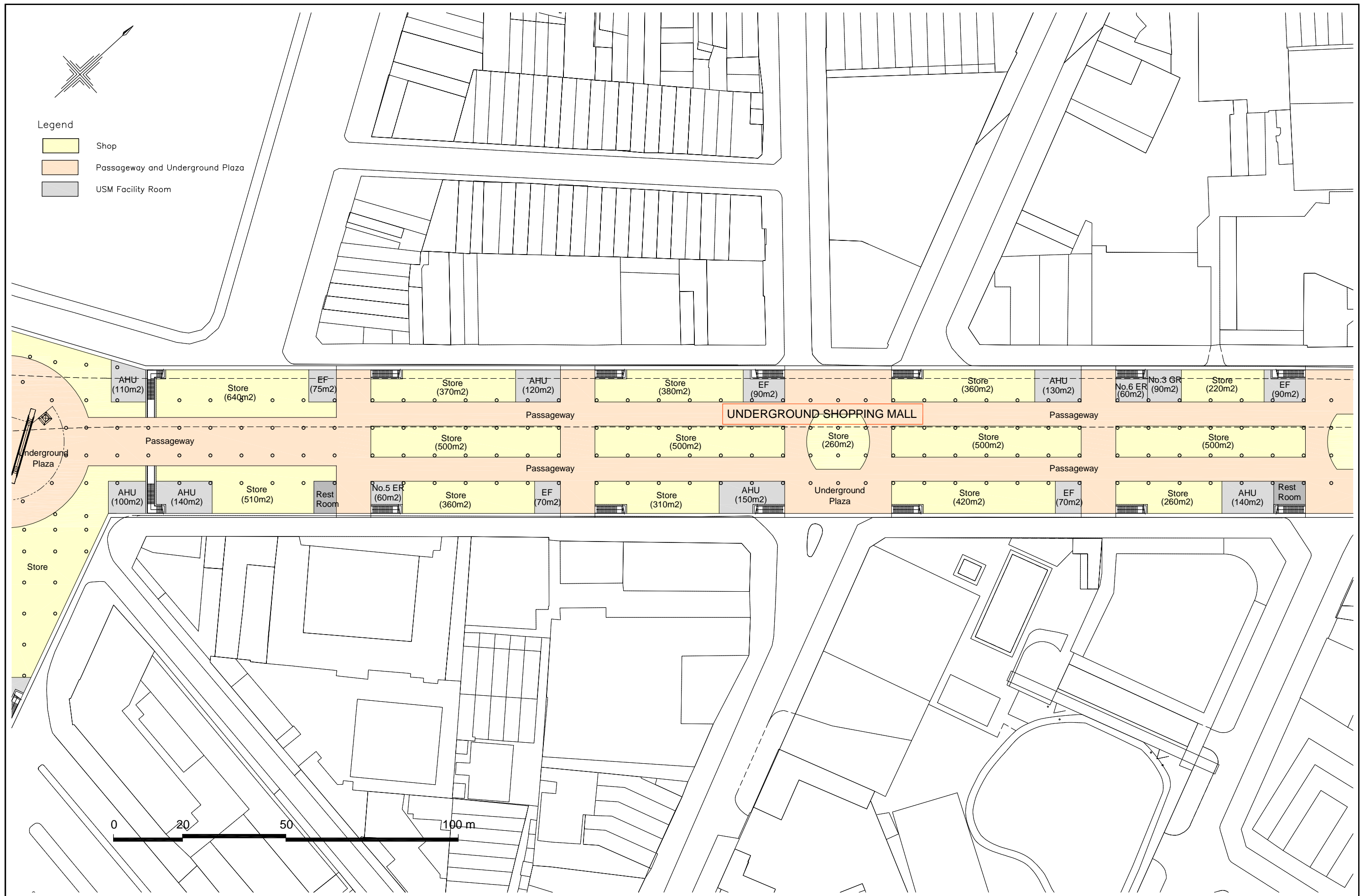
*AHU : Air Handling Unit Room *VS : Ventilation Shaft
 *EF : Exhaust Fan Room *MH : Machine Hatch
 *ER : Electrical Room
 *GR : Generator Room

図4.52 地下1階平面図その1 (ベトナム駅周辺)

JICA STUDY TEAM FOR BTN CENTRAL STATION PROJECT
 NIKKEN SEKKEI CIVIL ENGINEERING LTD.
 NIKKEN SEKKEI RESEARCH INSTITUTE
 NIPPON KOEI CO., LTD.
 JAPAN RAILWAY TECHNICAL SERVICE
 SUMITOMO REALTY & DEVELOPMENT CO., LTD.

JAPAN INTERNATIONAL COOPERATION AGENCY(JICA)
 PREPARATORY SURVEY ON
 BEN THANH CENTRAL STATION PROJECT
 B1 PLAN 1 (2nd Phase)

DATE: 10.12.2011
 SCALE: A1:1/500 A3:1/1000
 DWG NO.: DFR-2-6



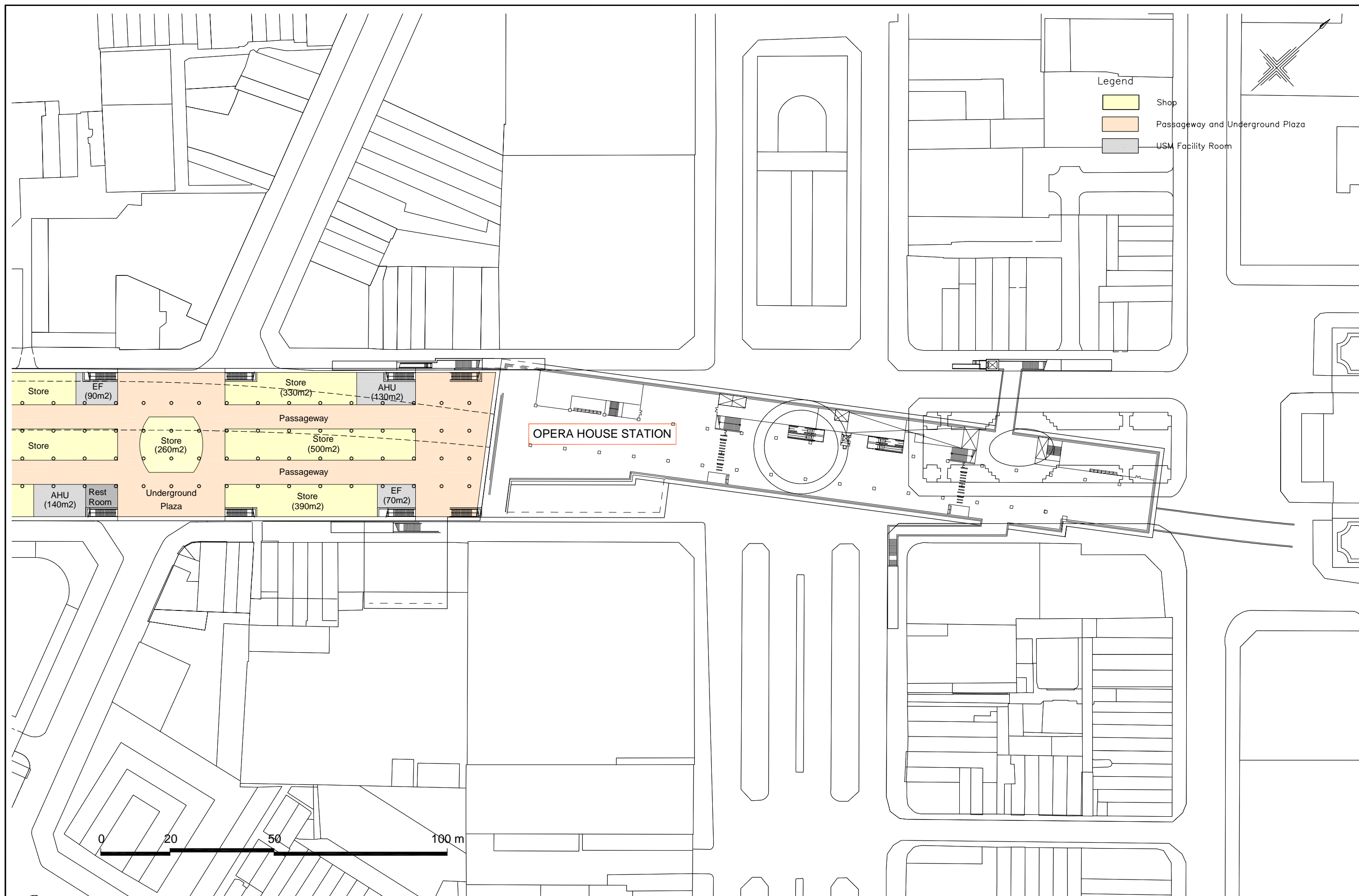
*AHU : Air Handling Unit Room
 *EF : Exhaust Fan Room
 *ER : Electrical Room
 *GR : Generator Room

図4.53 地下1階平面図その2 (レロイ通り)

JICA STUDY TEAM FOR BTN CENTRAL STATION PROJECT
 NIKKEN SEKKEI CIVIL ENGINEERING LTD.
 NIKKEN SEKKEI RESEARCH INSTITUTE
 NIPPON KOEI CO.,LTD.
 JAPAN RAILWAY TECHNICAL SERVICE
 SUMITOMO REALTY & DEVELOPMENT CO.,LTD.

JAPAN INTERNATIONAL COOPERATION AGENCY(JICA)
 PREPARATORY SURVEY ON
 BEN THANH CENTRAL STATION PROJECT
 B1 PLAN 2 (2nd Phase)

DATE: 10.12.2011
 SCALE: A1:1/500 A3:1/1000
 DWG NO.: DFR-2-7



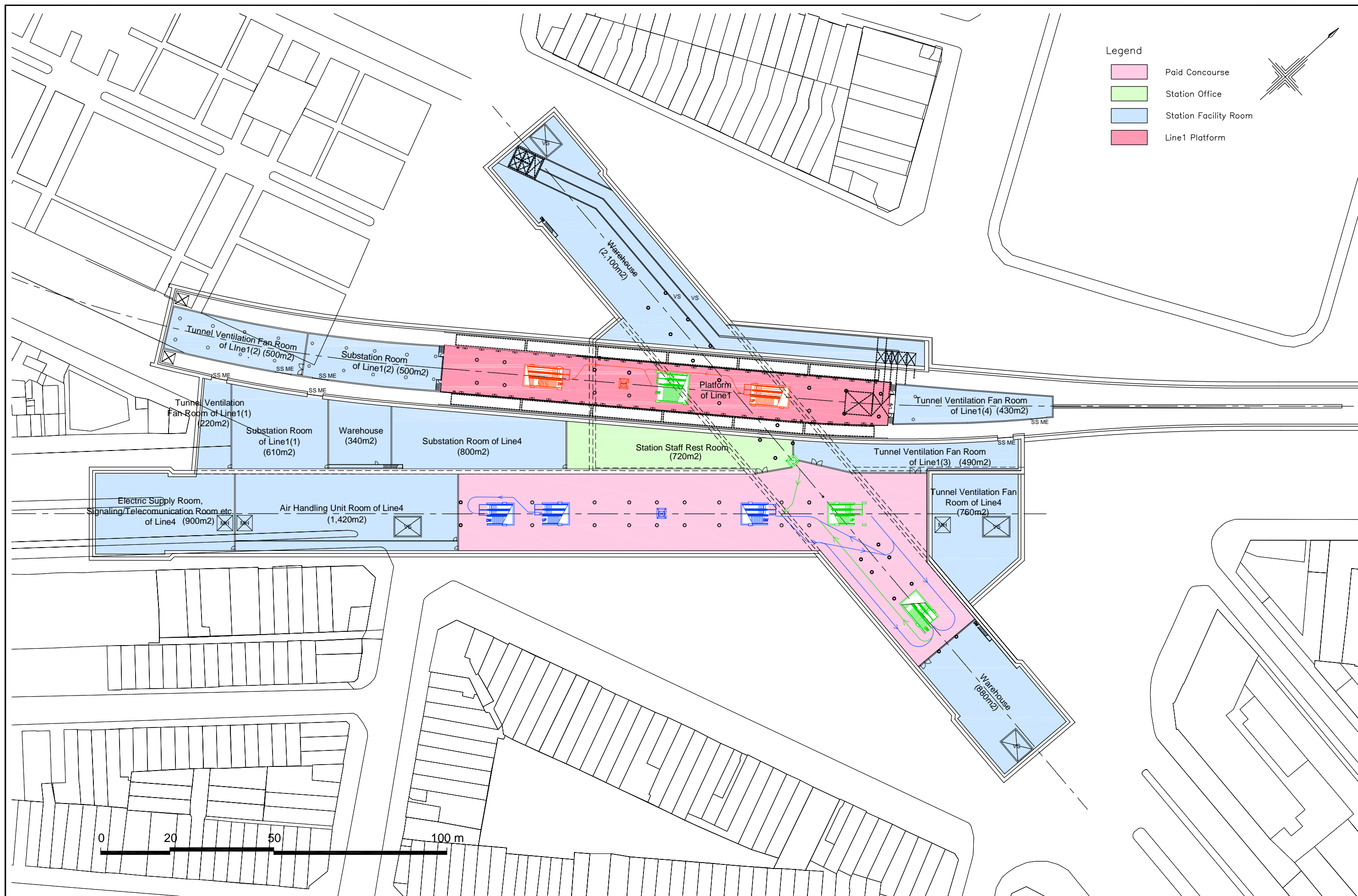
*AHU : Air Handling Unit Room
 *EF : Exhaust Fan Room
 *ER : Electrical Room
 *GR : Generator Room

図4.54 地下1階平面図その3 (レロイ通り)

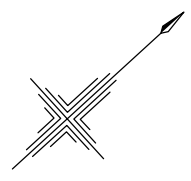
JICA STUDY TEAM FOR BTN CENTRAL STATION PROJECT
 NIKKEN SEKKEI CIVIL ENGINEERING LTD.
 NIKKEN SEKKEI RESEARCH INSTITUTE
 NIPPON KOEI CO.,LTD.
 JAPAN RAILWAY TECHNICAL SERVICE
 SUMITOMO REALTY & DEVELOPMENT CO.,LTD.

JAPAN INTERNATIONAL COOPERATION AGENCY(JICA)
 PREPARATORY SURVEY ON
 BEN THANH CENTRAL STATION PROJECT
 B1 PLAN 3 (2nd Phase)

DATA	10.12.2011
SCALE	A1:1/500 A3:1/1000
DWG NO.	DFR-2-8



- Legend
- Paid Concourse
 - Station Office
 - Station Facility Room
 - Line1 Platform



0 20 50 100 m

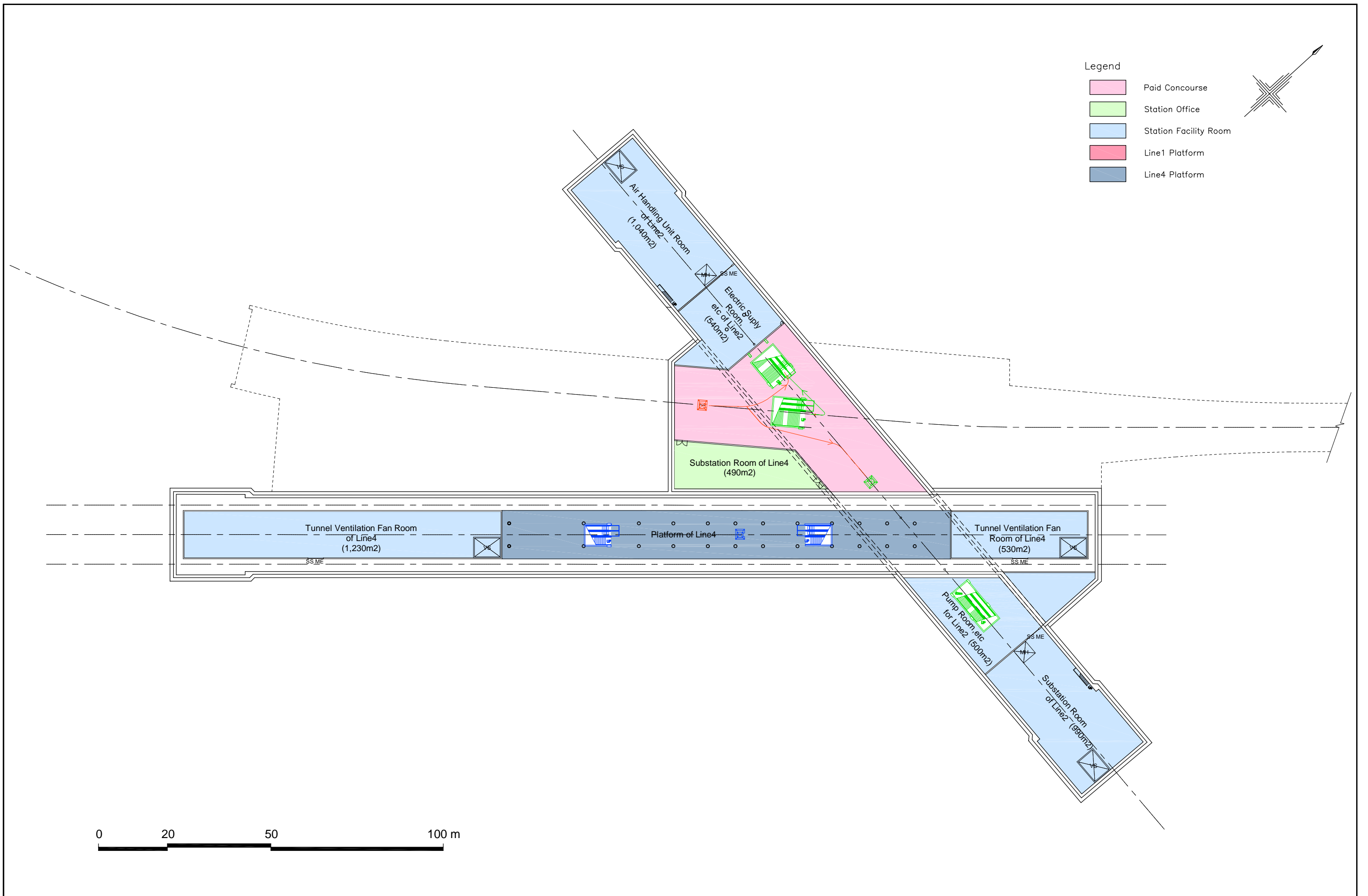
*VS : Ventilation Shaft
 *MH : Machine Hatch
 *SSME : Steel Shutter for Machine Emplacement

図4.55 地下2階平面図 (1号線ホーム階)

JICA STUDY TEAM FOR BTN CENTRAL STATION PROJECT
 NIKKEN SEKKEI CIVIL ENGINEERING LTD.
 NIKKEN SEKKEI RESEARCH INSTITUTE
 NIPPON KOEI CO.,LTD.
 JAPAN RAILWAY TECHNICAL SERVICE
 SUMITOMO REALTY & DEVELOPMENT CO.,LTD.

JAPAN INTERNATIONAL COOPERATION AGENCY(JICA)
 PREPARATORY SURVEY ON
 BEN THANH CENTRAL STATION PROJECT
 B2 PLAN (2nd Phase)

DATA 10.12.2011
 SCALE: A1:1/500 A3:1/1000
 DWG NO. DFR-2-9



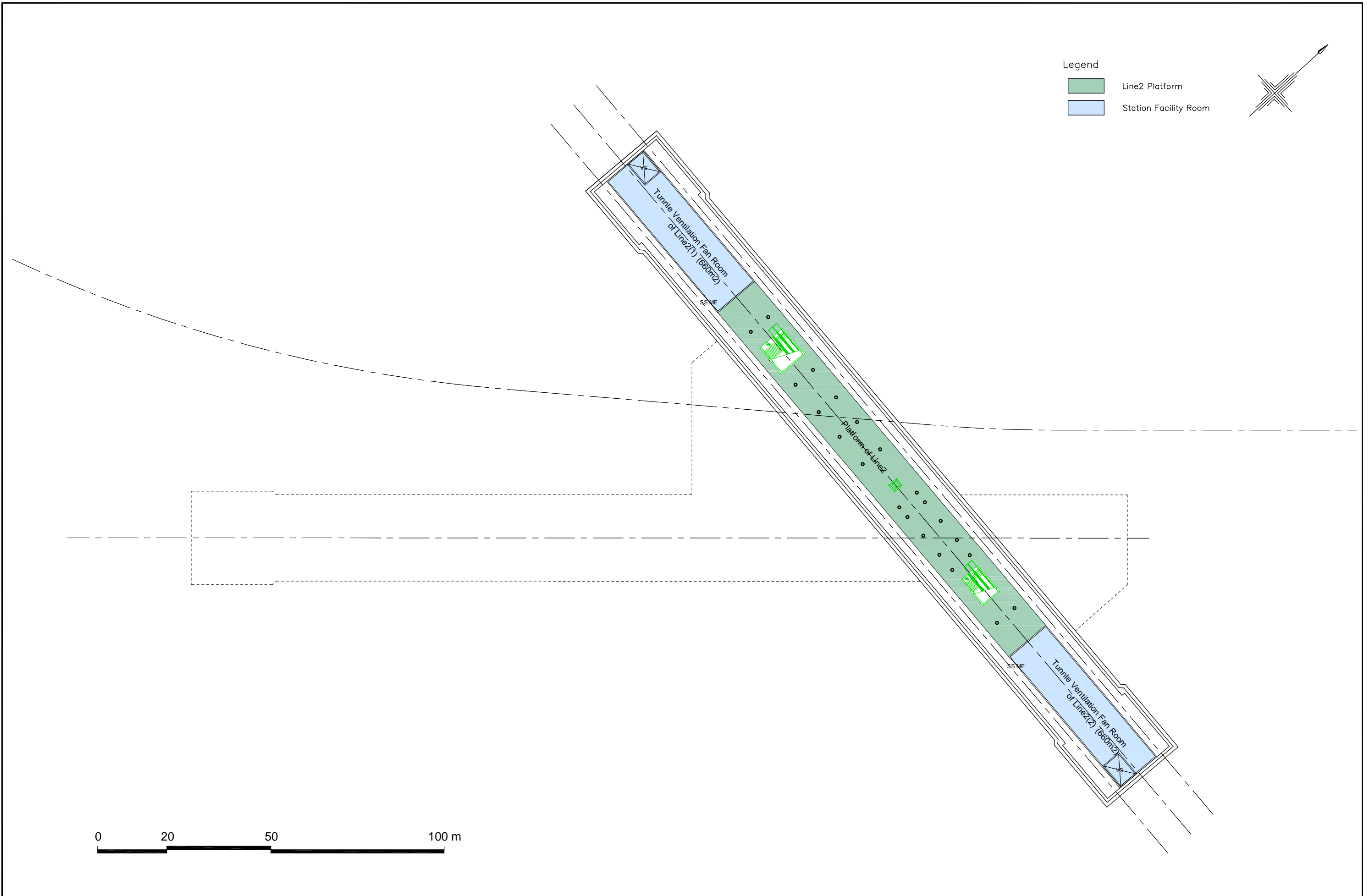
*VS : Ventilation Shaft
 *MH : Machine Hatch
 *SSME : Steel Shutter for Machine Emplacement

图4.56 地下3階平面图 (4号線ホ一ム階)

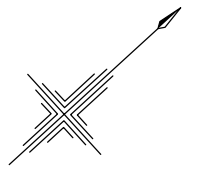
JICA STUDY TEAM FOR BTN CENTRAL STATION PROJECT
 NIKKEN SEKKEI CIVIL ENGINEERING LTD.
 NIKKEN SEKKEI RESEARCH INSTITUTE
 NIPPON KOEI CO.,LTD.
 JAPAN RAILWAY TECHNICAL SERVICE
 SUMITOMO REALTY & DEVELOPMENT CO.,LTD.

JAPAN INTERNATIONAL COOPERATION AGENCY(JICA)
 PREPARATORY SURVEY ON
 BEN THANH CENTRAL STATION PROJECT
 B3 PLAN (2nd Phase)

DATA: 10.12.2011
 SCALE: A1:1/500 A3:1/1000
 DWG NO: DFR-2-10



Legend
 Line2 Platform
 Station Facility Room



0 20 50 100 m

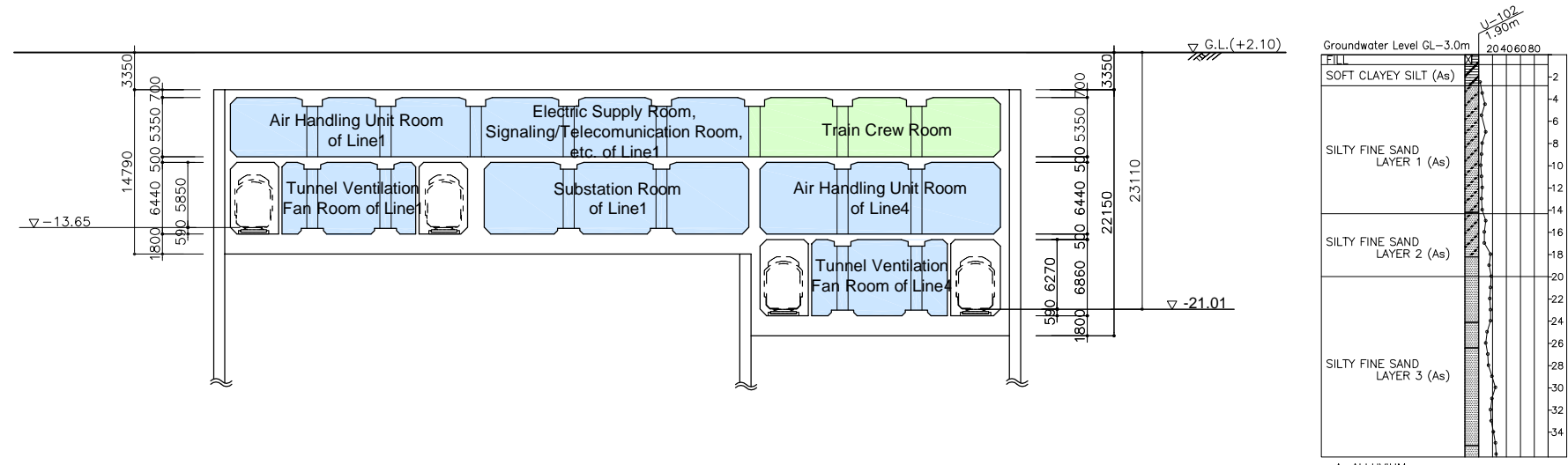
*VS : Ventilation Shaft
 *SSME : Steel Shutter for Machine Emplacement

図4.57 地下4階平面図 (2号線ホム階)

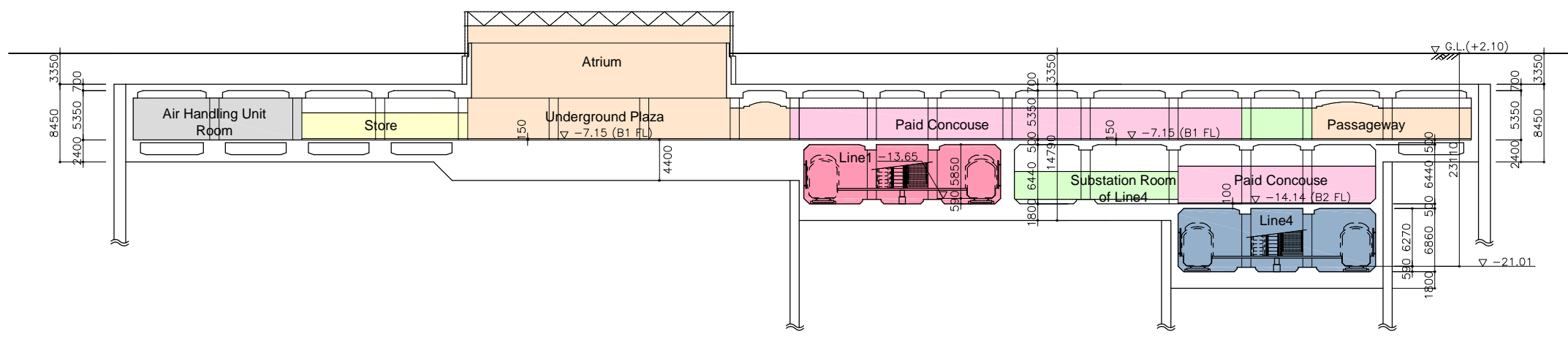
JICA STUDY TEAM FOR BTN CENTRAL STATION PROJECT
 NIKKEN SEKKEI CIVIL ENGINEERING LTD.
 NIKKEN SEKKEI RESEARCH INSTITUTE
 NIPPON KOEI CO.,LTD.
 JAPAN RAILWAY TECHNICAL SERVICE
 SUMITOMO REALTY & DEVELOPMENT CO.,LTD.

JAPAN INTERNATIONAL COOPERATION AGENCY(JICA)
 PREPARATORY SURVEY ON
 BEN THANH CENTRAL STATION PROJECT
 B4 PLAN (2nd Phase)

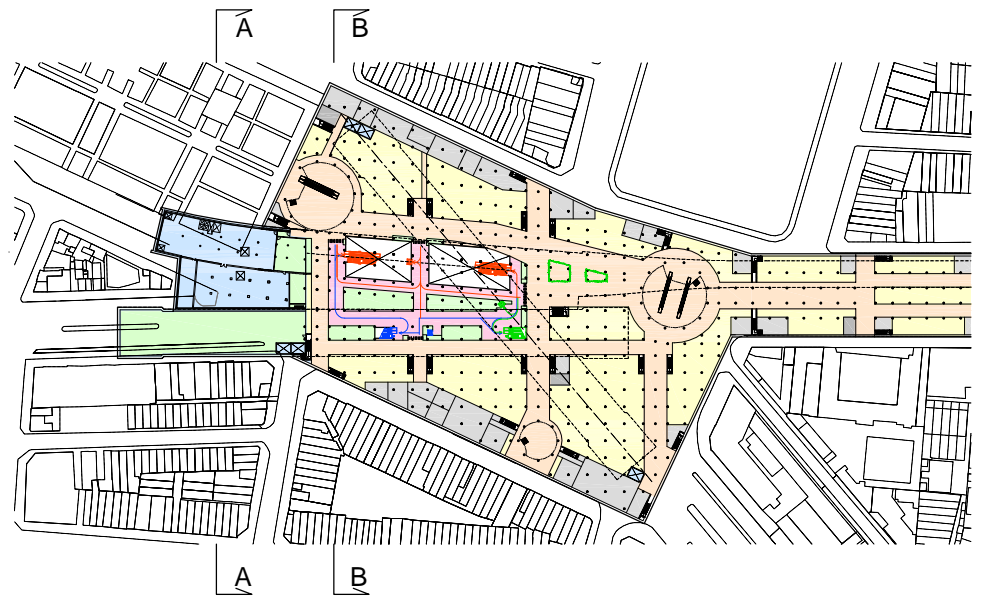
DATA: 10.12.2011
 SCALE: A1:1/500 A3:1/1000
 DWG NO: DFR-2-11



A-A CROSS SECTION.



B-B CROSS SECTION.

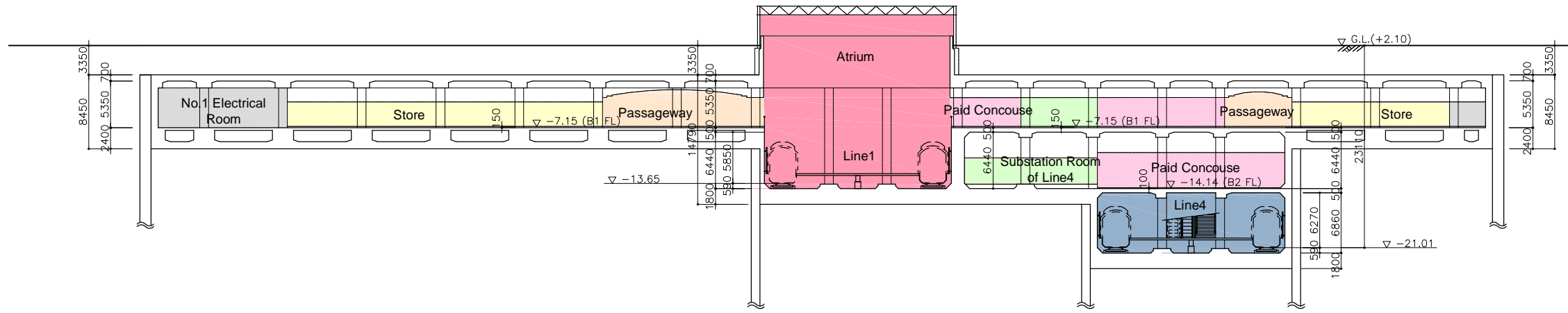


KEY PLAN 1/3000

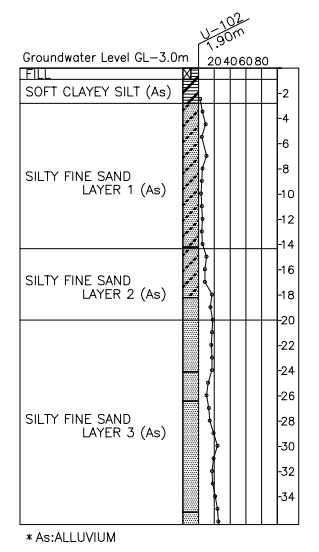
- Legend
- Paid Concourse
 - Station Office
 - Station Facility Room
 - Line1 Platform
 - Line2 Platform
 - Line4 Platform
 - Shop
 - Passageway and Underground Plaza
 - USM Facility Room

	JICA STUDY TEAM FOR BTN CENTRAL STATION PROJECT NIKKEN SEKKEI CIVIL ENGINEERING LTD. NIKKEN SEKKEI RESEARCH INSTITUTE NIPPON KOEI CO.,LTD. JAPAN RAILWAY TECHNICAL SERVICE SUMITOMO REALTY & DEVELOPMENT CO.,LTD.	JAPAN INTERNATIONAL COOPERATION AGENCY(JICA) PREPARATORY SURVEY ON BEN THANH CENTRAL STATION PROJECT SECTION 1 (2nd Phase)	DATA: 10.12.2011 SCALE: A1:1/300 A3:1/600 DWG NO: DFR-2-12
--	--	---	--

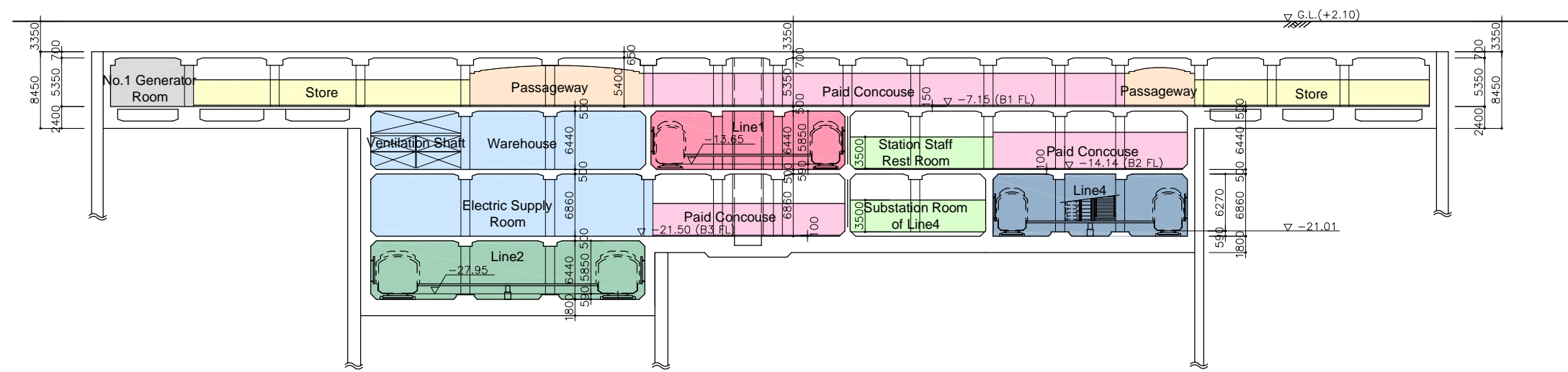
図4.58 断面図その1



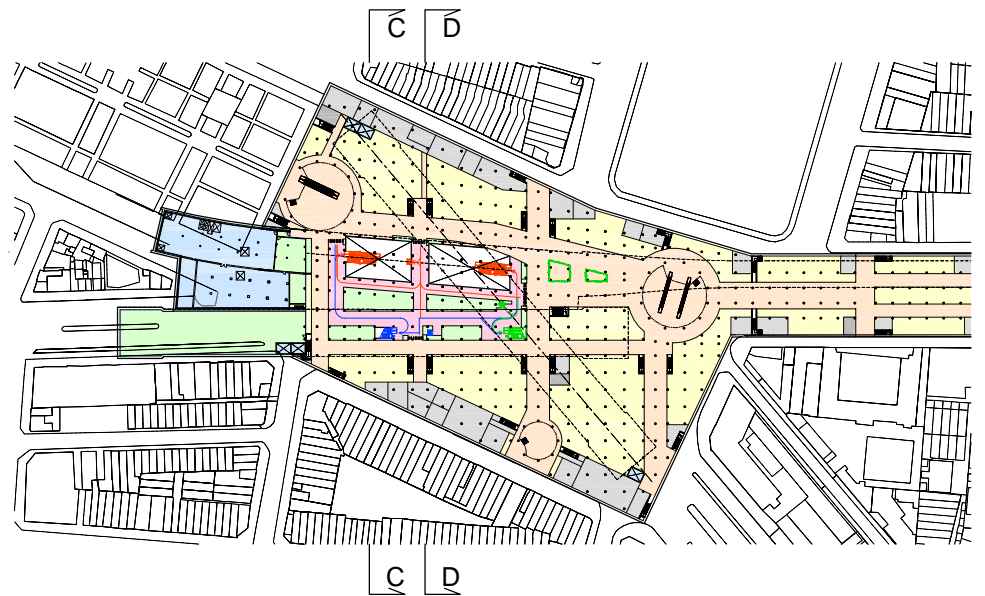
C-C CROSS SECTION



*As: ALLUVIUM



D-D CROSS SECTION

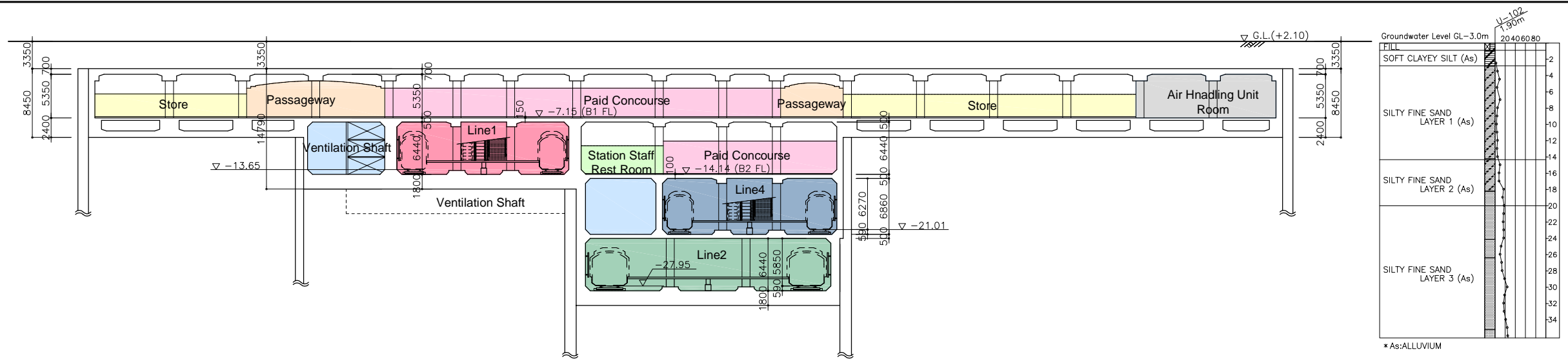


KEY PLAN 1/3000

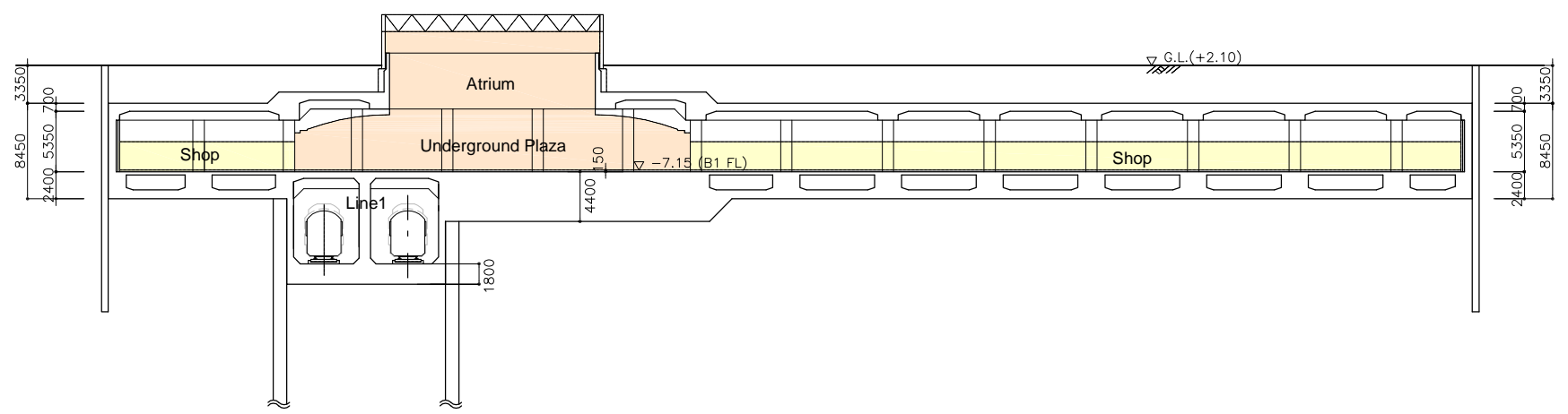
- Legend
- Paid Concourse
 - Station Office
 - Station Facility Room
 - Line1 Platform
 - Line2 Platform
 - Line4 Platform
 - Shop
 - Passageway and Underground Plaza
 - USM Facility Room

	JICA STUDY TEAM FOR BTN CENTRAL STATION PROJECT NIKKEN SEKKEI CIVIL ENGINEERING LTD. NIKKEN SEKKEI RESEARCH INSTITUTE NIPPON KOEI CO.,LTD. JAPAN RAILWAY TECHNICAL SERVICE SUMITOMO REALTY & DEVELOPMENT CO.,LTD.	JAPAN INTERNATIONAL COOPERATION AGENCY(JICA) PREPARATORY SURVEY ON BEN THANH CENTRAL STATION PROJECT SECTION 2 (2nd Phase)	DATA: 10.12.2011 SCALE: A1:1/300 A3:1/600 DWG NO: DFR-2-13
--	--	---	--

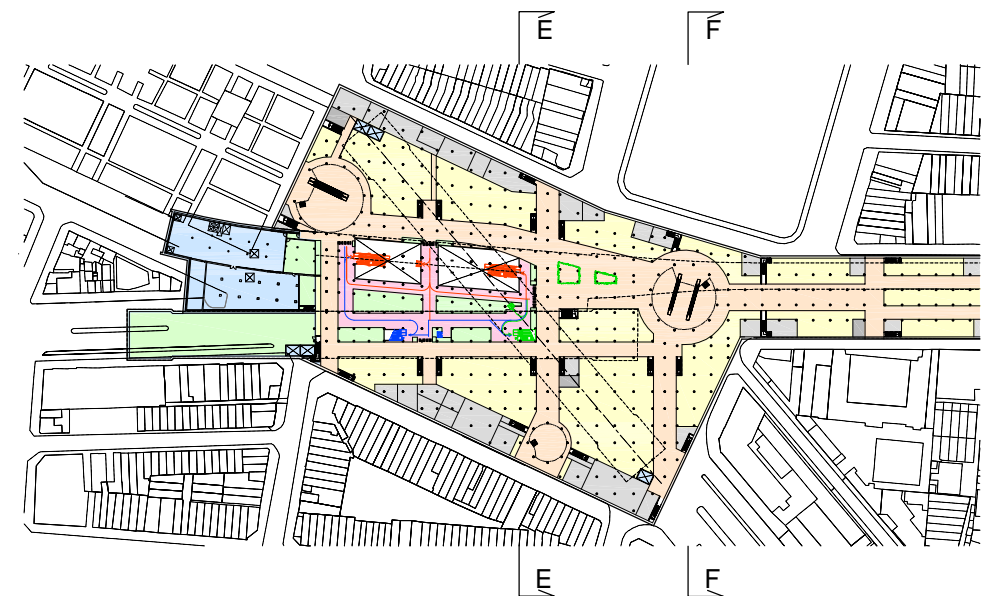
図4.59 断面図その2



E-E CROSS SECTION



F-F CROSS SECTION

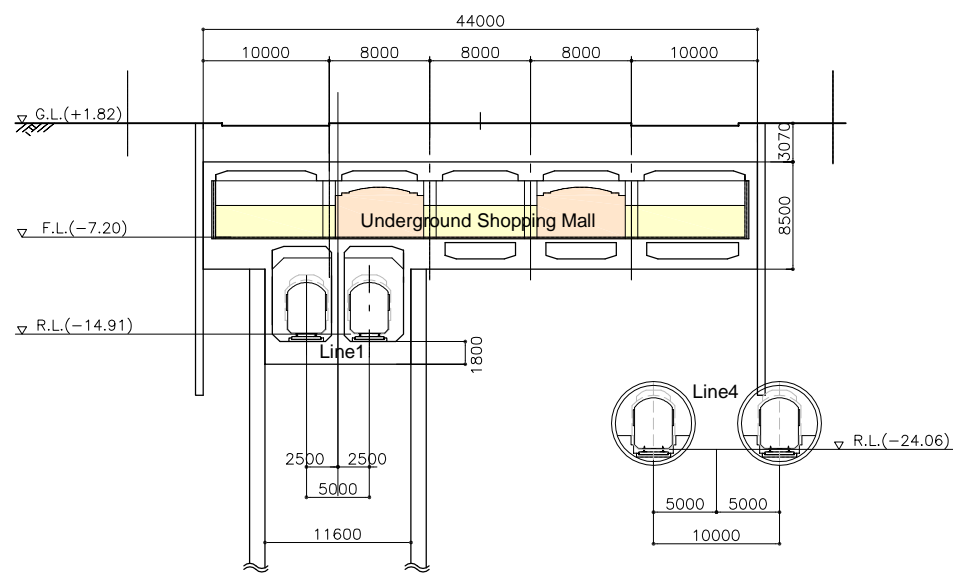


KEY PLAN 1/3000

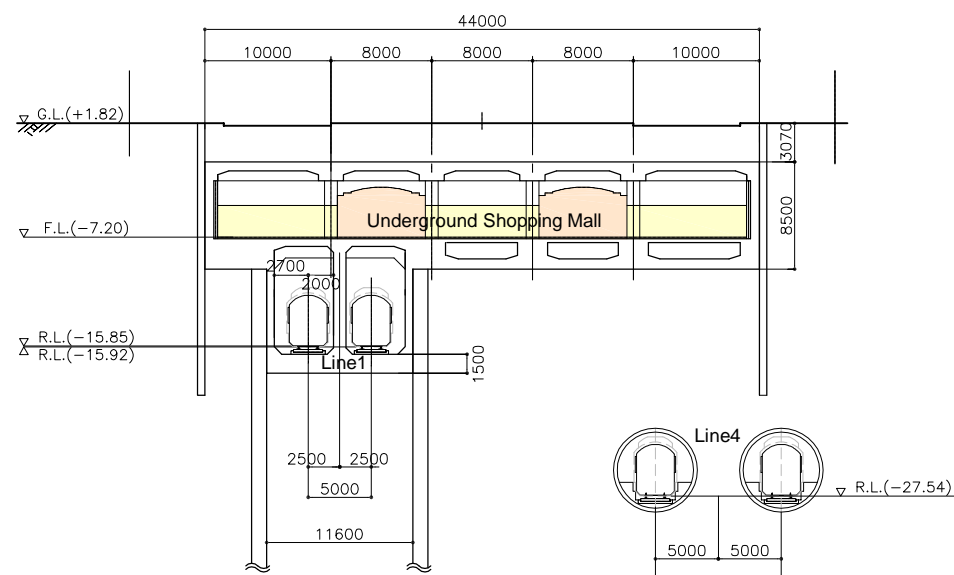
- Legend
- Paid Concourse
 - Station Office
 - Station Facility Room
 - Line1 Platform
 - Line2 Platform
 - Line4 Platform
 - Shop
 - Passageway and Underground Plaza
 - USM Facility Room

	JICA STUDY TEAM FOR BTN CENTRAL STATION PROJECT NIKKEN SEKKEI CIVIL ENGINEERING LTD. NIKKEN SEKKEI RESEARCH INSTITUTE NIPPON KOEI CO., LTD. JAPAN RAILWAY TECHNICAL SERVICE SUMITOMO REALTY & DEVELOPMENT CO., LTD.	JAPAN INTERNATIONAL COOPERATION AGENCY(JICA) PREPARATORY SURVEY ON BEN THANH CENTRAL STATION PROJECT SECTION 3 (2nd Phase)	DATA: 06.03.2012 SCALE: A1:1/300 A3:1/600 DWG NO. DFR-2-14
--	--	---	--

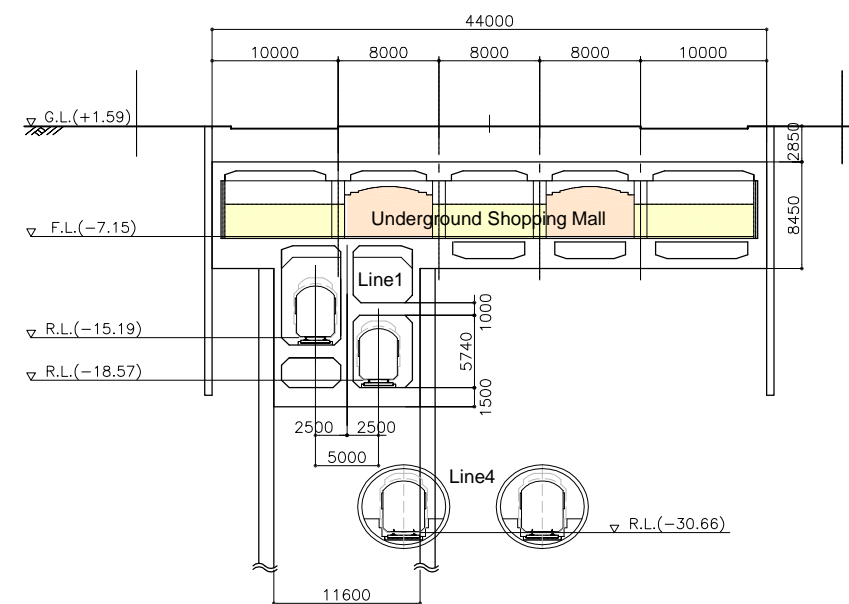
図4.60 断面図その3



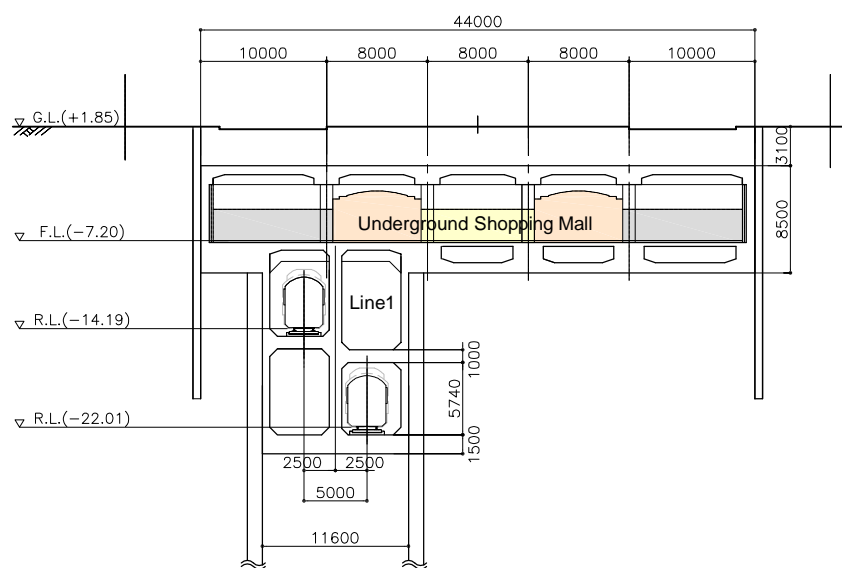
G-G CROSS SECTION (KM 0+200 OF LINE-1)



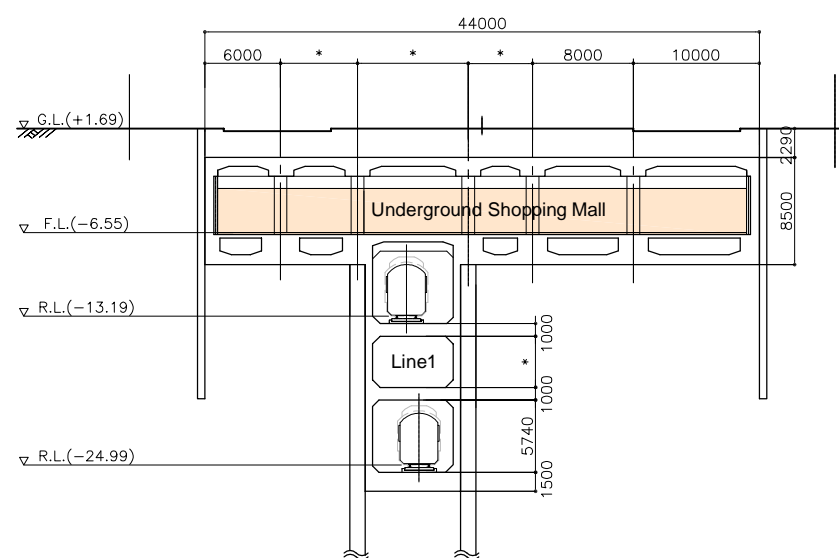
H-H CROSS SECTION (KM 0+300 OF LINE-1)



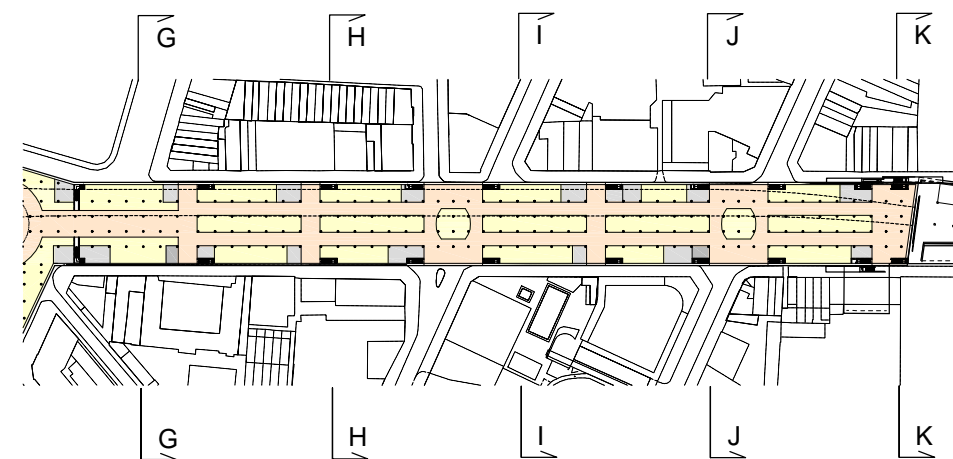
I-I CROSS SECTION (KM 0+400 OF LINE-1)



J-J CROSS SECTION (KM 0+500 OF LINE-1)



K-K CROSS SECTION (KM 0+600 OF LINE-1)



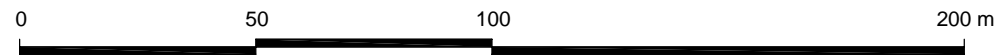
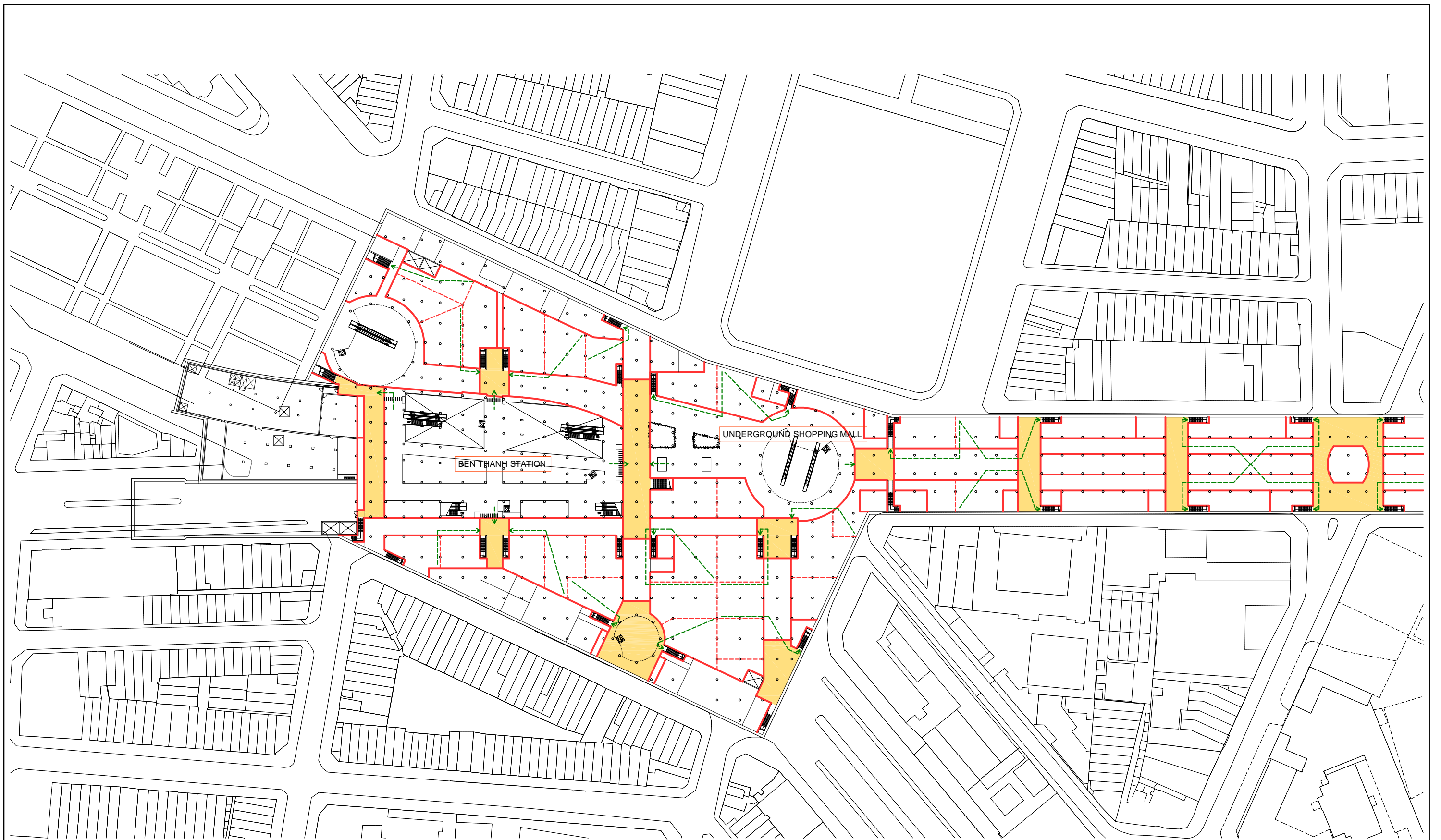
KEY PLAN 1/4000

Legend

- Passageway and Underground Plaza
- Store
- USM Facility Room

図4.61 断面図その4

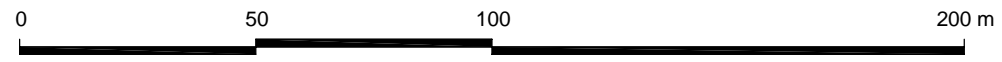
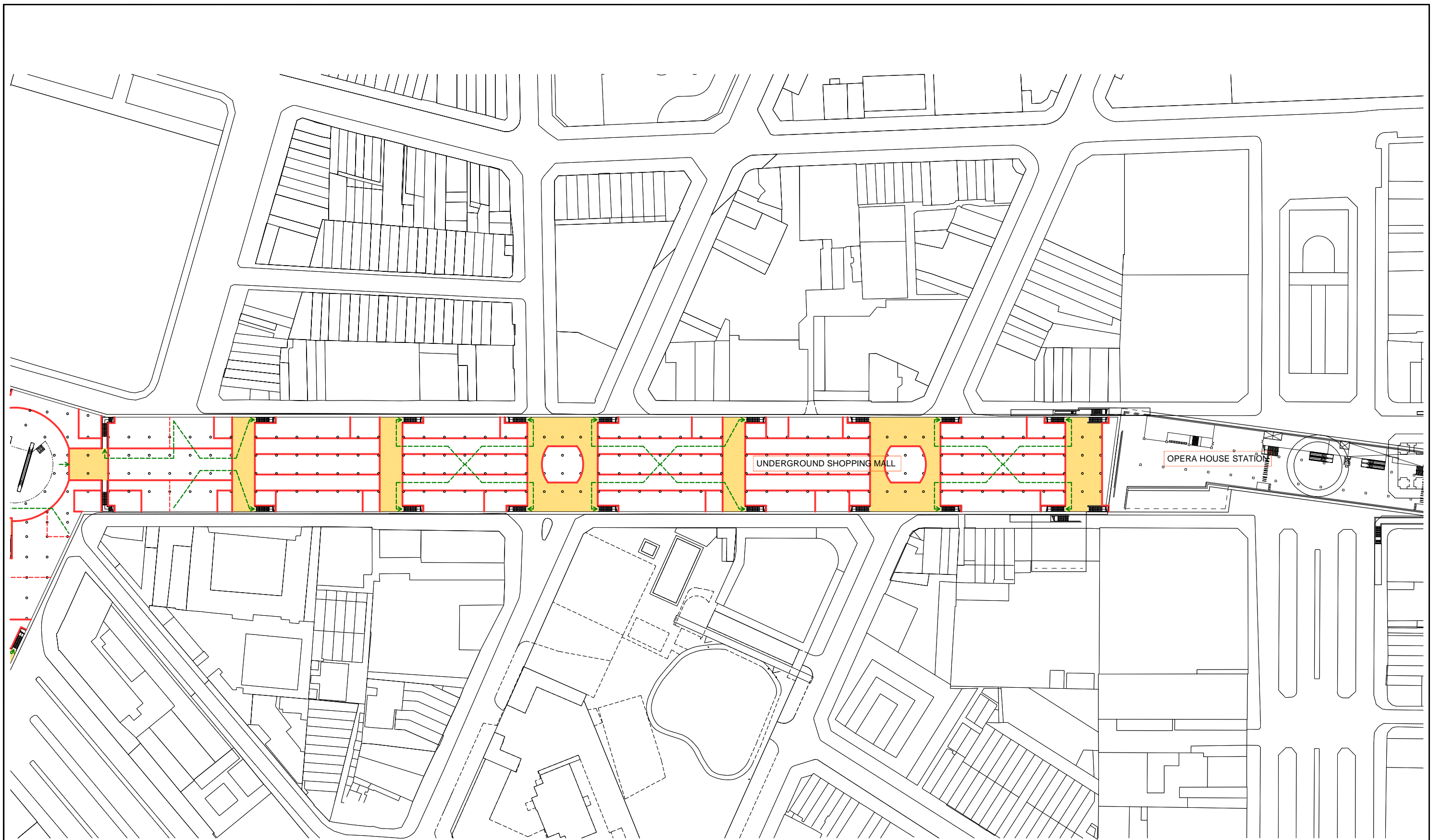
JICA STUDY TEAM FOR BTN CENTRAL STATION PROJECT NIKKEN SEKKEI CIVIL ENGINEERING LTD. NIKKEN SEKKEI RESEARCH INSTITUTE NIPPON KOEI CO., LTD. JAPAN RAILWAY TECHNICAL SERVICE SUMITOMO REALTY & DEVELOPMENT CO., LTD.	JAPAN INTERNATIONAL COOPERATION AGENCY(JICA) PREPARATORY SURVEY ON BEN THANH CENTRAL STATION PROJECT SECTION 4 (2nd Phase)	DATA: 10.12.2011 SCALE: A1:1/300 A3:1/600 DWG NO: DFR-2-15
--	---	--



- Legend
- Fire Separation
 - Safety Plaza
 - - - Evacuation Route

図4.62 防災計画図その1

JICA STUDY TEAM FOR BTN CENTRAL STATION PROJECT NIKKEN SEKKEI CIVIL ENGINEERING LTD. NIKKEN SEKKEI RESEARCH INSTITUTE NIPPON KOEI CO.,LTD. JAPAN RAILWAY TECHNICAL SERVICE SUMITOMO REALTY & DEVELOPMENT CO.,LTD.	JAPAN INTERNATIONAL COOPERATION AGENCY(JICA) PREPARATORY SURVEY ON BEN THANH CENTRAL STATION PROJECT	DATA 10.12.2011 SCALE. A1:1/800 A3:1/1600
	EMERGENCY FIRE ESCAPE PLAN 1	DWG NO. DFR-2-19



- Legend
- Fire Separation
 - Safety Plaza
 - - - Evacuation Route

図4.63 防災計画図その2

JICA STUDY TEAM FOR BTN CENTRAL STATION PROJECT NIKKEN SEKKEI CIVIL ENGINEERING LTD. NIKKEN SEKKEI RESEARCH INSTITUTE NIPPON KOEI CO.,LTD. JAPAN RAILWAY TECHNICAL SERVICE SUMITOMO REALTY & DEVELOPMENT CO.,LTD.	JAPAN INTERNATIONAL COOPERATION AGENCY(JICA) PREPARATORY SURVEY ON BEN THANH CENTRAL STATION PROJECT	DATA 10.12.2011 SCALE. A1:1/800 A3:1/1600 DWG NO. DFR-2-20
	EMERGENCY FIRE ESCAPE PLAN 2	



図 4.64 完成イメージ図その1 (地下全体俯瞰)



図 4.65 完成イメージ図その2 (都市鉄道ホーム)

2) 法定都市計画に整合した施設設計図

本プロジェクトにおいて対象とするベンタイン駅周辺地区総合開発計画に関して、法定都市計画に整合した完成形としての全体整備における設計図を次ページ以降に示す。地上計画は現状道路状態に基づく計画と異なるが、地下計画は現状道路状態に基づいた場合と同じである。よって、法定都市計画に整合した場合に関連する地上計画の施設設計図をここでは示している。また、全体完成時のイメージ図も添付する。

設計図の内容は下記のとおりである。

表 4.28 法定都市計画に整合した全体整備時施設設計図面リスト

図番号	図面名	縮尺
図 4.66	2nd Phase 地上全体平面図 (法定都市計画)	1/2500
図 4.67	地上平面図その 1 (法定都市計画)	1/1000
図 4.68	地上平面図その 2 (法定都市計画)	1/1000
図 4.69	地上平面図その 3 (法定都市計画)	1/1000
図 4.70	建築断面図その 1	1/200
図 4.71	建築断面図その 2	1/200
図 4.72	建築断面図その 3	1/200
図 4.73	完成イメージ図その 1 (地上全体俯瞰)	—
図 4.74	完成イメージ図その 2 (地下広場)	—
図 4.75	完成イメージ図その 3 (Le Loi 通り)	—


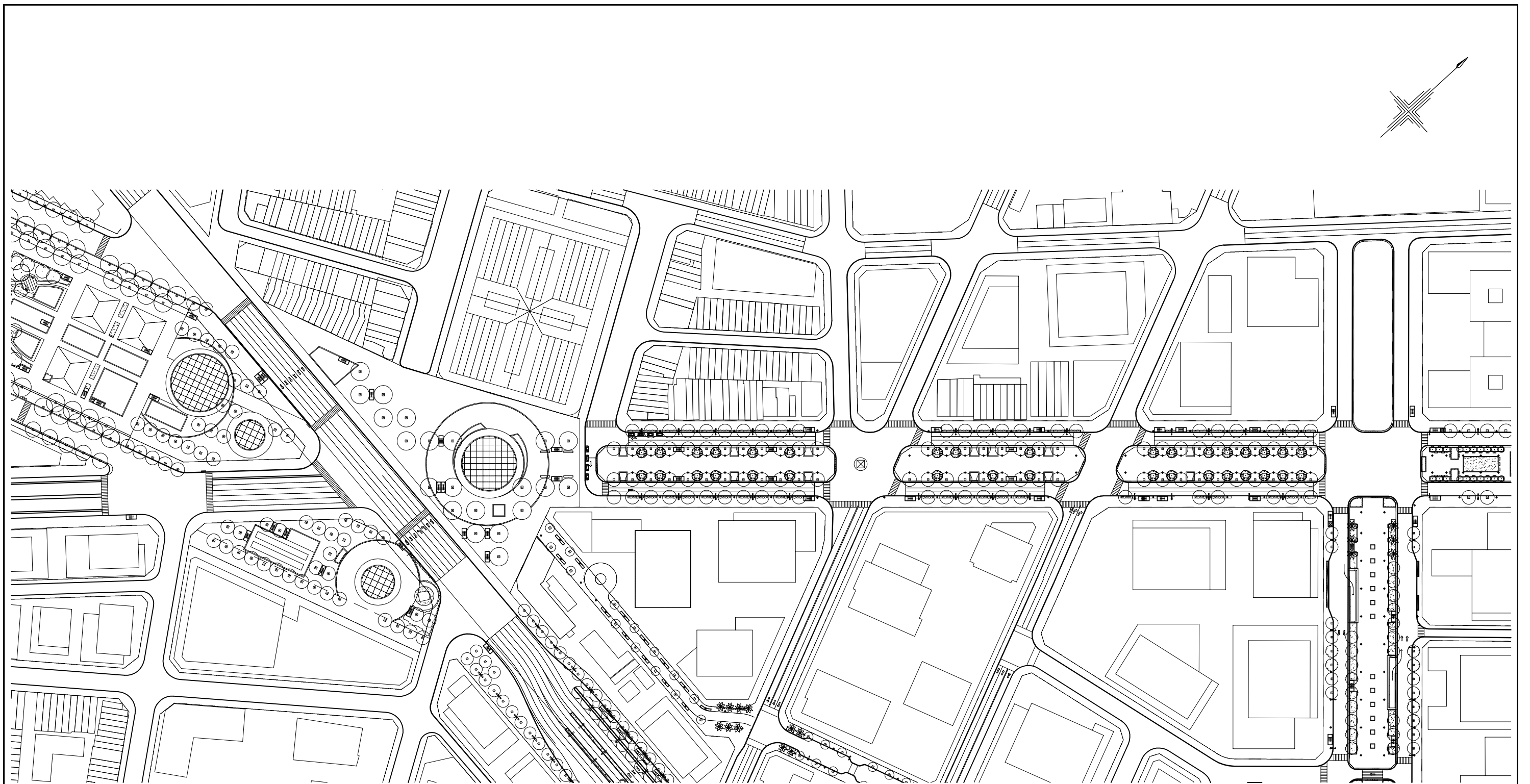
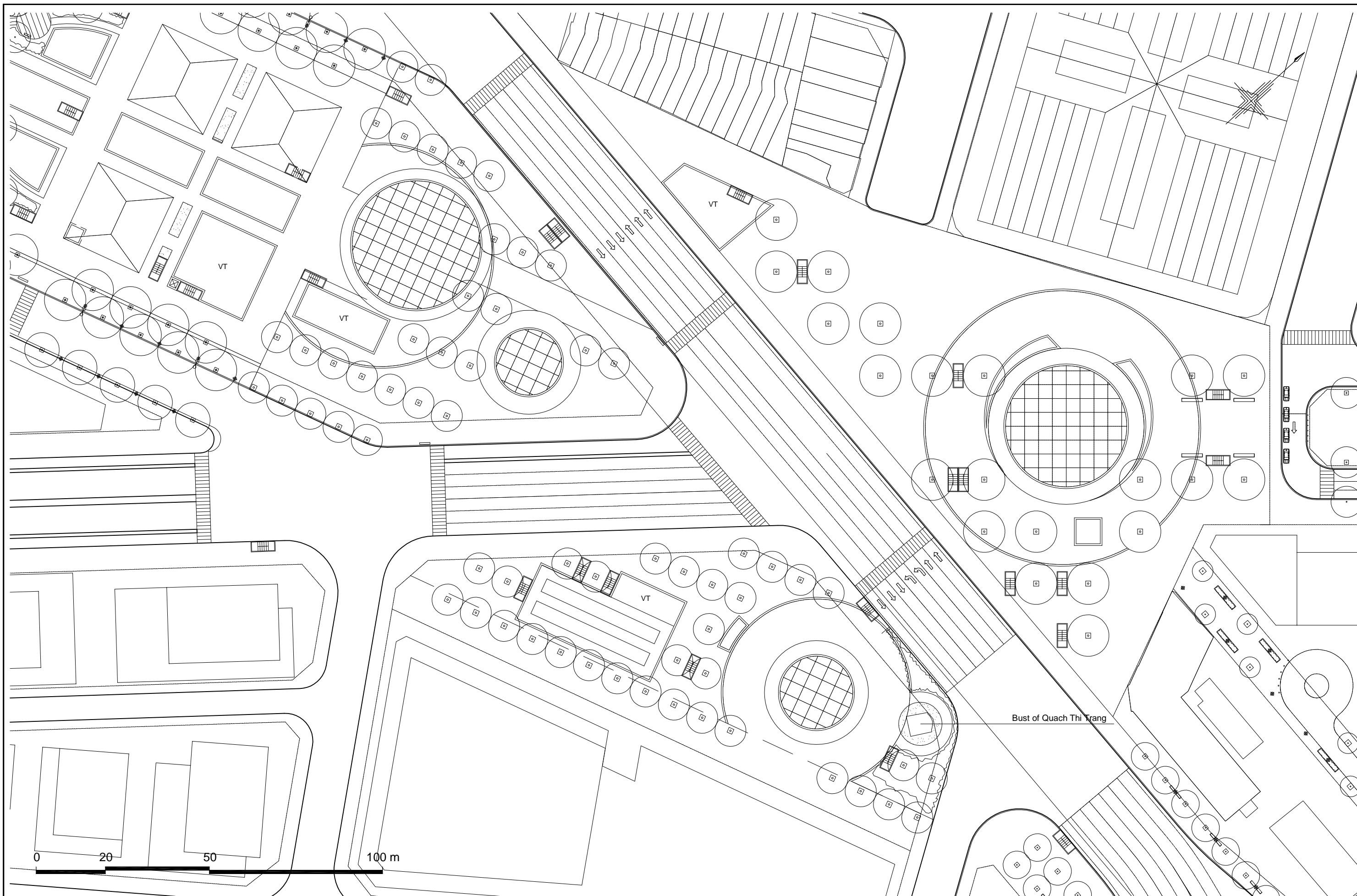


图4.66 地上全体平面图

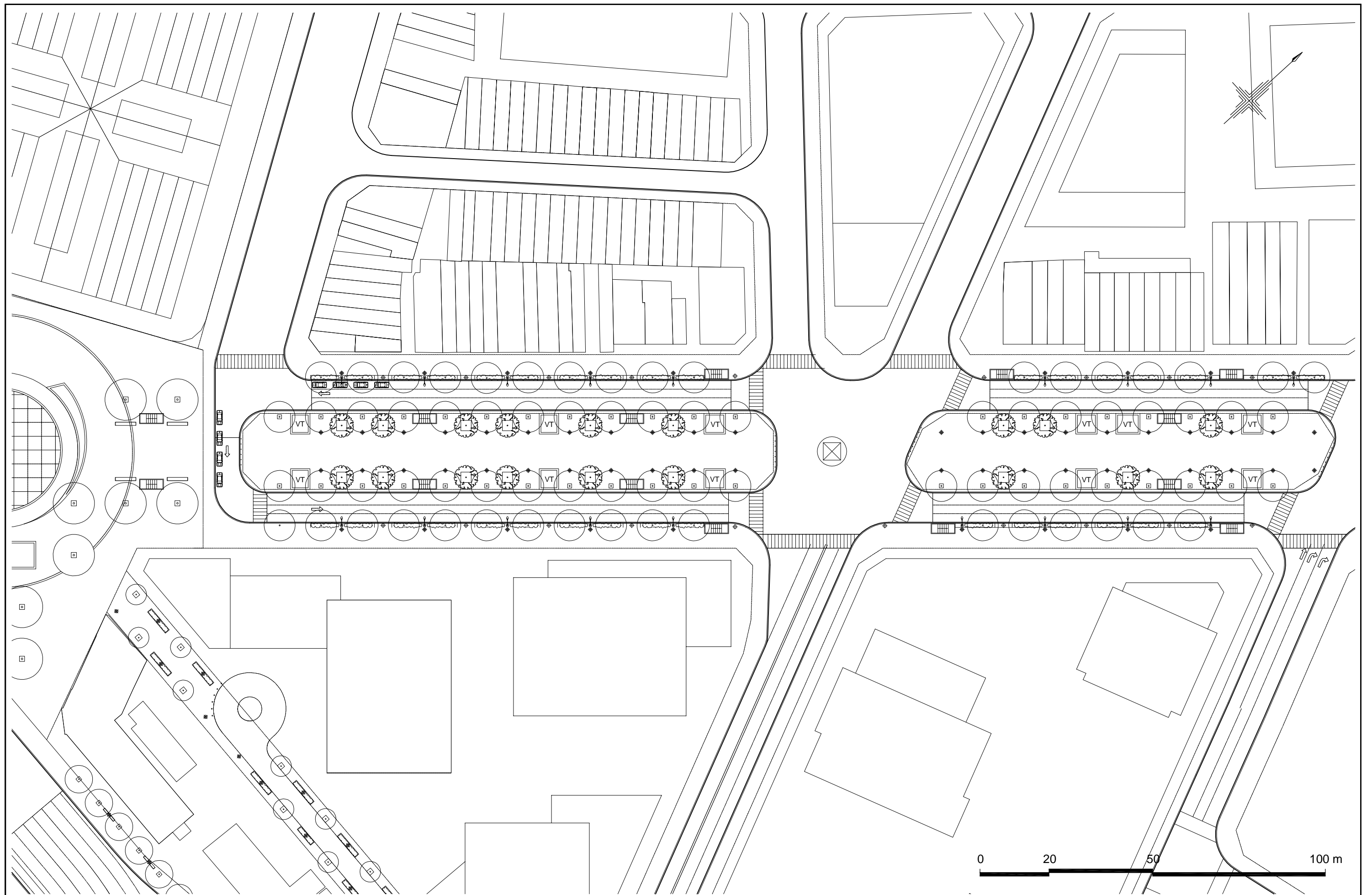
JICA STUDY TEAM FOR BTN CENTRAL STATION PROJECT NIKKEN SEKKEI CIVIL ENGINEERING LTD. NIKKEN SEKKEI RESEARCH INSTITUTE NIPPON KOEI CO.,LTD. JAPAN RAILWAY TECHNICAL SERVICE SUMITOMO REALTY & DEVELOPMENT CO.,LTD.	JAPAN INTERNATIONAL COOPERATION AGENCY(JICA)	DATA 10.12.2011
	PREPARATORY SURVEY ON BEN THANH CENTRAL STATION PROJECT	SCALE: A1:1/1250 A3:1/2500
	GROUND LEVEL WHOLE PLAN (2nd Phase)	DWG NO. DFR-2-1



*VT : Ventilation Tower

図4.67 地上平面図その1

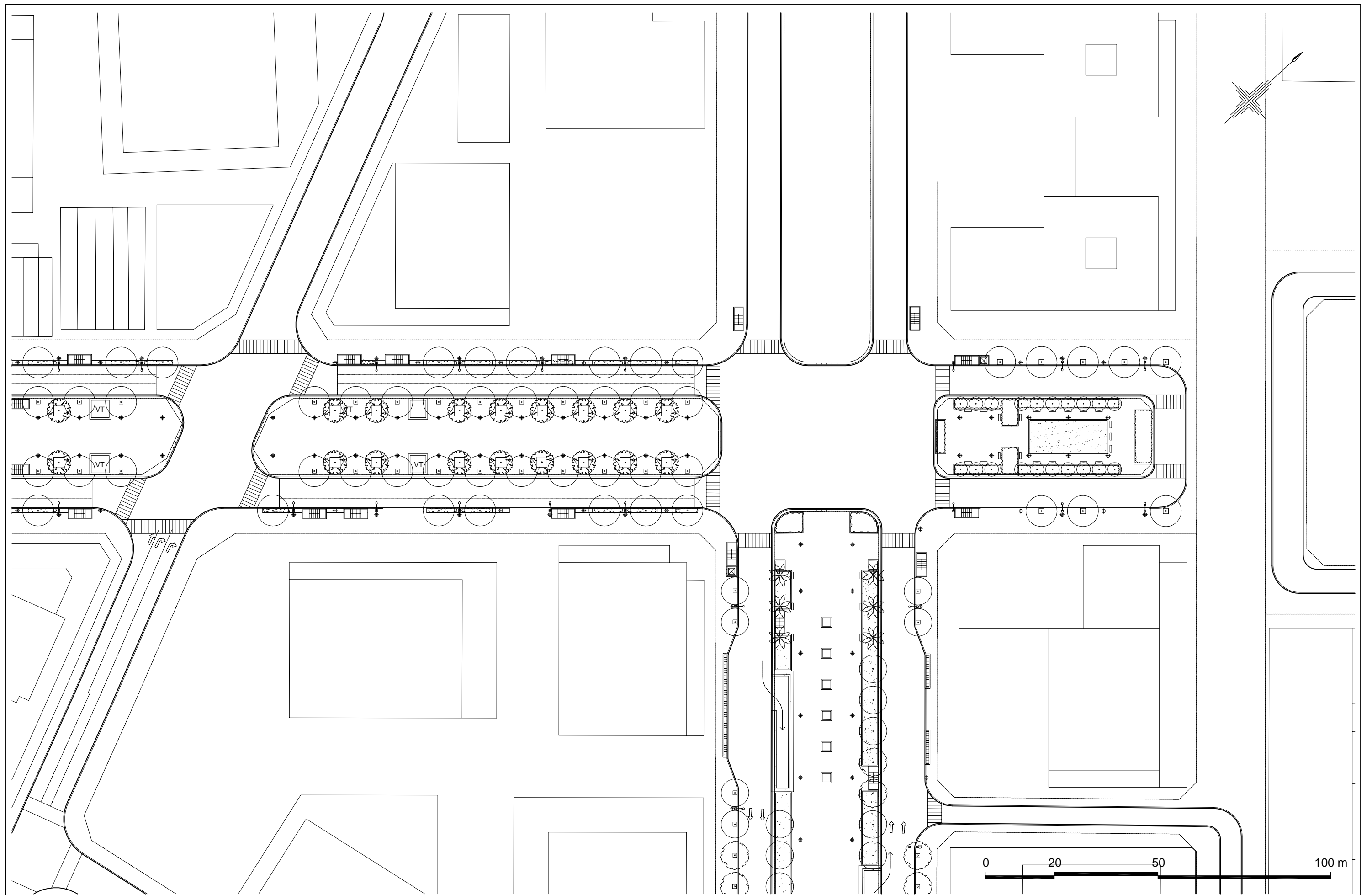
JICA STUDY TEAM FOR BTN CENTRAL STATION PROJECT NIKKEN SEKKEI CIVIL ENGINEERING LTD. NIKKEN SEKKEI RESEARCH INSTITUTE NIPPON KOEI CO.,LTD. JAPAN RAILWAY TECHNICAL SERVICE SUMITOMO REALTY & DEVELOPMENT CO.,LTD.	JAPAN INTERNATIONAL COOPERATION AGENCY(JICA) PREPARATORY SURVEY ON BEN THANH CENTRAL STATION PROJECT	DATA: 10.12.2011 SCALE: A1:1/500 A3:1/1000 DWG NO.: DFR-2-2
	GROUND LEVEL PLAN 1 (2nd Phase)	



*VT : Ventilation Tower

図4.68 地上平面図その2

JICA STUDY TEAM FOR BTN CENTRAL STATION PROJECT NIKKEN SEKKEI CIVIL ENGINEERING LTD. NIKKEN SEKKEI RESEARCH INSTITUTE NIPPON KOEI CO.,LTD. JAPAN RAILWAY TECHNICAL SERVICE SUMITOMO REALTY & DEVELOPMENT CO.,LTD.	JAPAN INTERNATIONAL COOPERATION AGENCY(JICA)	DATA 10.12.2011
	PREPARATORY SURVEY ON BEN THANH CENTRAL STATION PROJECT	SCALE: A1:1/500 A3:1/1000
	GROUND LEVEL PLAN 2 (2nd Phase)	DWG NO. DFR-2-3



*VT : Ventilation Tower

図4.69 地上平面図その3

JICA STUDY TEAM FOR BTN CENTRAL STATION PROJECT NIKKEN SEKKEI CIVIL ENGINEERING LTD. NIKKEN SEKKEI RESEARCH INSTITUTE NIPPON KOEI CO.,LTD. JAPAN RAILWAY TECHNICAL SERVICE SUMITOMO REALTY & DEVELOPMENT CO.,LTD.	JAPAN INTERNATIONAL COOPERATION AGENCY(JICA)	DATA 10.12.2011
	PREPARATORY SURVEY ON BEN THANH CENTRAL STATION PROJECT	SCALE. A1:1/500 A3:1/1000
	GROUND LEVEL PLAN 3 (2nd Phase)	DWG NO. DFR-2-4

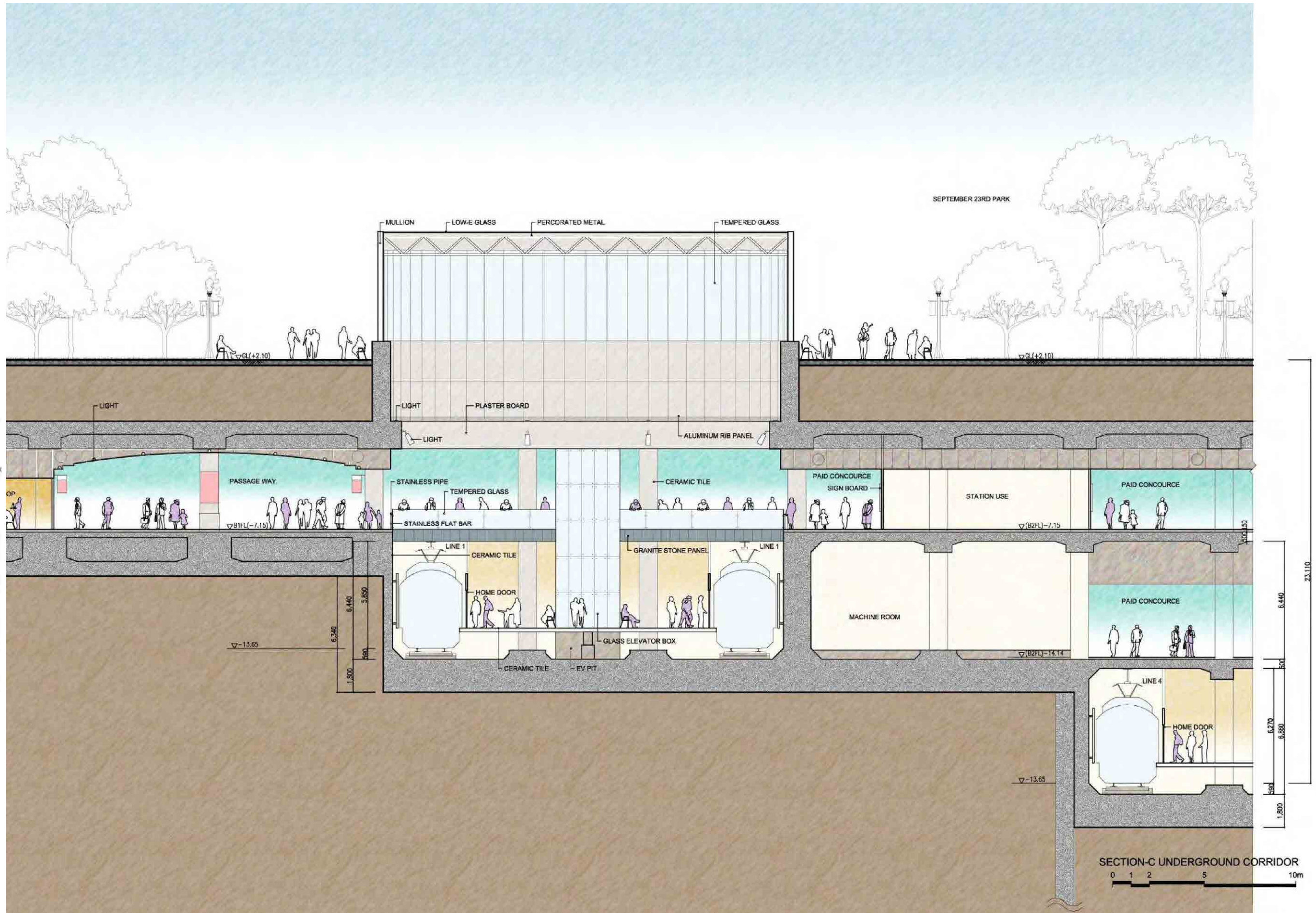


図4.70 建築断面図その1

JICA STUDY TEAM FOR BTN CENTRAL STATION PROJECT	JAPAN INTERNATIONAL COOPERATION AGENCY(JICA)	DATA	10.12.2011
NIKKEN SEKKEI CIVIL ENGINEERING LTD.	PREPARATORY SURVEY ON	SCALE	A1:1/100 A3:1/200
NIKKEN SEKKEI RESEARCH INSTITUTE	BEN THANH CENTRAL STATION PROJECT	DWG NO.	DFR-2-16
NIPPON KOEI CO.,LTD.	ARCHITECTURAL SECTION 1 (2nd Phase)		
JAPAN RAILWAY TECHNICAL SERVICE			
SUMITOMO REALTY & DEVELOPMENT CO.,LTD.			

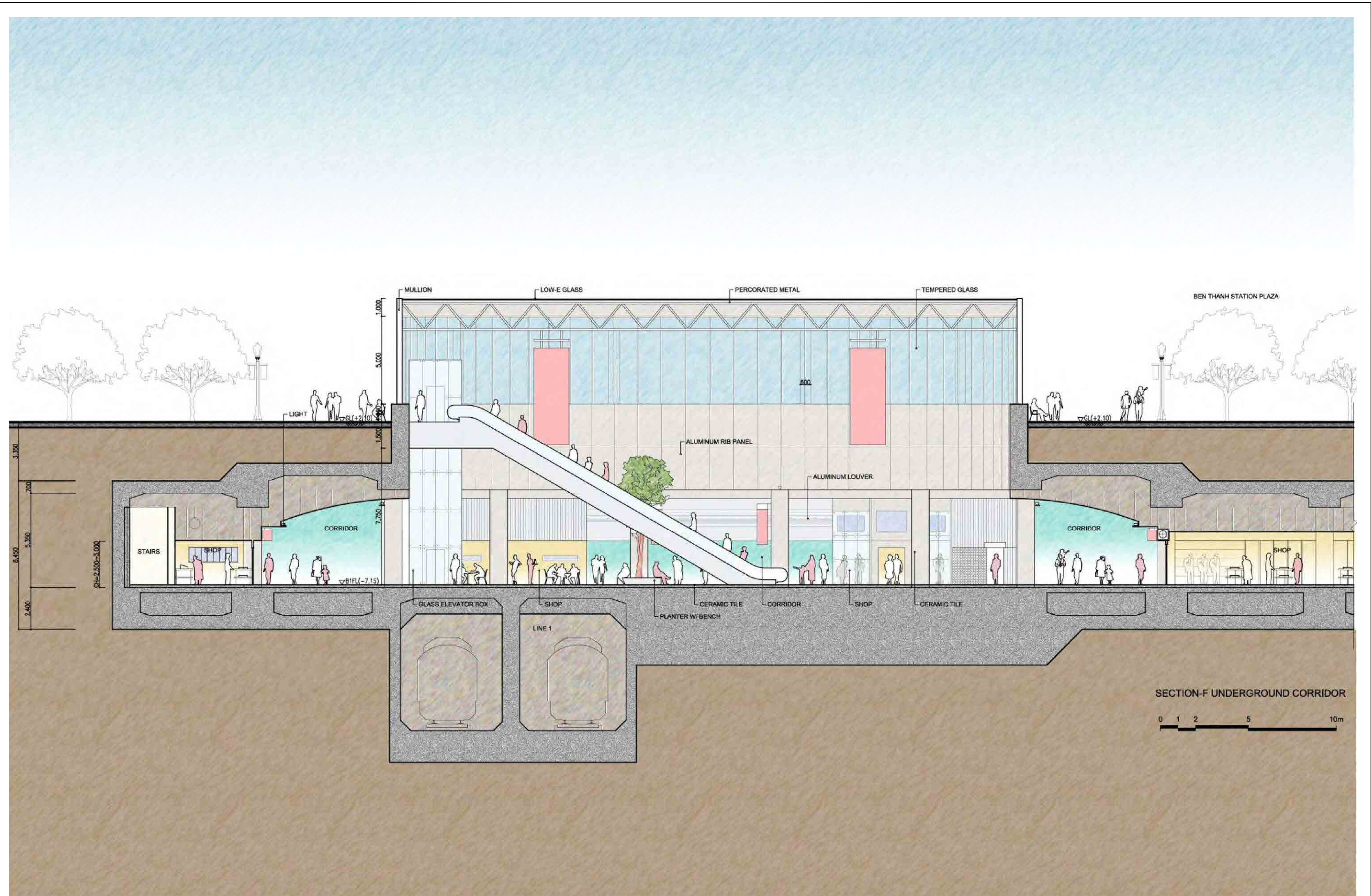


図4.71 建築断面図その2

JICA STUDY TEAM FOR BTN CENTRAL STATION PROJECT	JAPAN INTERNATIONAL COOPERATION AGENCY(JICA)	DATA	10.12.2011
NIKKEN SEKKEI CIVIL ENGINEERING LTD.	PREPARATORY SURVEY ON	SCALE	A1:1/100 A3:1/200
NIKKEN SEKKEI RESEARCH INSTITUTE	BEN THANH CENTRAL STATION PROJECT	ARCHITECTURAL SECTION 2 (2nd Phase)	DWG NO. DFR-2-17
NIPPON KOEI CO.,LTD.			
JAPAN RAILWAY TECHNICAL SERVICE			
SUMITOMO REALTY & DEVELOPMENT CO.,LTD.			



図4.72 建築断面図その3

JICA STUDY TEAM FOR BTN CENTRAL STATION PROJECT	JAPAN INTERNATIONAL COOPERATION AGENCY(JICA)	DATE	10.12.2011
NIKKEN SEKKEI CIVIL ENGINEERING LTD.	PREPARATORY SURVEY ON	SCALE	A1:1/100 A3:1/200
NIKKEN SEKKEI RESEARCH INSTITUTE	BEN THANH CENTRAL STATION PROJECT	DWG NO.	DFR-2-18
NIPPON KOEI CO., LTD.	ARCHITECTURAL SECTION 3 (2nd Phase)		
JAPAN RAILWAY TECHNICAL SERVICE			
SUMITOMO REALTY & DEVELOPMENT CO.,LTD.			



図 4.73 完成イメージ図その1 (地上全体俯瞰)



図 4.74 完成イメージ図その2 (地下広場)



図 4.75 完成イメージ図その3 (レロイ通り)