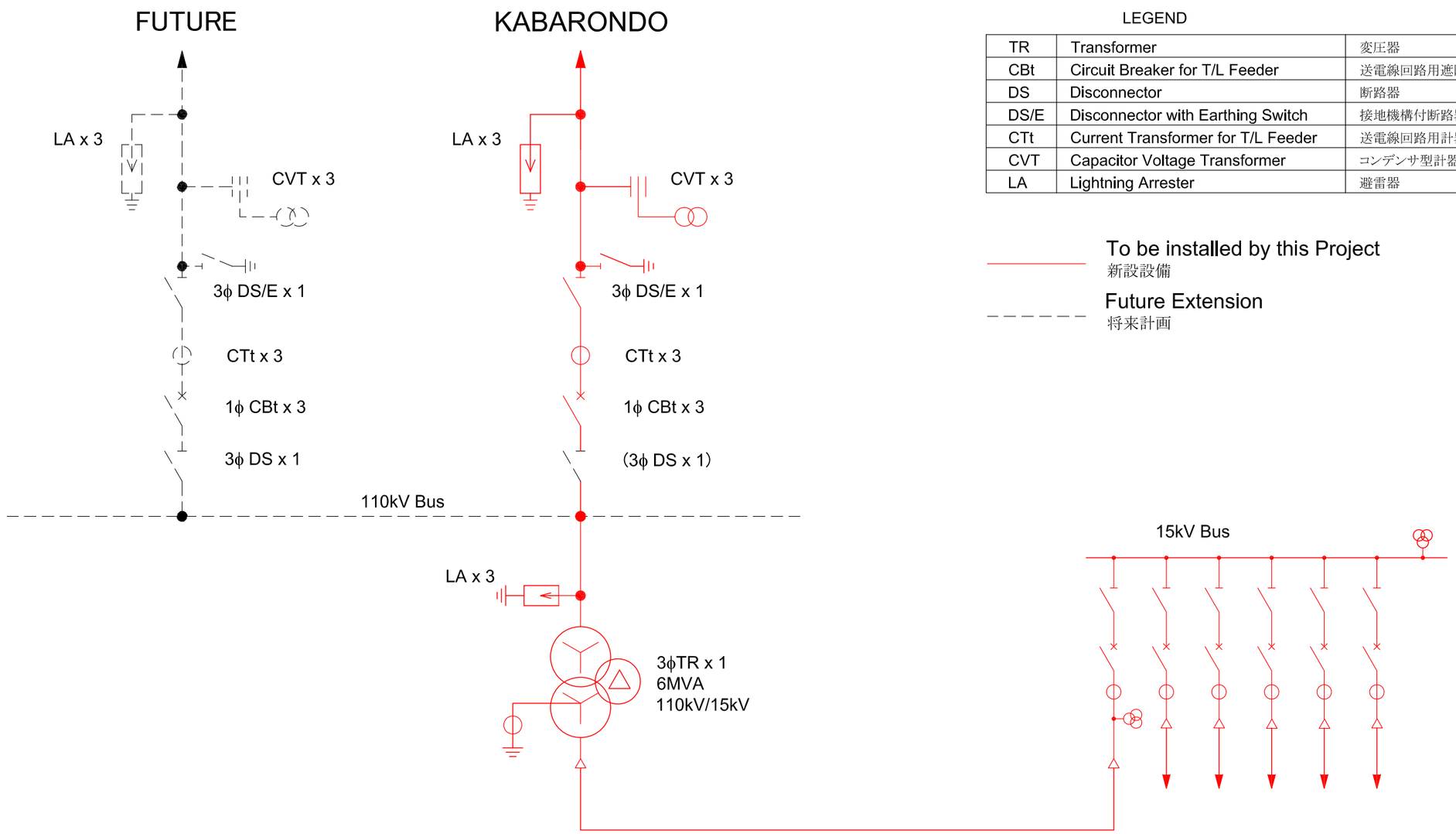

LEGEND

TR	Transformer	変圧器
CBt	Circuit Breaker for T/L Feeder	送電線回路用遮断器
DS	Disconnector	断路器
DS/E	Disconnector with Earthing Switch	接地機構付断路器
CTt	Current Transformer for T/L Feeder	送電線回路用計器用変流器
CVT	Capacitor Voltage Transformer	コンデンサ型計器用変成器
LA	Lightning Arrester	避雷器

To be installed by this Project
新設設備

Future Extension
将来計画

	THE PROJECT FOR UPGRADING AND EXPANSION OF SUBSTATION AND DISTRIBUTION NETWORK IN THE REPUBLIC OF RWANDA	DRAWING TITLE	DRAW. NO.	PREPARED BY	SHIMIZU
		RWINKWAVU SUBSTATION SINGLE LINE DIAGRAM RWINKWAVU変電所 単線結線図	SS−10	CHECKED BY	SHIMIZU
				APPROVED BY	MANITA
				DATE	Nov.05, 2010
					NIPPON KOEI CO., LTD

LEGEND

TR	Transformer	変圧器
CBt	Circuit Breaker for T/L Feeder	送電線回路用遮断器
CBs	Circuit Breaker for Intra-feeder	所内回路用しゃ断器
DS	Disconnector	断路器
DS/E	Disconnector with Earthing Switch	接地機構付断路器
CTt	Current Transformer for T/L Feeder	送電線回路用計器用変流器
CTs	Current Transformer for Intra-feeder	所内回路用計器用変流器
CVT	Capacitor Voltage Transformer	コンデンサ型計器用変成器
LA	Lightning Arrester	避雷器
FAU	Feeder Adaptation Unit	ケーブル集合パネル

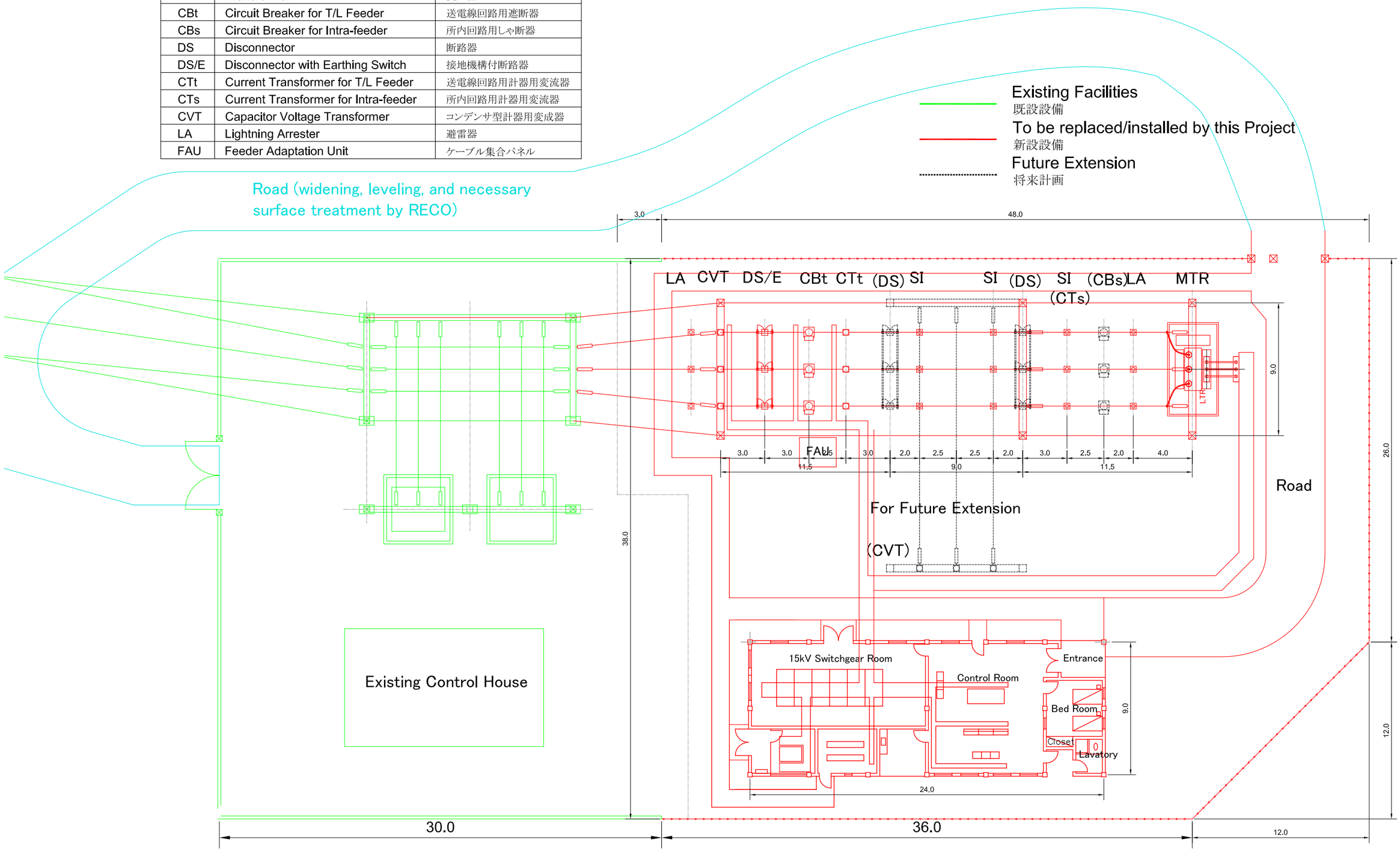

THE PROJECT FOR UPGRADING AND EXPANSION OF SUBSTATION AND DISTRIBUTION NETWORK IN THE REPUBLIC OF RWANDA	DRAWING TITLE	DRAW. NO.	PREPARED BY	SHIMIZU	NIPPON KOEI CO., LTD
	RWINKWAVU SUBSTATION OUTDOOR SWITCHGEAR LAYOUT (1/250) RWINKWAVU変電所 屋外機器配置図 (1/250)	SS-11	CHECKED BY	SHIMIZU	
			APPROVED BY	MANITA	
			DATE	Nov.05, 2010	

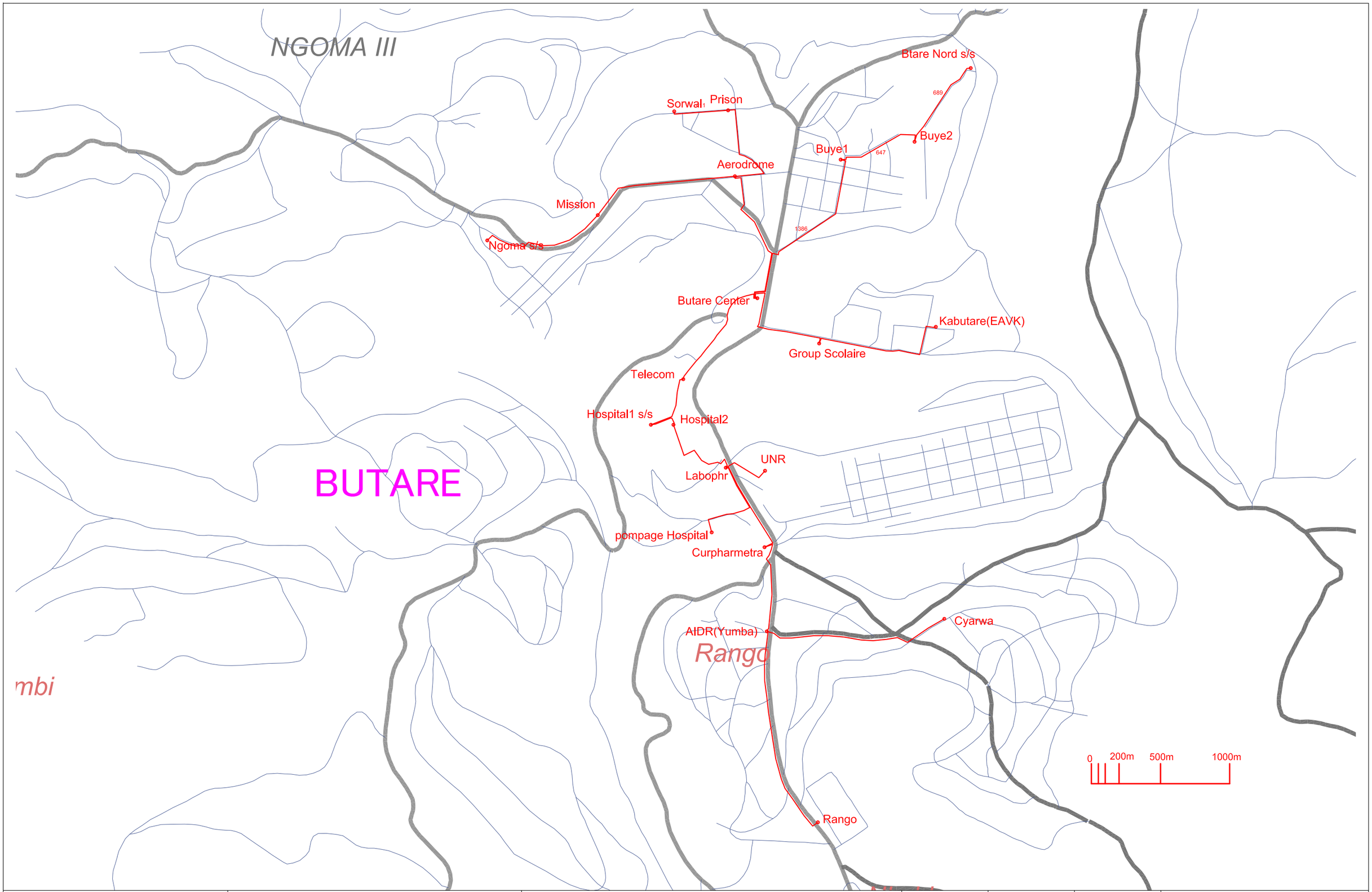

	THE PROJECT FOR UPGRADING AND EXPANSION OF SUBSTATION AND DISTRIBUTION NETWORK IN THE REPUBLIC OF RWANDA	DRAWING TITLE Distribution Network in Huye : Route Map フイエ市配電網：ルート図	DRAW. NO. HDS−01	PREPARED BY	FUKUI	NIPPON KOEI CO., LTD
				CHECKED BY	FUKUI	
				APPROVED BY	MANITA	
				DATE	Nov,05, 2010	

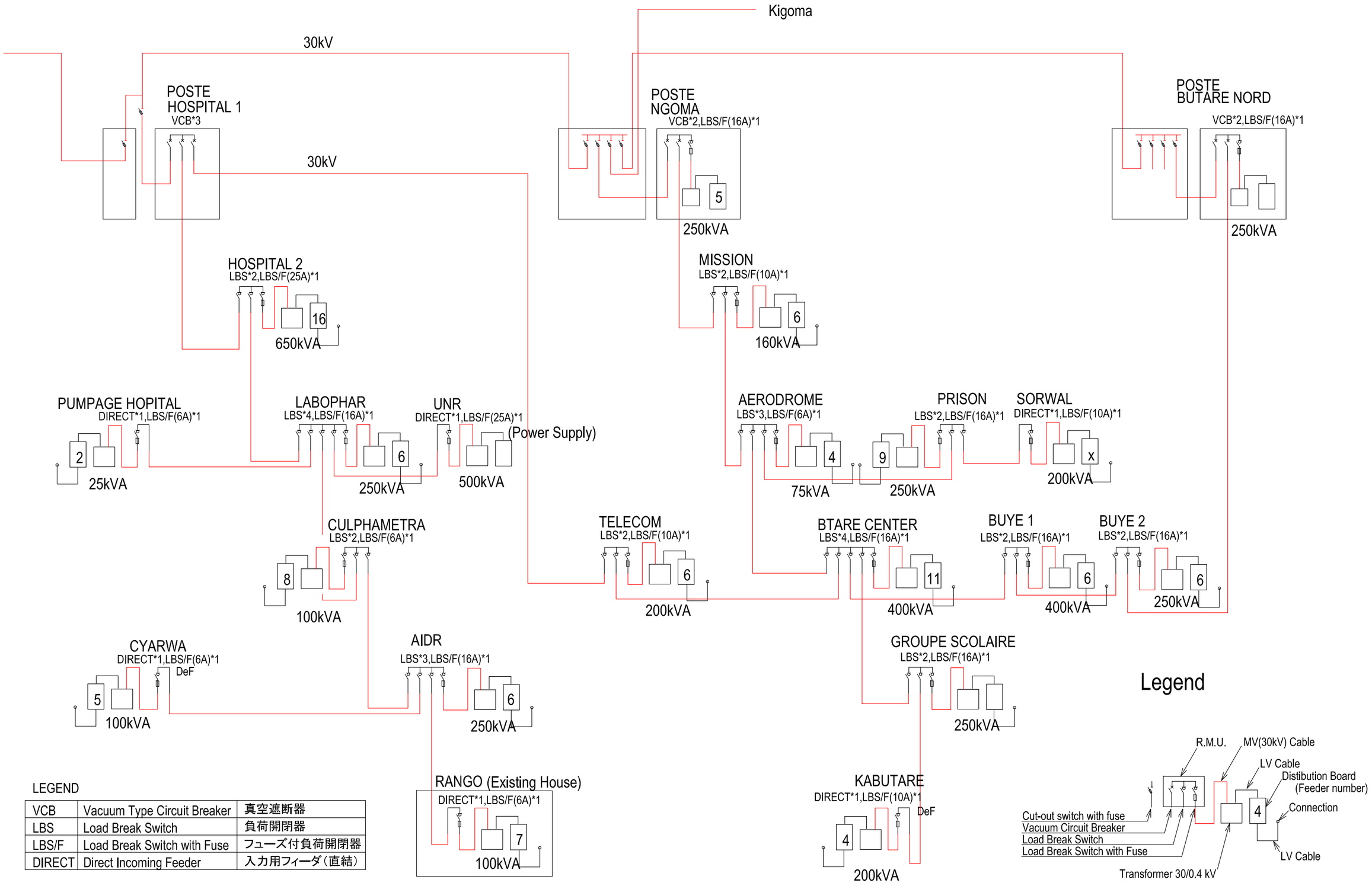

LEGEND

VCB	Vacuum Type Circuit Breaker	真空遮断器
LBS	Load Break Switch	負荷開閉器
LBS/F	Load Break Switch with Fuse	フューズ付負荷開閉器
DIRECT	Direct Incoming Feeder	入力用フィーダ（直結）

THE PROJECT FOR UPGRADING AND EXPANSION OF SUBSTATION AND DISTRIBUTION NETWORK IN THE REPUBLIC OF RWANDA	DRAWING TITLE	DRAW. NO.	PREPARED BY	FUKUI	NIPPON KOEI CO., LTD
	Distribution Network in Huye : Single Line Diagram フイエ市配電網：単線結線図	HDS-02	CHECKED BY	FUKUI	
			APPROVED BY	MANITA	
			DATE	Nov,05, 2010	

5 Panels (1250kg)
(1) BUTARE CENTER
(15) LABOPHA

4 Panels (1000kg)
(4) AERODROME
(19) AIDR

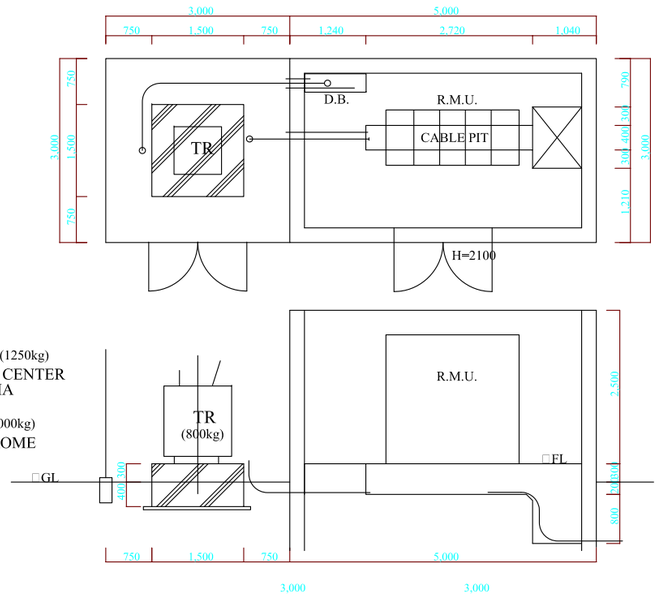

TYPE A

3 Panels (750kg)

(2) POSTE NGOMA
(5) PRISON
(7) POSTE BUTARE NORD
(10) GROUPE SCOLAIRE
(12) TELECOM
(14) HOSPITAL 2
(17) CULPHAMETRA

2 Panels (500kg)
(6) SORWAL
(11) KABUTARE(EAVX)
(18) POMPAGR HOSPITAL
(21) CYARWA

(16) UNR (WITHOUT D.B.)

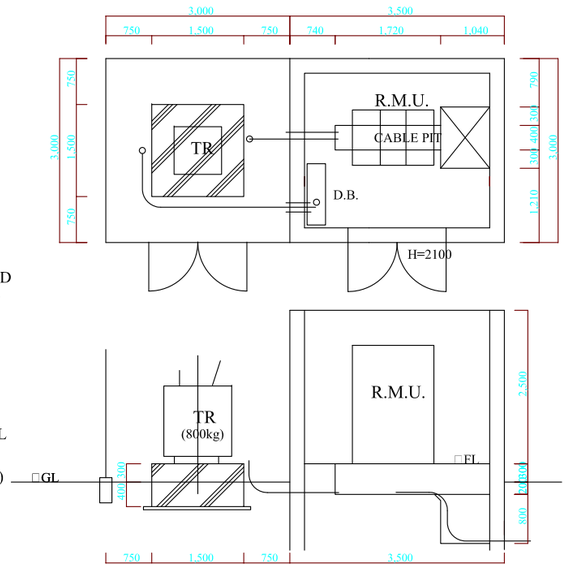

TYPE B-1

3 Panels (750kg)
(3) MISSION
(8) BUYE 2

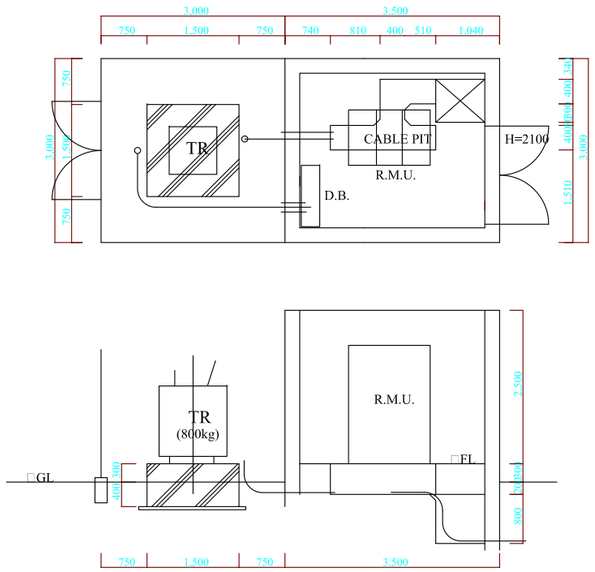

TYPE B-2

3 Panels (750kg)
(9) BUYE 1

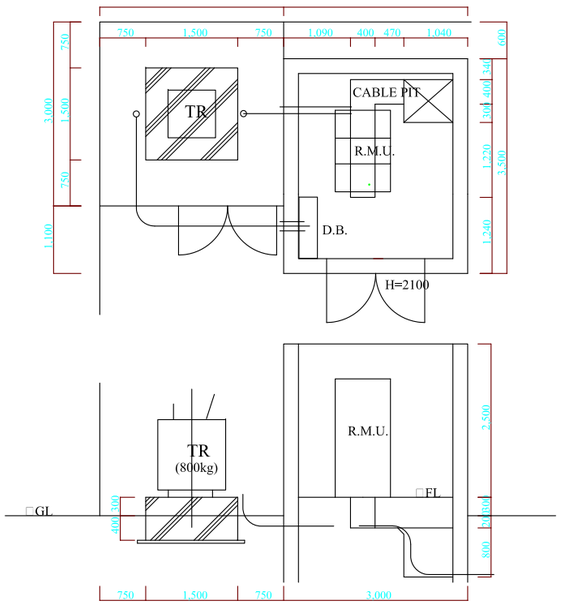

TYPE B-3

3 Panels (750kg)
(13) POSTE HOSPITAL 1

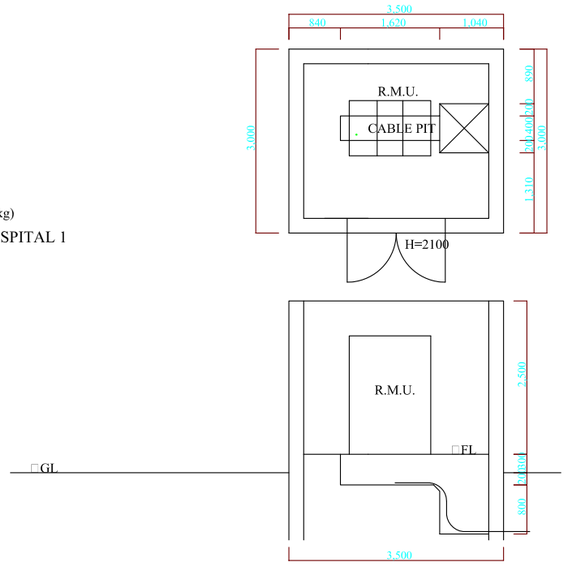

TYPE B-4

TR	Transformer	変圧器
D.B.	Distribution Board	配電盤
R.M.U.	Ring Main Unit	屋内開閉器盤

THE PROJECT FOR UPGRADING AND EXPANSION OF SUBSTATION AND DISTRIBUTION NETWORK IN THE REPUBLIC OF RWANDA	DRAWING TITLE	DRAW. NO.	PREPARED BY	FUKUI	NIPPON KOEI CO., LTD
	Huye Distribution Network : Building Planning for Ring Main Unit (RMU) (Type A, B-1, B-2, B-3 and B-4) フイエ市配電網：RMU建屋計画図 (Type A, B-1, B-2, B-3 and B-4)	HDS-03	CHECKED BY	FUKUI	
			APPROVED BY	MANITA	
			DATE	Nov,05, 2010	

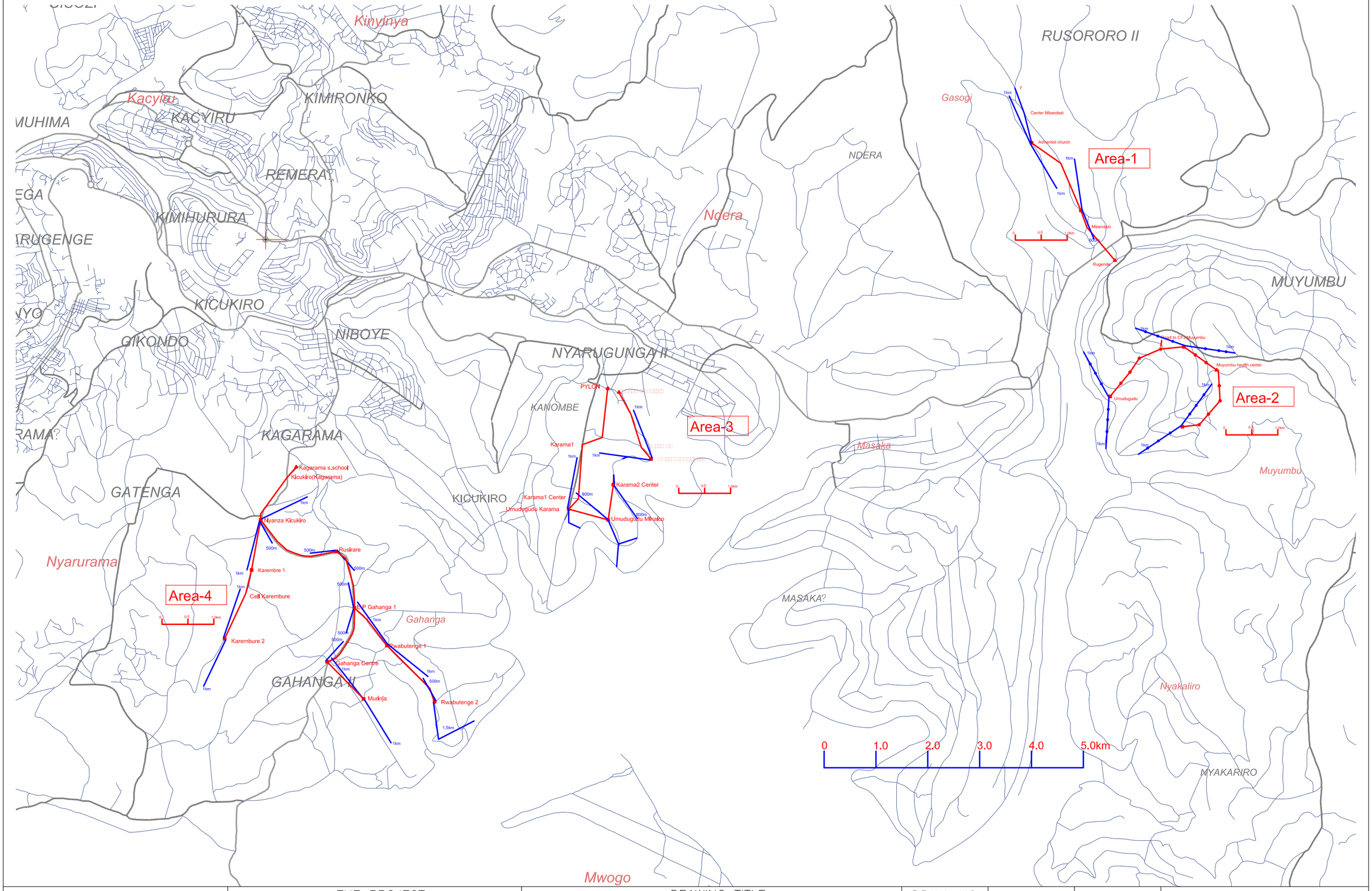

	THE PROJECT FOR UPGRADING AND EXPANSION OF SUBSTATION AND DISTRIBUTION NETWORK IN THE REPUBLIC OF RWANDA	DRAWING TITLE	DRAW. NO.	PREPARED BY	FUKUI
		Distribution Network in Kigali : Route Map Kigali 配電網 : ルート図	KDS-01	CHECKED BY	FUKUI
				APPROVED BY	MANITA
				DATE	Nov,05, 2010
					NIPPON KOEI CO., LTD

MV POLE TYPE (1/2)

Pole Type M1
Strait

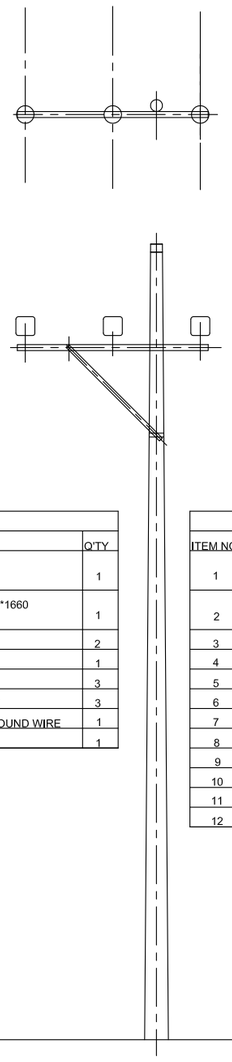

QUANTITY		
ITEM NO.	MATERIAL DESCRIPTION	Q'TY
1	CROSS ARM,L-75*75*6*2400 (HOT DIP GALVANIZED)	1
2	CROSS ARM BRACE,L-50*50*5*1660 (HOT DIP GALVANIZED)	1
3	BOLT,NUT,WASHER M16	2
4	ARM TIEBAND	1
5	PIN INSULATOR	3
6	PREFORMED INSULATOR TIE	3
7	SUPORT FOR OVERHEAD GROUND WIRE	1
8	CONCRETE POLE 12m	1

Pole Type M2
Strait (400m)

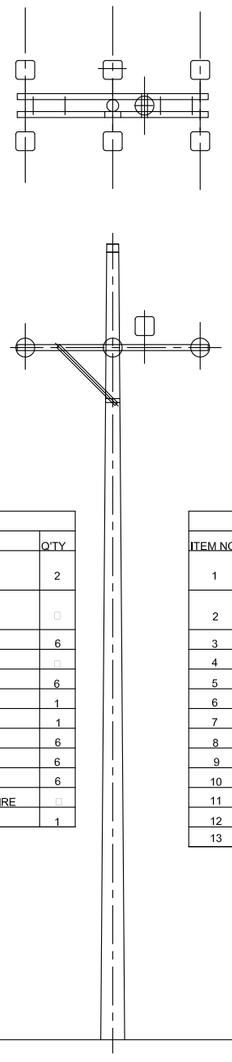

QUANTITY		
ITEM NO.	MATERIAL DESCRIPTION	Q'TY
1	CROSS ARM,L-75*75*6*2400 (HOT DIP GALVANIZED)	2
2	CROSS ARM BRACE,L-50*50*5*1050 (HOT DIP GALVANIZED)	
3	BOLT,NUT,WASHER M16	6
4	ARM TIEBAND	
5	COMPOSITE STRAIN INSULATOR	6
6	POST INSULATOR	1
7	PREFORMED INSULATOR TIE	1
8	EYE BOLT/NUT,M16	6
9	PREFORMEDDEAD END GRIP 70mm2	6
10	THIMBLE	6
11	SUPORT FOR OVERHEAD GROUND WIRE	
12	CONCRETE POLE 12m	1

Pole Type M3
Turning

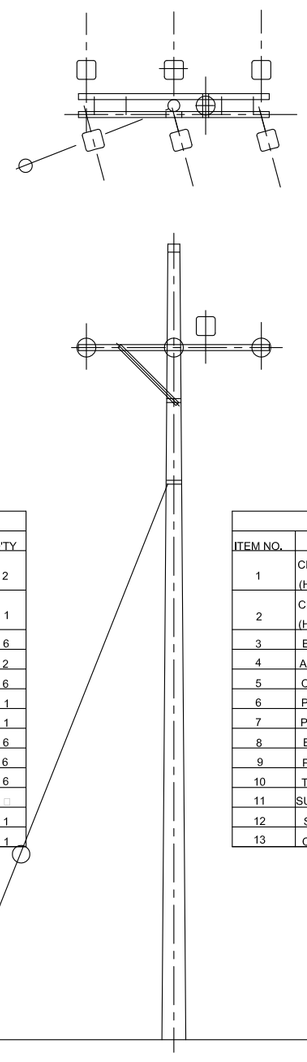

QUANTITY		
ITEM NO.	MATERIAL DESCRIPTION	Q'TY
1	CROSS ARM,L-75*75*6*2400 (HOT DIP GALVANIZED)	2
2	CROSS ARM BRACE,L-50*50*5*1050 (HOT DIP GALVANIZED)	1
3	BOLT,NUT,WASHER M16	6
4	ARM TIEBAND	2
5	COMPOSITE STRAIN INSULATOR	6
6	POST INSULATOR	1
7	PREFORMED INSULATOR TIE	1
8	EYE BOLT/NUT,M16	6
9	PREFORMEDDEAD END GRIP 70mm2	6
10	THIMBLE	6
11	SUPORT FOR OVERHEAD GROUND WIRE	
12	STAY	1
13	CONCRETE POLE 12m	1

Pole Type M4
Start Point

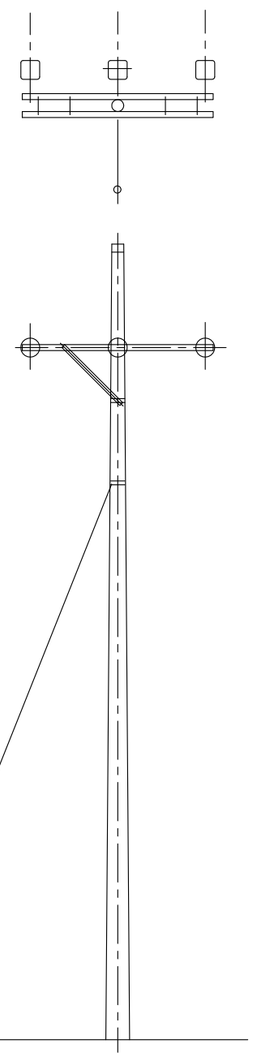

QUANTITY		
ITEM NO.	MATERIAL DESCRIPTION	Q'TY
1	CROSS ARM,L-75*75*6*2400 (HOT DIP GALVANIZED)	2
2	CROSS ARM BRACE,L-50*50*5*1050 (HOT DIP GALVANIZED)	1
3	BOLT,NUT,WASHER M16	6
4	ARM TIEBAND	2
5	COMPOSITE STRAIN INSULATOR	3
6	POST INSULATOR	1
7	PREFORMED INSULATOR TIE	1
8	EYE BOLT/NUT,M16	3
9	PREFORMEDDEAD END GRIP 70mm2	3
10	THIMBLE	3
11	SUPORT FOR OVERHEAD GROUND WIRE	
12	STAY	1
13	CONCRETE POLE 12m	1

	THE PROJECT FOR UPGRADING AND EXPANSION OF SUBSTATION AND DISTRIBUTION NETWORK IN THE REPUBLIC OF RWANDA	DRAWING TITLE	DRAW. NO.	PREPARED BY	FUKUI
		Kigali Distribution Network : MV Distribution pole with Support Structure (1/2) キガリ市配電網：中圧配電柱　装柱図(1/2)	KDS-02(1/2)	CHECKED BY	FUKUI
				APPROVED BY	MANITA
				DATE	Nov,05, 2010
					NIPPON KOEI CO., LTD

MV POLE TYPE (2/2)

Pole Type M5

Transformer

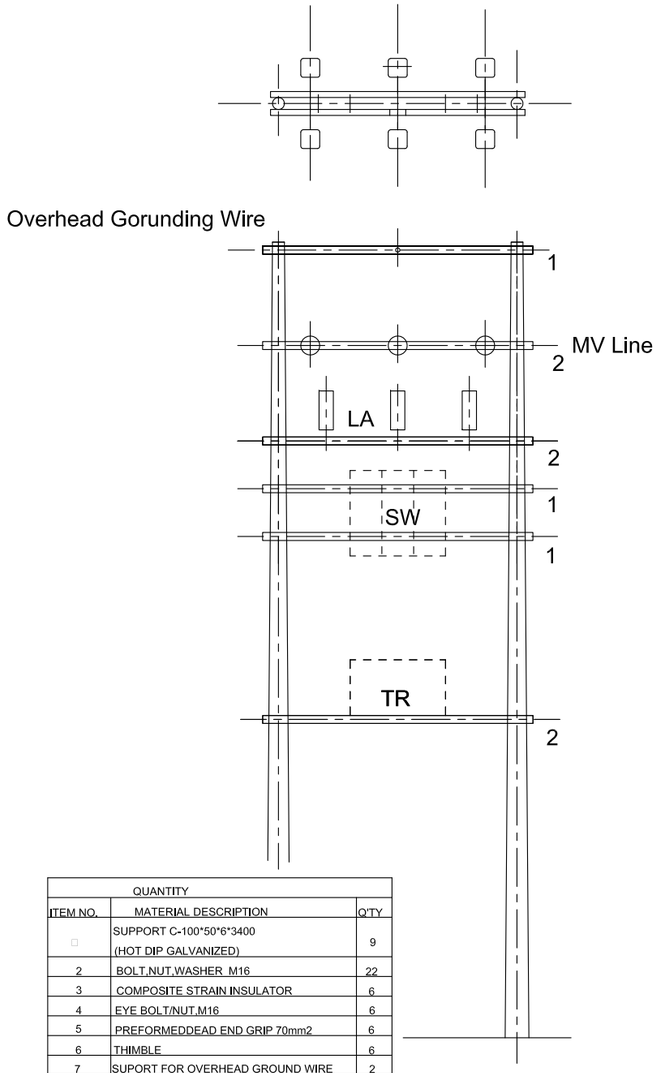

QUANTITY		
ITEM NO.	MATERIAL DESCRIPTION	Q'TY
□	SUPPORT C-100*50*6*3400 (HOT DIP GALVANIZED)	9
2	BOLT,NUT,WASHER M16	22
3	COMPOSITE STRAIN INSULATOR	6
4	EYE BOLT/NUT,M16	6
5	PREFORMEDDEAD END GRIP 70mm2	6
6	THIMBLE	6
7	SUPORT FOR OVERHEAD GROUND WIRE	2
8	LIGHTNING ARRESTER	3
9	SWITCH WITH FUSE	1
10	TRANSFORMER	1
11	CONCRETE POLE 12m	2

Pole Type M6

Transformer (Terminal)

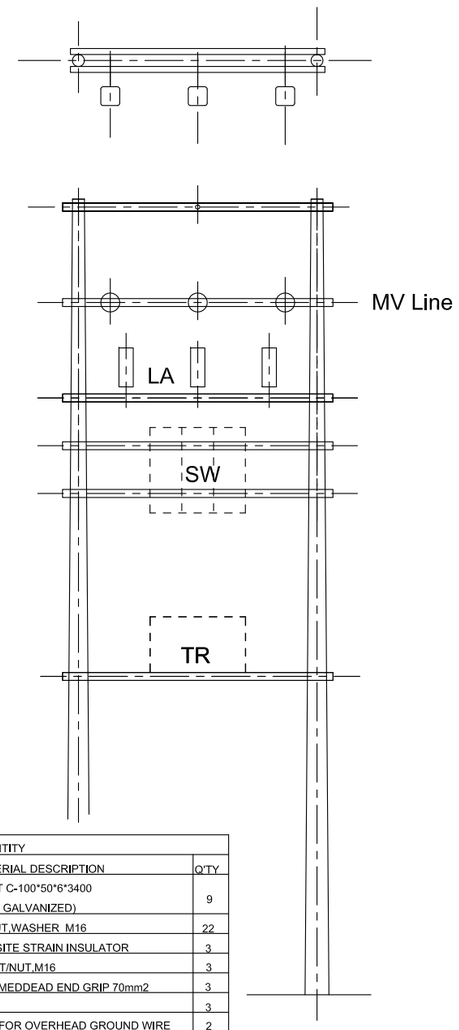

QUANTITY		
ITEM NO.	MATERIAL DESCRIPTION	Q'TY
□	SUPPORT C-100*50*6*3400 (HOT DIP GALVANIZED)	9
2	BOLT,NUT,WASHER M16	22
3	COMPOSITE STRAIN INSULATOR	3
4	EYE BOLT/NUT,M16	3
5	PREFORMEDDEAD END GRIP 70mm2	3
6	THIMBLE	3
7	SUPORT FOR OVERHEAD GROUND WIRE	2
8	LIGHTNING ARRESTER	3
9	SWITCH WITH FUSE	1
10	TRANSFORMER	1
11	CONCRETE POLE 12m	2

Pole Type M7

Transformer+Divergent

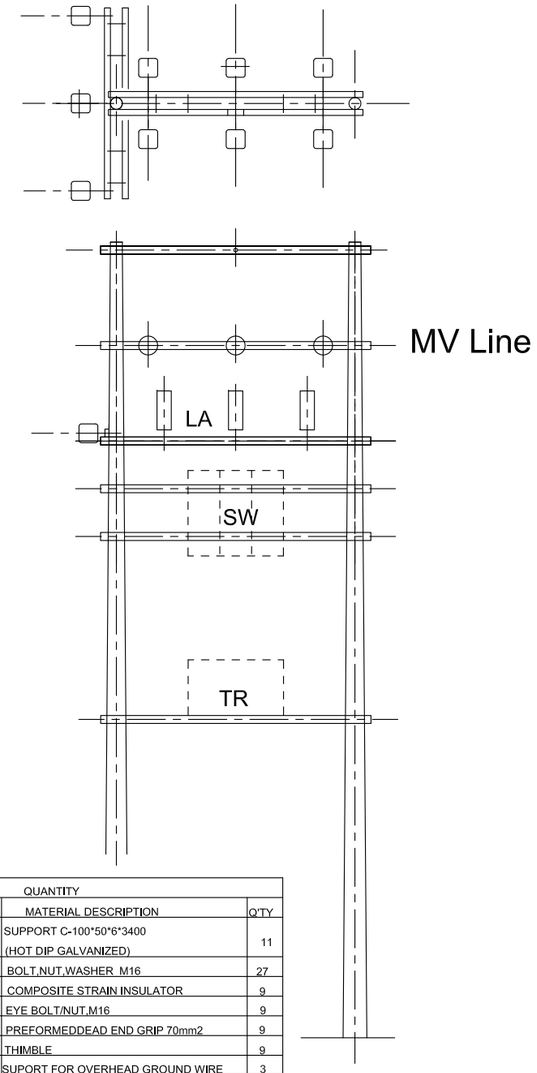

QUANTITY		
ITEM NO.	MATERIAL DESCRIPTION	Q'TY
□	SUPPORT C-100*50*6*3400 (HOT DIP GALVANIZED)	11
2	BOLT,NUT,WASHER M16	27
3	COMPOSITE STRAIN INSULATOR	9
4	EYE BOLT/NUT,M16	9
5	PREFORMEDDEAD END GRIP 70mm2	9
6	THIMBLE	9
7	SUPORT FOR OVERHEAD GROUND WIRE	3
8	LIGHTNING ARRESTER	3
9	SWITCH WITH FUSE	1
10	TRANSFORMER	1
11	CONCRETE POLE 12m	2

THE PROJECT FOR UPGRADING AND EXPANSION OF SUBSTATION AND DISTRIBUTION NETWORK IN THE REPUBLIC OF RWANDA	DRAWING TITLE	DRAW. NO.	PREPARED BY	FUKUI	NIPPON KOEI CO., LTD
	Kigali Distribution Network : MV Distribution pole with Support Structure (2/2) キガリ市配電網：中圧配電柱　装柱図(2/2)	KDS-02(2/2)	CHECKED BY	FUKUI	
			APPROVED BY	MANITA	
			DATE	Nov,05, 2010	

LV POLE TYPE

Pole Type L1
Start Point
Terminal

Pole Type L2
Strait

Pole Type L3
Divergent

Pole Type L4
Strait (Strain)

Pole Type L5
Turning

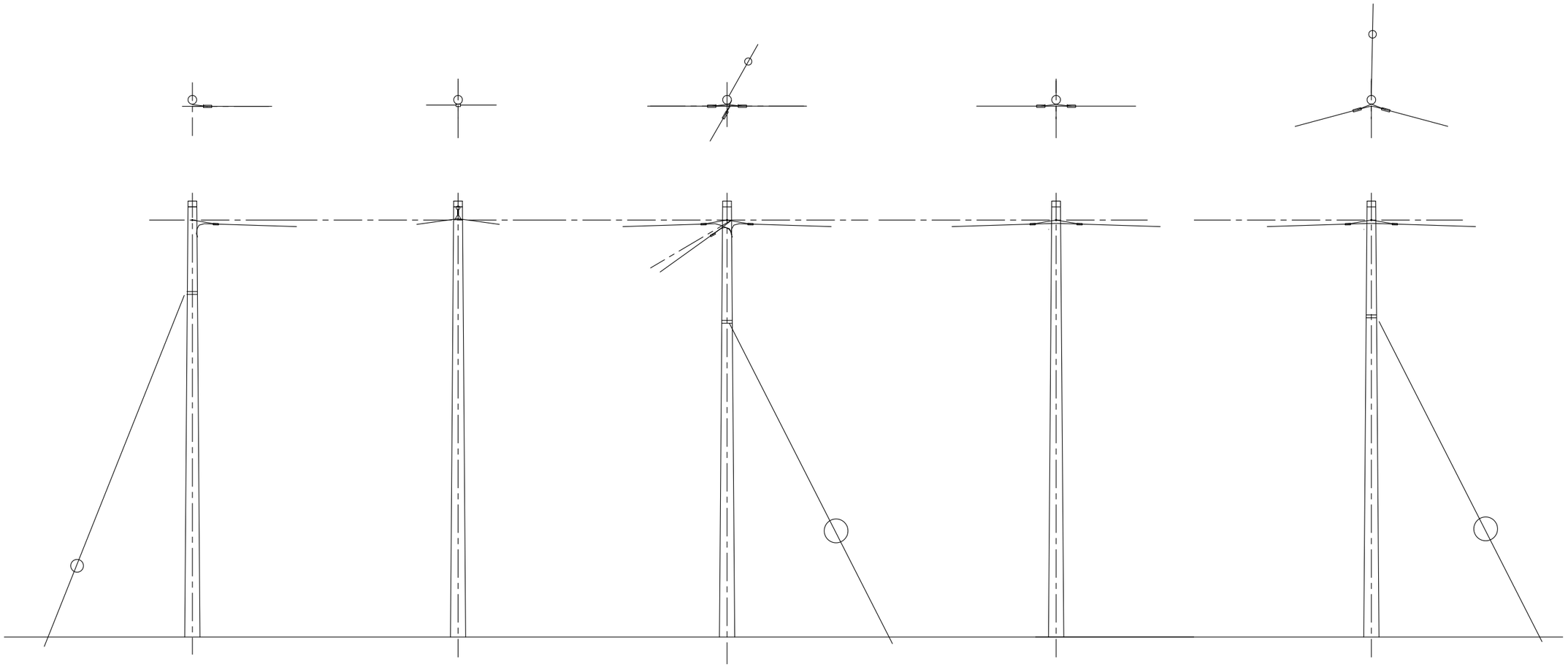

QUANTITY

ITEM NO.	MATERIAL DESCRIPTION	Q'TY
1	SUPPORT FOR ABC CABLE	1
2	BOLT,NUT,WASHER M16	2
3	ARM TIE BAND	
4	STAY	1
5	CONCRETE POLE 9m	1

QUANTITY

ITEM NO.	MATERIAL DESCRIPTION	Q'TY
1	SUPPORT FOR ABC CABLE	1
2	BOLT,NUT,WASHER M16	1
3	ARM TIE BAND	
4	CONCRETE POLE 9m	1

QUANTITY

ITEM NO.	MATERIAL DESCRIPTION	Q'TY
1	SUPPORT FOR ABC CABLE	1
2	BOLT,NUT,WASHER M16	2
3	ARM TIE BAND	
4	STAY	1
5	CONCRETE POLE 9m	1

QUANTITY

ITEM NO.	MATERIAL DESCRIPTION	Q'TY
1	SUPPORT FOR ABC CABLE	1
2	BOLT,NUT,WASHER M16	1
3		
4	CONCRETE POLE 9m	1

QUANTITY

ITEM NO.	MATERIAL DESCRIPTION	Q'TY
1	SUPPORT FOR ABC CABLE	1
2	BOLT,NUT,WASHER M16	2
3	ARM TIE BAND	
4	STAY	1
5	CONCRETE POLE 9m	1

THE PROJECT FOR UPGRADING AND EXPANSION OF SUBSTATION AND DISTRIBUTION NETWORK IN THE REPUBLIC OF RWANDA	DRAWING TITLE	DRAW. NO.	PREPARED BY	FUKUI	NIPPON KOEI CO., LTD
	Kigali Distribution Network : LV Distribution pole with Support Structure キガリ市配電網：低圧配電柱　装柱図	KDS-03	CHECKED BY	FUKUI	
			APPROVED BY	MANITA	
			DATE	Nov,05, 2010	

資料-6

参考資料

様　式

主管部長	文書管理課長	主管課長

情報管理課長	図書資料室受付印

収集資料リスト

平成 23 年 1 月 12 日　作成

地域	アフリカ	調査団等名称	ルワンダ国首都圏及び主要都市配電整備計画準備調査（その 2）	調査の種類	概略設計調査	作成部課	
国名	ルワンダ共和国			現地調査期間	2010 年 5 月 8 日 ～ 2010 年 6 月 28 日 2010 年 12 月 11 日～ 2010 年 12 月 22 日	担当者氏名	

番号	資料の名称	形態	版型	ページ数	オリジナルコピーの別	部数	収集先名称又は発行機関	寄贈・購入（価格）の	取扱区分	利用表示	利用者所属氏名	納入予定日	納入確認欄
1	Energy Sector Project and Program on June 2010	Word	A4	10	-	-	Ministry of Infrastructure	寄贈					
2	Meteorological Data (Temperature, Humidity, Wind Velocity etc.)	Word & Excel	A4	28	-	-	Meteorology Department in MININFRA	寄贈					
3	National Dispatching Operations Report for November 2009 and May 2010/06/24	模写	A4	1	コピー	1	RECO	寄贈					
4	List of schools in Huye	Excel	A4	1	コピー	1	RECO	寄贈					
5	Environmental Impact Assessment clearance	PDF	A4	7	コピー	1	RDB	寄贈					
6	SCADA TOPOROGY	PDF	A1	2	-	1	RECO	寄贈					
7	ELGZ SDH SYSTEM STM TRAFFIC OVERVIEW	PDF	A4	1	-	1	RECO	寄贈					
8	RECO & RWASCO Annual Report 2009	冊子	A4	1	オリジナル	1	RECO	寄贈					