APPENDIX 2: TRAFFIC DEMAND FORECAST

2.1 Trip Generation and Attraction

Traffic Demand Forecast of trip generation and attraction is shown in the following Tables.

Table 2.1-(1) Trip Generation for Low Income Group in 2009

C_Zone	Work	School	Home	NHBB	Private	Total
1	5,228	5,229	48,133	10,024	15,048	83,662
2	46,647	19,509	95,039	21,636	61,582	244,414
3	31,416	10,897	99,418	21,085	42,063	204,880
4	22,161	12,755	4,847	905	21,730	62,396
5	21,265	12,877	37,200	6,770	23,994	102,106
6	49,966	25,269	73,703	15,750	57,894	222,582
7	9,227	5,297	38,561	6,473	15,065	74,622
8	32,248	15,915	97,542	21,489	42,246	209,439
9	7,662	4,855	41,779	11,636	18,866	84,799
10	8,831	4,590	18,478	3,023	10,743	45,665
11	12,914	10,606	24,487	1,308	13,432	62,747
12	16,901	9,730	32,726	6,977	19,832	86,166
13	14,844	13,288	31,726	4,468	20,756	85,082
14	25,006	11,471	51,297	11,053	33,417	132,244
15	41,297	30,147	47,599	6,381	45,706	171,130
16	20,914	14,611	68,741	13,341	31,918	149,524
17	22,694	18,937	43,072	6,366	29,682	120,750
18	2,247	822	7,877	2,142	3,619	16,707
19	26,644	14,155	99,594	24,949	48,734	214,077
20	42,291	9,028	100,060	21,037	44,954	217,370
21	9,292	3,753	15,245	3,035	11,657	42,981
22	9,937	6,288	17,741	3,798	14,041	51,804
23	7,037	4,794	12,005	2,335	9,157	35,327
24	7,775	8,415	26,523	3,395	12,566	58,674
25	8,895	6,077	16,720	2,771	12,308	46,771
26	11,438	6,972	28,528	5,652	16,009	68,599
27	19,824	15,332	35,322	5,418	24,266	100,162
28	20,171	11,483	16,607	1,487	18,967	68,715
29	15,453	12,088	23,868	3,578	19,924	74,910
30	12,524	6,775	13,315	2,161	13,896	48,670
31	6,378	3,735	28,584	4,664	10,221	53,583
32	4,171	3,020	38,801	9,004	12,920	67,915
33	6,004	7,883	55,310	14,050	21,065	104,313
34	8,318	7,306	10,608	797	10,776	37,804
35	8,785	4,823	29,767	7,003	14,673	65,050
36	7,146	5,632	74,507	20,191	25,586	133,062
37	44,870	25,821	86,463	19,508	58,794	235,456
38	21,626	10,102	25,763	5,171	23,841	86,504
39	8,009	6,948	86,590	19,242	26,373	147,162
40	17,690	9,865	59,817	10,141	25,525	123,038
41	15,976	14,213	33,844	7,800	23,888	95,721
42	13,340	9,764	23,258	4,597	17,816	68,776
43	10,503	4,259	12,289	2,501	10,725	40,276
44	5,211	3,390	29,299	4,738	9,652	52,291
45	8,016	6,480	31,856	5,526	13,659	65,538
46	10,603	5,038	23,573	5,066	15,028	59,307
47	22,575	12,851	35,050	5,790	26,885	103,152
48	37,825	17,098	50,277	8,713	39,129	153,041
49	7,061	5,004	77,645	14,410	20,331	124,452
50	10,866	5,972	18,338	4,277	14,235	53,688
51	5,069	3,124	17,794	3,232	8,060	37,280
52	9,260	8,230	80,907	18,740	26,850	143,988
53	8,823	4,650	42,319	8,009	15,548	79,348
54	17,965	8,598	48,028	10,048	24,656	109,296
55	14,556	8,178	6,720	885	13,069	43,408
56	5,716	6,890	76,327	19,390	24,365	132,689
57	6,283	6,131	36,651	6,484	13,615	69,164
58	20,754	9,793	15,118	2,811	20,401	68,877
59	13,973	4,545	25,359	3,623	17,227	64,728
60	22,234	10,522	33,091	7,030	25,349	98,225
61	6,214	5,062	20,952	2,991	8,854	44,073
62	13,337	8,677	12,206	665	12,491	47,376
63	5,340	4,023	18,600	2,187	7,309	37,459
64	5,174	2,697	38,701	10,380	13,904	70,858
65	11,615	7,080	28,971	5,740	16,258	69,664
66	4,470	4,265	9,610	2,156	7,390	27,890
67	10,918	4,151	19,416	5,353	11,999	51,836
68	5,463	1,980	22,300	5,566	9,307	44,616
69	7,642	5,727	9,151	1,207	9,209	32,936
70	6,628	5,175	13,360	2,818	10,026	38,007
71	7,413	3,793	27,055	6,482	11,934	56,677
72	3,636	3,361	18,486	5,285	9,650	40,418
73	4,094	2,220	22,513	3,294	6,628	38,749
74	6,636	3,551	25,962	5,427	11,090	52,665
75	6,030	3,413	17,405	2,584	7,445	36,878
76	5,643	4,558	5,892	907	6,900	23,900
77	3,813	3,349	4,339	743	5,241	17,485
78	4,218	2,367	21,540	1,814	5,431	35,370
79	5,079	2,308	29,213	6,188	10,279	53,066
80	0	3,320	400	71	2,976	6,768
81	7,718	4,661	14,618	2,730	9,879	39,605
82	7,376	5,779	9,036	1,275	9,334	32,801
83	7,534	3,756	7,720	928	8,304	28,241
84	8,805	6,815	28,995	5,536	15,010	65,160
85	5,930	5,677	9,994	1,067	8,383	31,050
86	14,620	11,162	34,705	5,431	19,263	85,182
87	9,127	5,901	12,414	1,718	11,317	40,478
88	7,971	5,732	11,033	1,091	9,663	35,489
89	8,747	4,773	18,825	3,576	11,846	47,766
90	8,470	7,245	23,247	5,281	14,797	59,040
91	105,912	64,558	264,173	52,334	148,248	635,226
92	22,474	13,699	56,058	11,105	31,458	134,795
93	45,957	28,013	114,628	22,709	64,326	275,633
94	50,886	31,017	126,923	25,144	71,226	305,196
95	19,850	12,099	49,510	9,808	27,784	119,051
96	12,720	7,753	31,728	6,286	17,805	76,291
97	43,129	30,565	81,641	13,195	58,948	227,478
98	60,685	44,894	132,169	22,748	88,420	348,916
99	201,688	122,937	503,065	99,660	282,307	1,209,657
100	112,693	68,692	281,088	55,685	157,739	675,897
101	51,475	31,376	128,393	25,435	72,051	308,730
102	33,882	20,652	84,509	16,742	47,425	203,210
103	46,860	28,563	116,882	23,155	65,591	281,050
104	119,836	73,046	298,904	59,215	167,738	718,739
105	44,355	27,037	110,635	21,917	62,085	266,029
106	79,787	48,634	199,011	39,425	111,680	478,536
107	79,348	48,366	197,915	39,208	111,065	475,902
108	48,193	29,376	120,209	23,814	67,458	289,051
Total	2,371,747	1,445,686	5,915,807	1,171,957	3,319,800	14,224,997

Table 2.1-1(2) Trip Generation for Middle Income Group in 2009

C_Zone	Work	School	Home	NHBB	Private	Total
1	13,830	11,673	68,147	11,527	23,195	128,373
2	29,297	16,663	45,350	11,645	38,996	141,951
3	16,946	11,814	76,259	15,189	26,858	147,067
4	13,298	5,457	2,235	752	11,313	33,055
5	24,966	19,898	33,878	5,335	29,465	113,543
6	29,525	20,369	29,421	7,789	36,899	124,003
7	13,623	9,383	47,079	7,470	19,724	97,279
8	23,118	11,438	81,504	18,540	31,690	166,290
9	10,530	7,263	31,872	11,138	20,458	81,261
10	14,553	9,311	18,964	3,165	16,421	62,414
11	23,323	19,016	40,023	1,378	23,575	107,314
12	22,526	18,341	17,730	3,358	26,307	88,262
13	22,030	20,044	39,084	3,689	28,514	113,362
14	25,443	18,260	37,151	8,762	34,556	124,173
15	27,793	27,794	44,480	7,609	37,519	145,196
16	29,885	24,805	48,710	8,999	38,208	150,607
17	16,064	13,898	43,612	8,755	24,181	106,509
18	7,143	6,472	15,294	3,967	10,744	43,621
19	11,069	4,694	132,993	36,395	37,111	222,261
20	20,939	12,511	88,543	16,071	30,188	168,252
21	18,583	12,924	31,895	4,451	23,477	91,331
22	18,667	16,361	27,083	6,823	26,989	95,923
23	10,538	7,906	9,151	2,325	13,373	43,293
24	15,174	12,015	41,616	4,541	20,811	94,157
25	15,274	15,485	20,873	3,078	23,458	78,167
26	10,838	7,607	28,471	5,944	15,780	68,640
27	19,156	12,813	22,249	5,075	22,257	81,549
28	8,552	7,265	1,913	324	10,093	28,147
29	12,229	8,716	12,368	2,607	15,895	51,816
30	8,588	3,661	6,944	1,747	8,949	29,888
31	6,675	5,251	46,001	6,461	12,064	76,452
32	10,542	8,012	56,417	18,371	25,644	118,986
33	5,443	2,516	98,521	32,802	28,871	168,153
34	12,484	12,981	21,844	2,281	18,640	68,229
35	11,453	8,086	23,347	6,242	16,849	65,978
36	10,346	7,127	65,250	21,927	26,305	130,956
37	14,638	12,174	34,676	9,077	22,950	93,515
38	13,036	9,056	13,314	3,209	16,577	55,193
39	8,408	6,592	90,050	21,223	25,095	151,369
40	13,660	10,618	47,179	8,371	21,416	101,244
41	21,786	13,882	39,007	11,554	28,223	114,452
42	11,634	7,321	16,255	3,114	14,733	53,057
43	17,487	13,361	10,053	2,234	21,316	64,451
44	9,427	7,044	30,383	4,580	13,697	65,131
45	10,464	7,310	47,212	6,385	15,683	87,054
46	15,899	8,307	15,056	2,663	17,736	59,661
47	14,003	7,131	15,709	4,231	16,212	57,286
48	18,327	13,681	27,260	5,671	23,262	88,201
49	8,811	4,683	150,136	16,607	20,252	200,488
50	13,216	9,955	20,866	4,004	17,789	65,830
51	16,152	8,327	38,974	6,957	19,630	90,040
52	10,431	8,576	79,227	14,746	22,229	135,210
53	9,337	5,762	67,696	8,457	16,032	107,284
54	14,786	8,791	46,733	12,422	23,811	106,543
55	15,259	11,226	3,027	703	14,937	45,152
56	10,434	8,718	93,995	27,374	30,331	170,853
57	4,757	4,210	70,163	9,971	12,602	101,702
58	15,316	8,761	12,889	3,529	18,105	58,599
59	7,109	2,609	19,633	2,343	8,360	40,055
60	11,822	3,933	14,639	4,171	11,711	46,276
61	5,223	4,255	9,451	1,887	6,590	27,407
62	7,916	10,673	17,661	1,464	11,093	48,807
63	5,719	2,789	16,124	1,940	6,230	32,802
64	5,049	3,029	28,453	9,707	12,171	58,409
65	11,007	7,725	28,915	6,036	16,026	69,709
66	7,680	4,770	21,087	7,384	13,667	54,588
67	7,790	3,268	14,344	4,432	8,729	38,563
68	9,210	4,947	20,631	5,781	12,519	53,088
69	12,081	6,946	13,784	2,407	13,573	48,791
70	8,093	6,250	13,801	3,714	11,241	43,098
71	5,702	3,647	17,860	5,403	9,033	41,645
72	4,770	2,664	24,862	9,051	11,341	52,688
73	5,091	3,058	40,449	5,673	9,622	63,894
74	11,761	5,859	37,555	8,649	18,274	82,098
75	6,626	4,749	24,878	3,676	9,206	49,135
76	7,326	4,673	3,608	690	8,491	24,787
77	8,634	6,135	7,515	1,479	10,453	34,216
78	5,688	5,064	52,031	2,530	8,123	73,436
79	10,960	6,307	50,621	11,191	19,134	98,212
80	6,924	9,803	0	0	10,744	27,471
81	10,061	5,512	21,941	5,701	14,271	57,486
82	8,035	6,087	2,633	711	9,376	26,841
83	8,750	6,843	13,851	927	11,573	41,944
84	8,805	6,123	31,385	6,322	14,604	67,239
85	11,836	8,325	10,587	2,097	14,338	47,183
86	9,363	8,259	26,545	4,188	13,447	61,802
87	9,519	9,532	21,638	5,984	16,607	63,280
88	6,688	4,969	8,318	995	8,925	29,895
89	8,995	7,407	16,600	2,998	12,748	48,747
90	11,491	9,440	29,573	8,230	19,674	78,407
91	100,363	70,443	263,657	55,043	146,130	635,636
92	21,297	14,948	55,948	11,680	31,009	134,881
93	43,548	30,566	114,404	23,884	63,407	275,808
94	48,219	33,844	126,675	26,446	70,209	305,392
95	18,810	13,202	49,414	10,316	27,387	119,129
96	12,053	8,460	31,665	6,611	17,550	76,340
97	28,733	12,820	42,642	10,164	39,365	133,725
98	55,771	30,080	96,112	21,914	78,658	282,535
99	191,120	134,144	502,081	104,818	278,275	1,210,438
100	106,788	74,953	280,537	58,567	155,486	676,332
101	48,778	34,237	128,142	26,752	71,022	308,930
102	32,106	22,535	84,345	17,608	46,747	203,342
103	44,404	31,167	116,654	24,354	64,654	281,233
104	113,557	79,704	298,320	62,280	165,342	719,203
105	42,032	29,501	110,418	23,052	61,199	266,201
106	75,606	53,067	198,622	41,466	110,085	478,847
107	75,191	52,775	197,529	41,238	109,479	476,212
108	45,669	32,054	119,974	25,047	66,494	289,238
Total	2,247,481	1,577,469	5,904,245	1,232,614	3,272,383	14,234,192

Table 2.1-1(3) Trip Generation for High Income Group in 2009

C_Zone	Work	School	Home	NHBB	Private	Total
1	18,670	12,008	56,382	9,384	24,424	120,868
2	10,191	4,743	14,696	4,241	13,282	47,153
3	6,136	5,308	26,450	4,536	9,419	51,849
4	1,727	1,099	198	101	2,473	5,598
5	14,252	8,649	13,666	2,798	15,861	55,226
6	13,974	7,929	8,684	2,841	15,351	48,778
7	2,016	1,225	16,779	1,999	3,368	25,388
8	6,126	2,304	30,589	8,355	10,197	57,570
9	7,057	4,620	10,320	3,682	10,354	36,032
10	12,448	9,469	10,446	1,991	15,229	49,584
11	8,940	5,621	12,751	636	9,332	37,280
12	14,725	11,441	6,431	1,204	16,301	50,102
13	10,064	7,016	19,000	2,412	12,625	51,118
14	18,796	10,365	12,150	3,477	21,225	66,014
15	3,954	2,830	3,952	1,338	5,170	17,244
16	15,978	10,059	18,126	4,410	18,355	66,928
17	7,331	3,817	15,739	3,730	8,817	39,435
18	13,656	10,320	21,278	5,422	17,995	68,672
19	9,744	4,880	115,350	29,754	30,045	189,773
20	7,268	2,374	42,421	10,164	12,692	74,920
21	9,738	5,578	7,405	2,216	12,775	37,712
22	9,957	9,188	10,817	2,681	14,005	46,649
23	7,533	4,110	6,546	1,902	9,944	30,035
24	4,798	2,392	15,622	2,375	6,629	31,817
25	9,237	7,205	8,365	1,679	13,772	40,259
26	5,497	3,495	13,891	3,163	7,866	33,912
27	10,232	6,753	10,693	2,736	11,669	42,083
28	852	1,626	911	66	1,625	5,080
29	4,722	2,135	3,706	1,008	5,227	16,798
30	2,896	1,449	1,847	568	3,130	9,890
31	3,046	1,586	21,900	2,464	4,935	33,931
32	3,544	3,904	33,913	12,812	12,866	67,040
33	2,322	2,217	54,800	21,599	16,946	97,884
34	5,478	4,827	6,788	302	6,656	24,050
35	6,861	3,806	13,678	3,931	10,270	38,546
36	7,333	5,139	41,373	15,688	18,422	87,954
37	4,281	3,600	15,254	5,033	8,449	36,618
38	6,231	4,758	6,082	1,823	9,309	28,204
39	4,121	3,074	43,808	12,427	13,207	76,636
40	10,081	5,805	27,319	5,465	13,210	61,880
41	14,094	6,517	14,010	5,412	16,474	56,507
42	5,309	3,686	9,487	2,303	8,028	28,814
43	16,445	11,609	4,575	907	17,284	50,820
44	6,942	4,947	18,164	2,862	10,251	43,166
45	6,564	5,247	31,888	2,950	8,928	55,577
46	10,177	4,318	6,042	1,356	10,744	32,637
47	3,109	1,436	4,989	1,031	3,665	14,230
48	2,322	2,217	13,000	3,221	5,140	25,900
49	10,817	4,309	126,508	11,283	16,383	169,300
50	8,983	6,160	10,227	2,103	11,324	38,799
51	11,083	4,902	19,922	3,667	13,226	52,800
52	10,219	7,037	33,679	7,566	15,987	74,489
53	7,509	4,267	57,281	7,202	12,830	89,089
54	11,941	5,976	22,874	6,856	15,852	63,500
55	9,608	5,759	2,965	1,051	9,516	28,899
56	5,280	4,227	42,815	13,173	14,748	80,243
57	6,957	4,945	43,335	5,408	11,147	71,793
58	11,784	7,279	7,963	1,491	14,078	42,595
59	2,753	751	10,523	964	2,831	17,821
60	2,710	1,536	4,032	1,818	3,683	13,780
61	2,464	1,359	2,647	508	2,625	9,603
62	2,252	0	5,279	174	1,161	8,867
63	3,227	1,269	6,429	931	3,085	14,941
64	2,693	1,748	2,357	0	2,768	9,565
65	5,581	3,549	14,105	3,212	7,988	34,435
66	2,113	1,153	8,618	3,452	4,626	19,962
67	5,458	1,920	7,500	3,806	6,393	25,077
68	5,218	3,019	13,298	4,237	8,610	34,383
69	7,743	6,732	8,503	1,165	10,018	34,160
70	5,861	4,196	10,369	3,506	8,505	32,436
71	2,290	874	15,130	4,367	4,810	27,472
72	2,908	2,313	10,286	4,883	6,929	27,319
73	2,074	1,100	12,496	3,855	4,322	23,847
74	5,205	1,967	20,604	7,454	10,433	45,663
75	5,009	2,683	12,611	2,187	6,103	28,594
76	6,507	2,823	4,416	676	6,490	20,913
77	4,250	3,135	3,553	555	5,167	16,659
78	3,098	1,632	20,893	2,027	4,668	32,318
79	4,259	3,219	15,239	4,967	8,156	35,840
80	0	0	0	0	0	0
81	6,108	3,639	7,101	1,970	7,955	26,775
82	2,316	1,005	3,220	1,069	3,251	10,861
83	5,808	4,118	7,446	602	7,257	25,232
84	4,153	2,790	9,816	2,610	6,445	25,814
85	6,355	4,743	3,128	884	7,991	23,101
86	6,012	4,075	12,393	2,434	7,966	32,880
87	5,317	5,075	6,797	1,359	7,610	26,158
88	991	1,082	2,478	107	1,387	6,044
89	8,004	6,458	9,885	2,048	11,092	37,488
90	3,602	4,348	9,430	3,311	7,214	27,905
91	50,898	32,365	128,625	29,290	72,840	314,018
92	10,801	6,868	27,294	6,215	15,457	66,635
93	22,085	14,043	55,811	12,709	31,606	136,255
94	24,454	15,550	61,797	14,072	34,996	150,870
95	9,540	6,066	24,107	5,489	13,651	58,853
96	6,113	3,887	15,447	3,517	8,748	37,712
97	521	1,490	2,307	643	1,634	6,595
98	8,925	6,627	20,988	4,320	12,995	53,854
99	96,926	61,634	244,938	55,776	138,709	597,983
100	54,158	34,438	136,860	31,165	77,504	334,125
101	24,737	15,730	62,513	14,235	35,401	152,617
102	16,283	10,354	41,146	9,370	23,301	100,454
103	22,520	14,320	56,908	12,959	32,228	138,935
104	57,590	36,621	145,534	33,140	82,416	355,301
105	21,316	13,554	53,867	12,266	30,505	131,509
106	38,343	24,382	96,897	22,065	54,873	236,560
107	38,132	24,248	96,364	21,944	54,571	235,259
108	23,161	14,727	58,528	13,328	33,145	142,889
Total	1,139,800	724,781	2,880,366	655,900	1,631,153	7,032,001

Table 2.1-1(4) Trip Generation for All Income Group in 2009

C_Zone	Work	School	Home	NHBB	Private	Total
1	37,728	28,911	172,662	30,935	62,667	332,904
2	86,134	40,915	155,085	37,523	113,860	433,518
3	54,498	28,019	202,126	40,810	78,341	403,795
4	37,186	19,311	7,279	1,757	35,515	101,049
5	60,483	41,424	84,745	14,904	69,320	270,875
6	93,465	53,567	111,808	26,379	110,144	395,363
7	24,866	15,904	102,419	15,942	38,157	197,289
8	61,491	29,656	209,635	48,385	84,132	433,299
9	25,249	16,738	83,971	26,456	49,678	202,092
10	35,831	23,370	47,888	8,180	42,393	157,663
11	45,176	35,243	77,261	3,322	46,339	207,341
12	54,152	39,512	56,887	11,538	62,440	224,529
13	46,938	40,348	89,811	10,570	61,895	249,562
14	69,245	40,096	100,598	23,293	89,198	322,430
15	73,044	60,772	96,032	15,328	88,395	333,570
16	66,777	49,474	135,576	26,750	88,480	367,058
17	46,088	36,652	102,423	18,850	62,680	266,694
18	23,046	17,614	44,450	11,532	32,358	129,000
19	47,457	23,728	347,937	91,099	115,891	626,112
20	70,498	23,913	231,024	47,272	87,835	460,542
21	37,614	22,255	54,544	9,702	47,909	172,024
22	38,562	31,837	55,641	13,301	55,035	194,377
23	25,108	16,810	27,701	6,562	32,474	108,655
24	27,747	22,822	83,761	10,311	40,007	184,648
25	33,406	28,767	45,958	7,528	49,538	165,197
26	27,772	18,074	70,891	14,759	39,656	171,151
27	49,213	34,897	68,263	13,229	58,192	223,794
28	29,575	20,373	19,431	1,877	30,685	101,941
29	32,403	22,939	39,942	7,194	41,045	143,523
30	24,008	11,884	22,105	4,476	25,975	88,448
31	16,099	10,572	96,486	13,589	27,220	163,966
32	18,258	14,936	129,131	40,187	51,430	253,942
33	13,769	12,616	208,632	68,452	66,882	370,350
34	26,279	25,113	39,240	3,380	36,072	130,084
35	27,099	16,714	66,792	17,176	41,792	169,574
36	24,825	17,898	181,131	57,806	70,313	351,972
37	63,789	41,595	136,393	33,618	90,193	365,589
38	40,893	23,917	45,160	10,203	49,728	169,901
39	20,538	16,614	220,448	52,892	64,675	375,167
40	41,432	26,288	134,314	23,977	60,151	286,163
41	51,856	34,612	86,861	24,766	68,585	266,680
42	30,284	20,772	49,000	10,015	40,577	150,647
43	44,434	29,229	26,917	5,643	49,325	155,548
44	21,580	15,381	77,847	12,180	33,601	160,588
45	25,044	19,037	110,957	14,861	38,269	208,168
46	36,680	17,663	44,671	9,084	43,508	151,606
47	39,687	21,419	55,747	11,052	46,762	174,668
48	58,474	32,996	90,537	17,605	67,531	267,142
49	26,689	13,996	354,289	42,300	56,965	494,239
50	33,065	22,088	49,432	10,384	43,348	158,317
51	32,304	16,354	76,690	13,855	40,916	180,120
52	29,911	23,842	193,814	41,053	65,066	353,686
53	25,669	14,679	167,296	23,668	44,409	275,722
54	44,693	23,365	117,635	29,326	64,319	279,339
55	39,423	25,164	12,712	2,639	37,522	117,460
56	21,430	19,835	213,137	59,938	69,445	383,785
57	17,997	15,286	150,149	21,862	37,364	242,658
58	47,853	25,834	35,969	7,831	52,584	170,071
59	23,835	7,905	55,516	6,930	28,418	122,604
60	36,765	15,992	51,762	13,019	40,743	158,281
61	13,900	10,676	33,050	5,386	18,070	81,083
62	23,504	19,350	35,146	2,303	24,745	105,049
63	14,287	8,080	41,153	5,057	16,624	85,201
64	12,916	7,475	69,511	20,087	28,843	138,831
65	28,203	18,354	71,991	14,988	40,272	173,808
66	14,263	10,187	39,316	12,992	25,683	102,440
67	24,166	9,340	41,259	13,591	27,121	115,476
68	19,892	9,946	56,230	15,584	30,436	132,086
69	27,466	19,406	31,438	4,778	32,800	115,888
70	20,582	15,621	37,530	10,037	29,771	113,541
71	15,405	8,314	60,046	16,251	25,777	125,794
72	11,313	8,339	53,635	19,219	27,920	120,426
73	11,259	6,378	75,458	12,822	20,572	126,490
74	23,603	11,377	84,121	21,530	39,796	180,426
75	17,666	10,845	54,894	8,448	22,754	114,606
76	19,476	12,054	13,916	2,273	21,880	69,600
77	16,697	12,619	15,406	2,777	20,860	68,360
78	13,004	9,063	94,464	6,371	18,222	141,124
79	20,298	11,834	95,073	22,345	37,568	187,118
80	6,924	13,123	400	71	13,720	34,239
81	23,887	13,812	43,660	10,402	32,105	123,866
82	17,727	12,871	14,889	3,056	21,960	70,503
83	22,092	14,717	29,017	2,457	27,134	95,417
84	21,763	15,728	70,195	14,468	36,058	158,212
85	24,122	18,745	23,709	4,048	30,711	101,334
86	29,995	23,497	73,644	12,053	40,676	179,865
87	23,963	20,508	40,849	9,060	35,535	129,915
88	15,650	11,782	21,828	2,193	19,975	71,428
89	25,746	18,638	45,310	8,622	35,685	134,001
90	23,563	21,034	62,249	16,821	41,685	165,353
91	257,173	167,366	656,455	136,667	367,218	1,584,879
92	54,572	35,515	139,300	29,001	77,923	336,311
93	111,590	72,622	284,843	59,301	159,340	687,696
94	123,559	80,411	315,395	65,662	176,431	761,458
95	48,199	31,367	123,031	25,613	68,823	297,034
96	30,887	20,100	78,840	16,414	44,103	190,343
97	72,383	44,875	126,591	24,002	99,947	367,797
98	125,380	81,601	249,269	48,982	180,074	685,305
99	489,734	318,715	1,250,083	260,254	699,291	3,018,079
100	273,639	178,083	698,485	145,417	390,730	1,686,354
101	124,990	81,343	319,048	66,422	178,474	770,276
102	82,271	53,540	210,000	43,720	117,473	507,005
103	113,784	74,050	290,444	60,467	162,473	701,218
104	290,983	189,370	742,759	154,635	415,496	1,793,243
105	107,703	70,092	274,919	57,235	153,789	663,739
106	193,736	126,083	494,530	102,956	276,637	1,193,942
107	192,672	125,389	491,808	102,389	275,115	1,187,374
108	117,023	76,157	298,712	62,188	167,097	721,178
Total	5,759,028	3,747,936	14,700,418	3,060,471	8,223,337	35,491,190

Table 2.1-2(1) Trip Attraction for Low Income Group in 2009

C_Zone	Work	School	Home	NHBB	Private	Total
1	19,912	10,656	15,905	9,991	28,042	84,506
2	42,979	17,016	111,682	21,563	60,525	253,766
3	41,883	21,180	61,129	21,014	58,982	204,189
4	1,797	1,302	55,580	901	2,530	62,110
5	13,449	10,369	47,502	6,747	18,939	97,006
6	31,285	15,444	116,024	15,696	44,057	222,507
7	12,857	11,939	24,487	6,451	18,106	73,840
8	42,687	19,029	60,642	21,417	60,114	203,888
9	23,113	2,842	22,182	11,596	32,549	92,284
10	6,006	5,892	21,288	3,013	8,458	44,657
11	2,598	13,700	32,556	1,303	3,658	53,815
12	13,859	6,893	35,943	6,953	19,517	83,166
13	8,876	11,693	44,428	4,453	12,500	81,951
14	21,957	10,548	62,254	11,016	30,920	136,696
15	12,676	18,249	106,142	6,360	17,851	161,278
16	26,501	17,347	52,772	13,296	37,320	147,236
17	12,645	15,222	63,591	6,344	17,807	115,610
18	4,254	650	4,471	2,135	5,991	17,501
19	49,559	12,863	69,573	24,865	69,792	226,653
20	41,789	21,719	68,927	20,966	58,849	212,249
21	6,029	3,680	23,688	3,025	8,491	44,913
22	7,543	3,703	28,193	3,785	10,623	53,847
23	4,638	3,019	18,726	2,327	6,531	35,240
24	6,743	10,520	25,241	3,383	9,496	55,384
25	5,505	5,253	26,052	2,762	7,753	47,325
26	11,227	6,948	28,968	5,633	15,810	68,586
27	10,762	12,052	51,476	5,399	15,155	94,845
28	2,953	7,981	46,838	1,482	4,159	63,414
29	7,107	8,325	44,355	3,566	10,009	73,362
30	4,292	4,284	31,739	2,153	6,044	48,514
31	9,265	9,143	15,959	4,648	13,047	52,061
32	17,885	6,575	12,702	8,973	25,187	71,322
33	27,910	6,719	22,225	14,003	39,304	110,160
34	1,583	5,432	26,725	794	2,229	36,763
35	13,910	4,837	22,170	6,979	19,589	67,484
36	40,108	6,291	19,484	20,123	56,481	142,486
37	38,750	15,866	109,386	19,442	54,570	238,014
38	10,271	6,129	50,940	5,153	14,464	86,958
39	38,223	16,531	23,856	19,177	53,827	151,614
40	20,144	18,301	43,473	10,107	28,368	120,392
41	15,494	5,852	44,747	7,774	21,819	95,685
42	9,132	5,687	36,305	4,582	12,860	68,566
43	4,968	2,847	22,494	2,493	6,997	39,799
44	9,411	9,464	14,269	4,722	13,254	51,120
45	10,977	9,473	23,025	5,507	15,458	64,440
46	10,062	4,877	27,769	5,049	14,170	61,927
47	11,502	11,055	57,542	5,771	16,197	102,067
48	17,307	14,969	83,060	8,683	24,373	148,392
49	28,624	21,034	19,409	14,361	40,309	123,737
50	8,495	3,061	27,556	4,262	11,964	55,338
51	6,420	4,974	13,655	3,221	9,041	37,311
52	37,226	13,784	26,330	18,677	52,424	148,441
53	15,909	11,126	22,077	7,982	22,404	79,497
54	19,960	10,532	41,385	10,015	28,109	110,001
55	1,758	2,611	32,609	882	2,476	40,336
56	38,517	9,269	18,163	19,325	54,242	139,516
57	12,880	10,623	20,605	6,462	18,138	68,708
58	5,584	4,083	47,468	2,802	7,864	67,801
59	7,196	9,236	37,081	3,610	10,134	67,257
60	13,964	7,025	50,480	7,006	19,664	98,138
61	5,941	7,635	16,346	2,981	8,367	41,270
62	1,321	6,800	31,600	663	1,860	42,245
63	4,343	7,801	14,171	2,179	6,117	34,611
64	20,620	3,502	12,011	10,345	29,037	75,516
65	11,401	7,056	29,419	5,720	16,056	69,651
66	4,283	1,790	14,459	2,149	6,031	28,712
67	10,633	1,440	19,028	5,335	14,974	51,410
68	11,056	2,925	11,361	5,547	15,570	46,459
69	2,397	3,552	21,575	1,203	3,376	32,103
70	5,597	2,881	19,875	2,808	7,882	39,044
71	12,876	4,140	16,142	6,460	18,132	57,750
72	10,499	959	12,947	5,267	14,785	44,457
73	6,544	8,028	9,701	3,283	9,215	36,771
74	10,780	5,705	16,434	5,408	15,180	53,507
75	5,134	6,125	13,578	2,576	7,229	34,641
76	1,803	2,002	16,157	904	2,539	23,405
77	1,475	1,312	12,144	740	2,078	17,749
78	3,603	10,603	10,076	1,808	5,073	31,163
79	12,291	6,241	12,450	6,167	17,309	54,458
80	141	116	7,740	71	198	8,266
81	5,424	3,922	19,694	2,721	7,638	39,399
82	2,533	3,325	21,743	1,271	3,567	32,439
83	1,843	3,194	19,840	925	2,595	28,396
84	10,996	7,517	26,591	5,517	15,485	66,106
85	2,119	4,428	19,717	1,063	2,984	30,311
86	10,789	11,606	38,147	5,413	15,193	81,147
87	3,412	4,643	25,952	1,712	4,805	40,524
88	2,167	5,077	23,062	1,087	3,051	34,444
89	7,103	4,920	22,891	3,564	10,003	48,480
90	10,489	4,188	26,639	5,263	14,772	61,351
91	103,958	64,342	268,254	52,158	146,398	635,111
92	22,060	13,654	56,923	11,068	31,066	134,770
93	45,109	27,919	116,398	22,632	63,524	275,582
94	49,947	30,914	128,883	25,059	70,337	305,141
95	19,483	12,059	50,275	9,775	27,437	119,029
96	12,486	7,728	32,217	6,264	17,583	76,278
97	26,210	26,388	124,965	13,150	36,910	227,625
98	45,188	39,691	180,339	22,672	63,635	351,525
99	197,967	122,527	510,835	99,324	278,785	1,209,438
100	110,614	68,462	285,430	55,497	155,771	675,774
101	50,525	31,272	130,376	25,349	71,151	308,674
102	33,256	20,583	85,815	16,685	46,833	203,173
103	45,995	28,468	118,687	23,077	64,773	281,000
104	117,625	72,801	303,522	59,015	165,645	718,609
105	43,537	26,947	112,344	21,843	61,310	265,981
106	78,315	48,472	202,084	39,292	110,286	478,449
107	77,883	48,205	200,972	39,076	109,679	475,815
108	47,305	29,279	122,065	23,734	66,617	288,999
Total	2,327,992	1,440,867	6,007,179	1,168,005	3,278,382	14,222,426

Table 2.1-2(2) Trip Attraction for Middle Income Group in 2009

C_Zone	Work	School	Home	NHBB	Private	Total
1	20,281	21,716	37,526	11,490	38,208	129,221
2	20,489	9,145	77,379	11,608	24,278	142,898
3	26,723	21,244	40,051	15,140	42,095	145,252
4	1,323	213	27,300	750	1,145	30,730
5	9,387	11,324	64,867	5,318	19,109	110,004
6	13,703	5,621	79,186	7,763	15,683	121,958
7	13,143	15,661	36,218	7,446	26,538	99,006
8	32,619	19,626	46,112	18,480	44,324	161,161
9	19,596	2,483	31,303	11,102	16,210	80,695
10	5,569	6,100	35,796	3,155	10,645	61,265
11	2,424	19,953	57,241	1,373	23,997	104,988
12	5,907	5,171	60,511	3,347	9,837	84,774
13	6,491	16,356	65,495	3,678	22,757	114,777
14	15,415	8,531	71,446	8,733	20,114	124,240
15	13,387	14,060	81,091	7,585	24,914	141,037
16	15,833	14,508	80,269	8,970	27,091	146,671
17	15,403	12,058	45,148	8,726	24,054	105,389
18	6,980	3,031	19,916	3,955	8,176	42,058
19	64,032	23,824	26,872	36,277	70,550	221,556
20	28,275	26,755	46,866	16,019	49,327	167,242
21	7,831	11,424	51,315	4,437	18,155	93,162
22	12,003	5,638	55,839	6,800	14,537	94,819
23	4,091	1,878	29,618	2,318	4,906	42,811
24	7,989	16,597	44,388	4,526	24,054	97,555
25	5,415	7,256	53,804	3,068	11,833	81,376
26	10,457	7,567	29,037	5,925	15,637	68,623
27	8,928	5,339	47,067	5,058	12,096	78,489
28	570	609	24,997	323	1,072	27,572
29	4,587	3,254	35,493	2,599	6,786	52,718
30	3,074	1,448	19,466	1,742	3,728	29,457
31	11,367	16,421	18,657	6,440	26,173	79,058
32	32,321	6,192	31,092	18,312	29,082	116,999
33	57,711	9,851	12,612	32,696	50,577	163,448
34	4,013	8,849	43,056	2,274	12,656	70,847
35	10,983	4,378	31,196	6,222	12,428	65,207
36	38,578	6,254	26,199	21,856	33,438	126,325
37	15,971	6,762	41,430	9,048	18,514	91,725
38	5,647	2,965	36,111	3,199	7,188	55,110
39	37,339	20,698	24,431	21,154	48,758	152,380
40	14,727	14,513	38,846	8,344	26,339	102,769
41	20,328	5,814	50,227	11,517	20,439	108,324
42	5,479	4,693	31,610	3,104	9,008	53,894
43	3,931	2,491	49,929	2,227	5,482	64,060
44	8,058	10,429	26,274	4,565	17,196	66,523
45	11,234	17,182	27,974	6,365	26,933	89,688
46	4,684	4,643	40,059	2,654	8,408	60,449
47	7,444	2,905	33,298	4,217	8,353	56,216
48	9,978	7,271	48,513	5,653	14,978	86,394
49	29,217	59,577	20,676	16,553	86,715	212,738
50	7,044	6,016	37,716	3,991	11,562	66,330
51	12,239	11,933	36,929	6,934	21,746	89,782
52	25,943	23,452	29,130	14,698	44,032	137,255
53	14,879	25,569	25,031	8,430	38,819	112,729
54	21,854	8,862	37,436	12,381	24,897	105,431
55	1,237	709	36,581	701	1,642	40,871
56	48,162	14,633	26,345	27,286	49,386	165,812
57	17,542	24,892	13,537	9,938	39,886	105,796
58	6,208	2,307	39,394	3,517	6,837	58,264
59	4,123	7,562	16,872	2,336	11,290	42,182
60	7,338	2,402	21,992	4,158	7,718	43,609
61	3,320	2,627	13,227	1,881	5,216	26,271
62	2,576	7,661	25,426	1,459	10,342	47,465
63	3,413	6,190	12,217	1,933	9,268	33,020
64	17,078	2,533	12,932	9,675	14,539	56,758
65	10,620	7,685	29,489	6,017	15,881	69,692
66	12,991	1,624	21,018	7,360	10,721	53,714
67	7,797	1,893	13,949	4,418	7,463	35,520
68	10,171	3,515	21,067	5,762	10,905	51,421
69	4,234	4,292	29,975	2,399	7,707	48,607
70	6,534	2,556	21,644	3,702	7,339	41,776
71	9,505	2,512	12,926	5,385	9,326	39,654
72	15,925	1,453	12,038	9,022	12,540	50,978
73	9,982	14,450	13,920	5,655	23,016	67,022
74	15,216	8,902	30,363	8,621	20,393	83,495
75	6,468	8,638	16,554	3,665	14,102	49,426
76	1,213	1,044	20,258	687	2,000	25,202
77	2,603	2,117	23,775	1,475	4,153	34,122
78	4,452	24,953	15,925	2,522	30,983	78,835
79	19,688	12,622	27,849	11,154	27,622	98,936
80	0	0	27,246	0	0	27,246
81	10,030	4,335	25,658	5,683	11,727	57,433
82	1,251	484	22,462	709	1,399	26,306
83	1,632	6,304	27,637	924	8,175	44,671
84	11,123	8,649	25,355	6,301	17,304	68,731
85	3,690	2,965	32,486	2,090	5,847	47,078
86	7,368	8,862	26,365	4,175	14,970	61,740
87	10,527	3,793	31,061	5,964	11,461	62,807
88	1,750	3,201	20,796	992	4,783	31,522
89	5,274	5,036	26,789	2,988	9,252	49,340
90	14,480	5,115	34,688	8,203	15,648	78,134
91	96,841	70,073	268,894	54,865	144,807	635,480
92	20,550	14,869	57,059	11,642	30,728	134,849
93	42,020	30,406	116,675	23,806	62,834	275,741
94	46,528	33,667	129,190	26,360	69,573	305,318
95	18,150	13,133	50,395	10,283	27,140	119,100
96	11,631	8,415	32,294	6,590	17,391	76,321
97	17,882	9,648	81,051	10,131	23,056	141,769
98	38,555	23,075	158,991	21,843	52,253	294,718
99	184,414	133,440	512,051	104,479	275,756	1,210,140
100	103,041	74,560	286,109	58,378	154,078	676,166
101	47,066	34,057	130,686	26,665	70,379	308,854
102	30,980	22,417	86,019	17,551	46,324	203,291
103	42,847	31,004	118,969	24,275	64,069	281,164
104	109,573	79,286	304,244	62,078	163,845	719,027
105	40,556	29,346	112,611	22,977	60,644	266,135
106	72,954	52,789	202,566	41,332	109,089	478,729
107	72,552	52,498	201,451	41,104	108,488	476,095
108	44,066	31,886	122,355	24,966	65,893	289,166
Total	2,168,628	1,569,193	6,021,479	1,228,630	3,242,766	14,230,696

Table 2.1-2(3) Trip Attraction for High Income Group in 2009

C_Zone	Work	School	Home	NHBB	Private	Total
1	15,524	17,201	44,869	9,344	33,519	120,457
2	7,016	2,878	25,810	4,223	7,837	47,765
3	7,504	7,949	15,804	4,517	15,657	51,431
4	166	0	5,931	100	84	6,282
5	4,629	3,701	34,528	2,787	7,862	53,506
6	4,700	1,401	33,201	2,829	4,463	46,594
7	3,307	5,829	5,036	1,991	10,373	26,535
8	13,822	6,412	11,476	8,320	16,549	56,578
9	6,092	1,391	19,504	3,667	5,150	35,804
10	3,295	2,961	34,289	1,983	6,083	48,610
11	1,053	5,219	21,967	634	8,325	37,197
12	1,991	1,843	38,222	1,199	3,756	47,010
13	3,990	6,468	27,183	2,402	11,672	51,714
14	5,753	2,405	46,643	3,463	6,494	64,757
15	2,213	597	10,560	1,332	2,009	16,711
16	7,296	4,283	38,041	4,392	10,077	64,089
17	6,170	3,809	15,639	3,714	8,800	38,133
18	8,970	4,809	35,499	5,400	11,707	66,385
19	49,223	25,748	25,417	29,630	63,284	193,301
20	16,814	10,165	14,671	10,121	23,663	75,435
21	3,666	1,379	27,872	2,207	3,909	39,033
22	4,436	2,512	30,144	2,670	5,989	45,750
23	3,147	1,270	21,406	1,894	3,484	31,201
24	3,930	4,967	12,460	2,365	9,400	33,121
25	2,777	2,296	31,208	1,672	4,829	42,783
26	5,233	3,476	14,220	3,150	7,831	33,911
27	4,526	2,407	24,294	2,725	5,877	39,829
28	109	355	3,899	66	585	5,013
29	1,668	780	11,237	1,004	2,007	16,696
30	939	330	6,790	565	967	9,592
31	4,076	7,737	8,137	2,454	13,611	36,016
32	21,196	3,935	10,768	12,759	16,568	65,225
33	35,732	5,557	6,457	21,509	26,323	95,577
34	499	2,811	15,917	300	4,450	23,978
35	6,503	2,693	18,893	3,915	7,302	39,305
36	25,953	4,749	19,762	15,622	20,184	86,270
37	8,326	2,422	12,601	5,012	7,818	36,180
38	3,015	1,131	19,971	1,815	3,210	29,142
39	20,558	8,771	12,238	12,375	23,469	77,411
40	9,041	7,513	23,631	5,442	15,780	61,407
41	8,953	1,519	31,765	5,389	6,785	54,411
42	3,811	2,246	16,025	2,294	5,277	29,653
43	1,501	1,265	41,130	904	2,646	47,446
44	4,734	5,686	20,595	2,850	10,880	44,744
45	4,880	11,837	17,187	2,937	20,139	56,980
46	2,243	1,530	24,271	1,350	3,416	32,811
47	1,705	1,343	7,350	1,026	2,865	14,289
48	5,328	3,021	7,406	3,207	7,199	26,161
49	18,666	47,334	21,938	11,236	80,106	179,281
50	3,480	2,761	24,480	2,095	5,879	38,694
51	6,066	5,764	26,612	3,651	11,667	53,760
52	12,517	8,521	27,041	7,535	19,039	74,653
53	11,915	19,560	19,853	7,172	35,222	93,722
54	11,343	4,251	27,870	6,828	12,070	62,361
55	1,739	406	21,741	1,047	1,483	26,416
56	21,792	7,653	14,818	13,118	22,422	79,803
57	8,946	14,834	18,640	5,385	26,667	74,472
58	2,467	2,281	32,270	1,485	4,650	43,154
59	1,595	3,914	5,402	960	6,651	18,522
60	3,008	204	6,107	1,811	1,822	12,952
61	841	747	5,640	506	1,540	9,273
62	288	2,241	2,578	173	3,491	8,772
63	1,540	2,085	6,084	927	3,891	14,528
64	0	1,070	6,823	0	1,598	9,491
65	5,313	3,530	14,441	3,198	7,952	34,435
66	5,711	824	5,760	3,438	4,112	19,844
67	6,297	0	9,537	3,790	3,176	22,800
68	7,009	2,247	14,300	4,219	6,892	34,666
69	1,927	2,818	22,793	1,160	5,180	33,878
70	5,799	1,571	15,235	3,491	5,272	31,368
71	7,224	2,962	4,718	4,349	8,068	27,321
72	8,078	302	9,098	4,862	4,526	26,866
73	6,377	2,225	4,352	3,839	6,539	23,332
74	12,332	2,685	13,531	7,423	10,231	46,202
75	3,618	3,768	11,469	2,178	7,453	28,487
76	1,118	1,400	14,896	673	2,655	20,743
77	918	1,117	11,831	552	2,130	16,549
78	3,353	7,671	8,195	2,018	13,148	34,385
79	8,217	2,475	11,985	4,946	7,841	35,465
80	0	0	0	0	0	0
81	3,260	1,461	16,391	1,962	3,826	26,900
82	1,768	506	6,266	1,065	1,647	11,252
83	996	2,841	16,907	600	4,746	26,091
84	4,318	2,121	11,621	2,599	5,346	26,005
85	1,463	629	18,255	880	1,677	22,904
86	4,026	3,449	15,659	2,424	7,182	32,740
87	2,248	1,870	16,539	1,353	3,927	25,937
88	177	1,029	3,244	107	1,626	6,182
89	3,388	2,655	23,998	2,040	5,675	37,756
90	5,477	1,319	12,370	3,297	4,733	27,197
91	48,454	32,190	131,684	29,167	72,516	314,011
92	10,282	6,831	27,943	6,189	15,388	66,633
93	21,025	13,967	57,140	12,656	31,465	136,253
94	23,280	15,465	63,268	14,013	34,840	150,866
95	9,081	6,033	24,680	5,466	13,591	58,852
96	5,819	3,866	15,815	3,503	8,709	37,712
97	1,064	472	2,977	640	1,242	6,395
98	7,146	5,664	24,975	4,302	12,063	54,149
99	92,271	61,298	250,767	55,542	138,091	597,968
100	51,557	34,251	140,116	31,034	77,159	334,117
101	23,549	15,645	64,001	14,175	35,243	152,613
102	15,500	10,297	42,126	9,330	23,197	100,451
103	21,438	14,242	58,263	12,905	32,084	138,931
104	54,824	36,421	148,997	33,001	82,048	355,292
105	20,292	13,481	55,149	12,215	30,369	131,506
106	36,502	24,250	99,202	21,972	54,628	236,554
107	36,301	24,116	98,657	21,852	54,328	235,254
108	22,048	14,647	59,921	13,272	32,997	142,886
Total	1,085,059	720,844	2,948,891	653,151	1,623,887	7,031,832

Table 2.1-2(4) Trip Attraction for All Income Group in 2009

C_Zone	Work	School	Home	NHBB	Private	Total
1	55,717	49,573	98,301	30,825	99,769	334,184
2	70,483	29,039	214,871	37,394	92,640	444,428
3	76,111	50,373	116,983	40,671	116,734	400,872
4	3,286	1,515	88,812	1,751	3,759	99,123
5	27,464	25,393	146,897	14,852	45,910	260,516
6	49,688	22,466	228,412	26,289	64,204	391,059
7	29,308	33,428	65,740	15,888	55,017	199,381
8	89,128	45,067	118,229	48,218	120,986	421,628
9	48,801	6,717	72,990	26,366	53,909	208,783
10	14,869	14,952	91,373	8,151	25,186	154,532
11	6,075	38,871	111,764	3,310	35,980	196,000
12	21,757	13,907	134,676	11,499	33,110	214,950
13	19,357	34,517	137,106	10,532	46,929	248,442
14	43,124	21,484	180,344	23,212	57,528	325,693
15	28,276	32,907	197,793	15,277	44,774	319,026
16	49,630	36,138	171,082	26,658	74,488	357,996
17	34,218	31,089	124,379	18,785	50,662	259,132
18	20,205	8,489	59,887	11,489	25,874	125,944
19	162,815	62,435	121,862	90,772	203,626	641,510
20	86,878	58,639	130,463	47,107	131,839	454,926
21	17,526	16,483	102,875	9,668	30,555	177,107
22	23,983	11,853	114,176	13,255	31,149	194,417
23	11,876	6,167	69,749	6,539	14,921	109,252
24	18,662	32,084	82,089	10,275	42,950	186,060
25	13,697	14,805	111,064	7,502	24,415	171,484
26	26,917	17,991	72,226	14,707	39,278	171,120
27	24,217	19,798	122,837	13,182	33,128	213,163
28	3,633	8,945	75,734	1,871	5,816	95,999
29	13,363	12,359	91,085	7,169	18,801	142,777
30	8,305	6,063	57,995	4,460	10,740	87,563
31	24,708	33,301	42,753	13,542	52,831	167,135
32	71,402	16,702	54,562	40,044	70,836	253,546
33	121,352	22,126	41,294	68,208	116,204	369,184
34	6,095	17,092	85,698	3,368	19,335	131,589
35	31,396	11,908	72,259	17,116	39,318	171,997
36	104,639	17,293	65,444	57,601	110,104	355,082
37	63,047	25,050	163,417	33,502	80,902	365,918
38	18,933	10,224	107,022	10,167	24,863	171,210
39	96,120	46,000	60,525	52,706	126,055	381,405
40	43,912	40,327	105,950	23,892	70,487	284,568
41	44,775	13,185	126,739	24,680	49,042	258,420
42	18,421	12,627	83,939	9,979	27,146	152,112
43	10,400	6,604	113,553	5,623	15,125	151,305
44	22,203	25,579	61,138	12,137	41,330	162,387
45	27,090	38,492	68,186	14,809	62,530	211,107
46	16,990	11,050	92,099	9,053	25,995	155,187
47	20,650	15,303	98,190	11,014	27,415	172,572
48	32,613	25,261	138,979	17,544	46,549	260,946
49	76,507	127,946	62,024	42,150	207,130	515,756
50	19,019	11,838	89,752	10,348	29,405	160,362
51	24,725	22,671	77,196	13,807	42,455	180,854
52	75,687	45,757	82,501	40,910	115,495	360,350
53	42,703	56,254	66,961	23,584	96,445	285,947
54	53,157	23,645	106,691	29,224	65,076	277,793
55	4,734	3,726	90,931	2,630	5,601	107,622
56	108,471	31,555	59,326	59,729	126,050	385,131
57	39,368	50,349	52,782	21,786	84,691	248,976
58	14,259	8,671	119,133	7,804	19,351	169,218
59	12,914	20,712	59,355	6,906	28,075	127,962
60	24,310	9,631	78,579	12,974	29,204	154,698
61	10,102	11,009	35,213	5,368	15,122	76,814
62	4,185	16,702	59,604	2,296	15,694	98,481
63	9,296	16,076	32,472	5,040	19,275	82,160
64	37,697	7,105	31,766	20,021	45,174	141,764
65	27,335	18,271	73,349	14,935	39,888	173,778
66	22,985	4,238	41,237	12,946	20,864	102,270
67	24,727	3,333	42,514	13,542	25,613	109,730
68	28,236	8,687	46,728	15,528	33,367	132,546
69	8,558	10,662	74,344	4,762	16,263	114,589
70	17,931	7,008	56,754	10,001	20,494	112,188
71	29,605	9,614	33,785	16,194	35,526	124,725
72	34,501	2,715	34,084	19,152	31,850	122,301
73	22,902	24,703	27,972	12,777	38,770	127,124
74	38,328	17,292	60,328	21,452	45,804	183,204
75	15,220	18,531	41,601	8,418	28,784	112,554
76	4,134	4,446	51,311	2,265	7,194	69,350
77	4,996	4,545	47,751	2,767	8,362	68,420
78	11,407	43,227	34,196	6,348	49,204	144,382
79	40,196	21,339	52,283	22,267	52,773	188,858
80	141	116	34,986	71	198	35,512
81	18,714	9,718	61,743	10,366	23,191	123,732
82	5,553	4,315	50,471	3,044	6,614	69,997
83	4,471	12,339	64,383	2,449	15,516	99,158
84	26,436	18,287	63,567	14,417	38,135	160,842
85	7,271	8,022	70,457	4,034	10,509	100,292
86	22,183	23,917	80,171	12,011	37,345	175,627
87	16,188	10,306	73,553	9,029	20,193	129,268
88	4,094	9,308	47,101	2,185	9,460	72,148
89	15,766	12,611	73,678	8,592	24,930	135,576
90	30,446	10,622	73,698	16,763	35,153	166,682
91	249,253	166,605	668,832	136,190	363,721	1,584,602
92	52,891	35,354	141,926	28,899	77,182	336,252
93	108,153	72,292	290,213	59,094	157,823	687,576
94	119,754	80,046	321,341	65,433	174,750	761,324
95	46,714	31,225	125,350	25,524	68,168	296,981
96	29,936	20,009	80,326	16,357	43,683	190,311
97	45,156	36,509	208,994	23,922	61,208	375,789
98	90,889	68,430	364,305	48,817	127,951	700,391
99	474,651	317,266	1,273,652	259,346	692,632	3,017,547
100	265,212	177,273	711,655	144,910	387,008	1,686,057
101	121,140	80,974	325,063	66,190	176,774	770,141
102	79,736	53,297	213,960	43,567	116,355	506,915
103	110,280	73,713	295,919	60,256	160,926	701,095
104	282,023	188,508	756,763	154,095	411,539	1,792,928
105	104,385	69,774	280,104	57,035	152,324	663,622
106	187,770	125,510	503,852	102,596	274,003	1,193,732
107	186,737	124,819	501,080	102,032	272,495	1,187,164
108	113,419	75,812	304,342	61,971	165,507	721,051
Total	5,581,679	3,730,905	14,977,550	3,049,785	8,145,035	35,484,954

Table 2.1-3(1) Trip Generation for Low Income Group in 2015

C_Zone	Work	School	Home	NHBB	Private	Total
1	4,144	4,020	37,962	7,916	11,922	65,963
2	36,968	14,995	74,957	17,085	48,791	192,797
3	24,898	8,375	78,409	16,649	33,326	161,658
4	17,563	9,803	3,823	714	17,216	49,119
5	16,853	9,897	29,340	5,346	19,010	80,447
6	39,599	19,422	58,128	12,436	45,868	175,454
7	7,313	4,071	30,413	5,111	11,936	58,844
8	25,558	12,232	76,930	16,969	33,471	165,160
9	6,073	3,732	32,951	9,188	14,948	66,892
10	6,999	3,528	14,573	2,387	8,512	35,999
11	10,234	8,153	19,312	1,033	10,642	49,373
12	13,394	7,479	25,812	5,509	15,713	67,907
13	11,765	10,213	25,023	3,529	16,445	66,974
14	19,818	8,816	40,457	8,728	26,476	104,296
15	32,729	23,170	37,540	5,039	36,212	134,691
16	16,575	11,230	54,217	10,535	25,289	117,845
17	17,986	14,555	33,971	5,027	23,517	95,056
18	1,781	632	6,213	1,691	2,867	13,184
19	21,117	10,880	78,549	19,701	38,612	168,858
20	33,517	6,939	78,915	16,612	35,616	171,599
21	7,364	2,884	12,023	2,397	9,235	33,902
22	7,876	4,833	13,992	2,999	11,125	40,824
23	5,577	3,685	9,467	1,843	7,254	27,827
24	6,162	6,467	20,918	2,680	9,956	46,184
25	7,050	4,670	13,185	2,188	9,751	36,844
26	9,215	5,448	22,874	4,537	12,895	54,969
27	15,712	11,783	27,859	4,278	19,226	78,857
28	15,986	8,825	13,097	1,174	15,027	54,109
29	12,247	9,291	18,825	2,825	15,785	58,973
30	9,926	5,208	10,501	1,706	11,009	38,350
31	5,055	2,871	22,546	3,683	8,099	42,254
32	3,306	2,322	30,602	7,110	10,236	53,576
33	4,759	6,060	43,624	11,095	16,690	82,227
34	6,592	5,615	8,368	629	8,538	29,743
35	6,963	3,707	23,477	5,529	11,625	51,301
36	5,663	4,329	58,763	15,944	20,272	104,971
37	35,560	19,845	68,191	15,404	46,582	185,582
38	17,139	7,764	20,319	4,083	18,890	68,195
39	6,347	5,340	68,290	15,194	20,895	116,066
40	14,020	7,582	47,176	8,008	20,224	97,011
41	12,662	10,924	26,692	6,159	18,926	75,362
42	10,572	7,505	18,343	3,630	14,116	54,165
43	8,324	3,273	9,692	1,975	8,497	31,760
44	4,130	2,606	23,107	3,741	7,647	41,232
45	6,353	4,981	25,123	4,363	10,822	51,642
46	8,403	3,872	18,592	4,000	11,907	46,773
47	17,891	9,877	27,644	4,572	21,301	81,285
48	29,978	13,142	39,653	6,880	31,001	120,653
49	5,596	3,846	61,238	11,378	16,108	98,167
50	8,612	4,590	14,462	3,377	11,278	42,319
51	4,018	2,401	14,034	2,552	6,386	29,392
52	7,339	6,325	63,808	14,798	21,273	113,542
53	6,993	3,574	33,378	6,324	12,318	62,587
54	14,238	6,609	37,879	7,935	19,535	86,196
55	11,536	6,286	5,301	699	10,354	34,176
56	4,530	5,296	60,201	15,312	19,306	104,645
57	4,979	4,712	28,905	5,120	10,787	54,502
58	16,448	7,527	11,922	2,220	16,164	54,281
59	11,074	3,493	20,000	2,860	13,649	51,076
60	17,621	8,088	26,099	5,551	20,084	77,442
61	4,925	3,891	16,525	2,362	7,015	34,718
62	10,569	6,669	9,626	525	9,896	37,285
63	4,232	3,092	14,668	1,726	5,790	29,508
64	4,101	2,073	30,522	8,197	11,016	55,908
65	8,004	4,731	19,867	3,940	11,200	47,742
66	3,542	3,278	7,579	1,703	5,855	21,956
67	8,653	3,191	15,314	4,227	9,507	40,891
68	4,329	1,522	17,587	4,395	7,373	35,206
69	6,058	4,402	7,218	953	7,296	25,927
70	5,253	3,977	10,537	2,225	7,943	29,935
71	5,874	2,916	21,339	5,118	9,455	44,702
72	2,881	2,583	14,579	4,173	7,646	31,862
73	3,244	1,706	17,754	2,601	5,251	30,555
74	5,259	2,729	20,478	4,286	8,787	41,539
75	4,779	2,623	13,727	2,041	5,899	29,068
76	4,473	3,504	4,648	717	5,467	18,808
77	3,023	2,575	3,420	586	4,152	13,756
78	3,343	1,819	16,987	1,432	4,303	27,884
79	4,026	1,773	23,040	4,886	8,144	41,869
80	0	2,553	315	56	2,358	5,282
81	6,117	3,581	11,529	2,156	7,827	31,210
82	5,847	4,442	7,126	1,007	7,395	25,816
83	5,971	2,887	6,088	733	6,579	22,257
84	6,978	5,238	22,869	4,371	11,892	51,349
85	4,701	4,363	7,882	842	6,642	24,430
86	11,587	8,579	27,372	4,289	15,262	67,089
87	7,234	4,536	9,790	1,356	8,967	31,883
88	6,317	4,405	8,700	861	7,656	27,939
89	6,932	3,669	14,847	2,823	9,385	37,655
90	6,713	5,569	18,334	4,170	11,724	46,509
91	99,670	58,918	247,398	49,070	139,469	594,525
92	21,332	12,611	52,950	10,502	29,850	127,245
93	57,408	33,936	142,498	28,264	80,332	342,437
94	49,206	29,087	122,137	24,225	68,853	293,508
95	18,939	11,195	47,010	9,324	26,501	112,968
96	23,414	13,841	58,118	11,528	32,764	139,664
97	34,181	23,492	64,390	10,419	46,704	179,186
98	48,095	34,505	104,239	17,963	70,054	274,856
99	156,674	92,615	388,894	77,135	219,235	934,553
100	92,290	54,556	229,082	45,437	129,142	550,507
101	41,032	24,256	101,850	20,201	57,417	244,756
102	35,406	20,929	87,883	17,431	49,543	211,192
103	42,212	24,953	104,779	20,782	59,068	251,795
104	95,525	56,468	237,112	47,030	133,670	569,805
105	40,956	24,210	101,660	20,164	57,310	244,299
106	66,401	39,252	164,817	32,691	92,914	396,075
107	65,489	38,713	162,557	32,242	91,639	390,640
108	42,575	25,168	105,681	20,961	59,576	253,962
Total	1,974,467	1,167,173	4,900,986	972,084	2,762,882	11,777,591

Table 2.1-3(2) Trip Generation for Middle Income Group in 2015

C_Zone	Work	School	Home	NHBB	Private	Total
1	18,809	14,256	90,919	15,675	31,970	171,629
2	39,841	20,350	60,503	15,836	53,746	190,275
3	23,045	14,427	101,738	20,654	37,017	196,881
4	18,084	6,664	2,981	1,022	15,592	44,344
5	33,952	24,300	45,199	7,255	40,611	151,317
6	40,151	24,875	39,251	10,591	50,856	165,724
7	18,525	11,459	62,810	10,159	27,185	130,138
8	31,439	13,968	108,740	25,212	43,677	223,036
9	14,320	8,870	42,521	15,146	28,196	109,054
10	19,791	11,370	25,303	4,304	22,633	83,401
11	31,717	23,222	53,396	1,873	32,492	142,701
12	30,634	22,398	23,656	4,566	36,258	117,513
13	29,960	24,478	52,145	5,018	39,300	150,901
14	34,602	22,300	49,564	11,914	47,626	166,006
15	37,796	33,943	59,342	10,347	51,711	193,139
16	40,642	30,292	64,986	12,237	52,660	200,818
17	21,845	16,973	58,187	11,905	33,328	142,237
18	9,714	7,904	20,405	5,395	14,807	58,226
19	15,053	5,732	177,424	49,489	51,147	298,845
20	28,476	15,279	118,129	21,855	41,607	225,345
21	25,272	15,784	42,552	6,053	32,358	122,019
22	25,386	19,980	36,134	9,278	37,198	127,975
23	14,331	9,655	12,209	3,162	18,432	57,789
24	20,636	14,672	55,521	6,175	28,683	125,688
25	20,772	18,909	27,848	4,185	32,332	104,046
26	14,984	9,445	38,618	8,217	22,112	93,376
27	26,052	15,647	29,684	6,901	30,676	108,960
28	11,630	8,872	2,554	441	13,911	37,407
29	16,630	10,644	16,502	3,545	21,907	69,228
30	11,679	4,470	9,264	2,376	12,333	40,123
31	9,078	6,411	61,371	8,786	16,627	102,273
32	14,337	9,784	75,266	24,981	35,344	159,711
33	7,401	3,073	131,435	44,604	39,790	226,303
34	16,977	15,853	29,142	3,101	25,690	90,763
35	15,575	9,874	31,149	8,489	23,222	88,309
36	14,071	8,703	87,052	29,817	36,256	175,900
37	19,907	14,867	46,262	12,344	31,631	125,011
38	17,727	11,059	17,763	4,364	22,847	73,761
39	11,434	8,051	120,138	28,859	34,587	203,070
40	18,577	12,968	62,942	11,382	29,517	135,386
41	29,627	16,953	52,043	15,712	38,899	153,234
42	15,822	8,941	21,686	4,235	20,306	70,990
43	23,782	16,317	13,413	3,038	29,379	85,929
44	12,820	8,602	40,536	6,228	18,878	87,064
45	14,230	8,927	62,989	8,683	21,614	116,444
46	21,622	10,145	20,087	3,620	24,444	79,918
47	19,043	8,709	20,959	5,754	22,345	76,811
48	24,923	16,708	36,369	7,712	32,060	117,771
49	11,982	5,719	200,302	22,582	27,912	268,497
50	17,973	12,158	27,840	5,445	24,518	87,935
51	21,966	10,170	51,997	9,460	27,055	120,647
52	14,186	10,473	105,702	20,052	30,638	181,050
53	12,698	7,037	90,316	11,500	22,095	143,646
54	20,109	10,736	62,349	16,891	32,818	142,903
55	20,752	13,709	4,038	956	20,587	60,042
56	14,190	10,646	125,402	37,224	41,804	229,266
57	6,469	5,141	93,608	13,558	17,369	136,144
58	20,829	10,699	17,197	4,799	24,953	78,477
59	9,668	3,187	26,194	3,186	11,522	53,757
60	16,076	4,803	19,530	5,672	16,139	62,220
61	7,103	5,197	12,611	2,567	9,084	36,561
62	10,765	13,034	23,561	1,991	15,289	64,640
63	7,777	3,406	21,511	2,638	8,587	43,920
64	6,865	3,699	37,962	13,199	16,775	78,501
65	13,014	8,203	33,542	7,137	19,205	81,102
66	10,444	5,824	28,133	10,040	18,837	73,279
67	10,595	3,991	19,135	6,026	12,030	51,777
68	12,526	6,040	27,523	7,861	17,254	71,204
69	16,430	8,483	18,389	3,273	18,707	65,281
70	11,006	7,632	18,412	5,051	15,492	57,592
71	7,755	4,453	23,829	7,347	12,450	55,833
72	6,486	3,253	33,167	12,307	15,629	70,844
73	6,924	3,734	53,967	7,716	13,262	85,602
74	15,995	7,155	50,101	11,760	25,185	110,195
75	9,011	5,799	33,190	4,999	12,688	65,688
76	9,963	5,706	4,815	938	11,702	33,123
77	11,742	7,492	10,026	2,011	14,407	45,677
78	7,735	6,185	69,415	3,441	11,196	97,971
79	14,904	7,703	67,534	15,217	26,371	131,729
80	9,417	11,972	0	0	14,808	36,197
81	13,682	6,732	29,269	7,752	19,668	77,103
82	10,926	7,433	3,511	967	12,921	35,759
83	11,899	8,356	18,479	1,262	15,951	55,947
84	11,975	7,479	41,873	8,597	20,128	90,052
85	16,097	10,166	14,125	2,852	19,761	63,000
86	12,733	10,087	35,416	5,695	18,534	82,466
87	12,945	11,642	28,868	8,137	22,890	84,482
88	9,095	6,068	11,098	1,353	12,301	39,915
89	12,233	9,045	22,146	4,077	17,569	65,070
90	15,627	11,529	39,456	11,192	27,117	104,921
91	162,067	102,148	417,683	88,878	239,152	1,009,928
92	34,687	21,863	89,395	19,022	51,185	216,152
93	93,349	58,836	240,581	51,193	137,749	581,706
94	80,010	50,429	206,206	43,878	118,067	498,591
95	30,795	19,410	79,366	16,888	45,442	191,900
96	38,072	23,996	98,120	20,878	56,180	237,246
97	39,076	15,657	56,890	13,822	54,256	179,700
98	75,845	36,734	128,227	29,799	108,411	379,017
99	254,757	160,570	656,569	139,709	375,930	1,587,536
100	150,067	94,585	386,756	82,297	221,444	935,149
101	66,720	42,052	171,952	36,589	98,454	415,768
102	57,571	36,286	148,372	31,572	84,953	358,753
103	68,639	43,262	176,899	37,642	101,286	427,727
104	155,329	97,901	400,317	85,182	229,209	967,937
105	66,595	41,975	171,632	36,521	98,271	414,994
106	107,969	68,051	278,260	59,210	159,323	672,814
107	106,488	67,118	274,445	58,398	157,138	663,587
108	69,230	43,635	178,421	37,966	102,158	431,409
Total	3,210,554	2,023,566	8,274,317	1,760,668	4,737,610	20,006,715

Table 2.1-3(3) Trip Generation for High Income Group in 2015

C_Zone	Work	School	Home	NHBB	Private	Total
1	32,473	18,371	96,691	16,418	43,625	207,579
2	17,724	7,255	25,202	7,420	23,724	81,325
3	10,672	8,120	45,361	7,937	16,824	88,914
4	3,004	1,682	340	176	4,416	9,618
5	24,788	13,230	23,438	4,895	28,330	94,681
6	24,305	12,129	14,893	4,971	27,420	83,718
7	3,507	1,874	28,774	3,498	6,017	43,669
8	10,655	3,524	52,458	14,619	18,213	99,470
9	12,274	7,067	17,695	6,442	18,492	61,971
10	21,651	14,486	17,916	3,484	27,202	84,739
11	15,549	8,598	21,867	1,113	16,668	63,794
12	25,610	17,503	11,029	2,106	29,117	85,366
13	17,503	10,734	32,585	4,219	22,551	87,593
14	32,692	15,856	20,834	6,084	37,913	113,379
15	6,876	4,330	6,778	2,340	9,235	29,559
16	27,791	15,388	31,085	7,716	32,785	114,764
17	12,750	5,840	26,993	6,526	15,750	67,859
18	23,751	15,788	36,492	9,487	32,144	117,662
19	16,947	7,465	197,820	52,061	53,668	327,960
20	12,642	3,631	72,750	17,784	22,672	129,479
21	16,938	8,534	12,697	3,876	22,818	64,863
22	17,318	14,057	18,549	4,692	25,015	79,631
23	13,102	6,287	11,228	3,328	17,762	51,707
24	8,344	3,660	26,790	4,156	11,841	54,792
25	16,066	11,022	14,347	2,937	24,599	68,972
26	9,719	5,436	24,216	5,626	14,284	59,281
27	17,796	10,331	18,338	4,787	20,843	72,095
28	1,481	2,487	1,562	116	2,903	8,549
29	8,211	3,266	6,357	1,765	9,336	28,934
30	5,038	2,216	3,168	993	5,591	17,006
31	5,299	2,427	37,559	4,312	8,815	58,412
32	6,165	5,973	58,162	22,418	22,983	115,701
33	4,040	3,392	93,976	37,790	30,268	169,466
34	9,527	7,384	11,641	528	11,889	40,969
35	11,933	5,822	23,454	6,878	18,345	66,431
36	12,753	7,861	70,951	27,448	32,905	151,919
37	7,445	5,507	26,160	8,806	15,093	63,011
38	10,836	7,278	10,430	3,189	16,627	48,360
39	7,168	4,703	75,130	21,743	23,590	132,334
40	17,535	8,881	46,848	9,562	23,596	106,421
41	24,513	9,970	24,023	9,469	29,425	97,400
42	9,235	5,639	16,269	4,030	14,338	49,512
43	28,601	17,759	7,844	1,587	30,873	86,665
44	12,074	7,568	31,152	5,007	18,311	74,112
45	11,416	8,028	54,687	5,161	15,947	95,239
46	17,701	6,606	10,359	2,373	19,191	56,230
47	5,408	2,197	8,554	1,803	6,545	24,507
48	4,039	3,391	22,293	5,634	9,181	44,537
49	18,814	6,592	216,951	19,742	29,262	291,361
50	15,625	9,424	17,542	3,680	20,227	66,499
51	19,275	7,501	34,167	6,416	23,625	90,984
52	17,774	10,765	57,759	13,238	28,555	128,090
53	13,060	6,527	98,232	12,602	22,916	153,338
54	20,768	9,142	39,224	11,995	28,314	109,444
55	16,711	8,810	5,082	1,839	16,996	49,438
56	9,183	6,467	73,425	23,048	26,342	138,465
57	12,100	7,565	74,314	9,462	19,911	123,352
58	20,495	11,135	13,655	2,610	25,146	73,042
59	4,787	1,148	18,045	1,687	5,056	30,724
60	4,712	2,349	6,912	3,181	6,578	23,733
61	4,285	2,078	4,539	889	4,688	16,479
62	3,917	0	9,053	304	2,074	15,348
63	5,612	1,940	11,024	1,629	5,511	25,716
64	4,683	2,674	4,041	0	4,943	16,341
65	8,442	4,721	21,033	4,886	12,406	51,488
66	3,675	1,763	14,781	6,040	8,263	34,522
67	9,493	2,937	12,861	6,659	11,419	43,368
68	9,075	4,618	22,805	7,412	15,379	59,289
69	13,467	10,298	14,580	2,038	17,893	58,276
70	10,193	6,420	17,781	6,133	15,191	55,718
71	3,983	1,338	25,949	7,641	8,592	47,503
72	5,058	3,538	17,642	8,544	12,377	47,159
73	3,607	1,682	21,428	6,744	7,720	41,181
74	9,053	3,009	35,336	13,043	18,635	79,076
75	8,713	4,104	21,631	3,827	10,901	49,176
76	11,317	4,319	7,574	1,183	11,593	35,986
77	7,392	4,796	6,093	971	9,230	28,482
78	5,389	2,496	35,827	3,546	8,338	55,596
79	7,407	4,923	26,134	8,691	14,568	61,723
80	0	0	0	0	0	0
81	10,624	5,566	12,181	3,448	14,210	46,029
82	4,027	1,537	5,524	1,871	5,807	18,765
83	10,102	6,301	12,770	1,054	12,963	43,189
84	7,224	4,268	16,832	4,566	11,512	44,402
85	11,054	7,256	5,363	1,547	14,272	39,493
86	10,457	6,235	21,253	4,258	14,229	56,431
87	9,248	7,765	11,658	2,377	13,593	44,641
88	1,725	1,655	4,251	188	2,478	10,296
89	13,921	9,880	16,953	3,584	19,813	64,151
90	6,265	6,653	16,171	5,793	12,885	47,766
91	105,117	58,792	261,922	60,851	154,491	641,173
92	22,498	12,583	56,059	13,024	33,066	137,230
93	60,546	33,863	150,863	35,049	88,984	369,305
94	51,895	29,025	129,307	30,041	76,270	316,539
95	19,974	11,171	49,768	11,562	29,355	121,830
96	24,693	13,811	61,530	14,295	36,292	150,622
97	905	2,279	3,957	1,125	2,919	11,185
98	15,522	10,137	35,995	7,559	23,212	92,425
99	165,236	92,417	411,724	95,653	242,848	1,007,878
100	97,333	54,439	242,529	56,346	143,052	593,699
101	43,275	24,204	107,828	25,051	63,601	263,958
102	37,340	20,885	93,043	21,616	54,880	227,764
103	44,520	24,900	110,931	25,772	65,431	271,554
104	100,747	56,348	251,031	58,321	148,067	614,514
105	43,195	24,159	107,627	25,004	63,483	263,468
106	70,029	39,167	174,493	40,539	102,922	427,149
107	69,069	38,631	172,100	39,983	101,510	421,292
108	44,903	25,114	111,886	25,993	65,993	273,890
Total	2,082,373	1,164,677	5,188,712	1,205,462	3,060,465	12,701,689

Table 2.1-3(4) Trip Generation for All Income Group in 2015

C_Zone	Work	School	Home	NHBB	Private	Total
1	55,425	36,647	225,573	40,009	87,517	445,171
2	94,533	42,600	160,661	40,341	126,261	464,396
3	58,615	30,923	225,508	45,240	87,168	447,453
4	38,651	18,148	7,144	1,913	37,225	103,081
5	75,593	47,428	97,976	17,496	87,951	326,444
6	104,056	56,426	112,272	27,998	124,144	424,896
7	29,345	17,404	121,997	18,768	45,138	232,651
8	67,651	29,724	238,129	56,800	95,362	487,665
9	32,667	19,669	93,168	30,776	61,636	237,917
10	48,440	29,385	57,792	10,176	58,346	204,139
11	57,500	39,973	94,575	4,019	59,802	255,868
12	69,639	47,381	60,497	12,181	81,088	270,786
13	59,228	45,424	109,753	12,766	78,296	305,467
14	87,112	46,972	110,855	26,726	112,015	383,681
15	77,401	61,443	103,661	17,726	97,158	357,389
16	85,008	56,909	150,288	30,488	110,734	433,428
17	52,581	37,367	119,151	23,458	72,595	305,152
18	35,246	24,324	63,110	16,574	49,818	189,072
19	53,116	24,076	453,793	121,251	143,426	795,663
20	74,635	25,849	269,794	56,250	99,895	526,423
21	49,574	27,202	67,272	12,326	64,410	220,784
22	50,580	38,870	68,675	16,968	73,338	248,430
23	33,011	19,626	32,904	8,334	43,448	137,323
24	35,143	24,799	103,229	13,011	50,480	226,663
25	43,888	34,602	55,379	9,311	66,681	209,861
26	33,918	20,328	85,708	18,381	49,290	207,626
27	59,560	37,761	75,880	15,967	70,744	259,912
28	29,097	20,184	17,213	1,731	31,841	100,066
29	37,088	23,200	41,683	8,135	47,028	157,135
30	26,643	11,894	22,933	5,075	28,933	95,478
31	19,432	11,709	121,476	16,781	33,541	202,939
32	23,808	18,078	164,030	54,509	68,562	328,988
33	16,200	12,524	269,035	93,489	86,748	477,996
34	33,096	28,852	49,151	4,259	46,117	161,475
35	34,471	19,403	78,079	20,896	53,192	206,041
36	32,488	20,894	216,767	73,209	89,432	432,789
37	62,913	40,219	140,614	36,553	93,305	373,605
38	45,702	26,102	48,513	11,636	58,364	190,316
39	24,949	18,093	263,558	65,796	79,072	451,469
40	50,132	29,431	156,966	28,952	73,336	338,817
41	66,802	37,847	102,758	31,339	87,250	325,996
42	35,629	22,084	56,298	11,895	48,760	174,667
43	60,706	37,350	30,949	6,600	68,748	204,353
44	29,024	18,776	94,795	14,976	44,837	202,407
45	32,000	21,935	142,799	18,207	48,383	263,325
46	47,727	20,622	49,038	9,993	55,542	182,921
47	42,343	20,784	57,157	12,129	50,191	182,603
48	58,939	33,241	98,314	20,226	72,242	282,962
49	36,392	16,157	478,492	53,702	73,282	658,025
50	42,210	26,172	59,845	12,502	56,023	196,752
51	45,259	20,071	100,198	18,428	57,066	241,023
52	39,298	27,563	227,268	48,087	80,466	422,682
53	32,751	17,138	221,925	30,426	57,330	359,570
54	55,115	26,487	139,452	36,821	80,667	338,542
55	48,999	28,806	14,421	3,494	47,938	143,657
56	27,902	22,409	259,029	75,584	87,452	472,376
57	23,547	17,418	196,827	28,140	48,066	313,998
58	57,772	29,361	42,775	9,628	66,263	205,799
59	25,529	7,828	64,239	7,734	30,227	135,556
60	38,410	15,240	52,541	14,404	42,801	163,396
61	16,312	11,166	33,674	5,818	20,787	87,758
62	25,252	19,703	42,239	2,820	27,258	117,272
63	17,621	8,437	47,203	5,993	19,889	99,143
64	15,649	8,446	72,525	21,396	32,734	150,749
65	29,460	17,655	74,442	15,964	42,812	180,332
66	17,661	10,865	50,493	17,783	32,954	129,757
67	28,740	10,119	47,309	16,912	32,956	136,036
68	25,929	12,180	67,915	19,668	40,006	165,699
69	35,954	23,183	40,187	6,263	43,896	149,484
70	26,452	18,029	46,729	13,409	38,627	143,245
71	17,612	8,706	71,117	20,106	30,497	148,038
72	14,426	9,375	65,388	25,024	35,652	149,865
73	13,775	7,122	93,148	17,060	26,233	157,339
74	30,307	12,893	105,915	29,088	52,607	230,810
75	22,503	12,525	68,548	10,867	29,488	143,932
76	25,752	13,528	17,037	2,838	28,762	87,917
77	22,156	14,863	19,539	3,569	27,788	87,915
78	16,467	10,500	122,228	8,418	23,837	181,451
79	26,337	14,400	116,708	28,794	49,082	235,320
80	9,417	14,525	315	56	17,166	41,479
81	30,423	15,879	52,979	13,356	41,705	154,342
82	20,800	13,412	16,160	3,845	26,123	80,340
83	27,971	17,544	37,337	3,048	35,493	121,393
84	26,176	16,985	81,574	17,535	43,533	185,803
85	31,851	21,785	27,370	5,241	40,675	126,923
86	34,777	24,901	84,041	14,242	48,026	205,986
87	29,428	23,943	50,316	11,870	45,449	161,006
88	17,136	12,129	24,050	2,401	22,434	78,151
89	33,086	22,593	53,946	10,484	46,768	166,877
90	28,605	23,750	73,961	21,154	51,725	199,195
91	366,854	219,859	927,004	198,799	533,111	2,245,626
92	78,517	47,056	198,405	42,549	114,101	480,628
93	211,303	126,635	533,941	114,506	307,064	1,293,449
94	181,111	108,542	457,650	98,144	263,190	1,108,638
95	69,707	41,776	176,143	37,774	101,298	426,698
96	86,179	51,648	217,768	46,701	125,236	527,532
97	74,161	41,428	125,237	25,366	103,879	370,071
98	139,462	81,377	268,461	55,321	201,677	746,297
99	576,668	345,603	1,457,187	312,497	838,012	3,529,967
100	339,690	203,580	858,367	184,080	493,638	2,079,355
101	151,027	90,512	381,630	81,842	219,472	924,483
102	130,317	78,100	329,298	70,619	189,376	797,709
103	155,372	93,115	392,608	84,196	225,785	951,076
104	351,601	210,717	888,460	190,533	510,945	2,152,256
105	150,745	90,344	380,920	81,689	219,063	922,761
106	244,399	146,470	617,570	132,440	355,159	1,496,038
107	241,046	144,461	609,102	130,624	350,288	1,475,520
108	156,708	93,917	395,988	84,921	227,728	959,261
Total	7,267,393	4,355,416	18,364,014	3,938,214	10,560,957	44,485,994

Table 2.1-4(1) Trip Attraction for Low Income Group in 2015

C_Zone	Work	School	Home	NHBB	Private	Total
1	15,781	8,190	12,544	7,889	22,217	66,622
2	34,063	13,079	88,082	17,028	47,954	200,205
3	33,194	16,279	48,212	16,593	46,731	161,008
4	1,424	1,001	43,835	712	2,005	48,977
5	10,659	7,969	37,464	5,328	15,006	76,427
6	24,794	11,870	91,506	12,394	34,905	175,470
7	10,190	9,176	19,312	5,094	14,345	58,117
8	33,831	14,625	47,827	16,912	47,628	160,824
9	18,318	2,185	17,495	9,157	25,789	72,944
10	4,760	4,528	16,790	2,379	6,701	35,158
11	2,059	10,529	25,677	1,029	2,898	42,192
12	10,984	5,299	28,349	5,491	15,463	65,585
13	7,035	8,988	35,040	3,517	9,904	64,483
14	17,401	8,107	49,099	8,699	24,498	107,804
15	10,046	14,026	83,713	5,022	14,143	126,949
16	21,004	13,333	41,621	10,500	29,570	116,027
17	10,022	11,700	50,154	5,010	14,109	90,995
18	3,372	499	3,526	1,686	4,747	13,830
19	39,278	9,886	54,871	19,634	55,296	178,966
20	33,118	16,693	54,361	16,556	46,625	167,353
21	4,778	2,828	18,681	2,388	6,727	35,403
22	5,978	2,847	22,236	2,989	8,416	42,465
23	3,675	2,320	14,768	1,837	5,174	27,775
24	5,344	8,086	19,907	2,671	7,523	43,531
25	4,363	4,037	20,546	2,181	6,142	37,268
26	9,046	5,429	23,227	4,522	12,735	54,958
27	8,529	9,263	40,598	4,264	12,008	74,662
28	2,340	6,134	36,940	1,170	3,295	49,879
29	5,633	6,399	34,982	2,816	7,930	57,760
30	3,402	3,293	25,032	1,701	4,789	38,216
31	7,343	7,027	12,587	3,671	10,338	40,966
32	14,175	5,054	10,018	7,086	19,955	56,288
33	22,120	5,164	17,529	11,058	31,141	87,011
34	1,255	4,176	21,078	627	1,767	28,902
35	11,024	3,717	17,485	5,511	15,520	53,257
36	31,787	4,835	15,366	15,890	44,750	112,628
37	30,710	12,194	86,271	15,352	43,235	187,762
38	8,140	4,711	40,177	4,069	11,460	68,557
39	30,292	12,705	18,815	15,143	42,646	119,601
40	15,965	14,066	34,287	7,981	22,476	94,774
41	12,279	4,498	35,291	6,138	17,286	75,492
42	7,237	4,371	28,633	3,618	10,189	54,048
43	3,937	2,189	17,740	1,968	5,543	31,377
44	7,459	7,274	11,253	3,729	10,500	40,215
45	8,699	7,281	18,159	4,348	12,246	50,733
46	7,975	3,749	21,901	3,987	11,227	48,838
47	9,116	8,497	45,383	4,557	12,833	80,386
48	13,716	11,505	65,508	6,857	19,310	116,896
49	22,685	16,167	15,308	11,340	31,936	97,436
50	6,733	2,352	21,733	3,366	9,478	43,661
51	5,089	3,823	10,770	2,544	7,164	29,389
52	29,502	10,594	20,765	14,748	41,533	117,142
53	12,608	8,552	17,412	6,303	17,750	62,626
54	15,819	8,095	32,640	7,908	22,271	86,733
55	1,394	2,007	25,717	697	1,962	31,776
56	30,528	7,125	14,326	15,261	42,978	110,217
57	10,207	8,165	16,251	5,102	14,370	54,094
58	4,425	3,138	37,437	2,212	6,230	53,443
59	5,702	7,099	29,245	2,851	8,028	52,925
60	11,067	5,399	39,813	5,532	15,580	77,392
61	4,709	5,869	12,892	2,354	6,629	32,452
62	1,047	5,226	24,922	523	1,473	33,192
63	3,441	5,996	11,176	1,720	4,845	27,179
64	16,342	2,691	9,473	8,169	23,006	59,680
65	7,856	4,716	20,174	3,927	11,060	47,733
66	3,394	1,376	11,403	1,697	4,779	22,648
67	8,427	1,107	15,008	4,212	11,863	40,618
68	8,762	2,248	8,960	4,380	12,336	36,685
69	1,900	2,730	17,017	950	2,675	25,272
70	4,436	2,214	15,675	2,218	6,245	30,787
71	10,205	3,182	12,731	5,101	14,366	45,585
72	8,320	737	10,212	4,159	11,713	35,142
73	5,185	6,170	7,650	2,592	7,300	28,898
74	8,544	4,385	12,961	4,271	12,029	42,190
75	4,068	4,707	10,709	2,034	5,728	27,246
76	1,429	1,539	12,743	714	2,012	18,437
77	1,169	1,008	9,578	584	1,646	13,984
78	2,855	8,149	7,947	1,427	4,019	24,397
79	9,741	4,797	9,819	4,869	13,714	42,940
80	112	89	6,105	56	157	6,518
81	4,299	3,014	15,532	2,149	6,052	31,046
82	2,007	2,555	17,148	1,003	2,826	25,540
83	1,461	2,455	15,647	730	2,056	22,348
84	8,715	5,778	20,972	4,357	12,269	52,091
85	1,679	3,403	15,551	840	2,364	23,837
86	8,551	8,920	30,086	4,274	12,038	63,869
87	2,704	3,568	20,468	1,352	3,806	31,898
88	1,717	3,902	18,188	858	2,417	27,082
89	5,629	3,782	18,054	2,814	7,924	38,203
90	8,313	3,219	21,010	4,156	11,703	48,400
91	97,831	58,722	251,220	48,905	137,728	594,406
92	20,939	12,568	53,769	10,467	29,478	127,220
93	56,349	33,823	144,699	28,168	79,330	342,369
94	48,298	28,990	124,024	24,143	67,994	293,449
95	18,589	11,158	47,735	9,293	26,170	112,946
96	22,982	13,795	59,016	11,489	32,355	139,637
97	20,773	20,282	98,558	10,384	29,244	179,241
98	35,812	30,506	142,231	17,902	50,417	276,868
99	153,784	92,307	394,900	76,875	216,500	934,365
100	90,588	54,374	232,619	45,284	127,531	550,396
101	40,276	24,175	103,423	20,133	56,701	244,707
102	34,752	20,859	89,241	17,372	48,925	211,150
103	41,434	24,870	106,398	20,712	58,331	251,745
104	93,763	56,280	240,774	46,871	132,002	569,691
105	40,200	24,130	103,230	20,096	56,595	244,251
106	65,175	39,121	167,363	32,580	91,755	395,995
107	64,281	38,584	165,067	32,134	90,497	390,562
108	41,791	25,084	107,313	20,891	58,834	253,911
Total	1,938,041	1,163,283	4,976,684	968,806	2,728,411	11,775,225

Table 2.1-4(2) Trip Attraction for Middle Income Group in 2015

C_Zone	Work	School	Home	NHBB	Private	Total
1	18,809	14,256	90,919	15,675	31,970	171,629
2	39,841	20,350	60,503	15,836	53,746	190,275
3	23,045	14,427	101,738	20,654	37,017	196,881
4	18,084	6,664	2,981	1,022	15,592	44,344
5	33,952	24,300	45,199	7,255	40,611	151,317
6	40,151	24,875	39,251	10,591	50,856	165,724
7	18,525	11,459	62,810	10,159	27,185	130,138
8	31,439	13,968	108,740	25,212	43,677	223,036
9	14,320	8,870	42,521	15,146	28,196	109,054
10	19,791	11,370	25,303	4,304	22,633	83,401
11	31,717	23,222	53,396	1,873	32,492	142,701
12	30,634	22,398	23,656	4,566	36,258	117,513
13	29,960	24,478	52,145	5,018	39,300	150,901
14	34,602	22,300	49,564	11,914	47,626	166,006
15	37,796	33,943	59,342	10,347	51,711	193,139
16	40,642	30,292	64,986	12,237	52,660	200,818
17	21,845	16,973	58,187	11,905	33,328	142,237
18	9,714	7,904	20,405	5,395	14,807	58,226
19	15,053	5,732	177,424	49,489	51,147	298,845
20	28,476	15,279	118,129	21,855	41,607	225,345
21	25,272	15,784	42,552	6,053	32,358	122,019
22	25,386	19,980	36,134	9,278	37,198	127,975
23	14,331	9,655	12,209	3,162	18,432	57,789
24	20,636	14,672	55,521	6,175	28,683	125,688
25	20,772	18,909	27,848	4,185	32,332	104,046
26	14,984	9,445	38,618	8,217	22,112	93,376
27	26,052	15,647	29,684	6,901	30,676	108,960
28	11,630	8,872	2,554	441	13,911	37,407
29	16,630	10,644	16,502	3,545	21,907	69,228
30	11,679	4,470	9,264	2,376	12,333	40,123
31	9,078	6,411	61,371	8,786	16,627	102,273
32	14,337	9,784	75,266	24,981	35,344	159,711
33	7,401	3,073	131,435	44,604	39,790	226,303
34	16,977	15,853	29,142	3,101	25,690	90,763
35	15,575	9,874	31,149	8,489	23,222	88,309
36	14,071	8,703	87,052	29,817	36,256	175,900
37	19,907	14,867	46,262	12,344	31,631	125,011
38	17,727	11,059	17,763	4,364	22,847	73,761
39	11,434	8,051	120,138	28,859	34,587	203,070
40	18,577	12,968	62,942	11,382	29,517	135,386
41	29,627	16,953	52,043	15,712	38,899	153,234
42	15,822	8,941	21,686	4,235	20,306	70,990
43	23,782	16,317	13,413	3,038	29,379	85,929
44	12,820	8,602	40,536	6,228	18,878	87,064
45	14,230	8,927	62,989	8,683	21,614	116,444
46	21,622	10,145	20,087	3,620	24,444	79,918
47	19,043	8,709	20,959	5,754	22,345	76,811
48	24,923	16,708	36,369	7,712	32,060	117,771
49	11,982	5,719	200,302	22,582	27,912	268,497
50	17,973	12,158	27,840	5,445	24,518	87,935
51	21,966	10,170	51,997	9,460	27,055	120,647
52	14,186	10,473	105,702	20,052	30,638	181,050
53	12,698	7,037	90,316	11,500	22,095	143,646
54	20,109	10,736	62,349	16,891	32,818	142,903
55	20,752	13,709	4,038	956	20,587	60,042
56	14,190	10,646	125,402	37,224	41,804	229,266
57	6,469	5,141	93,608	13,558	17,369	136,144
58	20,829	10,699	17,197	4,799	24,953	78,477
59	9,668	3,187	26,194	3,186	11,522	53,757
60	16,076	4,803	19,530	5,672	16,139	62,220
61	7,103	5,197	12,611	2,567	9,084	36,561
62	10,765	13,034	23,561	1,991	15,289	64,640
63	7,777	3,406	21,511	2,638	8,587	43,920
64	6,865	3,699	37,962	13,199	16,775	78,501
65	13,014	8,203	33,542	7,137	19,205	81,102
66	10,444	5,824	28,133	10,040	18,837	73,279
67	10,595	3,991	19,135	6,026	12,030	51,777
68	12,526	6,040	27,523	7,861	17,254	71,204
69	16,430	8,483	18,389	3,273	18,707	65,281
70	11,006	7,632	18,412	5,051	15,492	57,592
71	7,755	4,453	23,829	7,347	12,450	55,833
72	6,486	3,253	33,167	12,307	15,629	70,844
73	6,924	3,734	53,967	7,716	13,262	85,602
74	15,995	7,155	50,101	11,760	25,185	110,195
75	9,011	5,799	33,190	4,999	12,688	65,688
76	9,963	5,706	4,815	938	11,702	33,123
77	11,742	7,492	10,026	2,011	14,407	45,677
78	7,735	6,185	69,415	3,441	11,196	97,971
79	14,904	7,703	67,534	15,217	26,371	131,729
80	9,417	11,972	0	0	14,808	36,197
81	13,682	6,732	29,269	7,752	19,668	77,103
82	10,926	7,433	3,511	967	12,921	35,759
83	11,899	8,356	18,479	1,262	15,951	55,947
84	11,975	7,479	41,873	8,597	20,128	90,052
85	16,097	10,166	14,125	2,852	19,761	63,000
86	12,733	10,087	35,416	5,695	18,534	82,466
87	12,945	11,642	28,868	8,137	22,890	84,482
88	9,095	6,068	11,098	1,353	12,301	39,915
89	12,233	9,045	22,146	4,077	17,569	65,070
90	15,627	11,529	39,456	11,192	27,117	104,921
91	162,067	102,148	417,683	88,878	239,152	1,009,928
92	34,687	21,863	89,395	19,022	51,185	216,152
93	93,349	58,836	240,581	51,193	137,749	581,706
94	80,010	50,429	206,206	43,878	118,067	498,591
95	30,795	19,410	79,366	16,888	45,442	191,900
96	38,072	23,996	98,120	20,878	56,180	237,246
97	39,076	15,657	56,890	13,822	54,256	179,700
98	75,845	36,734	128,227	29,799	108,411	379,017
99	254,757	160,570	656,569	139,709	375,930	1,587,536
100	150,067	94,585	386,756	82,297	221,444	935,149
101	66,720	42,052	171,952	36,589	98,454	415,768
102	57,571	36,286	148,372	31,572	84,953	358,753
103	68,639	43,262	176,899	37,642	101,286	427,727
104	155,329	97,901	400,317	85,182	229,209	967,937
105	66,595	41,975	171,632	36,521	98,271	414,994
106	107,969	68,051	278,260	59,210	159,323	672,814
107	106,488	67,118	274,445	58,398	157,138	663,587
108	69,230	43,635	178,421	37,966	102,158	431,409
Total	3,210,554	2,023,566	8,274,317	1,760,668	4,737,610	20,006,715

Table 2.1-4(3) Trip Attraction for High Income Group in 2015

C_Zone	Work	School	Home	NHBB	Private	Total
1	27,000	26,313	76,947	16,350	59,871	206,481
2	12,202	4,402	44,262	7,389	13,998	82,253
3	13,052	12,161	27,103	7,903	27,968	88,187
4	290	0	10,171	176	150	10,787
5	8,050	5,662	59,212	4,875	14,044	91,844
6	8,175	2,143	56,938	4,950	7,972	80,178
7	5,752	8,916	8,636	3,483	18,527	45,315
8	24,041	9,809	19,679	14,558	29,559	97,647
9	10,594	2,127	33,447	6,415	9,198	61,782
10	5,730	4,530	58,803	3,470	10,867	83,400
11	1,830	7,984	37,670	1,108	14,871	63,463
12	3,463	2,819	65,547	2,097	6,710	80,637
13	6,939	9,895	46,618	4,202	20,849	88,502
14	10,005	3,679	79,991	6,058	11,598	111,330
15	3,849	914	18,109	2,331	3,588	28,791
16	12,688	6,553	65,238	7,683	18,000	110,163
17	10,732	5,826	26,821	6,499	15,720	65,598
18	15,602	7,357	60,880	9,447	20,912	114,198
19	85,613	39,390	43,588	51,842	113,038	333,472
20	29,245	15,551	25,160	17,709	42,268	129,934
21	6,375	2,110	47,798	3,860	6,982	67,124
22	7,715	3,842	51,693	4,672	10,696	78,619
23	5,473	1,943	36,710	3,314	6,224	53,665
24	6,834	7,598	21,368	4,138	16,790	56,728
25	4,831	3,512	53,520	2,925	8,627	73,415
26	9,252	5,406	24,793	5,602	14,220	59,273
27	7,873	3,682	41,663	4,767	10,498	68,483
28	191	542	6,686	116	1,044	8,578
29	2,902	1,194	19,270	1,757	3,586	28,709
30	1,633	506	11,643	989	1,729	16,500
31	7,091	11,837	13,955	4,294	24,314	61,490
32	36,867	6,020	18,468	22,324	29,596	113,274
33	62,145	8,500	11,073	37,632	47,017	166,368
34	868	4,301	27,297	526	7,950	40,942
35	11,310	4,119	32,399	6,849	13,041	67,718
36	45,138	7,264	33,892	27,333	36,052	149,680
37	14,481	3,707	21,611	8,769	13,965	62,533
38	5,244	1,730	34,246	3,175	5,733	50,128
39	35,756	13,419	20,987	21,652	41,922	133,736
40	15,724	11,493	40,527	9,522	28,186	105,451
41	15,571	2,323	54,474	9,429	12,117	93,914
42	6,628	3,436	27,480	4,013	9,425	50,983
43	2,610	1,935	70,534	1,581	4,727	81,387
44	8,234	8,699	35,319	4,986	19,434	76,671
45	8,488	18,108	29,475	5,140	35,972	97,183
46	3,902	2,339	41,624	2,363	6,101	56,328
47	2,965	2,054	12,602	1,795	5,117	24,533
48	9,265	4,621	12,701	5,610	12,858	45,054
49	32,465	72,412	37,622	19,659	143,084	305,242
50	6,052	4,225	41,980	3,665	10,503	66,426
51	10,551	8,818	45,638	6,389	20,842	92,238
52	21,770	13,036	46,374	13,183	34,008	128,370
53	20,723	29,922	34,046	12,549	62,912	160,152
54	19,726	6,502	47,794	11,945	21,558	107,525
55	3,023	620	37,285	1,831	2,648	45,407
56	37,902	11,708	25,411	22,951	40,051	138,023
57	15,560	22,693	31,965	9,422	47,631	127,270
58	4,292	3,489	55,341	2,599	8,306	74,026
59	2,774	5,988	9,264	1,680	11,878	31,584
60	5,232	311	10,472	3,168	3,252	22,435
61	1,463	1,142	9,671	886	2,750	15,912
62	500	3,428	4,421	303	6,236	14,888
63	2,679	3,190	10,434	1,622	6,950	24,875
64	0	1,636	11,700	0	2,853	16,190
65	8,036	4,696	21,535	4,866	12,351	51,482
66	9,933	1,262	9,878	6,015	7,346	34,433
67	10,951	0	16,355	6,631	5,673	39,610
68	12,189	3,438	24,523	7,381	12,309	59,840
69	3,351	4,310	39,087	2,029	9,252	58,030
70	10,086	2,403	26,128	6,108	9,416	54,141
71	12,565	4,532	8,091	7,609	14,412	47,210
72	14,050	462	15,603	8,508	8,085	46,708
73	11,091	3,403	7,463	6,716	11,679	40,351
74	21,448	4,109	23,205	12,988	18,276	80,026
75	6,294	5,766	19,668	3,811	13,315	48,854
76	1,945	2,142	25,546	1,178	4,742	35,554
77	1,597	1,708	20,291	967	3,805	28,368
78	5,831	11,734	14,054	3,531	23,482	58,632
79	14,292	3,786	20,553	8,654	14,005	61,290
80	0	0	0	0	0	0
81	5,670	2,236	28,110	3,433	6,836	46,286
82	3,076	774	10,746	1,863	2,943	19,402
83	1,733	4,347	28,995	1,049	8,477	44,601
84	7,509	3,245	19,931	4,547	9,548	44,780
85	2,544	962	31,305	1,540	2,996	39,346
86	7,002	5,276	26,856	4,240	12,828	56,201
87	3,909	2,862	28,366	2,367	7,015	44,518
88	308	1,575	5,564	187	2,906	10,540
89	5,894	4,062	41,155	3,569	10,136	64,815
90	9,526	2,018	21,214	5,768	8,454	46,980
91	100,069	58,472	268,155	60,596	153,802	641,094
92	21,418	12,515	57,393	12,969	32,918	137,213
93	57,638	33,679	154,453	34,902	88,587	369,259
94	49,402	28,867	132,385	29,915	75,930	316,499
95	19,014	11,110	50,953	11,514	29,224	121,815
96	23,508	13,736	62,993	14,235	36,131	150,603
97	1,851	722	5,106	1,121	2,218	11,017
98	12,430	8,664	42,828	7,527	21,548	92,998
99	157,300	91,915	421,519	95,252	241,766	1,007,752
100	92,659	54,143	248,299	56,109	142,414	593,625
101	41,196	24,072	110,395	24,946	63,317	263,926
102	35,548	20,771	95,256	21,526	54,635	227,735
103	42,382	24,764	113,570	25,664	65,139	271,519
104	95,908	56,041	257,005	58,076	147,406	614,437
105	41,119	24,027	110,189	24,900	63,199	263,434
106	66,666	38,954	178,644	40,369	102,463	427,096
107	65,751	38,420	176,195	39,815	101,057	421,239
108	42,746	24,978	114,547	25,885	65,700	273,855
Total	1,982,363	1,158,351	5,312,153	1,200,409	3,046,831	12,700,107

Table 2.1-4(4) Trip Attraction for All Income Group in 2015

C_Zone	Work	School	Home	NHBB	Private	Total
1	61,590	48,760	180,411	39,914	114,058	444,732
2	86,105	37,830	192,847	40,252	115,698	472,733
3	69,290	42,868	177,052	45,151	111,716	446,076
4	19,798	7,665	56,987	1,910	17,747	104,107
5	52,661	37,932	141,875	17,458	69,661	319,587
6	73,120	38,889	187,695	27,935	93,734	421,372
7	34,467	29,551	90,759	18,736	60,057	233,570
8	89,311	38,402	176,246	56,682	120,865	481,506
9	43,233	13,182	93,464	30,718	63,183	243,780
10	30,281	20,428	100,896	10,154	40,201	201,959
11	35,606	41,736	116,742	4,011	50,261	248,356
12	45,081	30,516	117,553	12,154	58,430	263,734
13	43,934	43,361	133,803	12,736	70,052	303,886
14	62,008	34,086	178,653	26,671	83,722	385,141
15	51,691	48,883	161,164	17,699	69,442	348,879
16	74,334	50,178	171,845	30,420	100,230	427,008
17	42,599	34,499	135,162	23,414	63,157	298,831
18	28,688	15,761	84,811	16,528	40,466	186,254
19	139,943	55,009	275,884	120,966	219,481	811,283
20	90,840	47,523	197,651	56,119	130,500	522,632
21	36,425	20,722	109,031	12,302	46,066	224,546
22	39,079	26,669	110,063	16,938	56,310	249,059
23	23,480	13,918	63,687	8,314	29,830	139,229
24	32,815	30,356	96,797	12,985	52,996	225,947
25	29,965	26,459	101,913	9,291	47,100	214,728
26	33,282	20,280	86,638	18,342	49,066	207,607
27	42,454	28,592	111,945	15,932	53,182	252,105
28	14,161	15,548	46,181	1,727	18,249	95,865
29	25,165	18,237	70,754	8,118	33,423	155,697
30	16,714	8,269	45,939	5,065	18,851	94,839
31	23,511	25,276	87,913	16,750	51,278	204,729
32	65,378	20,857	103,751	54,391	84,895	329,272
33	91,666	16,737	160,037	93,293	117,948	479,682
34	19,100	24,330	77,517	4,254	35,406	160,607
35	37,909	17,710	81,033	20,848	51,783	209,284
36	90,997	20,803	136,311	73,041	117,057	438,208
37	65,098	30,768	154,144	36,465	88,831	375,306
38	31,111	17,499	92,186	11,609	40,040	192,445
39	77,482	34,175	159,940	65,654	119,156	456,406
40	50,266	38,526	137,756	28,884	80,178	335,611
41	57,477	23,774	141,808	31,279	68,302	322,640
42	29,687	16,748	77,799	11,866	39,920	176,021
43	30,329	20,441	101,687	6,587	39,648	198,692
44	28,513	24,575	87,108	14,943	48,812	203,950
45	31,417	34,316	110,623	18,171	69,833	264,360
46	33,499	16,233	83,612	9,970	41,772	185,085
47	31,124	19,260	78,944	12,106	40,296	181,729
48	47,904	32,834	114,577	20,179	64,228	279,722
49	67,132	94,297	253,232	53,581	202,932	671,175
50	30,758	18,735	91,553	12,475	44,500	198,022
51	37,605	22,810	108,405	18,393	55,061	242,274
52	65,458	34,103	172,841	47,982	106,179	426,562
53	46,030	45,510	141,774	30,351	102,758	366,423
54	55,655	25,333	142,783	36,744	76,646	337,161
55	25,169	16,337	67,040	3,483	25,197	137,225
56	82,620	29,479	165,139	75,436	124,832	477,506
57	32,236	35,998	141,823	28,083	79,369	317,509
58	29,545	17,326	109,975	9,609	39,490	205,945
59	18,144	16,273	64,703	7,717	31,428	138,266
60	32,375	10,514	69,815	14,372	34,972	162,047
61	13,274	12,208	35,175	5,806	18,463	84,925
62	12,312	21,689	52,904	2,817	22,998	112,720
63	13,898	12,591	43,121	5,981	20,383	95,973
64	23,207	8,027	59,134	21,368	42,634	154,370
65	28,906	17,614	75,251	15,930	42,616	180,317
66	23,771	8,462	49,414	17,752	30,961	130,360
67	29,972	5,098	50,498	16,870	29,567	132,006
68	33,477	11,726	61,006	19,622	41,898	167,729
69	21,681	15,524	74,493	6,252	30,634	148,583
70	25,528	12,249	60,214	13,376	31,153	142,521
71	30,525	12,167	44,651	20,056	41,228	148,628
72	28,857	4,452	58,982	24,975	35,427	152,693
73	23,200	13,307	69,080	17,023	32,241	154,852
74	45,987	15,648	86,267	29,019	55,490	232,412
75	19,374	16,272	63,568	10,844	31,731	141,788
76	13,337	9,387	43,104	2,830	18,456	87,114
77	14,507	10,207	39,894	3,563	19,858	88,030
78	16,421	26,068	91,416	8,399	38,697	181,000
79	38,937	16,286	97,906	28,741	54,090	235,959
80	9,528	12,061	6,105	56	14,965	42,715
81	23,651	11,981	72,912	13,334	32,556	154,434
82	16,010	10,762	31,406	3,834	18,690	80,701
83	15,092	15,157	63,120	3,041	26,485	122,896
84	28,199	16,502	82,776	17,501	41,946	186,923
85	20,320	14,532	60,980	5,231	25,121	126,184
86	28,286	24,283	92,358	14,210	43,400	202,536
87	19,558	18,072	77,702	11,856	33,711	160,898
88	11,120	11,546	34,850	2,398	17,624	77,537
89	23,756	16,889	81,355	10,459	35,630	168,089
90	33,466	16,765	81,681	21,116	47,274	200,301
91	359,967	219,342	937,058	198,378	530,682	2,245,427
92	77,043	46,945	200,557	42,459	113,581	480,585
93	207,336	126,338	539,732	114,263	305,665	1,293,334
94	177,710	108,287	462,615	97,937	261,991	1,108,539
95	68,398	41,678	178,054	37,694	100,836	426,660
96	84,562	51,527	220,129	46,602	124,666	527,485
97	61,699	36,661	160,554	25,326	85,717	369,958
98	124,087	75,905	313,287	55,228	180,376	748,883
99	565,841	344,792	1,472,989	311,836	834,195	3,529,654
100	333,314	203,102	867,675	183,690	491,390	2,079,171
101	148,192	90,299	385,770	81,669	218,472	924,402
102	127,871	77,916	332,868	70,470	188,513	797,638
103	152,454	92,896	396,866	84,018	224,756	950,991
104	345,000	210,222	898,096	190,130	508,617	2,152,066
105	147,915	90,132	385,052	81,516	218,065	922,679
106	239,810	146,126	624,268	132,159	353,540	1,495,905
107	236,521	144,122	615,706	130,347	348,692	1,475,388
108	153,766	93,697	400,281	84,741	226,691	959,176
Total	7,130,958	4,345,199	18,563,153	3,929,884	10,512,853	44,482,047

Table 2.1-5(1) Trip Generation for Low Income Group in 2020

C_Zone	Work	School	Home	NHBB	Private	Total
1	2,976	3,025	27,640	5,617	8,547	47,805
2	26,555	11,287	54,580	12,124	34,979	139,526
3	17,884	6,304	57,094	11,815	23,892	116,989
4	12,616	7,378	2,784	507	12,343	35,629
5	12,106	7,450	21,363	3,794	13,629	58,342
6	28,445	14,619	42,326	8,825	32,884	127,099
7	5,253	3,064	22,145	3,627	8,557	42,646
8	18,358	9,207	56,017	12,042	23,996	119,620
9	4,362	2,809	23,994	6,520	10,717	48,401
10	5,028	2,655	10,611	1,694	6,102	26,091
11	7,351	6,136	14,062	733	7,629	35,912
12	9,622	5,629	18,796	3,910	11,265	49,222
13	8,451	7,688	18,221	2,504	11,790	48,653
14	14,235	6,636	29,459	6,194	18,981	75,506
15	23,510	17,441	27,335	3,576	25,961	97,823
16	11,906	8,453	39,478	7,476	18,130	85,442
17	12,919	10,955	24,736	3,567	16,860	69,038
18	1,279	475	4,524	1,200	2,056	9,535
19	15,168	8,189	57,196	13,981	27,682	122,216
20	24,075	5,223	57,463	11,788	25,534	124,084
21	5,290	2,171	8,754	1,701	6,621	24,536
22	5,657	3,638	10,189	2,128	7,975	29,587
23	4,006	2,774	6,894	1,308	5,201	20,183
24	4,426	4,868	15,232	1,902	7,138	33,565
25	5,064	3,516	9,602	1,553	6,991	26,725
26	6,693	4,146	16,843	3,256	9,348	40,286
27	11,286	8,869	20,284	3,036	13,783	57,258
28	11,483	6,643	9,537	833	10,773	39,270
29	8,797	6,993	13,706	2,005	11,316	42,818
30	7,130	3,920	7,646	1,211	7,893	27,798
31	3,631	2,160	16,417	2,614	5,806	30,628
32	2,374	1,747	22,284	5,046	7,339	38,791
33	3,418	4,561	31,763	7,873	11,965	59,580
34	4,735	4,226	6,093	446	6,121	21,621
35	5,001	2,790	17,096	3,924	8,334	37,145
36	4,067	3,259	42,787	11,314	14,533	75,960
37	25,543	14,938	49,654	10,931	33,395	134,462
38	12,311	5,844	14,796	2,898	13,542	49,391
39	4,560	4,019	49,727	10,783	14,980	84,069
40	10,071	5,707	34,353	5,683	14,499	70,312
41	9,095	8,223	19,436	4,371	13,569	54,694
42	7,594	5,649	13,358	2,576	10,120	39,298
43	5,979	2,465	7,057	1,401	6,092	22,994
44	2,967	1,961	16,825	2,655	5,482	29,889
45	4,564	3,748	18,294	3,096	7,758	37,461
46	6,036	2,914	13,538	2,839	8,536	33,864
47	12,851	7,435	20,129	3,245	15,271	58,931
48	21,533	9,891	28,874	4,882	22,226	87,407
49	4,020	2,896	44,590	8,074	11,548	71,128
50	6,186	3,455	10,531	2,397	8,086	30,655
51	2,886	1,808	10,220	1,811	4,578	21,304
52	5,272	4,761	46,463	10,501	15,251	82,248
53	5,023	2,690	24,304	4,488	8,832	45,338
54	10,227	4,974	27,583	5,631	14,005	62,420
55	8,287	4,731	3,859	496	7,423	24,797
56	3,254	3,986	43,834	10,866	13,840	75,780
57	3,576	3,546	21,047	3,633	7,733	39,536
58	11,815	5,665	8,682	1,575	11,588	39,325
59	7,954	2,630	14,563	2,030	9,785	36,963
60	12,657	6,088	19,004	3,939	14,399	56,087
61	3,537	2,928	12,032	1,676	5,029	25,203
62	7,592	5,019	7,010	372	7,095	27,088
63	3,040	2,327	10,682	1,225	4,151	21,426
64	2,946	1,561	22,225	5,817	7,898	40,446
65	5,044	3,125	12,691	2,453	7,044	30,357
66	2,544	2,467	5,519	1,208	4,197	15,937
67	6,215	2,402	11,150	3,000	6,816	29,582
68	3,110	1,146	12,807	3,119	5,287	25,469
69	4,351	3,313	5,255	676	5,231	18,826
70	3,774	2,994	7,672	1,579	5,694	21,712
71	4,219	2,195	15,538	3,632	6,778	32,362
72	2,069	1,944	10,615	2,961	5,481	23,071
73	2,330	1,284	12,929	1,846	3,765	22,154
74	3,778	2,055	14,910	3,041	6,299	30,082
75	3,433	1,975	9,996	1,448	4,230	21,081
76	3,213	2,637	3,384	509	3,919	13,661
77	2,171	1,938	2,491	416	2,977	9,993
78	2,402	1,370	12,370	1,016	3,085	20,243
79	2,891	1,335	16,777	3,467	5,838	30,308
80	0	1,921	230	40	1,691	3,881
81	4,394	2,696	8,394	1,530	5,611	22,626
82	4,200	3,344	5,190	715	5,302	18,749
83	4,289	2,173	4,434	520	4,716	16,132
84	5,013	3,943	16,652	3,102	8,525	37,235
85	3,376	3,284	5,740	598	4,761	17,759
86	8,323	6,457	19,931	3,044	10,942	48,697
87	5,196	3,414	7,129	962	6,428	23,129
88	4,538	3,316	6,336	611	5,489	20,290
89	4,980	2,761	10,810	2,004	6,728	27,283
90	4,822	4,191	13,351	2,959	8,405	33,728
91	81,826	50,687	205,895	39,800	114,280	492,488
92	17,639	10,926	44,382	8,579	24,634	106,160
93	54,982	34,058	138,347	26,742	76,788	330,918
94	40,913	25,343	102,948	19,900	57,140	246,245
95	15,754	9,759	39,641	7,663	22,002	94,818
96	25,562	15,834	64,320	12,433	35,700	153,849
97	24,552	17,682	46,885	7,394	33,483	129,995
98	34,546	25,972	75,903	12,747	50,224	199,392
99	112,744	69,839	283,693	54,838	157,460	678,575
100	69,643	43,140	175,239	33,874	97,265	419,162
101	30,239	18,732	76,089	14,708	42,232	182,000
102	31,659	19,611	79,662	15,399	44,215	190,546
103	34,330	21,265	86,383	16,698	47,946	206,622
104	70,398	43,608	177,139	34,241	98,319	423,706
105	33,894	20,995	85,286	16,486	47,337	203,998
106	50,790	31,462	127,799	24,704	70,933	305,688
107	49,747	30,815	125,175	24,196	69,477	299,411
108	34,133	21,143	85,887	16,602	47,671	205,437
Total	1,490,560	923,316	3,750,601	724,995	2,081,730	8,971,201

Table 2.1-5(2) Trip Generation for Middle Income Group in 2020

C_Zone	Work	School	Home	NHBB	Private	Total
1	21,214	15,912	103,305	17,580	36,606	194,616
2	44,936	22,713	68,747	17,760	61,541	215,697
3	25,992	16,104	115,602	23,165	42,387	223,249
4	20,397	7,438	3,388	1,147	17,854	50,223
5	38,293	27,123	51,356	8,136	46,500	171,408
6	45,286	27,765	44,598	11,878	58,232	187,757
7	20,895	12,789	71,367	11,393	31,127	147,572
8	35,459	15,590	123,555	28,276	50,011	252,891
9	16,151	9,900	48,315	16,987	32,285	123,638
10	22,322	12,691	28,750	4,827	25,915	94,505
11	35,772	25,920	60,672	2,101	37,204	161,669
12	34,552	24,999	26,879	5,121	41,516	133,067
13	33,792	27,321	59,250	5,627	44,999	170,989
14	39,026	24,890	56,317	13,362	54,534	188,129
15	42,629	37,885	67,428	11,604	59,210	218,757
16	45,839	33,811	73,840	13,724	60,297	227,511
17	24,638	18,943	66,114	13,352	38,161	161,208
18	10,956	8,822	23,184	6,051	16,955	65,968
19	16,978	6,397	201,602	55,504	58,565	339,047
20	32,117	17,053	134,223	24,510	47,642	255,545
21	28,503	17,617	48,350	6,788	37,050	138,308
22	28,632	22,300	41,057	10,405	42,592	144,987
23	16,163	10,776	13,873	3,547	21,105	65,465
24	23,275	16,377	63,086	6,925	32,843	142,506
25	23,427	21,105	31,641	4,694	37,020	117,888
26	17,089	10,659	44,369	9,319	25,601	107,036
27	29,383	17,464	33,729	7,740	35,124	123,441
28	13,117	9,902	2,903	495	15,928	42,345
29	18,757	11,880	18,750	3,976	25,084	78,448
30	13,172	4,990	10,526	2,664	14,121	45,474
31	10,238	7,156	69,734	9,854	19,038	116,020
32	16,170	10,921	85,522	28,017	40,469	181,100
33	8,348	3,429	149,344	50,024	45,560	256,706
34	19,148	17,694	33,111	3,478	29,415	102,846
35	17,567	11,021	35,392	9,520	26,590	100,089
36	15,870	9,714	98,915	33,442	41,514	199,455
37	22,452	16,594	52,565	13,844	36,218	141,673
38	19,995	12,343	20,184	4,894	26,161	83,578
39	12,896	8,986	136,506	32,366	39,603	230,358
40	20,953	14,473	71,518	12,765	33,797	153,506
41	33,415	18,922	59,133	17,621	44,540	173,631
42	17,845	9,979	24,640	4,749	23,251	80,464
43	26,822	18,213	15,240	3,407	33,639	97,321
44	14,459	9,601	46,058	6,985	21,616	98,719
45	16,050	9,964	71,571	9,738	24,750	132,073
46	24,387	11,323	22,824	4,060	27,989	90,582
47	21,479	9,720	23,814	6,453	25,586	87,051
48	28,110	18,648	41,324	8,649	36,710	133,442
49	13,514	6,383	227,595	25,326	31,960	304,778
50	20,271	13,569	31,633	6,106	28,074	99,652
51	24,775	11,351	59,080	10,609	30,979	136,795
52	16,001	11,689	120,101	22,488	35,081	205,360
53	14,322	7,854	102,621	12,897	25,300	162,994
54	22,680	11,983	70,843	18,944	37,577	162,027
55	23,406	15,301	4,588	1,072	23,573	67,940
56	16,004	11,883	142,488	41,748	47,867	259,990
57	7,297	5,738	106,365	15,206	19,888	154,494
58	23,492	11,942	19,540	5,382	28,572	88,927
59	10,904	3,557	29,764	3,574	13,194	60,992
60	18,133	5,361	22,190	6,361	18,481	70,526
61	8,011	5,800	14,328	2,878	10,401	41,419
62	12,141	14,548	26,770	2,233	17,505	73,198
63	8,772	3,801	24,442	2,959	9,832	49,806
64	7,743	4,128	43,131	14,803	19,207	89,012
65	12,878	8,033	33,437	7,023	19,293	80,663
66	11,780	6,501	31,965	11,260	21,568	83,074
67	11,949	4,454	21,742	6,759	13,775	58,680
68	14,128	6,742	31,275	8,816	19,756	80,717
69	18,530	9,469	20,894	3,670	21,419	73,982
70	12,414	8,519	20,921	5,664	17,739	65,257
71	8,747	4,970	27,075	8,239	14,255	63,287
72	7,316	3,632	37,687	13,803	17,897	80,335
73	7,810	4,169	61,319	8,653	15,185	97,136
74	18,040	7,986	56,930	13,190	28,839	124,984
75	10,164	6,473	37,716	5,607	14,529	74,489
76	11,238	6,369	5,471	1,052	13,399	37,529
77	13,242	8,362	11,394	2,256	16,496	51,750
78	8,724	6,903	78,869	3,858	12,818	111,172
79	16,810	8,597	76,734	17,066	30,195	149,402
80	10,621	13,363	0	0	16,955	40,939
81	15,432	7,514	33,258	8,694	22,520	87,418
82	12,323	8,296	3,990	1,085	14,796	40,490
83	13,420	9,327	20,996	1,415	18,265	63,423
84	13,505	8,347	47,578	9,642	23,048	102,120
85	18,156	11,347	16,050	3,198	22,626	71,377
86	14,361	11,258	40,241	6,388	21,222	93,471
87	14,601	12,993	32,801	9,125	26,209	95,729
88	10,258	6,773	12,611	1,517	14,085	45,243
89	13,798	10,096	25,163	4,571	20,117	73,744
90	17,625	12,867	44,833	12,552	31,049	118,926
91	208,918	130,308	542,426	113,925	312,975	1,308,553
92	45,034	28,089	116,923	24,557	67,464	282,067
93	140,378	87,558	364,471	76,550	210,297	879,253
94	104,460	65,155	271,213	56,963	156,488	654,278
95	40,222	25,088	104,432	21,934	60,256	251,932
96	65,264	40,707	169,450	35,589	97,770	408,781
97	44,072	17,475	64,640	15,501	62,124	203,812
98	85,543	41,001	145,697	33,421	124,133	429,795
99	287,858	179,546	747,384	156,972	431,233	1,802,993
100	177,811	110,906	461,663	96,963	266,375	1,113,719
101	77,206	48,155	200,455	42,101	115,660	483,577
102	80,832	50,417	209,869	44,079	121,092	506,288
103	87,650	54,670	227,572	47,797	131,307	548,996
104	179,739	112,109	466,668	98,014	269,263	1,125,793
105	86,537	53,976	224,681	47,190	129,639	542,022
106	129,675	80,882	336,684	70,713	194,263	812,217
107	127,012	79,221	329,770	69,261	190,274	795,538
108	87,149	54,357	226,267	47,523	130,555	545,850
Total	3,805,658	2,373,708	9,880,864	2,075,268	5,701,168	23,836,667

Table 2.1-5(3) Trip Generation for High Income Group in 2020

C_Zone	Work	School	Home	NHBB	Private	Total
1	49,638	26,923	149,058	24,964	68,682	319,264
2	27,093	10,633	38,849	11,282	37,350	125,206
3	16,313	11,901	69,926	12,067	26,488	136,695
4	4,591	2,464	524	268	6,953	14,799
5	37,891	19,389	36,130	7,443	44,601	145,455
6	37,152	17,775	22,960	7,558	43,170	128,614
7	5,360	2,746	44,359	5,318	9,474	67,258
8	16,287	5,165	80,869	22,227	28,674	153,222
9	18,762	10,357	27,280	9,795	29,114	95,309
10	33,095	21,230	27,617	5,298	42,825	130,065
11	23,768	12,601	33,711	1,693	26,242	98,014
12	39,148	25,651	17,004	3,202	45,841	130,846
13	26,756	15,730	50,234	6,415	35,504	134,639
14	49,974	23,238	32,120	9,251	59,689	174,271
15	10,510	6,345	10,450	3,558	14,539	45,403
16	42,481	22,551	47,919	11,731	51,616	176,298
17	19,490	8,558	41,613	9,923	24,796	104,379
18	36,307	23,138	56,255	14,425	50,606	180,732
19	25,904	10,940	304,951	79,154	84,492	505,441
20	19,325	5,322	112,151	27,040	35,694	199,531
21	25,892	12,506	19,573	5,894	35,924	99,790
22	26,473	20,601	28,595	7,133	39,384	122,186
23	20,028	9,213	17,308	5,061	27,964	79,574
24	12,755	5,364	41,299	6,319	18,642	84,380
25	24,559	16,154	22,116	4,466	38,728	106,023
26	15,022	8,055	37,748	8,650	22,739	92,214
27	27,203	15,140	28,268	7,279	32,814	110,703
28	2,264	3,645	2,410	176	4,572	13,067
29	12,552	4,787	9,799	2,683	14,697	44,517
30	7,701	3,247	4,884	1,510	8,802	26,144
31	8,099	3,556	57,896	6,555	13,878	89,986
32	9,424	8,754	89,659	34,085	36,182	178,104
33	6,174	4,970	144,868	57,458	47,652	261,123
34	14,563	10,822	17,946	802	18,719	62,852
35	18,241	8,532	36,158	10,457	28,881	102,269
36	19,494	11,522	109,377	41,733	51,804	233,929
37	11,381	8,071	40,328	13,389	23,761	96,931
38	16,564	10,667	16,079	4,849	26,178	74,336
39	10,957	6,892	115,816	33,059	37,138	203,861
40	26,803	13,014	72,220	14,538	37,148	163,724
41	37,471	14,611	37,036	14,397	46,327	149,842
42	14,117	8,264	25,080	6,128	22,575	76,164
43	43,720	26,026	12,090	2,413	48,605	132,855
44	18,456	11,091	48,023	7,613	28,829	114,012
45	17,450	11,765	84,305	7,847	25,107	146,474
46	27,057	9,681	15,970	3,607	30,214	86,529
47	8,267	3,220	13,185	2,741	10,305	37,718
48	6,174	4,970	34,365	8,566	14,454	68,531
49	28,758	9,661	334,445	30,016	46,069	448,950
50	23,885	13,811	27,041	5,596	31,846	102,179
51	29,465	10,992	52,671	9,755	37,194	140,076
52	27,169	15,776	89,039	20,128	44,956	197,068
53	19,964	9,566	151,432	19,160	36,079	236,200
54	31,746	13,397	60,468	18,239	44,576	168,426
55	25,543	12,911	7,837	2,796	26,759	75,847
56	14,038	9,477	113,194	35,044	41,474	213,226
57	18,496	11,088	114,562	14,386	31,347	189,879
58	31,330	16,319	21,050	3,968	39,590	112,256
59	7,318	1,684	27,820	2,565	7,961	47,348
60	7,204	3,443	10,657	4,837	10,357	36,499
61	6,549	3,046	6,998	1,353	7,381	25,327
62	5,987	0	13,955	462	3,264	23,668
63	8,578	2,844	16,994	2,477	8,676	39,570
64	7,159	3,919	6,230	0	7,782	25,089
65	11,320	6,070	28,447	6,518	17,136	69,492
66	5,618	2,584	22,786	9,184	13,008	53,180
67	14,512	4,304	19,826	10,125	17,977	66,743
68	13,873	6,768	35,157	11,270	24,213	91,281
69	20,585	15,092	22,477	3,098	28,170	89,423
70	15,581	9,407	27,410	9,326	23,916	85,640
71	6,087	1,960	40,000	11,617	13,527	73,191
72	7,731	5,186	27,197	12,990	19,487	72,590
73	5,513	2,466	33,032	10,254	12,154	63,419
74	13,838	4,409	54,471	19,830	29,338	121,888
75	13,318	6,014	33,345	5,819	17,162	75,659
76	17,298	6,329	11,676	1,799	18,252	55,353
77	11,300	7,029	9,393	1,476	14,531	43,728
78	8,239	3,659	55,233	5,392	13,128	85,651
79	11,322	7,216	40,288	13,214	22,935	94,975
80	0	0	0	0	0	0
81	16,240	8,158	18,776	5,242	22,372	70,789
82	6,157	2,253	8,515	2,844	9,142	28,911
83	15,442	9,234	19,686	1,602	20,408	66,372
84	11,041	6,255	25,947	6,943	18,124	68,311
85	16,896	10,634	8,269	2,351	22,470	60,620
86	15,984	9,138	32,763	6,474	22,402	86,760
87	14,136	11,380	17,970	3,614	21,400	68,501
88	2,637	2,426	6,552	285	3,900	15,801
89	21,280	14,480	26,134	5,449	31,193	98,537
90	9,576	9,750	24,927	8,807	20,285	73,345
91	183,648	98,476	461,487	105,745	277,990	1,127,347
92	39,587	21,227	99,478	22,794	59,923	243,009
93	123,399	66,169	310,089	71,054	186,790	757,500
94	91,825	49,238	230,747	52,873	138,996	563,679
95	35,357	18,959	88,849	20,359	53,520	217,044
96	57,370	30,763	144,165	33,034	86,842	352,173
97	1,383	3,341	6,099	1,711	4,596	17,130
98	23,727	14,856	55,486	11,492	36,543	142,103
99	253,040	135,686	635,864	145,701	383,030	1,553,321
100	156,304	83,814	392,776	90,000	236,599	959,493
101	67,867	36,391	170,542	39,078	102,731	416,609
102	71,055	38,101	178,553	40,913	107,556	436,178
103	77,048	41,315	193,613	44,365	116,629	472,970
104	157,999	84,723	397,033	90,976	239,165	969,896
105	76,070	40,790	191,156	43,801	115,148	466,964
106	113,991	61,124	286,446	65,636	172,549	699,747
107	111,650	59,869	280,563	64,288	169,005	685,375
108	76,608	41,079	192,506	44,111	115,962	470,266
Total	3,345,347	1,793,854	8,406,500	1,926,261	5,063,888	20,535,850

Table 2.1-5(4) Trip Generation for All Income Group in 2020

C_Zone	Work	School	Home	NHBB	Private	Total
1	73,828	45,859	280,004	48,160	113,834	561,686
2	98,583	44,632	162,176	41,166	133,871	480,428
3	60,189	34,309	242,622	47,047	92,766	476,933
4	37,604	17,281	6,696	1,922	37,149	100,651
5	88,290	53,962	108,850	19,373	104,730	375,205
6	110,882	60,158	109,883	28,261	134,285	443,470
7	31,508	18,600	137,872	20,338	49,157	257,476
8	70,103	29,962	260,441	62,545	102,681	525,732
9	39,275	23,065	99,589	33,302	72,116	267,348
10	60,444	36,577	66,978	11,819	74,842	250,661
11	66,892	44,657	108,445	4,527	71,075	295,595
12	83,322	56,280	62,679	12,233	98,622	313,135
13	68,999	50,739	127,704	14,546	92,293	354,281
14	103,235	54,764	117,896	28,807	133,204	437,906
15	76,649	61,671	105,212	18,739	99,711	361,982
16	100,226	64,814	161,237	32,932	130,043	489,251
17	57,048	38,457	132,463	26,842	79,817	334,625
18	48,542	32,436	83,964	21,676	69,617	256,235
19	58,050	25,526	563,749	148,639	170,738	966,704
20	75,517	27,598	303,837	63,338	108,870	579,160
21	59,685	32,294	76,677	14,384	79,595	262,634
22	60,763	46,539	79,841	19,666	89,952	296,761
23	40,198	22,763	38,075	9,916	54,270	165,222
24	40,456	26,608	119,618	15,146	58,623	260,451
25	53,050	40,775	63,359	10,713	82,739	250,636
26	38,804	22,861	98,960	21,224	57,688	239,536
27	67,872	41,474	82,281	18,054	81,722	291,403
28	26,863	20,190	14,850	1,505	31,273	94,682
29	40,106	23,660	42,255	8,664	51,098	165,782
30	28,003	12,157	23,056	5,385	30,816	99,416
31	21,968	12,873	144,047	19,023	38,723	236,634
32	27,969	21,422	197,466	67,148	83,991	397,994
33	17,940	12,961	325,976	115,355	105,178	577,409
34	38,446	32,742	57,150	4,727	54,255	187,319
35	40,809	22,343	88,645	23,901	63,805	239,503
36	39,431	24,494	251,079	86,489	107,851	509,344
37	59,376	39,603	142,548	38,164	93,375	373,066
38	48,870	28,854	51,059	12,641	65,882	207,306
39	28,413	19,897	302,049	76,207	91,721	518,288
40	57,827	33,194	178,090	32,986	85,444	387,542
41	79,981	41,756	115,606	36,389	104,435	378,167
42	39,557	23,892	63,077	13,453	55,946	195,925
43	76,520	46,703	34,388	7,222	88,336	253,169
44	35,882	22,653	110,906	17,252	55,927	242,620
45	38,064	25,477	174,170	20,682	57,615	316,007
46	57,480	23,918	52,332	10,506	66,739	210,975
47	42,597	20,375	57,128	12,439	51,162	183,701
48	55,818	33,510	104,564	22,098	73,390	289,379
49	46,292	18,940	606,629	63,417	89,577	824,855
50	50,341	30,836	69,205	14,099	68,005	232,486
51	57,126	24,150	121,971	22,175	72,751	298,175
52	48,442	32,226	255,603	53,117	95,288	484,676
53	39,309	20,111	278,357	36,545	70,210	444,532
54	64,653	30,355	158,894	42,813	96,158	392,873
55	57,236	32,944	16,285	4,364	57,755	168,584
56	33,295	25,347	299,516	87,658	103,181	548,997
57	29,369	20,372	241,974	33,226	58,969	383,910
58	66,636	33,926	49,271	10,925	79,750	240,508
59	26,177	7,870	72,147	8,169	30,940	145,303
60	37,994	14,892	51,851	15,137	43,236	163,112
61	18,098	11,774	33,359	5,907	22,812	91,949
62	25,720	19,568	47,734	3,068	27,864	123,954
63	20,390	8,972	52,118	6,661	22,660	110,801
64	17,847	9,608	71,587	20,620	34,886	154,547
65	29,242	17,228	74,575	15,994	43,473	180,513
66	19,942	11,552	60,271	21,652	38,774	152,191
67	32,676	11,159	52,718	19,883	38,568	155,005
68	31,110	14,656	79,239	23,206	49,255	197,467
69	43,467	27,874	48,626	7,445	54,820	182,231
70	31,768	20,920	56,002	16,569	47,349	172,609
71	19,054	9,125	82,613	23,488	34,561	168,840
72	17,116	10,762	75,499	29,755	42,865	175,997
73	15,654	7,918	107,280	20,753	31,104	182,709
74	35,656	14,450	126,311	36,061	64,476	276,954
75	26,915	14,462	81,057	12,875	35,921	171,229
76	31,748	15,335	20,531	3,359	35,570	106,543
77	26,713	17,329	23,277	4,149	34,004	105,471
78	19,364	11,932	146,472	10,267	29,031	217,066
79	31,023	17,147	133,799	33,747	58,969	274,685
80	10,621	15,284	230	40	18,646	44,820
81	36,066	18,368	60,428	15,466	50,503	180,832
82	22,680	13,893	17,695	4,644	29,239	88,151
83	33,151	20,734	45,116	3,537	43,389	145,927
84	29,560	18,545	90,177	19,687	49,697	207,665
85	38,428	25,265	30,059	6,147	49,858	149,757
86	38,668	26,853	92,935	15,905	54,566	228,927
87	33,933	27,787	57,900	13,702	54,038	187,359
88	17,433	12,514	25,499	2,414	23,474	81,334
89	40,058	27,336	62,107	12,024	58,038	199,564
90	32,023	26,808	83,110	24,318	59,740	225,999
91	474,393	279,472	1,209,808	259,470	705,245	2,928,388
92	102,259	60,242	260,783	55,931	152,020	631,235
93	318,759	187,786	812,906	174,346	473,875	1,967,671
94	237,198	139,736	604,908	129,736	352,624	1,464,202
95	91,332	53,805	232,922	49,955	135,778	563,794
96	148,197	87,304	377,934	81,056	220,312	914,803
97	70,007	38,497	117,624	24,606	100,203	350,937
98	143,816	81,829	277,086	57,659	210,899	771,290
99	653,642	385,071	1,666,941	357,512	971,724	4,034,889
100	403,758	237,861	1,029,678	220,837	600,239	2,492,373
101	175,312	103,278	447,086	95,887	260,623	1,082,186
102	183,545	108,129	468,083	100,391	272,863	1,133,011
103	199,028	117,250	507,569	108,859	295,881	1,228,587
104	408,137	240,439	1,040,841	223,231	606,747	2,519,395
105	196,501	115,761	501,123	107,477	292,124	1,212,985
106	294,456	173,468	750,929	161,053	437,746	1,817,652
107	288,409	169,906	735,508	157,746	428,756	1,780,324
108	197,890	116,579	504,661	108,236	294,187	1,221,553
Total	8,641,565	5,090,878	22,037,965	4,726,524	12,846,786	53,343,718

Table 2.1-6(1) Trip Attraction for Low Income Group in 2020

C_Zone	Work	School	Home	NHBB	Private	Total
1	11,335	6,164	9,134	5,598	15,927	48,158
2	24,467	9,844	64,138	12,083	34,379	144,911
3	23,843	12,253	35,106	11,775	33,502	116,479
4	1,023	754	31,919	505	1,438	35,638
5	7,656	5,999	27,280	3,781	10,757	55,473
6	17,810	8,934	66,631	8,796	25,024	127,195
7	7,319	6,907	14,062	3,615	10,284	42,187
8	24,301	11,009	34,826	12,001	34,146	116,283
9	13,158	1,644	12,739	6,498	18,489	52,529
10	3,419	3,408	12,226	1,688	4,804	25,545
11	1,479	7,926	18,696	730	2,078	30,909
12	7,890	3,989	20,643	3,897	11,086	47,504
13	5,053	6,766	25,515	2,496	7,100	46,930
14	12,499	6,102	35,752	6,173	17,563	78,090
15	7,216	10,557	60,956	3,564	10,139	92,432
16	15,087	10,036	30,306	7,451	21,199	84,079
17	7,199	8,806	36,520	3,555	10,115	66,195
18	2,423	376	2,568	1,196	3,404	9,967
19	28,214	7,441	39,955	13,934	39,643	129,186
20	23,789	12,565	39,584	11,749	33,426	121,113
21	3,432	2,129	13,603	1,695	4,823	25,681
22	4,294	2,143	16,191	2,121	6,034	30,783
23	2,640	1,746	10,754	1,304	3,710	20,153
24	3,839	6,086	14,496	1,896	5,394	31,710
25	3,134	3,039	14,961	1,548	4,403	27,085
26	6,570	4,133	17,103	3,245	9,232	40,281
27	6,126	6,972	29,562	3,026	8,608	54,294
28	1,681	4,618	26,898	830	2,362	36,390
29	4,046	4,816	25,472	1,998	5,685	42,017
30	2,443	2,478	18,227	1,207	3,433	27,788
31	5,275	5,289	9,166	2,605	7,411	29,746
32	10,182	3,804	7,295	5,029	14,307	40,617
33	15,888	3,887	12,763	7,846	22,324	62,708
34	901	3,143	15,348	445	1,266	21,103
35	7,919	2,799	12,732	3,911	11,126	38,486
36	22,832	3,639	11,189	11,276	32,081	81,017
37	22,059	9,179	62,819	10,894	30,996	135,947
38	5,848	3,545	29,255	2,888	8,217	49,752
39	21,759	9,563	13,700	10,746	30,574	86,343
40	11,467	10,588	24,966	5,663	16,113	68,798
41	8,820	3,386	25,698	4,356	12,393	54,653
42	5,199	3,290	20,850	2,568	7,305	39,212
43	2,828	1,648	12,918	1,397	3,974	22,764
44	5,357	5,475	8,194	2,646	7,527	29,199
45	6,249	5,480	13,222	3,086	8,780	36,817
46	5,729	2,822	15,947	2,829	8,049	35,376
47	6,548	6,396	33,046	3,234	9,200	58,424
48	9,853	8,660	47,700	4,866	13,844	84,924
49	16,294	12,169	11,147	8,047	22,895	70,552
50	4,836	1,771	15,825	2,389	6,796	31,616
51	3,655	2,878	7,842	1,805	5,136	21,317
52	21,192	7,974	15,121	10,466	29,777	84,529
53	9,057	6,437	12,679	4,473	12,726	45,372
54	11,364	6,093	23,767	5,612	15,967	62,802
55	1,001	1,511	18,727	494	1,406	23,139
56	21,928	5,362	10,431	10,829	30,811	79,361
57	7,332	6,145	11,833	3,621	10,302	39,233
58	3,179	2,362	27,261	1,570	4,467	38,839
59	4,097	5,343	21,295	2,023	5,756	38,514
60	7,950	4,064	28,990	3,926	11,170	56,100
61	3,382	4,417	9,388	1,670	4,752	23,609
62	752	3,934	18,147	371	1,056	24,261
63	2,473	4,513	8,138	1,221	3,474	19,819
64	11,738	2,026	6,898	5,797	16,493	42,952
65	4,951	3,114	12,887	2,445	6,956	30,353
66	2,438	1,035	8,303	1,204	3,426	16,408
67	6,053	833	10,928	2,989	8,505	29,309
68	6,295	1,692	6,524	3,109	8,845	26,464
69	1,364	2,055	12,391	674	1,917	18,401
70	3,186	1,666	11,414	1,574	4,477	22,317
71	7,330	2,395	9,270	3,620	10,299	32,914
72	5,976	555	7,436	2,951	8,397	25,316
73	3,725	4,644	5,570	1,840	5,234	21,014
74	6,137	3,300	9,438	3,031	8,623	30,528
75	2,923	3,544	7,799	1,443	4,107	19,815
76	1,026	1,158	9,279	507	1,442	13,413
77	840	759	6,975	415	1,180	10,168
78	2,051	6,134	5,786	1,013	2,882	17,866
79	6,997	3,611	7,149	3,456	9,832	31,044
80	80	67	4,445	40	113	4,744
81	3,088	2,268	11,310	1,525	4,339	22,530
82	1,442	1,924	12,486	712	2,027	18,591
83	1,049	1,848	11,393	518	1,474	16,283
84	6,260	4,349	15,270	3,091	8,795	37,766
85	1,207	2,562	11,322	596	1,695	17,382
86	6,142	6,714	21,907	3,033	8,630	46,427
87	1,942	2,686	14,904	959	2,729	23,220
88	1,234	2,937	13,244	609	1,733	19,757
89	4,043	2,846	13,145	1,997	5,681	27,713
90	5,971	2,423	15,299	2,949	8,391	35,033
91	80,317	50,518	209,075	39,665	112,854	492,429
92	17,313	10,890	45,068	8,550	24,326	106,147
93	53,967	33,945	140,485	26,652	75,830	330,879
94	40,159	25,259	104,538	19,833	56,427	246,216
95	15,463	9,726	40,253	7,637	21,728	94,806
96	25,090	15,782	65,314	12,391	35,254	153,831
97	14,920	15,267	71,766	7,369	20,965	130,286
98	25,724	22,962	103,567	12,704	36,145	201,103
99	110,665	69,607	288,074	54,653	155,496	678,495
100	68,359	42,996	177,946	33,760	96,052	419,112
101	29,681	18,669	77,265	14,658	41,705	181,978
102	31,075	19,546	80,892	15,347	43,664	190,523
103	33,697	21,195	87,716	16,642	47,348	206,597
104	69,099	43,463	179,875	34,126	97,092	423,655
105	33,269	20,926	86,603	16,430	46,746	203,974
106	49,853	31,356	129,773	24,621	70,049	305,651
107	48,829	30,713	127,109	24,115	68,610	299,376
108	33,504	21,073	87,214	16,546	47,077	205,413
Total	1,463,062	920,239	3,808,531	722,550	2,055,758	8,970,139

Table 2.1-6(2) Trip Attraction for Middle Income Group in 2020

C_Zone	Work	School	Home	NHBB	Private	Total
1	21,214	15,912	103,305	17,580	36,606	194,616
2	44,936	22,713	68,747	17,760	61,541	215,697
3	25,992	16,104	115,602	23,165	42,387	223,249
4	20,397	7,438	3,388	1,147	17,854	50,223
5	38,293	27,123	51,356	8,136	46,500	171,408
6	45,286	27,765	44,598	11,878	58,232	187,757
7	20,895	12,789	71,367	11,393	31,127	147,572
8	35,459	15,590	123,555	28,276	50,011	252,891
9	16,151	9,900	48,315	16,987	32,285	123,638
10	22,322	12,691	28,750	4,827	25,915	94,505
11	35,772	25,920	60,672	2,101	37,204	161,669
12	34,552	24,999	26,879	5,121	41,516	133,067
13	33,792	27,321	59,250	5,627	44,999	170,989
14	39,026	24,890	56,317	13,362	54,534	188,129
15	42,629	37,885	67,428	11,604	59,210	218,757
16	45,839	33,811	73,840	13,724	60,297	227,511
17	24,638	18,943	66,114	13,352	38,161	161,208
18	10,956	8,822	23,184	6,051	16,955	65,968
19	16,978	6,397	201,602	55,504	58,565	339,047
20	32,117	17,053	134,223	24,510	47,642	255,545
21	28,503	17,617	48,350	6,788	37,050	138,308
22	28,632	22,300	41,057	10,405	42,592	144,987
23	16,163	10,776	13,873	3,547	21,105	65,465
24	23,275	16,377	63,086	6,925	32,843	142,506
25	23,427	21,105	31,641	4,694	37,020	117,888
26	17,089	10,659	44,369	9,319	25,601	107,036
27	29,383	17,464	33,729	7,740	35,124	123,441
28	13,117	9,902	2,903	495	15,928	42,345
29	18,757	11,880	18,750	3,976	25,084	78,448
30	13,172	4,990	10,526	2,664	14,121	45,474
31	10,238	7,156	69,734	9,854	19,038	116,020
32	16,170	10,921	85,522	28,017	40,469	181,100
33	8,348	3,429	149,344	50,024	45,560	256,706
34	19,148	17,694	33,111	3,478	29,415	102,846
35	17,567	11,021	35,392	9,520	26,590	100,089
36	15,870	9,714	98,915	33,442	41,514	199,455
37	22,452	16,594	52,565	13,844	36,218	141,673
38	19,995	12,343	20,184	4,894	26,161	83,578
39	12,896	8,986	136,506	32,366	39,603	230,358
40	20,953	14,473	71,518	12,765	33,797	153,506
41	33,415	18,922	59,133	17,621	44,540	173,631
42	17,845	9,979	24,640	4,749	23,251	80,464
43	26,822	18,213	15,240	3,407	33,639	97,321
44	14,459	9,601	46,058	6,985	21,616	98,719
45	16,050	9,964	71,571	9,738	24,750	132,073
46	24,387	11,323	22,824	4,060	27,989	90,582
47	21,479	9,720	23,814	6,453	25,586	87,051
48	28,110	18,648	41,324	8,649	36,710	133,442
49	13,514	6,383	227,595	25,326	31,960	304,778
50	20,271	13,569	31,633	6,106	28,074	99,652
51	24,775	11,351	59,080	10,609	30,979	136,795
52	16,001	11,689	120,101	22,488	35,081	205,360
53	14,322	7,854	102,621	12,897	25,300	162,994
54	22,680	11,983	70,843	18,944	37,577	162,027
55	23,406	15,301	4,588	1,072	23,573	67,940
56	16,004	11,883	142,488	41,748	47,867	259,990
57	7,297	5,738	106,365	15,206	19,888	154,494
58	23,492	11,942	19,540	5,382	28,572	88,927
59	10,904	3,557	29,764	3,574	13,194	60,992
60	18,133	5,361	22,190	6,361	18,481	70,526
61	8,011	5,800	14,328	2,878	10,401	41,419
62	12,141	14,548	26,770	2,233	17,505	73,198
63	8,772	3,801	24,442	2,959	9,832	49,806
64	7,743	4,128	43,131	14,803	19,207	89,012
65	12,878	8,033	33,437	7,023	19,293	80,663
66	11,780	6,501	31,965	11,260	21,568	83,074
67	11,949	4,454	21,742	6,759	13,775	58,680
68	14,128	6,742	31,275	8,816	19,756	80,717
69	18,530	9,469	20,894	3,670	21,419	73,982
70	12,414	8,519	20,921	5,664	17,739	65,257
71	8,747	4,970	27,075	8,239	14,255	63,287
72	7,316	3,632	37,687	13,803	17,897	80,335
73	7,810	4,169	61,319	8,653	15,185	97,136
74	18,040	7,986	56,930	13,190	28,839	124,984
75	10,164	6,473	37,716	5,607	14,529	74,489
76	11,238	6,369	5,471	1,052	13,399	37,529
77	13,242	8,362	11,394	2,256	16,496	51,750
78	8,724	6,903	78,869	3,858	12,818	111,172
79	16,810	8,597	76,734	17,066	30,195	149,402
80	10,621	13,363	0	0	16,955	40,939
81	15,432	7,514	33,258	8,694	22,520	87,418
82	12,323	8,296	3,990	1,085	14,796	40,490
83	13,420	9,327	20,996	1,415	18,265	63,423
84	13,505	8,347	47,578	9,642	23,048	102,120
85	18,156	11,347	16,050	3,198	22,626	71,377
86	14,361	11,258	40,241	6,388	21,222	93,471
87	14,601	12,993	32,801	9,125	26,209	95,729
88	10,258	6,773	12,611	1,517	14,085	45,243
89	13,798	10,096	25,163	4,571	20,117	73,744
90	17,625	12,867	44,833	12,552	31,049	118,926
91	208,918	130,308	542,426	113,925	312,975	1,308,553
92	45,034	28,089	116,923	24,557	67,464	282,067
93	140,378	87,558	364,471	76,550	210,297	879,253
94	104,460	65,155	271,213	56,963	156,488	654,278
95	40,222	25,088	104,432	21,934	60,256	251,932
96	65,264	40,707	169,450	35,589	97,770	408,781
97	44,072	17,475	64,640	15,501	62,124	203,812
98	85,543	41,001	145,697	33,421	124,133	429,795
99	287,858	179,546	747,384	156,972	431,233	1,802,993
100	177,811	110,906	461,663	96,963	266,375	1,113,719
101	77,206	48,155	200,455	42,101	115,660	483,577
102	80,832	50,417	209,869	44,079	121,092	506,288
103	87,650	54,670	227,572	47,797	131,307	548,996
104	179,739	112,109	466,668	98,014	269,263	1,125,793
105	86,537	53,976	224,681	47,190	129,639	542,022
106	129,675	80,882	336,684	70,713	194,263	812,217
107	127,012	79,221	329,770	69,261	190,274	795,538
108	87,149	54,357	226,267	47,523	130,555	545,850
Total	3,805,658	2,373,708	9,880,864	2,075,268	5,701,168	23,836,667

Table 2.1-6(3) Trip Attraction for High Income Group in 2020

C_Zone	Work	School	Home	NHBB	Private	Total
1	41,272	38,563	118,619	24,859	94,260	317,573
2	18,652	6,451	68,235	11,234	22,037	126,609
3	19,951	17,822	41,781	12,017	44,030	135,601
4	442	0	15,680	266	236	16,625
5	12,306	8,298	91,280	7,412	22,110	141,405
6	12,496	3,141	87,774	7,526	12,552	123,489
7	8,793	13,067	13,314	5,296	29,170	69,640
8	36,748	14,376	30,337	22,134	46,537	150,133
9	16,194	3,118	51,562	9,754	14,482	95,111
10	8,759	6,638	90,650	5,276	17,108	128,429
11	2,798	11,701	58,072	1,686	23,412	97,669
12	5,294	4,132	101,046	3,189	10,565	124,225
13	10,607	14,502	71,865	6,389	32,824	136,186
14	15,294	5,391	123,312	9,212	18,260	171,470
15	5,883	1,340	27,916	3,544	5,650	44,332
16	19,396	9,603	100,569	11,682	28,338	169,588
17	16,405	8,539	41,347	9,881	24,749	100,922
18	23,849	10,782	93,851	14,365	32,923	175,770
19	130,865	57,726	67,195	78,823	177,961	512,570
20	44,704	22,791	38,787	26,926	66,546	199,753
21	9,745	3,092	73,684	5,870	10,991	103,382
22	11,794	5,631	79,691	7,103	16,840	121,059
23	8,367	2,848	56,589	5,040	9,799	82,643
24	10,447	11,135	32,940	6,292	26,433	87,248
25	7,384	5,147	82,505	4,447	13,581	113,065
26	14,300	8,011	38,647	8,613	22,637	92,209
27	12,034	5,395	64,227	7,248	16,527	105,431
28	292	795	10,309	176	1,644	13,215
29	4,435	1,750	29,705	2,672	5,644	44,206
30	2,496	742	17,948	1,504	2,722	25,412
31	10,838	17,346	21,513	6,528	38,276	94,501
32	56,353	8,821	28,469	33,942	46,593	174,179
33	94,994	12,456	17,070	57,217	74,021	255,758
34	1,326	6,304	42,083	799	12,516	63,028
35	17,289	6,036	49,946	10,413	20,533	104,218
36	68,997	10,647	52,247	41,558	56,759	230,208
37	22,136	5,432	33,315	13,333	21,987	96,202
38	8,016	2,535	52,795	4,828	9,025	77,199
39	54,656	19,664	32,352	32,920	65,999	205,591
40	24,036	16,842	62,474	14,477	44,375	162,205
41	23,803	3,405	83,977	14,337	19,079	144,600
42	10,131	5,035	42,365	6,102	14,838	78,472
43	3,989	2,835	108,735	2,403	7,440	125,403
44	12,586	12,748	54,446	7,581	30,596	117,958
45	12,974	26,538	45,438	7,814	56,635	149,400
46	5,964	3,428	64,167	3,592	9,605	86,757
47	4,532	3,009	19,429	2,730	8,056	37,756
48	14,163	6,772	19,579	8,531	20,242	69,287
49	49,625	106,120	57,997	29,890	225,266	468,899
50	9,252	6,191	64,717	5,573	16,534	102,267
51	16,127	12,923	70,354	9,714	32,813	141,931
52	33,277	19,104	71,488	20,043	53,542	197,453
53	31,677	43,852	52,486	19,079	99,046	246,140
54	30,154	9,529	73,677	18,162	33,940	165,462
55	4,623	909	57,477	2,784	4,170	69,963
56	57,938	17,159	39,174	34,897	63,056	212,225
57	23,785	33,257	49,276	14,326	74,989	195,633
58	6,560	5,112	85,312	3,951	13,077	114,013
59	4,242	8,776	14,282	2,555	18,702	48,555
60	7,997	456	16,145	4,817	5,122	34,537
61	2,237	1,674	14,910	1,347	4,330	24,497
62	764	5,023	6,815	460	9,818	22,881
63	4,096	4,675	16,084	2,467	10,942	38,263
64	0	2,398	18,036	0	4,493	24,927
65	10,777	6,037	29,124	6,491	17,059	69,489
66	15,183	1,849	15,226	9,145	11,565	52,968
67	16,739	0	25,213	10,082	8,932	60,966
68	18,633	5,038	37,804	11,223	19,380	92,078
69	5,123	6,317	60,257	3,085	14,567	89,348
70	15,419	3,522	40,276	9,287	14,824	83,327
71	19,206	6,641	12,473	11,568	22,689	72,578
72	21,477	678	24,054	12,936	12,729	71,873
73	16,953	4,986	11,506	10,211	18,386	62,042
74	32,786	6,021	35,773	19,747	28,772	123,099
75	9,621	8,450	30,321	5,795	20,962	75,148
76	2,974	3,139	39,380	1,791	7,467	54,751
77	2,441	2,503	31,280	1,470	5,991	43,685
78	8,914	17,198	21,666	5,369	36,972	90,119
79	21,847	5,548	31,684	13,159	22,050	94,289
80	0	0	0	0	0	0
81	8,667	3,277	43,334	5,220	10,762	71,260
82	4,703	1,134	16,567	2,833	4,633	29,868
83	2,649	6,370	44,697	1,595	13,347	68,658
84	11,479	4,755	30,724	6,914	15,032	68,903
85	3,888	1,411	48,259	2,342	4,717	60,615
86	10,704	7,732	41,401	6,447	20,195	86,479
87	5,975	4,193	43,728	3,599	11,043	68,539
88	472	2,307	8,576	284	4,574	16,213
89	9,009	5,953	63,444	5,426	15,958	99,790
90	14,561	2,957	32,703	8,770	13,308	72,300
91	174,828	97,941	472,467	105,302	276,751	1,127,289
92	37,686	21,112	101,844	22,699	59,656	242,997
93	117,473	65,810	317,465	70,756	185,958	757,461
94	87,415	48,971	236,235	52,652	138,377	563,650
95	33,659	18,856	90,962	20,273	53,282	217,033
96	54,614	30,596	147,595	32,895	86,455	352,155
97	2,829	1,058	7,872	1,704	3,491	16,954
98	18,999	12,697	66,023	11,444	33,922	143,085
99	240,888	134,949	650,990	145,091	381,324	1,553,242
100	148,797	83,359	402,119	89,623	235,545	959,444
101	64,607	36,194	174,599	38,914	102,273	416,588
102	67,642	37,894	182,800	40,742	107,077	436,156
103	73,348	41,090	198,220	44,179	116,109	472,946
104	150,411	84,262	406,480	90,595	238,098	969,846
105	72,416	40,569	195,704	43,618	114,635	466,941
106	108,516	60,792	293,261	65,361	171,780	699,711
107	106,287	59,544	287,238	64,019	168,252	685,340
108	72,928	40,856	197,086	43,926	115,445	470,241
Total	3,184,681	1,784,110	8,606,493	1,918,188	5,041,329	20,534,800

Table 2.1-6(4) Trip Attraction for All Income Group in 2020

C_Zone	Work	School	Home	NHBB	Private	Total
1	73,821	60,639	231,059	48,037	146,792	560,348
2	88,054	39,008	201,119	41,078	117,957	487,216
3	69,786	46,179	192,489	46,957	119,919	475,329
4	21,862	8,192	50,986	1,919	19,527	102,486
5	58,255	41,419	169,917	19,329	79,367	368,286
6	75,591	39,840	199,003	28,200	95,808	438,442
7	37,007	32,764	98,744	20,304	70,581	259,400
8	96,508	40,975	188,718	62,411	130,694	519,306
9	45,504	14,662	112,617	33,239	65,256	271,278
10	34,499	22,737	131,626	11,791	47,826	248,480
11	40,049	45,547	137,440	4,517	62,694	290,247
12	47,736	33,119	148,568	12,206	63,167	304,796
13	49,452	48,588	156,629	14,511	84,924	354,104
14	66,820	36,384	215,382	28,747	90,357	437,690
15	55,729	49,782	156,300	18,712	74,999	355,521
16	80,321	53,450	204,715	32,857	109,835	481,178
17	48,242	36,289	143,981	26,788	73,025	328,325
18	37,227	19,980	119,604	21,612	53,282	251,705
19	176,057	71,565	308,752	148,260	276,170	980,803
20	100,610	52,409	212,594	63,185	147,613	576,411
21	41,681	22,837	135,637	14,353	52,864	267,371
22	44,720	30,074	136,939	19,629	65,466	296,828
23	27,171	15,371	81,216	9,890	34,614	168,261
24	37,560	33,598	110,522	15,113	64,670	261,464
25	33,945	29,292	129,107	10,689	55,005	258,038
26	37,959	22,803	100,118	21,177	57,470	239,526
27	47,543	29,832	127,518	18,013	60,260	283,166
28	15,090	15,314	40,111	1,501	19,935	91,950
29	27,238	18,446	73,927	8,646	36,413	164,670
30	18,112	8,210	46,701	5,374	20,276	98,674
31	26,351	29,791	100,412	18,987	64,726	240,267
32	82,705	23,546	121,286	66,988	101,370	395,896
33	119,230	19,772	179,177	115,087	141,905	575,173
34	21,375	27,141	90,542	4,722	43,197	186,976
35	42,775	19,856	98,070	23,844	58,249	242,793
36	107,699	24,000	162,350	86,276	130,354	510,680
37	66,647	31,205	148,699	38,071	89,201	373,822
38	33,858	18,424	102,234	12,611	43,403	210,530
39	89,311	38,214	182,558	76,032	136,176	522,293
40	56,456	41,903	158,958	32,906	94,285	384,509
41	66,038	25,712	168,808	36,314	76,012	372,884
42	33,176	18,305	87,854	13,419	45,395	198,148
43	33,639	22,696	136,893	7,207	45,053	245,487
44	32,402	27,825	108,698	17,211	59,739	245,876
45	35,272	41,982	130,232	20,639	90,164	318,289
46	36,079	17,574	102,939	10,481	45,643	212,716
47	32,559	19,126	76,288	12,416	42,842	183,231
48	52,126	34,080	108,604	22,046	70,796	287,652
49	79,434	124,672	296,738	63,264	280,121	844,229
50	34,359	21,531	112,175	14,067	51,403	233,536
51	44,558	27,152	137,276	22,128	68,928	300,043
52	70,470	38,767	206,710	52,997	118,399	487,343
53	55,055	58,143	167,786	36,450	137,072	454,505
54	64,197	27,606	168,287	42,718	87,484	390,291
55	29,029	17,721	80,792	4,351	29,149	161,043
56	95,869	34,404	192,093	87,474	141,734	551,576
57	38,414	45,140	167,474	33,153	105,179	389,360
58	33,231	19,416	132,113	10,903	46,115	241,778
59	19,242	17,675	65,341	8,152	37,652	148,062
60	34,080	9,881	67,325	15,104	34,772	161,162
61	13,630	11,891	38,625	5,896	19,483	89,525
62	13,657	23,506	51,732	3,064	28,380	120,340
63	15,340	12,989	48,664	6,647	24,249	107,888
64	19,481	8,552	68,065	20,600	40,193	156,892
65	28,606	17,184	75,448	15,959	43,308	180,505
66	29,402	9,385	55,494	21,610	36,559	152,450
67	34,742	5,287	57,883	19,830	31,212	148,955
68	39,055	13,472	75,603	23,148	47,981	199,259
69	25,017	17,841	93,541	7,429	37,903	181,732
70	31,018	13,707	72,611	16,525	37,040	170,900
71	35,283	14,007	48,818	23,428	47,243	168,779
72	34,769	4,864	69,178	29,691	39,023	177,524
73	28,488	13,800	78,395	20,704	38,806	180,192
74	56,962	17,307	102,140	35,968	66,233	278,610
75	22,708	18,466	75,835	12,845	39,597	169,452
76	15,238	10,666	54,130	3,350	22,308	105,692
77	16,523	11,623	49,648	4,141	23,667	105,603
78	19,689	30,235	106,321	10,241	52,672	219,157
79	45,653	17,756	115,568	33,680	62,077	274,734
80	10,701	13,430	4,445	40	17,068	45,684
81	27,187	13,059	87,902	15,439	37,621	181,207
82	18,468	11,354	33,043	4,629	21,455	88,949
83	17,118	17,545	77,087	3,528	33,086	148,364
84	31,244	17,451	93,572	19,647	46,875	208,789
85	23,250	15,319	75,631	6,136	29,038	149,374
86	31,207	25,704	103,549	15,868	50,048	226,376
87	22,518	19,872	91,432	13,684	39,982	187,488
88	11,963	12,018	34,431	2,410	20,392	81,214
89	26,850	18,895	101,752	11,995	41,756	201,248
90	38,157	18,247	92,835	24,271	52,748	226,259
91	464,063	278,767	1,223,969	258,893	702,580	2,928,272
92	100,033	60,091	263,835	55,806	151,446	631,210
93	311,818	187,313	822,420	173,958	472,085	1,967,593
94	232,033	139,385	611,986	129,447	351,293	1,464,144
95	89,344	53,670	235,646	49,844	135,266	563,771
96	144,968	87,085	382,358	80,875	219,479	914,766
97	61,821	33,799	144,279	24,574	86,580	351,052
98	130,267	76,660	315,287	57,568	194,200	773,983
99	639,410	384,102	1,686,449	356,716	968,053	4,034,730
100	394,968	237,261	1,041,729	220,346	597,972	2,492,275
101	171,494	103,018	452,319	95,674	259,638	1,082,143
102	179,549	107,857	473,561	100,167	271,833	1,132,967
103	194,695	116,955	513,508	108,617	294,763	1,228,539
104	399,249	239,834	1,053,023	222,734	604,454	2,519,294
105	192,222	115,470	506,988	107,237	291,020	1,212,938
106	288,044	173,031	759,717	160,695	436,093	1,817,579
107	282,128	169,478	744,116	157,395	427,136	1,780,254
108	193,581	116,285	510,567	107,995	293,076	1,221,505
Total	8,453,401	5,078,057	22,295,888	4,716,006	12,798,255	53,341,606

Table 2.1-7(1) Trip Generation for Low Income Group in 2025

C_Zone	Work	School	Home	NHBB	Private	Total
1	1,977	2,037	18,626	3,663	5,784	32,087
2	17,632	7,601	36,774	7,906	23,669	93,582
3	11,875	4,245	38,468	7,704	16,167	78,459
4	8,377	4,969	1,876	331	8,352	23,905
5	8,038	5,017	14,393	2,474	9,222	39,143
6	18,887	9,845	28,518	5,755	22,251	85,255
7	3,488	2,064	14,921	2,365	5,790	28,628
8	12,190	6,200	37,743	7,852	16,237	80,222
9	2,897	1,892	16,166	4,252	7,251	32,457
10	3,338	1,788	7,149	1,105	4,129	17,509
11	4,881	4,133	9,475	478	5,162	24,129
12	6,388	3,792	12,663	2,549	7,622	33,013
13	5,611	5,177	12,276	1,633	7,978	32,675
14	9,452	4,469	19,849	4,039	12,844	50,652
15	15,609	11,745	18,418	2,332	17,566	65,669
16	7,905	5,692	26,599	4,875	12,267	57,338
17	8,578	7,378	16,667	2,326	11,408	46,357
18	849	320	3,048	782	1,391	6,390
19	10,071	5,515	38,536	9,116	18,730	81,969
20	15,985	3,518	38,717	7,687	17,277	83,184
21	3,512	1,462	5,899	1,109	4,480	16,462
22	3,756	2,450	6,864	1,387	5,396	19,853
23	2,660	1,868	4,644	853	3,519	13,545
24	2,939	3,278	10,262	1,240	4,829	22,549
25	3,362	2,368	6,470	1,013	4,730	17,943
26	4,478	2,814	11,435	2,139	6,374	27,240
27	7,493	5,974	13,667	1,980	9,326	38,440
28	7,625	4,474	6,426	543	7,290	26,357
29	5,841	4,709	9,236	1,307	7,657	28,751
30	4,734	2,640	5,152	789	5,341	18,656
31	2,411	1,455	11,060	1,704	3,929	20,559
32	1,577	1,177	15,012	3,290	4,965	26,020
33	2,269	3,072	21,401	5,134	8,096	39,972
34	3,144	2,846	4,105	291	4,142	14,528
35	3,321	1,879	11,517	2,558	5,639	24,915
36	2,701	2,195	28,828	7,377	9,833	50,934
37	16,960	10,060	33,455	7,128	22,597	90,200
38	8,174	3,935	9,969	1,889	9,163	33,131
39	3,027	2,706	33,502	7,030	10,136	56,402
40	6,687	3,843	23,146	3,705	9,810	47,192
41	6,039	5,537	13,095	2,850	9,181	36,702
42	5,043	3,804	8,999	1,680	6,847	26,373
43	3,970	1,659	4,755	914	4,122	15,420
44	1,970	1,321	11,336	1,731	3,710	20,068
45	3,030	2,525	12,326	2,019	5,250	25,149
46	4,008	1,962	9,121	1,851	5,776	22,718
47	8,532	5,007	13,563	2,116	10,333	39,551
48	14,297	6,662	19,454	3,183	15,038	58,635
49	2,669	1,950	30,042	5,265	7,814	47,739
50	4,107	2,327	7,096	1,563	5,471	20,563
51	1,916	1,218	6,885	1,181	3,098	14,297
52	3,500	3,206	31,306	6,848	10,320	55,181
53	3,335	1,812	16,375	2,926	5,976	30,424
54	6,791	3,350	18,583	3,672	9,477	41,872
55	5,502	3,186	2,600	323	5,023	16,634
56	2,160	2,685	29,533	7,085	9,364	50,826
57	2,374	2,388	14,181	2,369	5,233	26,546
58	7,845	3,816	5,850	1,027	7,841	26,378
59	5,282	1,771	9,812	1,324	6,621	24,810
60	8,404	4,099	12,804	2,569	9,742	37,619
61	2,349	1,972	8,107	1,093	3,403	16,923
62	5,041	3,380	4,723	243	4,801	18,188
63	2,019	1,567	7,196	799	2,809	14,390
64	1,956	1,051	14,975	3,793	5,344	27,119
65	2,890	1,816	7,380	1,381	4,114	17,580
66	1,689	1,662	3,718	788	2,840	10,698
67	4,127	1,617	7,513	1,956	4,612	19,824
68	2,065	771	8,628	2,034	3,577	17,075
69	2,889	2,231	3,541	441	3,539	12,641
70	2,506	2,016	5,171	1,030	3,853	14,576
71	2,802	1,478	10,468	2,368	4,587	21,704
72	1,374	1,309	7,152	1,931	3,709	15,474
73	1,547	865	8,710	1,204	2,547	14,873
74	2,508	1,383	10,044	1,983	4,262	20,180
75	2,279	1,330	6,736	945	2,862	14,152
76	2,133	1,776	2,280	331	2,652	9,172
77	1,441	1,305	1,679	272	2,015	6,711
78	1,595	922	8,334	663	2,087	13,601
79	1,920	899	11,303	2,261	3,950	20,334
80	0	1,294	155	26	1,144	2,619
81	2,917	1,816	5,657	998	3,797	15,185
82	2,788	2,252	3,496	466	3,587	12,590
83	2,848	1,464	2,987	339	3,191	10,829
84	3,328	2,656	11,220	2,023	5,769	24,996
85	2,242	2,211	3,867	390	3,222	11,932
86	5,526	4,349	13,428	1,984	7,403	32,691
87	3,450	2,299	4,804	628	4,350	15,530
88	3,013	2,233	4,268	398	3,714	13,627
89	3,306	1,859	7,284	1,307	4,553	18,309
90	3,202	2,823	8,995	1,929	5,687	22,636
91	61,628	38,719	157,354	29,437	87,711	374,849
92	13,379	8,405	34,159	6,390	19,041	81,375
93	46,389	29,145	118,445	22,158	66,023	282,160
94	31,007	19,481	79,171	14,811	44,130	188,600
95	12,034	7,561	30,727	5,748	17,128	73,198
96	23,270	14,620	59,416	11,115	33,119	141,540
97	16,302	11,908	31,590	4,821	22,656	87,277
98	22,938	17,490	51,140	8,312	33,983	133,864
99	76,863	48,291	196,255	36,714	109,396	467,519
100	49,967	31,393	127,582	23,867	71,116	303,925
101	21,163	13,296	54,037	10,109	30,121	128,726
102	26,346	16,552	67,268	12,584	37,496	160,246
103	26,450	16,617	67,534	12,634	37,644	160,880
104	49,270	30,955	125,801	23,534	70,123	299,684
105	26,514	16,657	67,697	12,664	37,735	161,268
106	36,942	23,210	94,326	17,646	52,578	224,703
107	35,933	22,576	91,747	17,163	51,141	218,561
108	25,964	16,312	66,291	12,401	36,952	157,920
Total	1,051,586	660,682	2,685,007	502,292	1,496,661	6,396,227

Table 2.1-7(2) Trip Generation for Middle Income Group in 2025

C_Zone	Work	School	Home	NHBB	Private	Total
1	21,424	15,913	105,021	17,458	37,464	197,280
2	45,380	22,714	69,888	17,637	62,984	218,602
3	26,248	16,103	117,518	23,004	43,380	226,252
4	20,598	7,439	3,444	1,139	18,272	50,892
5	38,671	27,124	52,208	8,080	47,590	173,673
6	45,733	27,766	45,339	11,796	59,597	190,230
7	21,101	12,790	72,552	11,314	31,857	149,614
8	35,809	15,591	125,606	28,080	51,183	256,269
9	16,311	9,900	49,117	16,869	33,042	125,238
10	22,542	12,692	29,226	4,794	26,522	95,776
11	36,126	25,921	61,679	2,087	38,077	163,889
12	34,894	25,000	27,325	5,086	42,489	134,793
13	34,126	27,322	60,235	5,588	46,054	173,324
14	39,412	24,891	57,252	13,269	55,812	190,636
15	43,051	37,886	68,547	11,524	60,598	221,605
16	46,291	33,811	75,065	13,629	61,711	230,507
17	24,881	18,944	67,211	13,259	39,055	163,351
18	11,064	8,823	23,570	6,009	17,352	66,818
19	17,145	6,398	204,948	55,119	59,938	343,549
20	32,434	17,053	136,450	24,340	48,758	259,035
21	28,785	17,617	49,152	6,741	37,918	140,213
22	28,915	22,301	41,738	10,333	43,591	146,879
23	16,324	10,777	14,102	3,522	21,600	66,324
24	23,504	16,377	64,132	6,877	33,613	144,504
25	23,658	21,106	32,166	4,661	37,888	119,479
26	17,391	10,741	45,454	9,326	26,403	109,315
27	29,674	17,465	34,289	7,686	35,948	125,061
28	13,246	9,902	2,951	491	16,301	42,891
29	18,943	11,880	19,060	3,948	25,673	79,504
30	13,303	4,990	10,700	2,646	14,452	46,091
31	10,340	7,157	70,891	9,785	19,485	117,658
32	16,329	10,921	86,940	27,822	41,418	183,431
33	8,431	3,430	151,829	49,679	46,630	259,999
34	19,337	17,694	33,663	3,454	30,105	104,253
35	17,741	11,022	35,980	9,454	27,213	101,410
36	16,027	9,715	100,556	33,210	42,488	201,996
37	22,674	16,594	53,438	13,748	37,067	143,522
38	20,192	12,344	20,519	4,861	26,775	84,690
39	13,024	8,987	138,776	32,142	40,532	233,461
40	21,160	14,474	72,706	12,677	34,590	155,607
41	33,745	18,922	60,115	17,499	45,584	175,865
42	18,022	9,979	25,050	4,716	23,796	81,563
43	27,087	18,213	15,493	3,384	34,428	98,603
44	14,602	9,602	46,823	6,937	22,123	100,086
45	16,209	9,965	72,758	9,670	25,329	133,931
46	24,627	11,324	23,202	4,032	28,645	91,829
47	21,691	9,721	24,208	6,407	26,185	88,212
48	28,388	18,649	42,010	8,589	37,570	135,206
49	13,647	6,383	231,367	25,150	32,708	309,255
50	20,471	13,570	32,158	6,064	28,732	100,995
51	25,020	11,351	60,060	10,536	31,705	138,672
52	16,159	11,689	122,095	22,332	35,903	208,178
53	14,463	7,855	104,325	12,808	25,893	165,344
54	22,904	11,983	72,021	18,812	38,458	164,178
55	23,637	15,301	4,664	1,065	24,125	68,792
56	16,162	11,884	144,851	41,458	48,989	263,343
57	7,369	5,738	108,132	15,101	20,355	156,695
58	23,724	11,942	19,863	5,344	29,241	90,115
59	11,011	3,557	30,257	3,549	13,503	61,877
60	18,311	5,362	22,559	6,317	18,913	71,462
61	8,090	5,800	14,567	2,858	10,645	41,961
62	12,261	14,548	27,216	2,217	17,916	74,158
63	8,859	3,801	24,847	2,938	10,063	50,508
64	7,819	4,129	43,849	14,701	19,657	90,154
65	11,224	6,932	29,335	6,018	17,040	70,549
66	11,896	6,501	32,498	11,182	22,074	84,151
67	12,067	4,455	22,104	6,712	14,098	59,436
68	14,267	6,742	31,793	8,755	20,219	81,777
69	18,713	9,469	21,241	3,644	21,922	74,989
70	12,536	8,519	21,268	5,625	18,155	66,102
71	8,833	4,970	27,524	8,182	14,589	64,099
72	7,388	3,632	38,314	13,708	18,317	81,358
73	7,886	4,169	62,337	8,593	15,541	98,526
74	18,218	7,986	57,874	13,098	29,514	126,691
75	10,264	6,473	38,342	5,568	14,870	75,517
76	11,348	6,369	5,562	1,045	13,713	38,037
77	13,373	8,362	11,582	2,240	16,883	52,440
78	8,810	6,903	80,181	3,832	13,119	112,845
79	16,976	8,598	78,010	16,948	30,903	151,436
80	10,726	13,363	0	0	17,353	41,442
81	15,584	7,514	33,809	8,634	23,048	88,589
82	12,445	8,296	4,055	1,077	15,142	41,015
83	13,553	9,327	21,345	1,405	18,692	64,322
84	13,639	8,347	48,367	9,575	23,588	103,515
85	18,335	11,347	16,316	3,176	23,157	72,332
86	14,504	11,258	40,909	6,343	21,720	94,734
87	14,745	12,994	33,345	9,062	26,823	96,968
88	10,359	6,774	12,820	1,507	14,415	45,874
89	13,933	10,096	25,581	4,540	20,589	74,739
90	17,799	12,867	45,575	12,464	31,777	120,483
91	239,316	147,813	625,483	128,328	363,329	1,504,270
92	51,953	32,089	135,786	27,859	78,875	326,561
93	180,140	111,263	470,821	96,596	273,488	1,132,309
94	120,408	74,370	314,701	64,566	182,802	756,846
95	46,734	28,865	122,145	25,060	70,951	293,756
96	90,364	55,814	236,178	48,456	137,190	568,001
97	44,507	17,475	65,714	15,394	63,580	206,669
98	86,389	41,002	148,115	33,188	127,043	435,736
99	298,481	184,357	780,119	160,054	453,153	1,876,164
100	194,037	119,847	507,140	104,048	294,586	1,219,657
101	82,184	50,761	214,798	44,069	124,771	516,583
102	102,306	63,189	267,391	54,859	155,321	643,066
103	102,711	63,439	268,448	55,076	155,935	645,611
104	191,328	118,173	500,061	102,596	290,474	1,202,632
105	102,959	63,592	269,096	55,210	156,312	647,169
106	143,458	88,607	374,945	76,926	217,797	901,732
107	139,536	86,184	364,698	74,824	211,844	877,086
108	100,822	62,273	263,510	54,063	153,067	633,735
Total	4,083,575	2,522,216	10,672,960	2,189,732	6,199,670	25,668,152

Table 2.1-7(3) Trip Generation for High Income Group in 2025

C_Zone	Work	School	Home	NHBB	Private	Total
1	73,334	38,570	222,904	36,377	104,628	475,813
2	40,026	15,232	58,096	16,439	56,898	186,690
3	24,100	17,049	104,569	17,585	40,350	203,652
4	6,783	3,530	784	390	10,592	22,079
5	55,978	27,777	54,028	10,846	67,945	216,574
6	54,887	25,465	34,334	11,014	65,763	191,462
7	7,920	3,934	66,333	7,750	14,431	100,367
8	24,060	7,399	120,927	32,389	43,680	228,455
9	27,718	14,837	40,796	14,274	44,353	141,978
10	48,893	30,414	41,299	7,720	65,238	193,564
11	35,115	18,051	50,410	2,466	39,976	146,017
12	57,837	36,749	25,426	4,666	69,833	194,510
13	39,528	22,536	75,119	9,349	54,086	200,618
14	73,829	33,290	48,031	13,480	90,929	259,559
15	15,527	9,091	15,627	5,186	22,149	67,580
16	62,760	32,306	71,658	17,095	78,630	262,449
17	28,794	12,260	62,226	14,459	37,773	155,512
18	53,638	33,148	84,126	21,020	77,093	269,025
19	38,271	15,672	456,027	115,344	128,713	754,027
20	28,550	7,625	167,708	39,401	54,374	297,657
21	38,252	17,916	29,269	8,589	54,726	148,752
22	39,110	29,513	42,763	10,395	59,997	181,777
23	29,589	13,199	25,881	7,375	42,599	118,642
24	18,845	7,684	61,760	9,208	28,399	125,896
25	36,283	23,142	33,071	6,508	58,997	158,001
26	22,365	11,629	56,887	12,702	34,908	138,490
27	40,189	21,690	42,272	10,606	49,988	164,744
28	3,345	5,222	3,602	257	6,964	19,389
29	18,544	6,857	14,654	3,910	22,390	66,354
30	11,376	4,652	7,303	2,201	13,410	38,942
31	11,966	5,095	86,583	9,553	21,142	134,339
32	13,922	12,540	134,073	49,668	55,118	265,320
33	9,123	7,121	216,635	83,726	72,592	389,197
34	21,515	15,504	26,837	1,169	28,516	93,541
35	26,948	12,223	54,070	15,238	43,997	152,477
36	28,800	16,505	163,564	60,814	78,917	348,600
37	16,814	11,563	60,309	19,511	36,198	144,395
38	24,471	15,282	24,045	7,065	39,878	110,741
39	16,188	9,872	173,192	48,173	56,575	304,000
40	39,598	18,645	107,999	21,185	56,591	244,019
41	55,359	20,932	55,383	20,979	70,572	223,224
42	20,855	11,840	37,506	8,930	34,390	113,522
43	64,590	37,285	18,082	3,516	74,044	197,518
44	27,266	15,889	71,813	11,093	43,916	169,978
45	25,780	16,854	126,067	11,435	38,246	218,381
46	39,974	13,869	23,883	5,257	46,028	129,009
47	12,213	4,613	19,716	3,994	15,697	56,234
48	9,122	7,121	51,390	12,483	22,019	102,134
49	42,486	13,841	500,135	43,739	70,181	670,383
50	35,286	19,786	40,440	8,155	48,513	152,180
51	43,531	15,747	78,763	14,214	56,660	208,916
52	40,139	22,600	133,147	29,330	68,484	293,700
53	29,494	13,704	226,451	27,919	54,961	352,530
54	46,900	19,194	90,425	26,578	67,906	251,002
55	37,737	18,497	11,718	4,074	40,763	112,788
56	20,738	13,577	169,268	51,065	63,178	317,827
57	27,325	15,885	171,320	20,964	47,754	283,248
58	46,286	23,379	31,477	5,781	60,310	167,233
59	10,812	2,412	41,603	3,738	12,127	70,692
60	10,644	4,933	15,935	7,049	15,779	54,340
61	9,675	4,364	10,464	1,971	11,244	37,717
62	8,845	0	20,870	674	4,973	35,363
63	12,674	4,074	25,413	3,610	13,218	58,989
64	10,576	5,614	9,319	0	11,855	37,364
65	14,433	7,505	36,712	8,197	22,528	89,376
66	8,300	3,702	34,073	13,382	19,816	79,273
67	21,439	6,166	29,646	14,753	27,386	99,390
68	20,495	9,696	52,574	16,423	36,885	136,073
69	30,413	21,621	33,612	4,515	42,914	133,074
70	23,019	13,477	40,991	13,590	36,433	127,510
71	8,993	2,808	59,820	16,929	20,607	109,157
72	11,421	7,430	40,669	18,929	29,685	108,133
73	8,145	3,532	49,397	14,942	18,515	94,532
74	20,445	6,317	81,457	28,897	44,693	181,808
75	19,676	8,616	49,863	8,480	26,144	112,780
76	25,555	9,068	17,462	2,621	27,805	82,512
77	16,694	10,070	14,045	2,151	22,136	65,096
78	12,170	5,242	82,594	7,857	19,999	127,861
79	16,727	10,337	60,246	19,255	34,939	141,504
80	0	0	0	0	0	0
81	23,993	11,687	28,077	7,638	34,080	105,475
82	9,096	3,228	12,733	4,145	13,927	43,129
83	22,813	13,229	29,438	2,335	31,089	98,903
84	16,312	8,961	38,803	10,118	27,610	101,804
85	24,962	15,234	12,364	3,427	34,230	90,216
86	23,614	13,091	48,995	9,434	34,126	129,260
87	20,885	16,303	26,873	5,267	32,601	101,929
88	3,895	3,475	9,799	416	5,942	23,528
89	31,439	20,743	39,081	7,941	47,519	146,723
90	14,148	13,967	37,276	12,834	30,902	109,127
91	307,752	160,025	782,791	174,785	480,354	1,905,707
92	66,810	34,740	169,937	37,944	104,280	413,711
93	231,655	120,456	589,230	131,566	361,577	1,434,483
94	154,840	80,513	393,848	87,940	241,681	958,823
95	60,098	31,250	152,864	34,132	93,804	372,148
96	116,205	60,424	295,576	65,998	181,378	719,580
97	2,043	4,785	9,121	2,493	7,001	25,443
98	35,053	21,283	82,976	16,746	55,669	211,728
99	383,837	199,587	976,317	217,997	599,110	2,376,848
100	249,525	129,748	634,685	141,716	389,470	1,545,143
101	105,686	54,954	268,819	60,023	164,959	654,441
102	131,563	68,410	334,640	74,720	205,349	814,682
103	132,083	68,681	335,964	75,016	206,162	817,906
104	246,042	127,937	625,826	139,737	384,034	1,523,576
105	132,401	68,846	336,774	75,196	206,658	819,875
106	184,481	95,926	469,242	104,775	287,947	1,142,372
107	179,440	93,305	456,418	101,911	280,077	1,111,151
108	129,653	67,417	329,782	73,635	202,368	802,855
Total	5,251,347	2,730,587	13,357,190	2,982,461	8,196,540	32,518,125

Table 2.1-7(4) Trip Generation for All Income Group in 2025

C_Zone	Work	School	Home	NHBB	Private	Total
1	96,735	56,520	346,551	57,498	147,876	705,180
2	103,038	45,547	164,758	41,982	143,550	498,874
3	62,223	37,397	260,555	48,292	99,896	508,363
4	35,758	15,938	6,104	1,860	37,216	96,876
5	102,687	59,918	120,630	21,400	124,756	429,390
6	119,506	63,076	108,191	28,564	147,611	466,947
7	32,509	18,788	153,805	21,429	52,078	278,609
8	72,059	29,190	284,276	68,321	111,101	564,946
9	46,925	26,628	106,079	35,394	84,646	299,672
10	74,773	44,894	77,675	13,618	95,890	306,849
11	76,122	48,104	121,563	5,030	83,215	334,034
12	99,118	65,540	65,414	12,300	119,944	362,316
13	79,265	55,034	147,631	16,570	108,118	406,618
14	122,693	62,650	125,132	30,789	159,584	500,848
15	74,187	58,722	102,591	19,041	100,314	354,855
16	116,956	71,810	173,321	35,599	152,608	550,294
17	62,253	38,582	146,103	30,044	88,236	365,220
18	65,551	42,291	110,743	27,812	95,836	342,233
19	65,488	27,585	699,511	179,579	207,381	1,179,545
20	76,969	28,196	342,875	71,428	120,409	639,876
21	70,549	36,995	84,319	16,439	97,124	305,427
22	71,782	54,264	91,364	22,115	108,984	348,509
23	48,573	25,844	44,627	11,749	67,719	198,511
24	45,288	27,339	136,154	17,325	66,842	292,948
25	63,304	46,616	71,706	12,182	101,615	295,423
26	44,234	25,184	113,776	24,167	67,685	275,046
27	77,356	45,128	90,228	20,272	95,262	328,245
28	24,216	19,598	12,978	1,291	30,555	88,637
29	43,328	23,447	42,950	9,165	55,719	174,609
30	29,413	12,282	23,155	5,636	33,203	103,688
31	24,717	13,706	168,534	21,043	44,555	272,555
32	31,829	24,637	236,026	80,779	101,500	474,771
33	19,823	13,623	389,866	138,539	127,318	689,168
34	43,996	36,044	64,605	4,915	62,763	212,322
35	48,010	25,124	101,567	27,251	76,850	278,801
36	47,528	28,414	292,948	101,401	131,238	601,530
37	56,449	38,217	147,202	40,387	95,862	378,117
38	52,838	31,561	54,532	13,815	75,816	228,562
39	32,239	21,565	345,470	87,345	107,243	593,862
40	67,445	36,962	203,851	37,568	100,991	446,817
41	95,143	45,392	128,593	41,328	125,337	435,792
42	43,920	25,623	71,555	15,326	65,033	221,458
43	95,647	57,157	38,329	7,814	112,594	311,541
44	43,838	26,811	129,973	19,761	69,749	290,132
45	45,018	29,344	211,151	23,124	68,825	377,461
46	68,609	27,154	56,205	11,140	80,448	243,557
47	42,436	19,341	57,487	12,518	52,215	183,996
48	51,807	32,431	112,854	24,256	74,628	295,976
49	58,802	22,174	761,544	74,154	110,702	1,027,377
50	59,864	35,683	79,694	15,781	82,716	273,738
51	70,467	28,316	145,708	25,931	91,463	361,885
52	59,798	37,496	286,548	58,509	114,708	557,059
53	47,292	23,371	347,151	43,654	86,830	548,298
54	76,594	34,526	181,029	49,062	115,841	457,052
55	66,875	36,985	18,981	5,462	69,912	198,215
56	39,060	28,146	343,652	99,608	121,531	631,996
57	37,068	24,011	293,633	38,434	73,342	466,488
58	77,854	39,137	57,190	12,152	97,392	283,726
59	27,105	7,739	81,673	8,611	32,251	157,379
60	37,359	14,394	51,298	15,934	44,434	163,420
61	20,114	12,136	33,138	5,922	25,292	96,601
62	26,147	17,929	52,809	3,134	27,690	127,709
63	23,552	9,442	57,456	7,346	26,089	123,886
64	20,351	10,794	68,143	18,494	36,856	154,637
65	28,547	16,253	73,427	15,596	43,682	177,505
66	21,886	11,865	70,289	25,352	44,731	174,122
67	37,633	12,238	59,263	23,421	46,095	178,650
68	36,827	17,210	92,995	27,212	60,681	234,925
69	52,015	33,322	58,393	8,600	68,375	220,705
70	38,061	24,013	67,429	20,244	58,442	208,189
71	20,629	9,256	97,812	27,480	39,783	194,960
72	20,183	12,371	86,134	34,568	51,710	204,965
73	17,578	8,566	120,445	24,739	36,604	207,931
74	41,171	15,687	149,375	43,978	78,469	328,680
75	32,220	16,419	94,941	14,993	43,876	202,449
76	39,037	17,213	25,303	3,998	44,170	129,720
77	31,508	19,737	27,306	4,663	41,033	124,248
78	22,575	13,067	171,109	12,351	35,205	254,307
79	35,624	19,833	149,560	38,464	69,793	313,273
80	10,726	14,657	155	26	18,497	44,061
81	42,495	21,017	67,543	17,270	60,925	209,249
82	24,329	13,776	20,284	5,688	32,656	96,734
83	39,213	24,020	53,769	4,078	52,972	174,053
84	33,280	19,964	98,390	21,715	56,967	230,315
85	45,540	28,792	32,546	6,992	60,609	174,480
86	43,644	28,698	103,333	17,762	63,249	256,685
87	39,080	31,596	65,021	14,957	63,774	214,427
88	17,267	12,482	26,887	2,321	24,071	83,028
89	48,678	32,698	71,947	13,787	72,660	239,771
90	35,148	29,657	91,846	27,228	68,366	252,246
91	608,696	346,557	1,565,628	332,550	931,394	3,784,825
92	132,142	75,234	339,882	72,193	202,196	821,647
93	458,184	260,864	1,178,496	250,321	701,088	2,848,952
94	306,255	174,364	787,720	167,317	468,614	1,904,269
95	118,867	67,676	305,736	64,940	181,882	739,102
96	229,838	130,858	591,169	125,569	351,687	1,429,121
97	62,852	34,168	106,424	22,708	93,237	319,389
98	144,380	79,775	282,231	58,247	216,695	781,328
99	759,182	432,234	1,952,692	414,765	1,161,659	4,720,531
100	493,529	280,988	1,269,406	269,631	755,172	3,068,725
101	209,033	119,011	537,654	114,202	319,851	1,299,750
102	260,215	148,151	669,299	142,164	398,166	1,617,995
103	261,245	148,737	671,946	142,726	399,742	1,624,397
104	486,640	277,066	1,251,687	265,867	744,631	3,025,891
105	261,874	149,095	673,567	143,070	400,705	1,628,312
106	364,882	207,743	938,514	199,347	558,322	2,268,807
107	354,909	202,065	912,863	193,898	543,063	2,206,798
108	256,438	146,001	659,583	140,100	392,387	1,594,510
Total	10,386,507	5,913,485	26,715,157	5,674,484	15,892,870	64,582,503

Table 2.1-8(1) Trip Attraction for Low Income Group in 2025

C_Zone	Work	School	Home	NHBB	Private	Total
1	7,527	4,152	6,155	3,651	10,778	32,264
2	16,246	6,629	43,213	7,879	23,262	97,230
3	15,831	8,252	23,653	7,678	22,669	78,084
4	680	507	21,506	330	973	23,996
5	5,083	4,039	18,380	2,465	7,279	37,247
6	11,825	6,017	44,894	5,735	16,933	85,404
7	4,860	4,651	9,474	2,357	6,959	28,302
8	16,136	7,414	23,465	7,826	23,105	77,945
9	8,737	1,107	8,583	4,237	12,510	35,175
10	2,270	2,295	8,237	1,101	3,250	17,153
11	982	5,338	12,597	476	1,406	20,798
12	5,238	2,686	13,908	2,541	7,501	31,873
13	3,355	4,556	17,191	1,627	4,805	31,534
14	8,300	4,110	24,088	4,025	11,884	52,407
15	4,791	7,110	41,069	2,324	6,861	62,154
16	10,017	6,759	20,419	4,858	14,344	56,397
17	4,780	5,931	24,606	2,318	6,844	44,478
18	1,608	253	1,730	780	2,302	6,673
19	18,733	5,012	26,920	9,085	26,824	86,573
20	15,796	8,462	26,670	7,661	22,618	81,206
21	2,279	1,434	9,165	1,105	3,263	17,247
22	2,851	1,443	10,908	1,383	4,082	20,667
23	1,753	1,176	7,246	850	2,510	13,535
24	2,549	4,098	9,766	1,236	3,650	21,299
25	2,081	2,047	10,080	1,009	2,980	18,197
26	4,396	2,804	11,612	2,132	6,295	27,238
27	4,068	4,696	19,918	1,973	5,825	36,479
28	1,116	3,110	18,123	541	1,598	24,488
29	2,686	3,244	17,162	1,303	3,847	28,242
30	1,622	1,669	12,281	787	2,323	18,682
31	3,502	3,561	6,175	1,699	5,015	19,952
32	6,760	2,561	4,914	3,278	9,679	27,193
33	10,549	2,618	8,600	5,116	15,106	41,989
34	599	2,116	10,341	290	857	14,203
35	5,258	1,884	8,578	2,550	7,528	25,798
36	15,159	2,451	7,539	7,352	21,707	54,209
37	14,647	6,181	42,325	7,104	20,973	91,230
38	3,882	2,388	19,710	1,883	5,559	33,423
39	14,447	6,440	9,231	7,007	20,687	57,811
40	7,615	7,130	16,821	3,693	10,903	46,162
41	5,856	2,280	17,314	2,840	8,385	36,676
42	3,452	2,216	14,048	1,674	4,943	26,332
43	1,878	1,110	8,704	911	2,689	15,290
44	3,557	3,687	5,521	1,725	5,094	19,585
45	4,149	3,691	8,909	2,012	5,941	24,702
46	3,803	1,900	10,745	1,845	5,446	23,739
47	4,348	4,307	22,265	2,109	6,226	39,254
48	6,542	5,832	32,138	3,173	9,367	57,052
49	10,819	8,195	7,510	5,247	15,491	47,262
50	3,211	1,193	10,663	1,557	4,598	21,222
51	2,427	1,938	5,283	1,177	3,475	14,299
52	14,072	5,370	10,188	6,825	20,149	56,604
53	6,014	4,334	8,543	2,917	8,611	30,418
54	7,545	4,103	16,014	3,659	10,804	42,125
55	664	1,017	12,617	322	951	15,572
56	14,559	3,611	7,028	7,061	20,846	53,105
57	4,868	4,138	7,973	2,361	6,971	26,311
58	2,111	1,591	18,367	1,024	3,022	26,114
59	2,720	3,598	14,348	1,319	3,895	25,881
60	5,278	2,737	19,532	2,560	7,558	37,665
61	2,245	2,975	6,325	1,089	3,215	15,849
62	499	2,650	12,227	242	715	16,333
63	1,641	3,039	5,483	796	2,350	13,310
64	7,794	1,364	4,648	3,780	11,160	28,747
65	2,837	1,810	7,494	1,376	4,062	17,579
66	1,619	697	5,594	785	2,319	11,014
67	4,019	561	7,363	1,949	5,755	19,647
68	4,179	1,140	4,395	2,027	5,984	17,724
69	906	1,384	8,348	439	1,297	12,375
70	2,116	1,123	7,690	1,026	3,030	14,986
71	4,867	1,613	6,246	2,360	6,969	22,054
72	3,968	373	5,010	1,924	5,682	16,957
73	2,473	3,128	3,753	1,199	3,541	14,094
74	4,074	2,222	6,358	1,976	5,834	20,464
75	1,941	2,387	5,254	941	2,779	13,303
76	681	780	6,251	330	975	9,019
77	558	511	4,700	271	799	6,838
78	1,362	4,131	3,899	660	1,950	12,002
79	4,646	2,432	4,817	2,253	6,653	20,800
80	54	45	2,996	26	77	3,197
81	2,050	1,528	7,621	994	2,936	15,130
82	958	1,295	8,413	465	1,372	12,502
83	696	1,244	7,677	338	997	10,953
84	4,157	2,929	10,289	2,016	5,952	25,343
85	801	1,725	7,629	389	1,147	11,691
86	4,078	4,522	14,759	1,978	5,839	31,176
87	1,290	1,809	10,042	626	1,847	15,613
88	819	1,978	8,923	397	1,172	13,290
89	2,685	1,917	8,858	1,302	3,845	18,606
90	3,965	1,632	10,308	1,923	5,677	23,505
91	60,491	38,590	159,784	29,337	86,617	374,820
92	13,132	8,377	34,688	6,369	18,804	81,369
93	45,533	29,047	120,275	22,083	65,199	282,138
94	30,435	19,416	80,392	14,761	43,580	188,585
95	11,812	7,536	31,202	5,729	16,914	73,193
96	22,841	14,571	60,333	11,078	32,706	141,530
97	9,907	10,281	48,353	4,805	14,186	87,532
98	17,081	15,463	69,779	8,284	24,458	135,064
99	75,446	48,130	199,287	36,590	108,031	467,484
100	49,046	31,289	129,552	23,787	70,228	303,902
101	20,773	13,252	54,871	10,075	29,745	128,717
102	25,860	16,497	68,307	12,542	37,028	160,233
103	25,962	16,562	68,577	12,591	37,175	160,867
104	48,361	30,851	127,744	23,455	69,249	299,661
105	26,025	16,602	68,742	12,622	37,265	161,256
106	36,261	23,133	95,782	17,586	51,923	224,685
107	35,270	22,501	93,165	17,105	50,503	218,544
108	25,484	16,257	67,316	12,360	36,491	157,908
Total	1,032,186	658,480	2,726,478	500,598	1,477,988	6,395,729

Table 2.1-8(2) Trip Attraction for Middle Income Group in 2025

C_Zone	Work	School	Home	NHBB	Private	Total
1	31,415	29,601	57,832	17,402	61,712	197,961
2	31,737	12,466	119,247	17,580	39,213	220,243
3	41,394	28,956	61,720	22,929	67,986	222,986
4	2,050	289	42,072	1,136	1,849	47,396
5	14,539	15,435	99,964	8,054	30,862	168,855
6	21,225	7,662	122,033	11,757	25,330	188,008
7	20,359	21,347	55,815	11,278	42,862	151,661
8	50,528	26,752	71,061	27,989	71,590	247,919
9	30,354	3,386	48,239	16,814	26,181	124,974
10	8,626	8,316	55,165	4,778	17,194	94,078
11	3,755	27,198	88,213	2,080	38,759	160,004
12	9,151	7,049	93,251	5,069	15,889	130,410
13	10,056	22,295	100,933	5,570	36,758	175,611
14	23,878	11,628	110,103	13,227	32,486	191,322
15	20,736	19,166	124,967	11,486	40,239	216,595
16	24,524	19,775	123,702	13,585	43,754	225,340
17	23,860	16,437	69,576	13,217	38,851	161,939
18	10,813	4,131	30,692	5,989	13,206	64,831
19	99,184	32,473	41,412	54,941	113,946	341,955
20	43,798	36,469	72,223	24,261	79,669	256,420
21	12,130	15,572	79,079	6,719	29,322	142,822
22	18,594	7,685	86,053	10,300	23,480	146,111
23	6,337	2,560	45,645	3,510	7,924	65,976
24	12,375	22,623	68,405	6,855	38,850	149,109
25	8,387	9,891	82,915	4,646	19,112	124,952
26	16,781	10,685	46,357	9,295	26,164	109,283
27	13,830	7,278	72,535	7,661	19,537	120,841
28	884	830	38,521	490	1,734	42,459
29	7,105	4,435	54,698	3,936	10,960	81,133
30	4,761	1,974	29,997	2,637	6,020	45,390
31	17,608	22,384	28,751	9,754	42,272	120,769
32	50,064	8,440	47,915	27,732	46,969	181,120
33	89,394	13,428	19,437	49,518	81,689	253,466
34	6,216	12,061	66,352	3,443	20,440	108,513
35	17,011	5,968	48,076	9,423	20,072	100,552
36	59,759	8,524	40,375	33,102	54,008	195,768
37	24,739	9,217	63,847	13,703	29,903	141,408
38	8,746	4,042	55,650	4,845	11,611	84,893
39	57,838	28,213	37,650	32,038	78,751	234,491
40	22,812	19,783	59,866	12,636	42,541	157,636
41	31,488	7,925	77,404	17,442	33,012	167,272
42	8,487	6,397	48,713	4,701	14,549	82,848
43	6,089	3,396	76,945	3,373	8,855	98,656
44	12,482	14,216	40,491	6,914	27,775	101,877
45	17,401	23,421	43,110	9,639	43,500	137,072
46	7,255	6,329	61,733	4,019	13,580	92,916
47	11,530	3,959	51,315	6,387	13,491	86,682
48	15,456	9,911	74,762	8,562	24,191	132,882
49	45,256	81,208	31,863	25,069	140,053	323,449
50	10,911	8,202	58,124	6,044	18,675	101,956
51	18,958	16,266	56,911	10,502	35,122	137,758
52	40,186	31,967	44,893	22,260	71,117	210,423
53	23,048	34,853	38,575	12,767	62,699	171,942
54	33,852	12,080	57,691	18,752	40,213	162,589
55	1,916	966	56,375	1,061	2,651	62,971
56	74,601	19,945	40,599	41,324	79,763	256,233
57	27,174	33,932	20,863	15,052	64,425	161,446
58	9,616	3,145	60,710	5,327	11,043	89,840
59	6,386	10,308	26,001	3,537	18,236	64,468
60	11,367	3,274	33,889	6,296	12,465	67,292
61	5,144	3,581	20,385	2,849	8,425	40,384
62	3,990	10,443	39,184	2,210	16,703	72,529
63	5,286	8,436	18,827	2,928	14,968	50,445
64	26,453	3,453	19,928	14,653	23,483	87,971
65	10,830	6,896	29,917	5,999	16,886	70,528
66	20,122	2,214	32,390	11,146	17,316	83,189
67	12,078	2,580	21,495	6,690	12,053	54,896
68	15,754	4,791	32,465	8,727	17,613	79,351
69	6,558	5,851	46,193	3,633	12,446	74,680
70	10,122	3,484	33,355	5,607	11,854	64,421
71	14,724	3,424	19,920	8,156	15,062	61,286
72	24,666	1,981	18,551	13,663	20,253	79,115
73	15,462	19,697	21,452	8,565	37,175	102,351
74	23,569	12,134	46,793	13,056	32,936	128,488
75	10,019	11,775	25,512	5,550	22,778	75,635
76	1,880	1,423	31,218	1,041	3,231	38,793
77	4,031	2,886	36,640	2,233	6,708	52,499
78	6,895	34,011	24,542	3,819	50,040	119,308
79	30,497	17,205	42,916	16,893	44,614	152,126
80	0	0	41,989	0	0	41,989
81	15,536	5,908	39,539	8,606	18,938	88,527
82	1,938	659	34,615	1,073	2,259	40,544
83	2,527	8,592	42,590	1,400	13,203	68,312
84	17,229	11,789	39,075	9,544	27,948	105,585
85	5,715	4,042	50,063	3,166	9,445	72,430
86	11,414	12,080	40,631	6,323	24,180	94,628
87	16,307	5,170	47,867	9,033	18,510	96,887
88	2,711	4,364	32,048	1,502	7,725	48,350
89	8,169	6,865	41,284	4,525	14,943	75,787
90	22,429	6,972	53,459	12,424	25,275	120,559
91	230,919	147,038	637,903	127,913	360,040	1,503,814
92	50,130	31,920	138,483	27,769	78,161	326,462
93	173,820	110,680	480,168	96,284	271,014	1,131,966
94	116,183	73,980	320,949	64,357	181,148	756,617
95	45,094	28,714	124,570	24,979	70,309	293,666
96	87,193	55,520	240,868	48,299	135,948	567,829
97	27,700	13,151	124,906	15,344	37,237	218,339
98	59,721	31,454	245,015	33,081	84,395	453,666
99	288,009	183,389	795,609	159,537	449,051	1,875,595
100	187,229	119,217	517,210	103,712	291,919	1,219,287
101	79,300	50,494	219,062	43,927	123,642	516,426
102	98,716	62,858	272,701	54,682	153,915	642,873
103	99,107	63,107	273,779	54,898	154,524	645,415
104	184,615	117,553	509,991	102,264	287,844	1,202,268
105	99,347	63,259	274,439	55,031	154,897	646,973
106	138,425	88,141	382,390	76,678	215,825	901,459
107	134,641	85,733	371,939	74,582	209,927	876,821
108	97,284	61,946	268,744	53,889	151,681	633,543
Total	3,940,302	2,508,984	10,884,882	2,182,654	6,143,558	25,660,381

Table 2.1-8(3) Trip Attraction for High Income Group in 2025

C_Zone	Work	School	Home	NHBB	Private	Total
1	60,974	55,246	177,385	36,225	143,593	473,423
2	27,555	9,243	102,038	16,370	33,571	188,777
3	29,475	25,532	62,478	17,511	67,075	202,072
4	654	0	23,448	389	360	24,850
5	18,180	11,887	136,500	10,801	33,681	211,050
6	18,461	4,500	131,258	10,968	19,121	184,307
7	12,990	18,720	19,909	7,717	44,435	103,770
8	54,289	20,594	45,366	32,253	70,891	223,393
9	23,926	4,467	77,107	14,214	22,062	141,776
10	12,939	9,510	135,558	7,687	26,062	191,757
11	4,133	16,763	86,841	2,456	35,665	145,858
12	7,820	5,919	151,105	4,646	16,093	185,584
13	15,670	20,775	107,467	9,310	50,003	203,225
14	22,595	7,723	184,402	13,424	27,816	255,960
15	8,693	1,920	41,746	5,164	8,607	66,129
16	28,655	13,758	150,390	17,024	43,170	252,997
17	24,236	12,233	61,829	14,398	37,701	150,398
18	35,234	15,447	140,347	20,932	50,154	262,114
19	193,338	82,699	100,483	114,861	271,102	762,483
20	66,043	32,650	58,001	39,236	101,372	297,301
21	14,397	4,429	110,190	8,553	16,743	154,311
22	17,423	8,067	119,170	10,351	25,655	180,667
23	12,361	4,079	84,624	7,344	14,927	123,335
24	15,434	15,953	49,259	9,169	40,268	130,082
25	10,909	7,373	123,379	6,481	20,689	168,830
26	21,291	11,566	58,240	12,649	34,753	138,498
27	17,778	7,729	96,045	10,562	25,177	157,291
28	430	1,138	15,416	256	2,504	19,744
29	6,553	2,507	44,421	3,893	8,599	65,974
30	3,689	1,063	26,840	2,191	4,146	37,929
31	16,012	24,851	32,171	9,513	58,312	140,859
32	83,252	12,637	42,571	49,459	70,977	258,897
33	140,340	17,845	25,527	83,375	112,761	379,848
34	1,960	9,031	62,931	1,164	19,067	94,153
35	25,542	8,647	74,689	15,175	31,278	155,332
36	101,935	15,253	78,130	60,559	86,466	342,344
37	32,704	7,782	49,820	19,429	33,495	143,229
38	11,842	3,632	78,949	7,035	13,749	115,208
39	80,746	28,172	48,379	47,971	100,541	305,810
40	35,511	24,129	93,425	21,097	67,600	241,762
41	35,165	4,877	125,578	20,891	29,063	215,574
42	14,968	7,214	63,351	8,892	22,605	117,031
43	5,894	4,063	162,603	3,502	11,335	187,397
44	18,594	18,263	81,419	11,047	46,609	175,932
45	19,167	38,018	67,948	11,387	86,274	222,793
46	8,812	4,912	95,956	5,235	14,632	129,546
47	6,695	4,311	29,052	3,978	12,271	56,307
48	20,924	9,701	29,280	12,431	30,836	103,172
49	73,315	152,030	86,730	43,556	343,167	698,798
50	13,669	8,870	96,778	8,121	25,190	152,628
51	23,826	18,513	105,209	14,155	49,985	211,687
52	49,162	27,368	106,902	29,207	81,562	294,201
53	46,798	62,822	78,486	27,802	150,884	366,793
54	44,549	13,652	110,176	26,466	51,703	246,546
55	6,829	1,302	85,951	4,057	6,351	104,490
56	85,595	24,581	58,580	50,851	96,057	315,663
57	35,139	47,645	73,690	20,876	114,238	291,587
58	9,691	7,324	127,577	5,757	19,921	170,269
59	6,266	12,572	21,357	3,723	28,490	72,408
60	11,815	653	24,144	7,019	7,801	51,433
61	3,304	2,398	22,295	1,963	6,595	36,554
62	1,130	7,197	10,192	671	14,958	34,148
63	6,051	6,697	24,053	3,595	16,669	57,064
64	0	3,437	26,972	0	6,846	37,254
65	13,740	7,464	37,586	8,163	22,428	89,381
66	22,430	2,649	22,769	13,326	17,617	78,792
67	24,729	0	37,704	14,691	13,606	90,730
68	27,528	7,218	56,533	16,354	29,523	137,156
69	7,568	9,050	90,109	4,496	22,190	133,413
70	22,779	5,046	60,230	13,533	22,584	124,171
71	28,376	9,515	18,652	16,858	34,566	107,967
72	31,729	970	35,970	18,850	19,389	106,908
73	25,046	7,144	17,206	14,880	28,010	92,285
74	48,437	8,626	53,493	28,776	43,831	183,162
75	14,214	12,105	45,342	8,444	31,932	112,037
76	4,394	4,497	58,892	2,610	11,375	81,768
77	3,606	3,585	46,776	2,142	9,126	65,236
78	13,169	24,637	32,399	7,824	56,321	134,350
79	32,275	7,948	47,380	19,175	33,590	140,369
80	0	0	0	0	0	0
81	12,803	4,694	64,801	7,606	16,394	106,299
82	6,948	1,624	24,773	4,128	7,057	44,530
83	3,914	9,126	66,840	2,325	20,331	102,536
84	16,959	6,812	45,945	10,076	22,900	102,692
85	5,743	2,020	72,166	3,412	7,184	90,526
86	15,813	11,077	61,910	9,395	30,766	128,961
87	8,828	6,007	65,392	5,245	16,823	102,295
88	697	3,306	12,825	414	6,968	24,210
89	13,310	8,528	94,873	7,907	24,310	148,929
90	21,512	4,236	48,905	12,780	20,274	107,707
91	292,972	159,155	801,414	174,053	478,214	1,905,808
92	63,602	34,551	173,979	37,785	103,816	413,733
93	220,529	119,801	603,248	131,015	359,966	1,434,558
94	147,404	80,076	403,216	87,572	240,605	958,873
95	57,212	31,080	156,500	33,989	93,386	372,167
96	110,624	60,096	302,607	65,721	180,570	719,618
97	4,179	1,516	11,771	2,482	5,319	25,267
98	28,070	18,190	98,732	16,676	51,678	213,345
99	365,402	198,503	999,546	217,083	596,441	2,376,974
100	237,541	129,043	649,785	141,122	387,735	1,545,225
101	100,610	54,656	275,215	59,772	164,224	654,476
102	125,244	68,038	342,601	74,407	204,435	814,725
103	125,740	68,307	343,957	74,702	205,243	817,949
104	234,225	127,242	640,715	139,152	382,322	1,523,656
105	126,043	68,472	344,784	74,881	205,738	819,919
106	175,621	95,405	480,405	104,336	286,664	1,142,432
107	170,821	92,798	467,277	101,484	278,830	1,111,210
108	123,426	67,051	337,628	73,327	201,467	802,898
Total	4,999,141	2,715,755	13,674,961	2,969,961	8,160,025	32,519,844

Table 2.1-8(4) Trip Attraction for All Income Group in 2025

C_Zone	Work	School	Home	NHBB	Private	Total
1	99,917	89,000	241,372	57,277	216,083	703,648
2	75,538	28,338	264,499	41,829	96,046	506,249
3	86,700	62,740	147,852	48,118	157,730	503,141
4	3,384	797	87,026	1,854	3,182	96,242
5	37,803	31,362	254,845	21,320	71,822	417,151
6	51,512	18,179	298,185	28,460	61,384	457,719
7	38,209	44,717	85,198	21,352	94,256	283,733
8	120,953	54,760	139,892	68,068	165,585	549,258
9	63,017	8,960	133,929	35,266	60,753	301,925
10	23,835	20,121	198,960	13,566	46,506	302,988
11	8,870	49,299	187,651	5,012	75,829	326,660
12	22,210	15,654	258,264	12,256	39,483	347,867
13	29,081	47,626	225,590	16,507	91,566	410,370
14	54,773	23,462	318,593	30,675	72,187	499,689
15	34,220	28,196	207,782	18,974	55,706	344,879
16	63,196	40,292	294,512	35,467	101,268	534,735
17	52,875	34,600	156,010	29,933	83,396	356,815
18	47,654	19,831	172,768	27,701	65,662	333,618
19	311,255	120,183	168,815	178,887	411,871	1,191,011
20	125,637	77,580	156,893	71,158	203,658	634,927
21	28,806	21,435	198,433	16,377	49,329	314,380
22	38,868	17,195	216,132	22,034	53,217	347,446
23	20,451	7,815	137,515	11,704	25,361	202,846
24	30,358	42,674	127,430	17,260	82,768	300,490
25	21,377	19,311	216,374	12,136	42,781	311,978
26	42,468	25,056	116,208	24,076	67,212	275,019
27	35,676	19,703	188,497	20,196	50,539	314,611
28	2,431	5,078	72,059	1,287	5,835	86,691
29	16,345	10,186	116,281	9,132	23,405	175,348
30	10,072	4,706	69,118	5,616	12,489	102,000
31	37,123	50,797	67,098	20,965	105,599	281,581
32	140,076	23,639	95,400	80,470	127,626	467,210
33	240,284	33,891	53,564	138,010	209,555	675,303
34	8,774	23,208	139,624	4,898	40,364	216,869
35	47,811	16,500	131,344	27,148	58,879	281,682
36	176,854	26,228	126,045	101,014	162,181	592,321
37	72,090	23,180	155,992	40,236	84,371	375,868
38	24,471	10,061	154,309	13,763	30,919	233,523
39	153,032	62,825	95,260	87,016	199,979	598,111
40	65,937	51,042	170,112	37,426	121,044	445,560
41	72,509	15,083	220,297	41,174	70,460	419,522
42	26,907	15,827	126,112	15,268	42,097	226,211
43	13,860	8,568	248,251	7,785	22,878	301,343
44	34,634	36,166	127,431	19,686	79,477	297,393
45	40,717	65,129	119,967	23,038	135,715	384,566
46	19,870	13,142	168,434	11,098	33,658	246,202
47	22,573	12,578	102,632	12,473	31,987	182,243
48	42,922	25,444	136,180	24,165	64,394	293,106
49	129,390	241,433	126,103	73,872	498,711	1,069,509
50	27,791	18,265	165,564	15,722	48,463	275,805
51	45,211	36,716	167,403	25,833	88,581	363,745
52	103,419	64,706	161,983	58,291	172,829	561,227
53	75,859	102,010	125,604	43,486	222,194	569,153
54	85,946	29,835	183,881	48,877	102,720	451,260
55	9,409	3,286	154,944	5,441	9,953	183,033
56	174,754	48,138	106,207	99,236	196,666	625,001
57	67,181	85,715	102,526	38,289	185,634	479,345
58	21,418	12,060	206,653	12,108	33,986	286,224
59	15,372	26,478	61,707	8,579	50,621	162,757
60	28,460	6,664	77,566	15,876	27,824	156,390
61	10,692	8,954	49,004	5,901	18,235	92,787
62	5,619	20,290	61,603	3,123	32,375	123,010
63	12,979	18,173	48,362	7,319	33,987	120,819
64	34,247	8,255	51,548	18,433	41,489	153,972
65	27,407	16,170	74,997	15,538	43,376	177,488
66	44,172	5,560	60,754	25,257	37,252	172,995
67	40,826	3,142	66,562	23,331	31,413	165,273
68	47,461	13,149	93,393	27,108	53,120	234,231
69	15,031	16,285	144,650	8,568	35,934	220,468
70	35,017	9,652	101,275	20,166	37,467	203,577
71	47,967	14,552	44,818	27,374	56,597	191,307
72	60,363	3,324	59,530	34,438	45,324	202,979
73	42,981	29,968	42,410	24,644	68,726	208,731
74	76,080	22,982	106,644	43,808	82,600	332,114
75	26,175	26,266	76,109	14,936	57,490	200,975
76	6,955	6,700	96,361	3,982	15,582	129,580
77	8,196	6,982	88,116	4,646	16,634	124,573
78	21,426	62,780	60,840	12,303	108,311	265,659
79	67,418	27,585	95,113	38,321	84,857	313,294
80	54	45	44,984	26	77	45,185
81	30,389	12,130	111,961	17,206	38,269	209,955
82	9,844	3,578	67,801	5,666	10,688	97,576
83	7,137	18,962	117,107	4,063	34,531	181,801
84	38,345	21,530	95,309	21,635	56,800	233,620
85	12,260	7,787	129,858	6,966	17,776	174,647
86	31,305	27,679	117,300	17,695	60,784	254,764
87	26,425	12,986	123,301	14,903	37,180	214,794
88	4,227	9,647	53,796	2,313	15,866	85,850
89	24,164	17,310	145,015	13,735	43,098	243,322
90	47,906	12,840	112,672	27,127	51,226	251,770
91	584,382	344,783	1,599,102	331,304	924,871	3,784,442
92	126,864	74,849	347,149	71,923	200,780	821,564
93	439,882	259,528	1,203,691	249,382	696,179	2,848,663
94	294,022	173,472	804,558	166,690	465,333	1,904,075
95	114,118	67,329	312,272	64,697	180,609	739,026
96	220,658	130,187	603,809	125,098	349,225	1,428,977
97	41,786	24,948	185,030	22,631	56,743	331,138
98	104,871	65,108	413,526	58,041	160,531	802,076
99	728,857	430,022	1,994,441	413,211	1,153,523	4,720,053
100	473,816	279,549	1,296,547	268,620	749,882	3,068,414
101	200,684	118,402	549,149	113,773	317,611	1,299,619
102	249,820	147,393	683,608	141,631	395,378	1,617,831
103	250,809	147,976	686,313	142,191	396,942	1,624,232
104	467,202	275,646	1,278,450	264,871	739,416	3,025,585
105	251,414	148,333	687,966	142,534	397,900	1,628,147
106	350,307	206,680	958,577	198,600	554,412	2,268,576
107	340,732	201,031	932,381	193,171	539,260	2,206,575
108	246,194	145,254	673,687	139,575	389,639	1,594,349
Total	9,971,629	5,883,219	27,286,322	5,653,212	15,781,571	64,575,953

Table 2.1-9 Sample Size for Trip Generation and Attraction Model

	Generation						Attraction					
	Work	School	Home	NHBB	Private	Total	Work	School	Home	NHBB	Private	Total
LIG	1,361,728	842,819	3,471,040	678,069	1,915,479	8,269,135	1,367,471	843,467	3,459,829	678,314	1,921,221	8,270,302
MIG	1,261,557	912,863	3,448,830	707,724	1,882,655	8,213,629	1,266,228	913,441	3,433,511	710,425	1,891,247	8,214,852
HIG	624,948	414,628	1,701,126	375,276	935,199	4,051,177	640,525	423,148	1,656,675	374,292	957,438	4,052,078
Total	3,248,233	2,170,310	8,620,996	1,761,069	4,733,333	20,533,941	3,274,224	2,180,056	8,550,015	1,763,031	4,769,906	20,537,232

Note; Sample size of trip generation and attraction models is used for after expansion data.

Table 2.1-10 Sample Size for Modal Split Model

	1 st Step	2nd Step
LIG	5,219,141	1,677,961
MIG	6,058,946	2,553,755
HIG	3,364,134	2,171,134
Total	14,642,221	6,402,850

Note: Sample size of modal split model is used as after expansion data

2. 2 OD Tables

Person Trip OD Tables are shown in the following Tables.

Table 2.2-1 Person Trip OD Table for All Income Group in 2009

	1	2	3	4	5	6	7	8	9	10	11	12	13	14	15	16	17	18	19	Total
1	1,768,062	516,024	14,177	398,466	99,672	6,982	4,495	25,893	9,563	3,094	9,041	34	24	11	14,657	924	14,525	20,459	1,556	2,907,659
2	514,707	4,269,277	153,819	445,966	499,373	16,563	15,015	49,984	4,038	93,855	37,567	6	0	10,351	49,188	12,377	27,259	64,332	10,161	6,273,838
3	15,102	169,954	1,670,423	7,052	52,810	585	166	540	14	0	1,696	15	2	0	0	0	0	2,388	247	1,920,994
4	419,416	458,866	5,456	4,622,492	353,509	26,892	12,364	33,137	8,188	0	46,042	0	0	13,180	49,920	18,432	114,549	35,948	2,692	6,221,083
5	95,966	490,434	43,526	357,814	1,880,360	67,546	21,450	76,493	34,656	4,976	11,479	1	1	28,438	61,451	37,017	18,930	25,377	1,047	3,256,962
6	10,921	15,014	451	23,161	71,128	538,964	2,063	5,887	9,936	0	34	0	0	0	7,269	2,028	395	0	267	687,518
7	5,412	15,811	183	11,602	21,864	1,192	94,594	3,147	14,804	0	762	0	0	4,868	3,282	8,668	2,813	1,204	56	190,262
8	27,217	48,896	604	32,636	74,191	3,835	2,768	790,999	53,768	3	2,640	3	0	9,695	13,897	22,494	8,068	2,410	113	1,094,237
9	6,978	4,151	6	7,588	30,677	9,480	15,599	47,633	513,039	0	3,688	0	0	19,243	17,697	5,227	2,916	1,157	107	685,186
10	10,685	68,417	2	11,838	16,054	8	2,079	4,167	0	2,727,805	83,454	9	0	4,113	0	0	6,586	5,187	77,579	3,017,983
11	5,266	48,447	691	46,862	28,259	0	1,954	9,559	2,522	63,808	1,409,297	1	7,528	7,940	36,869	0	8,492	395	8,430	1,686,320
12	6,675	19,477	4,559	14,673	6,448	521	175	2,384	538	1,808	557	705,957	3,081	481	648	453	511	806	532	770,284
13	102	159	40	133	48	1	0	20	3	16	39,907	100	466,418	2	5	3	3	6	5	506,971
14	7,846	13,180	1,974	14,430	20,221	0	70	145	24,335	0	0	0	0	590,930	6,780	13,351	5,486	1,524	856	701,128
15	7,567	29,963	285	46,611	62,191	5,541	6,851	33,242	17,552	0	22,979	0	0	14,855	1,528,627	3,583	2,586	9,373	1,405	1,793,211
16	7,668	9,925	0	31,402	31,256	1,207	5,037	10,281	6,213	257	104	0	0	1,247	5,756	552,575	754	0	0	663,682
17	8,794	20,869	776	69,042	12,553	104	6,806	14,067	6,507	563	20,243	0	0	11,035	11,230	2,888	1,005,217	1,585	1,592	1,193,871
18	12,878	77,716	41	33,679	15,215	2,208	481	997	74	3,573	2,010	0	6,085	473	5,813	2,016	1,038	1,016,819	6,216	1,187,332
19	487	19,496	0	5,144	965	14	616	1,266	0	49,287	7,373	2	0	1,977	17,079	0	1,987	8,386	607,046	721,125
Total	2,931,749	6,296,076	1,897,013	6,180,591	3,276,794	681,643	192,583	1,109,841	705,750	2,949,045	1,698,873	706,128	483,139	718,839	1,830,168	682,036	1,222,115	1,197,356	719,907	35,479,646

Souce: JICA Study Team

Table 2.2-2 Person Trip OD Table for Middle Income Group in 2025

	1	2	3	4	5	6	7	8	9	10	11	12	13	14	15	16	17	18	19	Total
1	2,308,624	769,960	26,207	678,881	177,692	17,939	20,412	46,287	9,749	6,938	17,596	89	21,476	20	26,015	2,522	27,389	37,555	2,972	4,198,323
2	781,033	6,899,976	285,475	746,856	833,837	37,899	63,365	100,612	4,131	160,845	71,844	124	64,790	22,839	86,192	27,120	54,420	120,762	18,655	10,380,775
3	34,084	332,174	4,097,128	13,543	112,235	2,112	907	1,125	22	4	4,683	56	1,119	0	0	0	1	6,387	712	4,606,292
4	712,687	755,456	10,347	6,286,846	554,841	75,405	52,643	60,896	10,841	0	89,372	75	57,124	28,080	88,222	36,998	215,015	65,235	6,031	9,106,114
5	166,772	821,375	93,705	591,926	2,958,414	191,369	102,114	149,662	37,097	11,259	23,439	47	98,252	57,562	102,151	65,195	37,337	47,207	1,991	5,556,874
6	31,273	46,607	2,074	80,686	237,275	2,352,536	16,950	19,185	21,063	2	86	9	18,447	0	15,564	5,253	945	0	689	2,848,644
7	23,664	64,860	1,037	50,270	99,795	6,307	1,003,163	19,975	45,124	7	4,012	2	0	27,787	14,985	47,256	14,370	6,098	314	1,429,026
8	49,153	103,617	1,449	63,100	147,457	8,684	17,077	1,994,007	66,408	8	6,483	24	13,910	25,702	29,284	57,736	19,214	5,745	290	2,609,348
9	8,523	5,904	6	10,488	30,941	14,984	47,160	56,955	488,327	0	5,017	0	49,911	28,866	21,097	7,488	3,885	1,527	148	781,227
10	18,585	108,467	6	17,502	26,436	13	9,195	8,482	0	4,150,087	172,514	32	10,281	9,141	0	0	13,159	10,327	166,211	4,720,438
11	7,300	80,564	1,598	79,534	45,926	0	9,525	23,345	3,097	126,683	2,550,669	7	10,566	19,273	71,555	0	18,495	862	19,688	3,068,687
12	11,691	35,068	11,119	25,003	12,300	940	961	6,613	733	3,836	1,345	1,180,949	1,047	1,263	1,349	1,122	1,200	1,872	1,323	1,299,734
13	25,096	63,307	1,092	48,022	90,912	6,531	6	13,000	42,668	9	4,339	4	1,202,412	30,275	16,260	51,468	15,473	6,635	332	1,617,841
14	20,458	32,641	6,754	36,243	47,262	0	499	465	44,617	0	0	6	550	1,343,443	19,494	46,285	17,721	4,891	2,960	1,624,289
15	13,548	48,823	609	74,738	97,046	8,499	31,415	75,779	20,155	0	48,469	3	34,664	33,757	2,503,093	7,859	5,276	19,044	3,064	3,025,841
16	15,173	24,600	0	71,406	67,353	2,707	33,407	31,213	10,219	694	324	4	36,889	4,132	15,237	1,312,653	2,235	0	0	1,628,246
17	15,979	36,793	1,762	111,139	20,752	170	32,846	30,627	7,874	1,106	45,066	5	36,295	26,489	21,541	6,688	1,866,545	3,406	3,669	2,268,752
18	26,762	153,284	126	69,173	31,181	4,325	2,803	2,628	110	8,490	5,412	12	3,120	1,380	13,506	5,654	2,700	1,858,732	17,350	2,206,748
19	1,160	37,544	3	9,923	1,737	27	3,602	3,337	0	117,420	19,943	16	4,007	5,755	39,754	0	5,194	21,846	1,323,200	1,594,468
Total	4,271,565	10,421,020	4,540,497	9,065,279	5,593,392	2,730,447	1,448,050	2,644,193	812,235	4,587,388	3,070,613	1,181,464	1,664,860	1,665,764	3,085,299	1,681,297	2,320,574	2,218,131	1,569,599	64,571,667

Souce: JICA Study Team

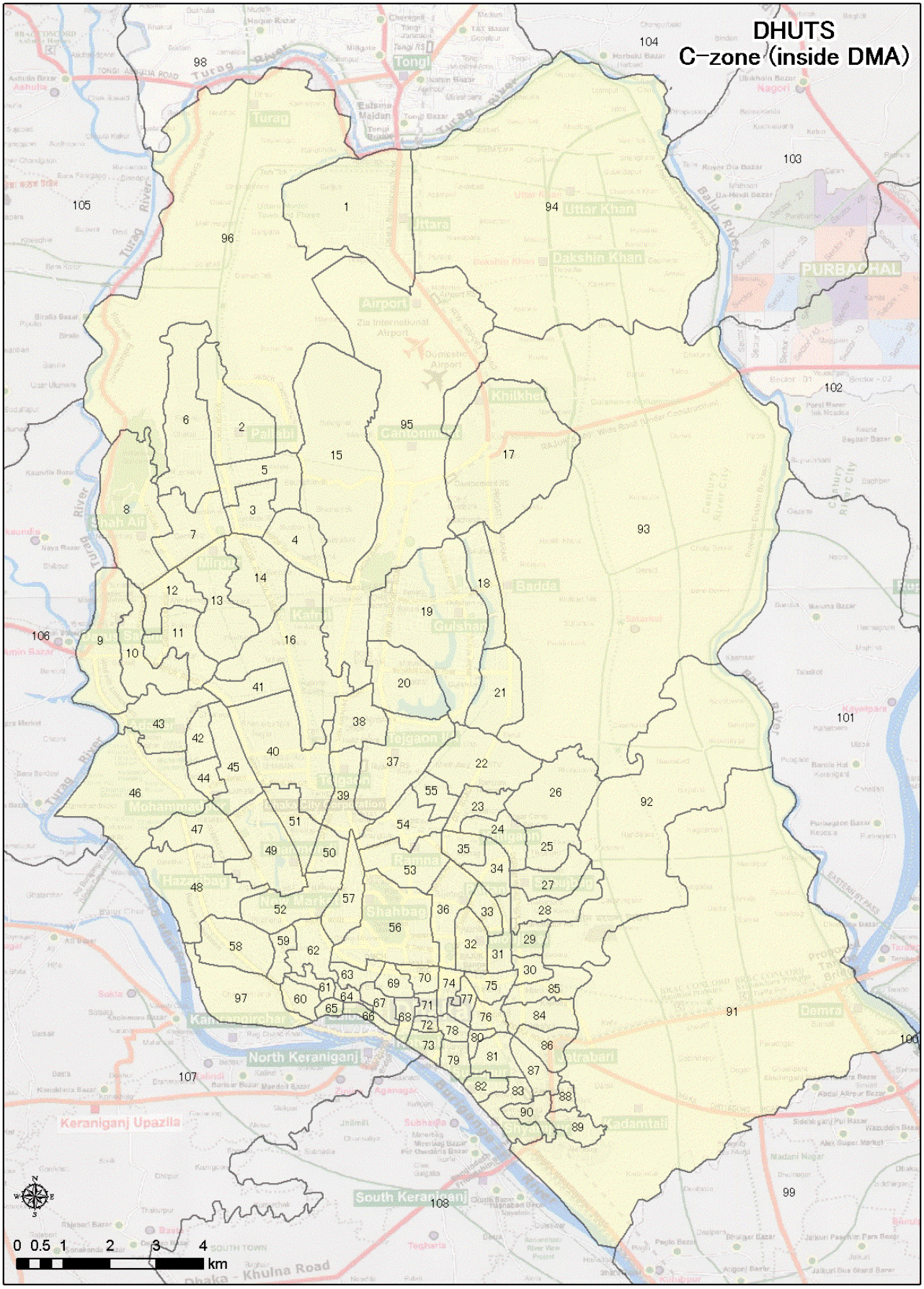

Figure 2.1-1 Zoning Map in DMA

2.2 Network Development and Representation

Transport network was developed, which includes road network, city bus route, railway, and future MRT and BRT networks. The number of links is 1,564, 1,564 in present year and future, respectively.

Figure 2.2-1 Developed Present Road Network in DMA

2.3 Traffic Assignment

Table 2.3-1 Traffic Assignment to 'Do Nothing' Scenario in 2025

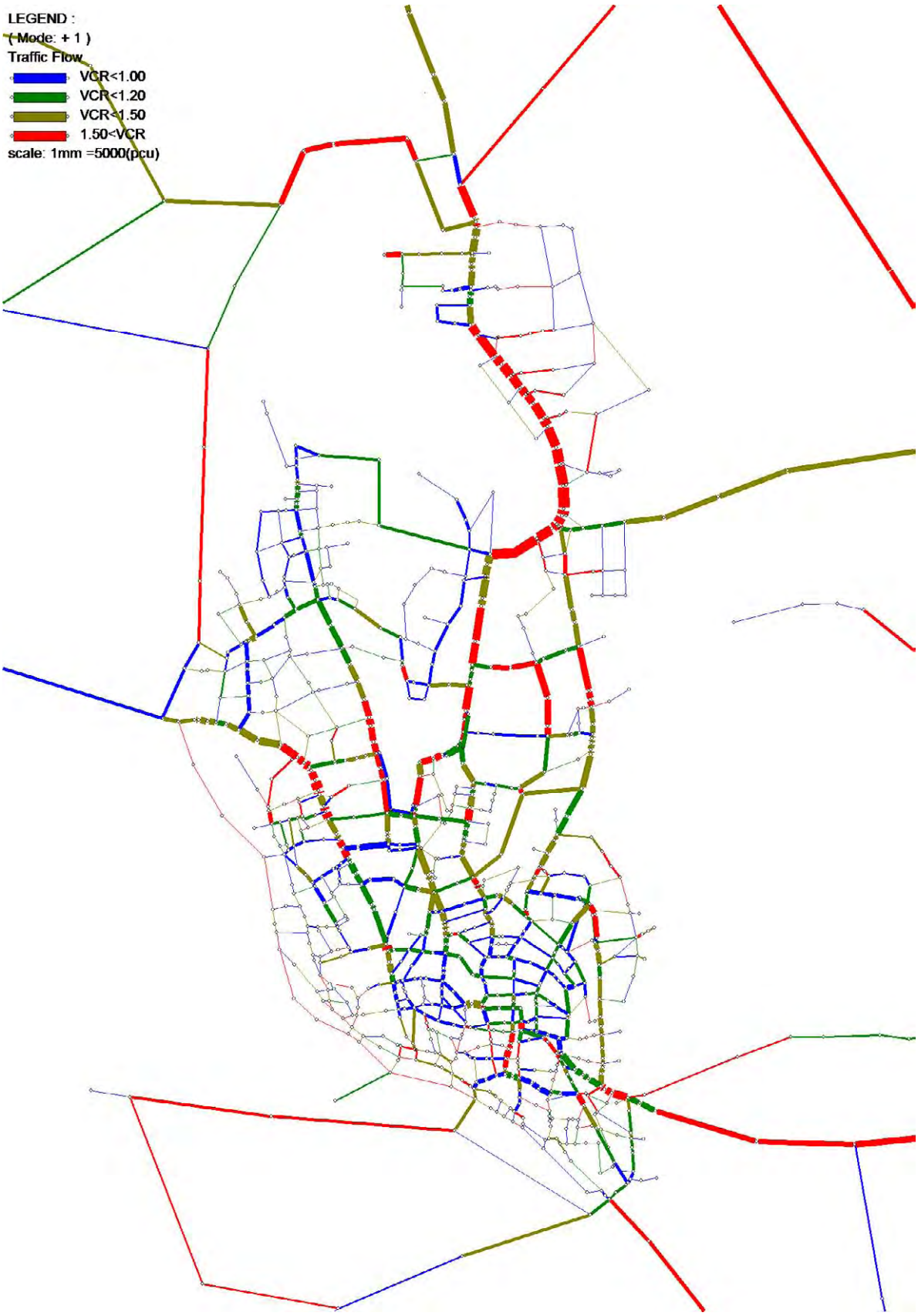

Table 2.3-2 Traffic Assignment to 'Do Maximum' Scenario in 2025 (Road)

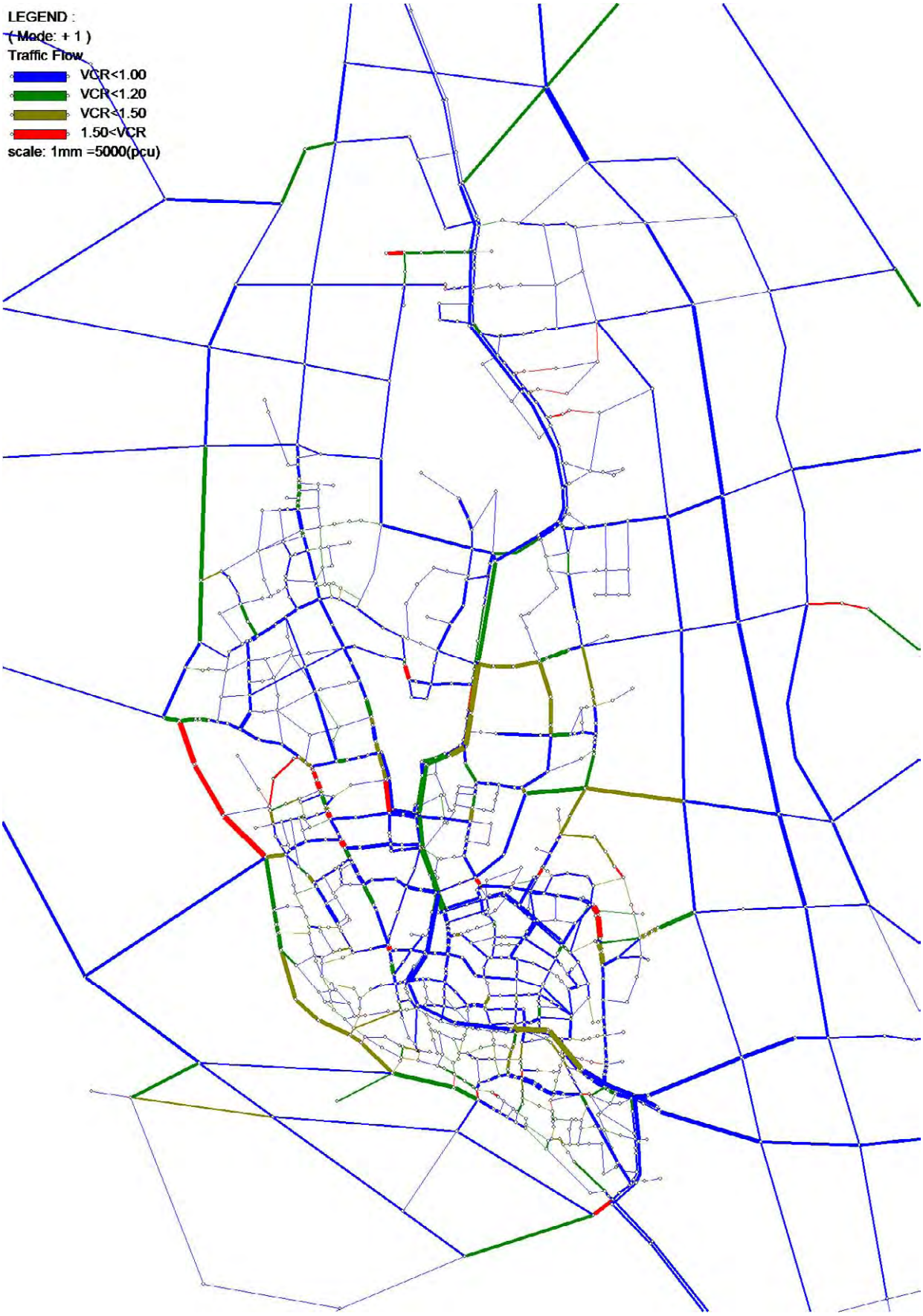

Table 2.3-3 Traffic Assignment to 'Do Medium' Network Scenario in 2025 (Road)

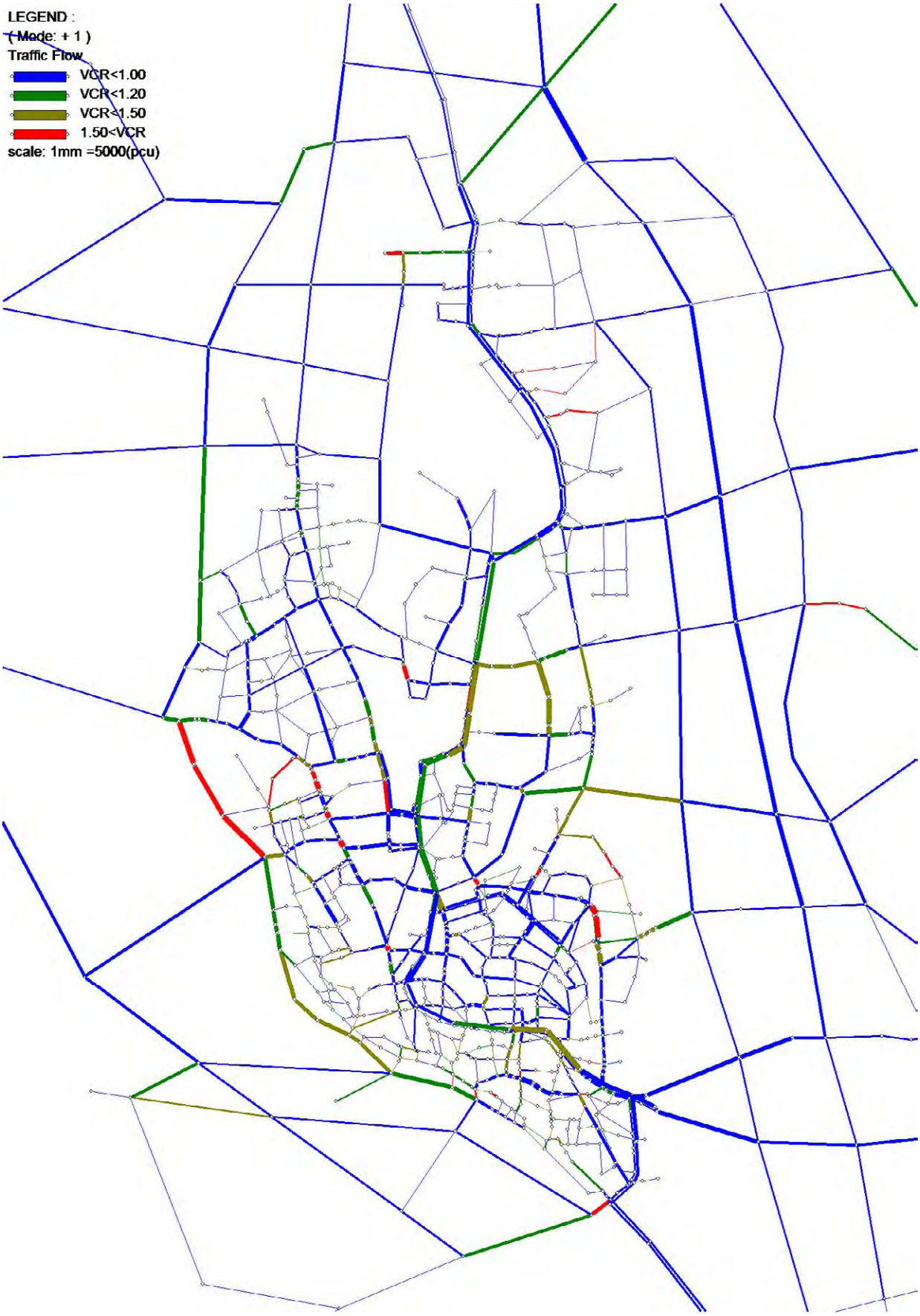

Table 2.3-4 Traffic Assignment to 'Do Minimum' Network Scenario in 2025 (Road)

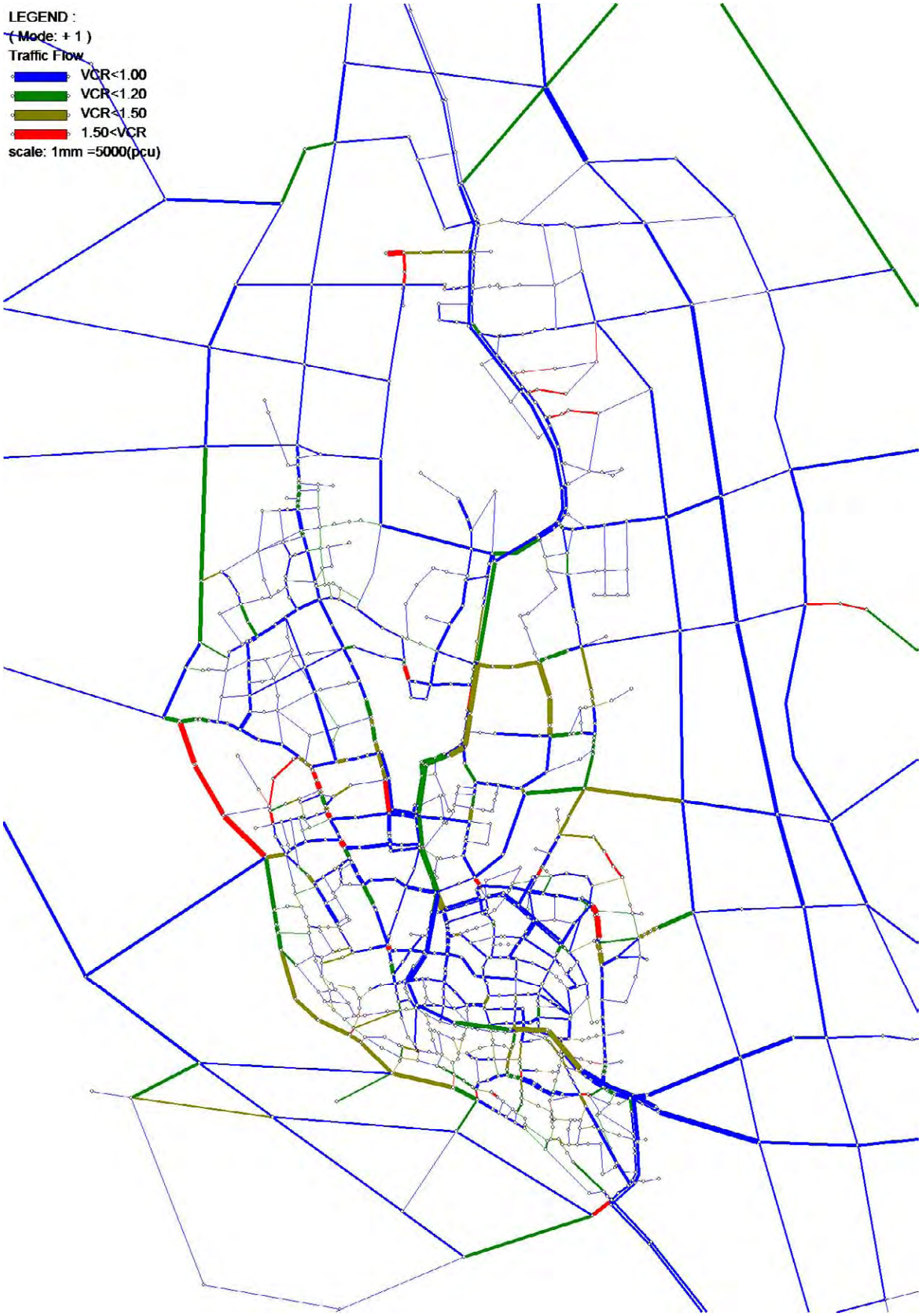

Table 2.3-5 Traffic Assignment to 'Do Maximum' Network Scenario in 2025 (MTS Network)

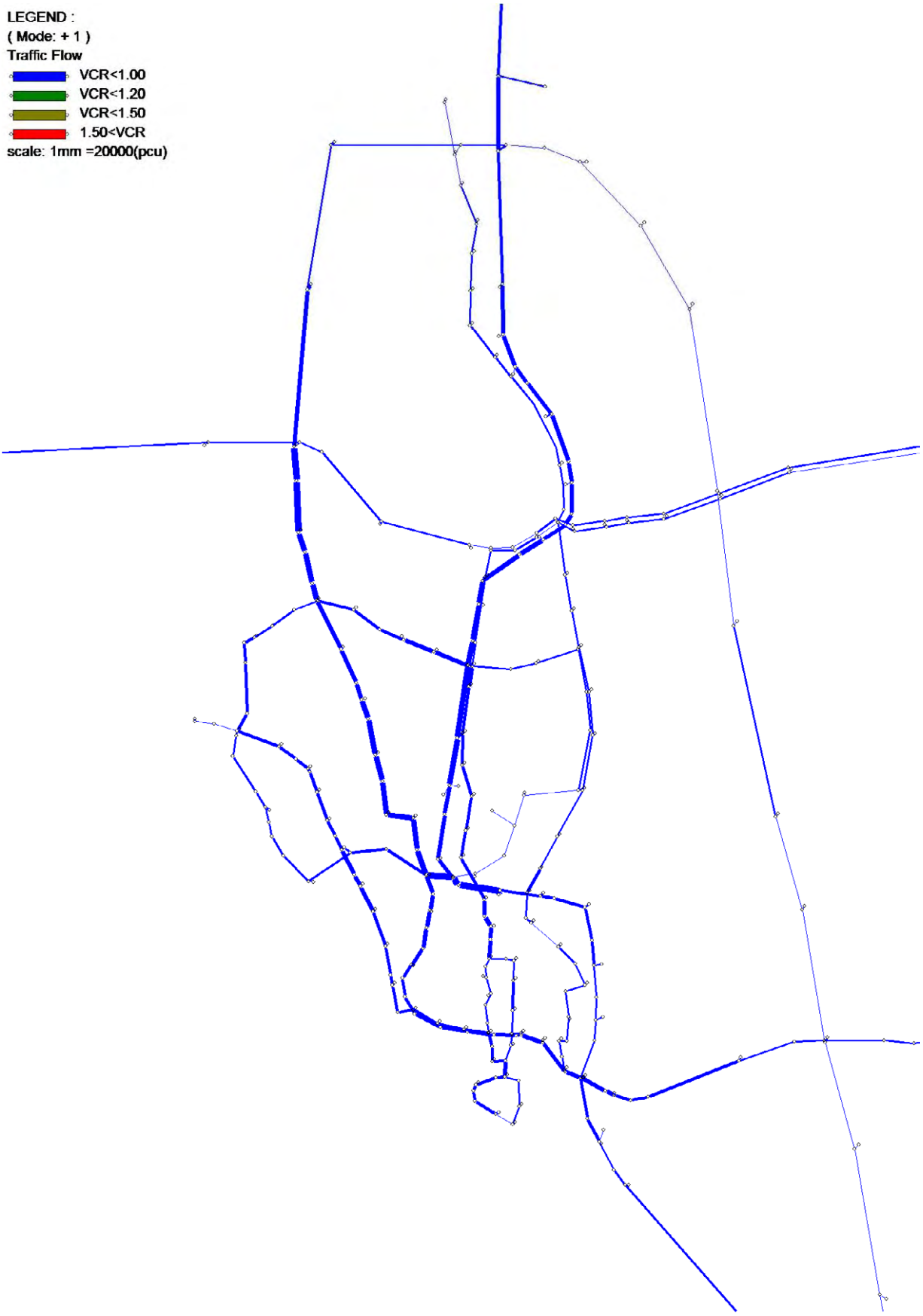

Table 2.3-6 Traffic Assignment to 'Do Medium' Network Scenario in 2025 (MTS Network)

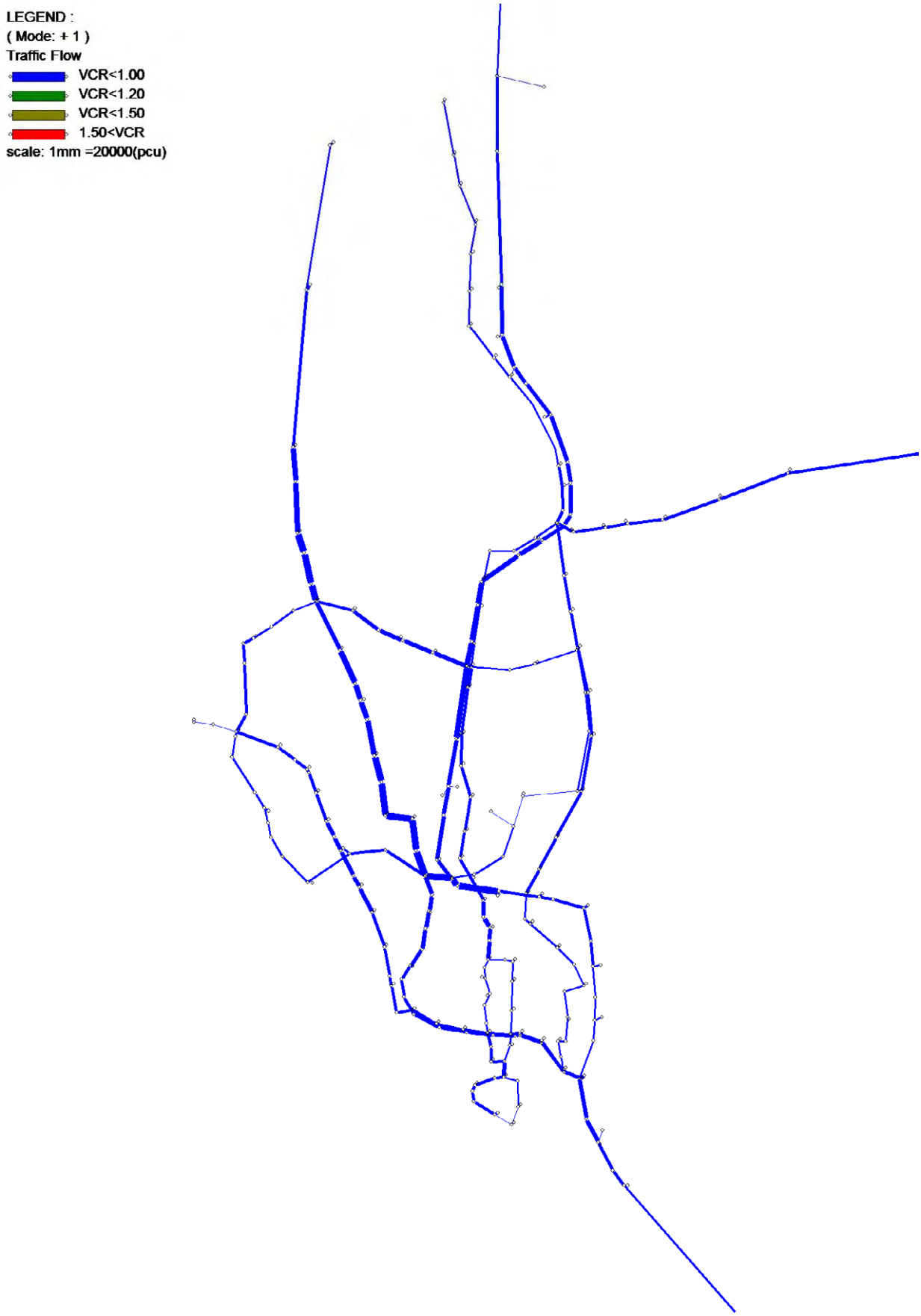

Table 2.3-7 Traffic Assignment to 'Do Minimum' Network Scenario in 2025 (MTS Network)

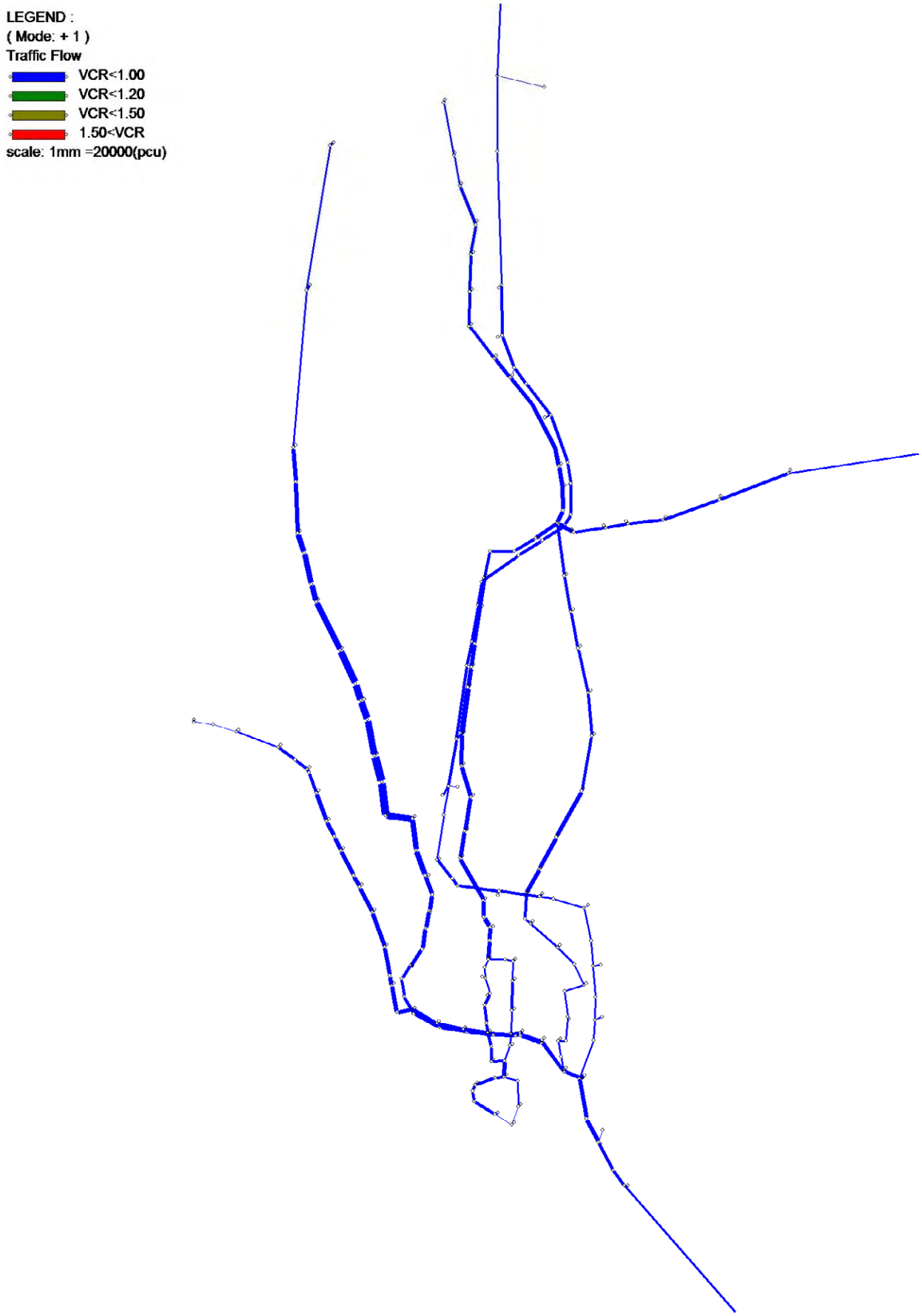

2.4 JICA STRADA (JICA System for Traffic Demand Analysis)

JICA has developed the traffic demand forecasting package so called as JICA STRADA (JICA System for Traffic Demand Analysis). This package which covers overall traffic demand forecasting model consists of 23 programs as shown below;

- GA Module Builder
- GA Generator
- OD Model Builder
- OD Generator
- MS Model Builder
- MS Generator
- Matrix Editor
- OD Matrix Manipulator
- Zoning Editor
- Point Read
- Network editor
- Transit Line Editor
- Spider Network Generator
- Incremental Assignment
- Equilibrium Assignment
- LP Assignment Parameter Editor
- LP Assignment
- Transit Assignment Parameter Editor
- Transit Assignment
- Highway Reporter
- Zone Graph
- Desired Line Viewer

The objective and function of each program are referred to the user's manual of the JICA STRADA.

Overall configuration of this package is shown in Figure 2.4-1.

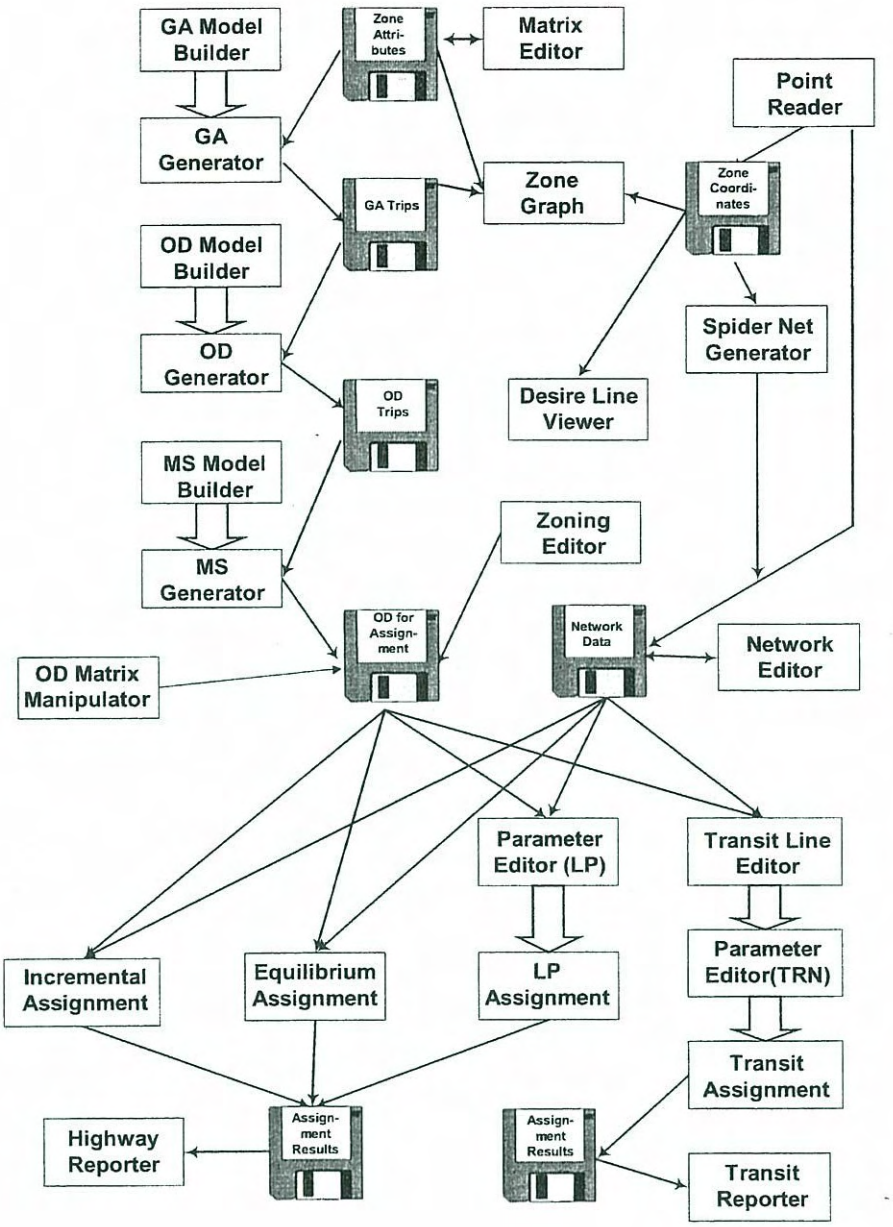

Figure 2.4-1 Overall Configuration of Traffic Demand Forecasting Package

APPENDIX 3: POPULATION ESTIMATION AND HOUSING DEVELOPMENT

3.1 The Study Area

3.1.1 Administrative Structure in Bangladesh

Bangladesh has the total population of 124.35 million persons in 2001 with the land area of 147,776 square kilometer. The country is administratively divided into 6 divisions: Barisal, Chittagong, Dhaka, Khulna, Rajshahi and Sylhet. Table 3.1-1 shows the number of population and households in 2001 by division.

Administratively, each division is headed by a Commissioner. Division is further divided into districts called Zila in Bangali; there are 64 districts in the country and each district is administered by Deputy Commissioner. The districts are further divided into smaller administrative unit called Upazila headed by Upazila Nirbahi (Executive in English) officer. Currently, there are 481 Upazilas[1] in the country. These systems are central government administrative system and commissioner, deputy commissioner and Upazila Nirbahi officer are appointed by the Ministry of Establishment. Along with the central government administration, there are police jurisdiction units called Thana. There are 599 Thanas[2] in the country, as of December 2007. In urban areas, Thana is commonly used as a name of administrative unit.

Besides, there are local government administration systems; they are City Corporation, Municipality or called Pourashava, Ward and Union. As a place of Division Headquarter, there are six (6) City Corporations; one of them is Dhaka City Corporation (DCC) which has the largest population among the 6 City Corporations. The City Corporations are mandated to provide urban services to the residents living in their jurisdictions3. Mayor is administrative head of City Corporation and elected by the people in the jurisdiction. As urban status, there are 308 municipalities in the country. In the municipality, Municipality Chairman is administrative head and elected by the people in the jurisdiction. For local administrative purpose, the areas of City Corporation and Municipality are subdivided into wards, headed by Ward Commissioners.

These central and local administrations are complicated dual systems. For example, some Thanas with large population have been periodically subdivided into several Thanas. In the case of DCC, there were 12 Thanas in 1981, which increased to 14 Thanas in 1991and to 21 Thanas in 2001. Administrative boundaries of Thana are also complicated and not coherent with the boundaries of

[1] *Statistical Pocket Book of Bangladesh 2008, Bangladesh Bureau of Statistics, Planning Division, Ministry of Planning.*
[2] *Ditto*
[3] *Dhaka City Corporation Ordinance, 1983.*

local administrative units. More significantly, administrative limits of Dhaka City Corporation have expanded every year due to new housing development and urban expansion.

Table 3.1-1 Administrative Area and Population by Division, 2001

Division	Area (sq. km.)	Population in 2001(1,000)	Household in 2001 (1,000)
Barisal	13,644	8,174	1,648
Chittagong	33,771	24,290	4,472
Dhaka Division	30,985	39,044	8,236
Khulna	22,285	14,705	3,119
Rajshahi	34,495	30,202	6,627
Sylhet	12,596	7,940	1,388
Total	147,776	124,355	25,490

Source: BBS, Statistical Pocket Book of Bangladesh 2008

3.1.2 Definition of Dhaka Metropolitan Area (DMA)

As seen in the previous section, Dhaka is a common name of Division, District and City Corporation. Then, a question arises regarding definition of Dhaka Metropolitan Area (DMA). First, we need to clarify Dhaka Metropolitan Area as the study area for Dhaka Urban Transport Network Development Study (DHUTS). According to the Terms of Reference of the DHUTS, Dhaka Metropolitan Area (DMA) is described as "the area surrounded by Turang River, Balu River and Buriganga River, which is located on the east side of Dhaka District with DCC and its immediate environs."[4] This definition of DMA, however, differs from other usage, particularly Bangladesh Bureau of Statistics (BBS) and RAJUK[5] under Ministry of Housing and Public work.

There are at least three definitions of DMA. One is physical and administrative definition, i.e., DCC and its direct adjacent areas surrounded by Balu, Turag and Buriganga rivers within Dhaka District. Second, Bangladesh Bureau of Statistics (BBS) provides a definition of Statistical Metropolitan Area (SMA), which includes 27 Thanas/Upazilas in Dhaka, Narayanganj and Gazipur Districts. Third, from planning perspective, the RAJUK administrative area covers wider area including 30 Thanas/Upazilas in Dhaka, Narayanganj and Gazipur Districts. In other planning studies, such as Strategic Transport Planning (STP), Dhaka Metropolitan Area is essentially same area defined by RAJUK. Accordingly, the study area of the DHUTS covers the geographical area similar to the metropolitan area defined by the RAJUK, which includes 24 Thanas/Upalizas in Dhaka District, and 4 Upazilas in Narayanganj District and 2 Upazilas in Gazipur District. In order to avoid confusions, we define DMA as the area of DCC and its direct adjacent areas within Dhaka District and we call RAJUK administrative area as "Greater Dhaka Area" (GDA). These boundaries of DMA and RAJUK administrative area are illustrated in Figure 3.1-1.

[4] *Inception Report, April 2009, p.2*
[5] *RAJUK is the agency under Ministry of Housing and Public Work to be responsible for planning and development for Dhaka Metropolitan Area.*

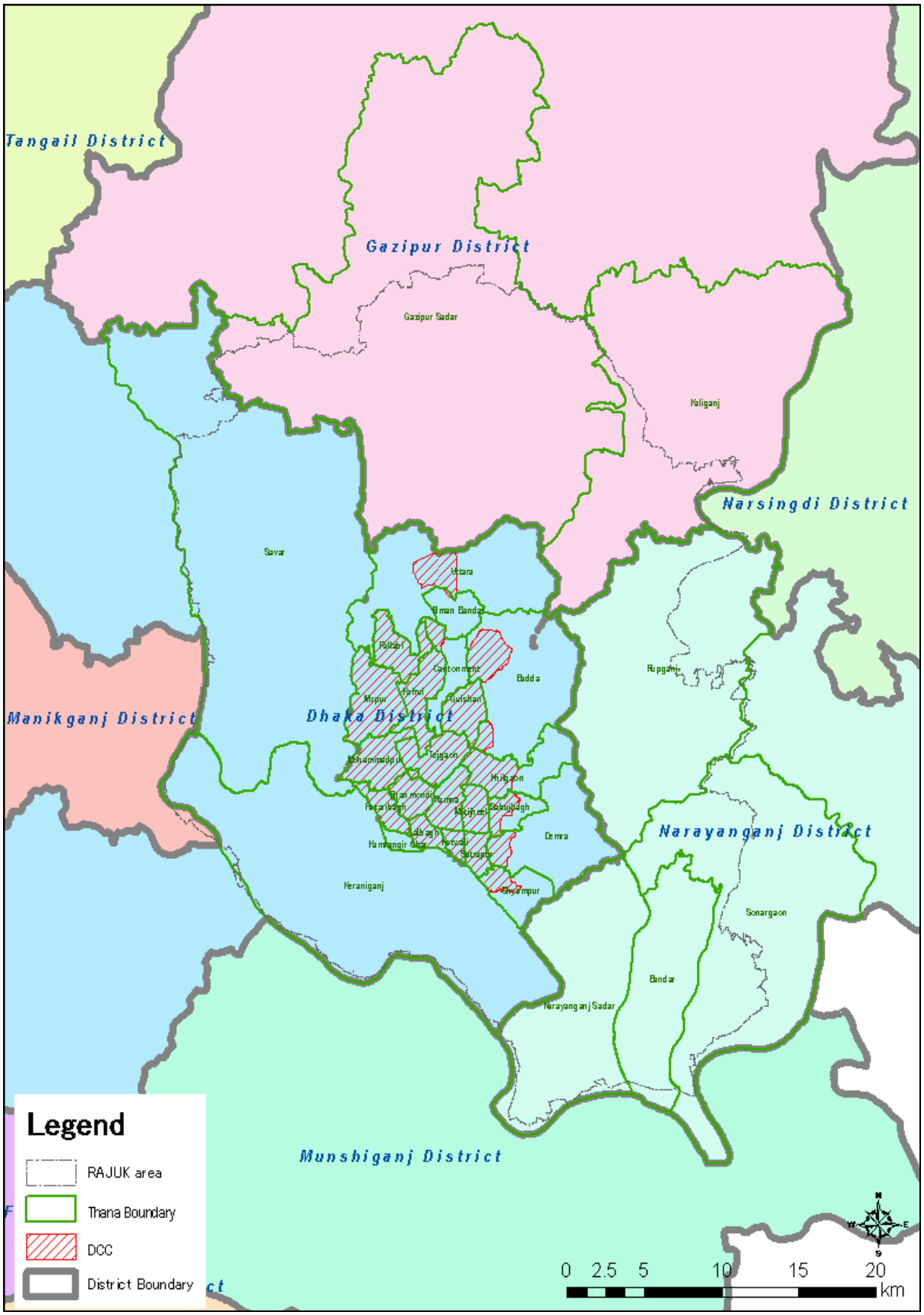

Figure 3.1-1 Boundary of Dhaka Metropolitan Area

3.2 Present Population

3.2.1 Population Trends in Bangladesh

Population Census has been carried out in Bangladesh since 1872 and the latest Population Census was carried out in 2001. Figure 3.2-1 shows the population growth in Bangladesh since the beginning of the twenty century. The significant population growth can be seen in the 1950s, 1960's, 1970s and 1980s. During these decades, the average annual growth rates in the country were more than 2%. Since then the population growth rate has been decreased to 1.59% p.a. during the period from 1991 to 2001. The recent population Census shows that the total population of Bangladesh was 130.5 million in 2001 and estimated to be 144.5 million in 2008.

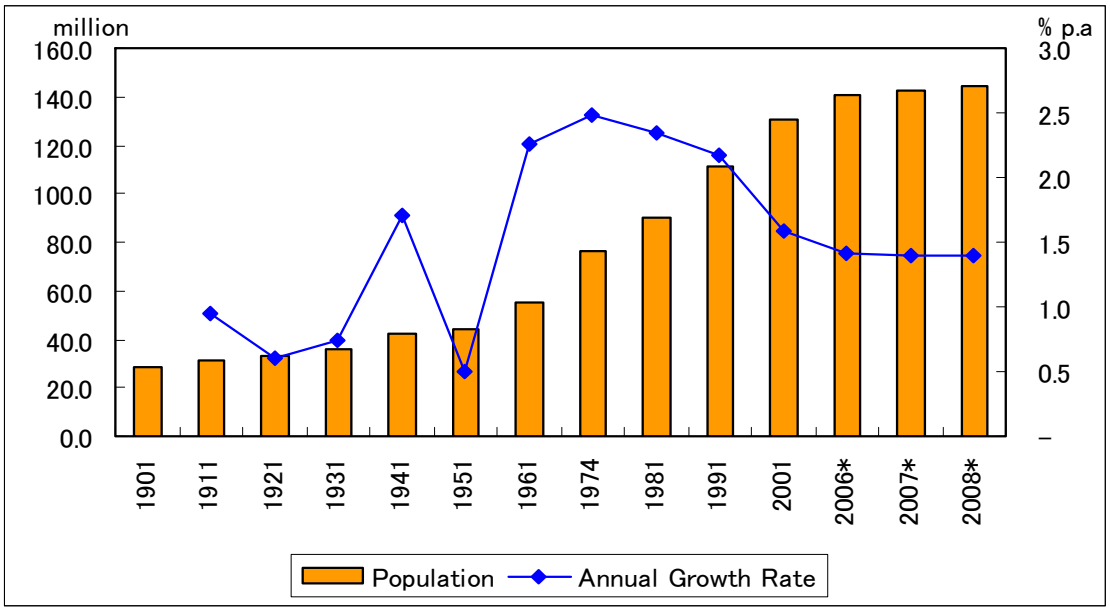

Figure 3.2-1 Population of Bangladesh from the beginning of 20th Century

**: estimated by SVRS, others are from the Census*
Source: Population Census 2001 Analytical Report and statistical Pocket Book Bangladesh 2008

The urban population has been growing rapidly in recent years. It increased from 22.5 million persons in 1991 to 31.0 million in 2001 and to 36.7 million in 2008 (Table 3.2-1). The average annual growth rates of urban population were 3.26% from 1991 to 2001 and 2.44% from 2001 to 2008, while the rural population grew with 1.12% and 1.15% during the same period. Percentage share of urban population in the country increased from 19.6% in 1991 and 23.5% in 2001 and reached 25% in 2008. The rapid growth of urban population was a result from large population migration from rural to urban areas.

Table 3.2-1 Urban and Rural Population in 1991, 2001 and 2008

	Population (million)			Annual Growth Rate (%)	
	1991	2001	2008 (estimation)	1991-2001	2001-2008
Urban Population	22.5	31.0	36.7	3.26%	2.44%
Rural Population	89.0	99.5	107.8	1.12%	1.15%
Total Population	111.5	130.5	144.5	1.59%	1.47%

Source: Population Census 2001 Analytical Report, 2007 & Statistical Pocket Book Bangladesh 2008, BBS

3.2.2 Population Growth in Dhaka Metropolitan Area

Dhaka Division had a population of 39 million in 2001, which occupied about 30% of the total population in the country. Dhaka Division consists of 17 districts, 141 Upazilas/Thanas, 1 City Corporation, i.e., DCC and 64 Municipalities. Among the 17 Districts in Dhaka Division, Dhaka District had the largest population of 8.5 million in 2001, which occupied 22% of the population in the Division (Table 3.2-2).

In terms of population density by district, Dhaka District shows the highest density with 5,829 persons per sq. km, followed by Narayanganj District with 3,160 persons per sq. km,and Narsingdi District with 1,662 persons per sq. km. These districts are located in the eastern part of Dhaka Division and adjacent to the DCC.

Bangladesh Bureau of Statistic (BBS) designates a Statistical Metropolitan Area (SMA), which is defined as a distinguishing urban area with the population of 500,000-4,999,999. Among the 4 SMAs in Bangladesh, including Dhaka, Chittagong, Khulna and Rajshahi SMAs, Dhaka SMA had the largest population of 9.67 million in 2001 and 12.8 million in 2008, which occupied 73% of the total SMA population in 2008. Dhaka SMA is the fast growing area in population with more than 4.0% per annum from 1981 to 2008.

When we look at the population distribution in Dhaka SMA, DCC had a population of 5.3 million in 2001, which occupied 55% of the SMA population. There are 5 municipalities outside DCC, which had a total population of 0.9 million (9%) and another 3.4 million people lived outside of DCC and municipalities. Among the municipalities, Tongi had the largest population of 283,000 in 2001, followed by Narayanganj with 241,000 persons (Table 3.2-3).

Table 3.2-2 Area and Population by District in Dhaka Division

	District	Area (sq. km.)	Population in 2001 (1,000)	Population Density (persons/sq.km)	Household in 2001 (1,000)
1	Dhaka	1,460	8,511	5,829	1,797
2	Faridpur	2,073	1,756	847	349
3	Gazipur	1,741	2,032	1,167	448
4	Gopalganj	1,490	1,166	782	222
5	Jamalpur	2,032	2,107	1,037	481
6	Kishoreganj	2,731	2,595	950	535
7	Madaripur	1,145	1,146	1,001	232
8	Manikganj	1,383	1,285	929	277
9	Munshiganj	955	1,294	1,355	251
10	Mymensingh	4,363	4,490	1,029	965
11	Narayanganj	688	2,174	3,160	453
12	Narsingdi	1,141	1,896	1,662	385
13	Netrokona	2,744	1,988	725	410
14	Rajbani	1,119	951	850	192
15	Shariatpur	1,181	1,083	917	214
16	Sherpur	1,364	1,279	938	302
17	Tangali	3,375	3,291	975	723
Total Dhaka Division		30,985	39,044	1,260	8,236

Source: BBS, Population Census 2001 Analytical Report, 2007

Note: 6 Districts, including Dhaka, Gazipur, Manikganj, Munshiganj, Narayanganj and Narsingdi, are the area for the study of STP.

Table 3.2-3 Population of Dhaka SMA in 2001

	Population	Share (%)
DCC	5,333,571	55%
Municipalities	903,394	9%
- Narayanganj	241,393	-
- Kadamrasul	128,561	-
- Savar	127,540	-
- Tongi	283,099	-
- Gazipur	122,801	-
Outside of Municipalities	3,435,798	36%
Total	9,672,763	100%

Source: BBS, Statistical Pocket Book Bangladesh 2008

Administratively, the study area of DHUTS includes 27 Thanas/Upazilas in Dhaka SMA and 3 additional *Upazilas* (Kaliganj, Rupganj and Sonargaon) which are included in RAJUK administration area. The DHUTS estimated the population of 2009 by Thana and Upazila（Table 3.2-4). The total population in the study area (including RAJUK administration area) is 14,513,650 persons in 2009. The DMA (DCC and its direct adjacent area) has 9,151,455 in 2009, which occupies 63% of the total population of the study area.

Table 3.2-4 Population by Thana/ Upazila in the Study Area in 2009

	Area (sq.km)	Population in 2001	Population in 2009	Population Density (per sq.km)
Badda thana**	49.85	359,256	502,162	10,073
Bimanbandar thana**	4.47	5,079	6,080	1,360
Cantonment thana*	10.44	117,464	177,217	16,975
Demra thana**	39.66	427,972	645,678	16,280
Dhanmondi thana*	6.23	252,519	326,779	52,452
Gulshan thana*	10.29	190,590	301,470	29,297
Hazaribagh thana*	5.89	127,370	207,260	35,188
Kafrul thana*	8.85	289,986	471,872	53,319
Kamrangirchar thana	3.68	143,208	201,925	54,871
Khilgaon thana*	7.57	336,895	435,968	57,592
Keraniganj upazila	166.87	603,114	780,476	4,677
Kotwali thana*	1.93	253,558	291,880	151,233
Lalbagh thana*	4.08	346,204	414,464	101,584
Mirpur thana*	14.22	551,167	777,153	54,652
Mohammadpur thana*	12.14	456,058	643,048	52,969
Motijheel thana*	4.95	269,628	348,919	70,489
Pallabi thana*	17.96	431,257	701,752	39,073
Ramna thana*	7.71	257,288	362,780	47,053
Sabujbagh thana**	11.65	291,207	473,859	40,675
Savar upazila	280.12	587,041	759,676	2,712
Shyampur thana**	10.17	376,545	530,934	52,206
Sutrapur thana*	3.99	352,420	421,905	105,741
Tejgaon thana*	8.89	302,109	425,978	47,917
Uttra thana**	58.3	345,097	482,371	8,274
Bandar upazila	55.84	250,220	323,804	5,799
Narayanganj Sadar Upazila	100.75	882,971	1,234,203	12,250
Gazupur Sadar Upazila	446.38	866,540	1,089,148	2,440
Kaliganj Upazila	158.79	239,527	286,754	1,806
Rupganj Upazila	176.16	403,629	522,327	2,965
Sonargaon Upazila	171.66	305,562	365,808	2,131
Total	1,859.49	10,621,481	14,513,650	7,805

*Note: * full of Thana belongs to DCC, ** part of Thana belong to DCC*
Source: BBS, Population Census 2001

3.2.3 Literacy and Education

The literacy rate in Bangladesh is still very low. Only 52% of the people over 7 years of age were literates in 2005, but it has been improved in recent years. In Bangladesh education is categorized in the following three levels: (1) Primary level: age group 5-9 years, (2) Secondary level: age group 10-14 years, and (3) Up to Graduation level:age group 15 -24 years. Although literacy rate has been improved recently, the number of students in primary school has decreased slightly from 17.6 million in 2001 to 16.2 million in 2005. This is probably caused by the increase of the poor

population who cannot afford to attend primary school. On the other hand, the numbers of students in secondary schools, general collages and universities have increased in recent years, as shown in Table 3.2-5.

Table 3.2-5 Literacy Rate and Number of Students

	2001	2002	2003	2004	2005
Literacy Rate (7 yeas and over)	46.2%	48.8%	49.1%	50.0%	52.1%
Students in primary schools (thousand)	17,659	17,562	18,431	17,953	16,224
Students in secondary schools (thousand)	7,113	7,320	7,338	7,503	7,399
Students at general colleges (thousand)	1,535	1,569	1,449	1,291	1,637
Full time students at public universities (thousand)	79	92	105	112	116

Source: BBS, Statistical Yearbook of Bangladesh 2007

According to the Population Census in 2001, only 48.6% of the age group (5- to 9-years) attended primary school and 62.9% of the age group (10- to 14-years) attended secondary school. It is unusual because school attendance rate of primary school is generally higher than that of secondary school. In the case of Dhaka Division, the school attendance rates of primary school were 47.2%, while 50.87% in RAJUK area and 49.4% in DMA, which were slightly higher than the national average. In the school attendance rates of secondary school, Dhaka Division showed nearly 2 points lower than the national average. One of the reasons behind this was large number of immigrants from rural area to Dhaka Division and they were mostly poor people and could not afford to attend school.

Table 3.2-6 School Attendance Rate by Age Group, 2001

	Primary 5 to 9 year (%)	Secondary 10 to 14 year (%)	S.S.C & H.S.C 15 to 24 year (%)
Bangladesh	48.6	62.9	25.9
- Urban	51.5	62.7	29.8
- Rural	47.9	63.0	24.4
Dhaka Division	47.2	60.4	24.4
RAJUK Area	50.8	56.7	24.2
DMA	49.4	53.3	26.1

Source: Calculated from BBS, Community Series, Zila: Dhaka (P 237-282), Gazipur (P 104-117), Narayanganj (P 116-136)

3.3 Population Projection, 2009-2025

3.3.1 Population Projection in Bangladesh

Bangladesh Bureau of Statistics (BBS) conducted a population projection of Bangladesh for the period from 2002 to 2051, based on the data from Population Census 2001 as well as Bangladesh

Demographic Health Survey (BDHS) and Sample Vital Registration Survey (SVRS). The population projection was made with the parameters of life expectancy at birth, total fertility rate, base population by sex and by age group, and growth ratio in urban/rural area. The total fertility rate (TFR).is a political parameter and derived from the population policy of the government (NIPORT, 2004).

The Sample Vital Registration Survey (SVRS) shows that the crude death rate (CDR) was 5.6 per 1,000 persons in 2007. The CDR had been dramatically improved during early 1990's; it was 10.0 in 1993 and 5.5 in 1997. Since then it has been almost constant for the last 10 years. In the CDR between urban and rural areas, the rate was 4.6 per 1,000 persons in urban area and 5.9 in rural area in 2007. The SVRS also shows that the crude birth rate (CBR) was 20.4 per 1,000 persons in 2007. The CBR decreased significantly from 28.8 in 1993 to 21.4 in 1997. It can be also seen a big difference of the CBR between urban and rural areas, i.e. 16.8 in urban area and 21.6 in rural area in 2007. The CBR in rural area had nearly 5 point higher than that in urban area. Total fertility rate (TFR) is the number of children that a woman bears in her life. TFR was 3.4 in 1996 and decreased to 3.0 in 2003-2004.

Based on the above mentioned situation, BBS prepared four scenarios for population projection; (1) Current TFR (TFR=3.0) would be maintained, (2) TFR would be decreased to 2.1 by 2021, (3) TFR would be decreased to 2.1 by 2016, (4) TFR would be decreased to 2.1 by 2011. Figure 3.3-1 shows the results of the projection. The population of Bangladesh would increase to approximately 300 million persons in 2050 if Bangladesh maintains current TFR of 3.0 continually by 2050 in Scenario (1). In other three scenarios the population projections of Bangladesh would show a similar curve and increase to 220-230 million in 2050. The differences of the projected population among three scenarios are about 10 million persons at the year of 2050.

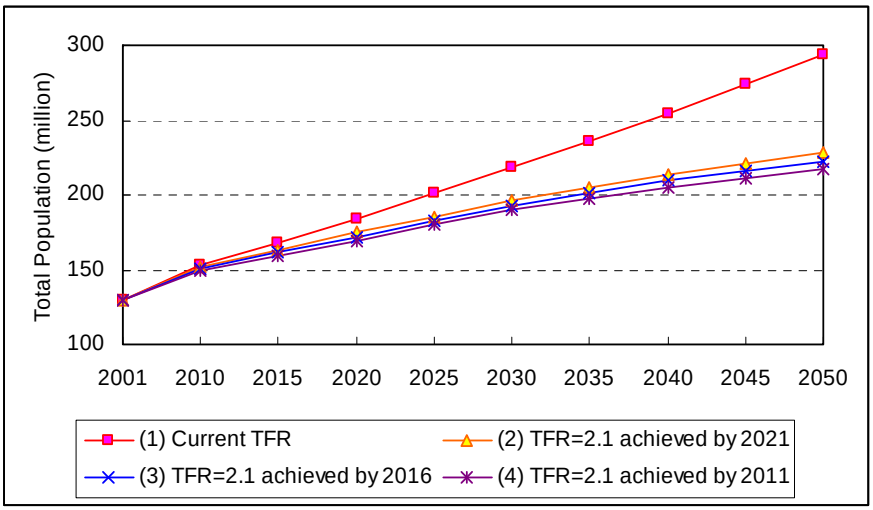

Figure 3.3-1 Projected Population of Bangladesh

Source: Sectoral Need-Based Population Projections in Bangladesh, BBS, 2006

The natural growth rate is calculated by the difference of CBR and CDR. The natural growth rate is higher in rural area than that in urban area. On the other hand, strong migration from rural area to urban area will contribute to the growth of population in urban area. As shown in Figure 3.3-2, urban population will grow rapidly, and it will take over rural population in 2035. About 63% of all population in Bangladesh will be accommodated in urban area by 2050 according to Scenario (4). BBS suggested that the scenario (4) is reasonable for future population projection toward 2050 in Bangladesh.

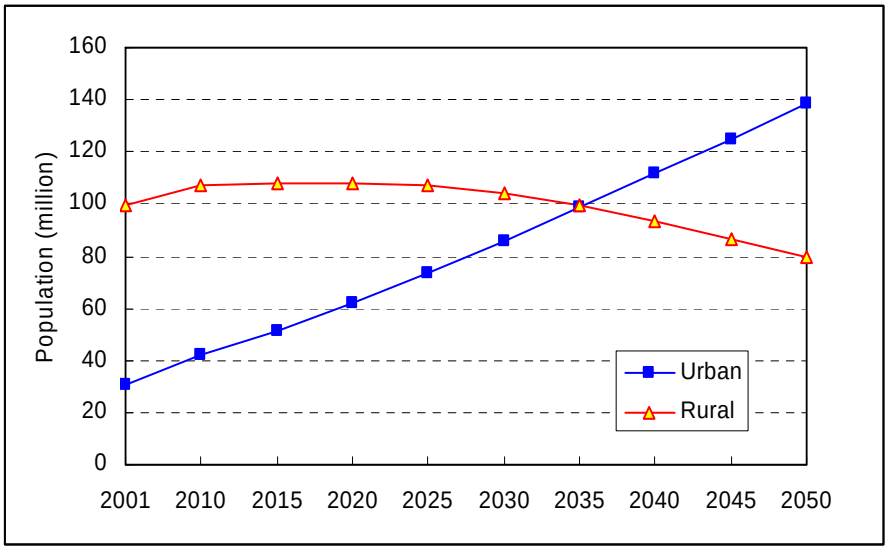

Figure 3.3-2 Urban and Rural Population Projection
(Scenario (4) TFR=2.1 would be achieved by 2011)

Source: Sectoral Need-Based Population Projections in Bangladesh, BBS, 2006

3.3.2 Population Projection for the Study Area

One of the important sources for future population projection in Dhaka is Strategic Transport Plan (STP), which was officially approved by the Government of Bangladesh in 2009. The STP provided future population projection in GDA[6] for the target year of 2024. The STP has past 5 years since the completion, and therefore, it would be necessary to review and update the population projection by using latest data. However, there is no recent population data available after the Population Census in 2001. Thus, we reviewed the methodology for future population projection undertaken by the STP and adupted it to the population estimation in DMA and GDA (RAJUK administration area) for the target year 2025.

The STP developed a model of the relationship between "population density" and "population growth." It is an assumption that "the process of population densification in an area cannot continue; rather the population growth in those areas will reduce after certain level of saturation of population."

[6] *In the STP, the area of DGA was bigger than our definision and it includes Dhaka, Gazipur, Narsinghdi, Manikganj, Munsihganj and Narayanganj Districts.*

This concept is simply illustrated in Figure 3.3-3. By using this model, STP estimated the integrated population growth rate including natural growth and migrating growth. It was assumed that the population would increase up to the population density with 40,000 person/km2; and then it would be slowly decreased because of the saturation. The population density was calculated for each "Thana" and/or "Upazilla."

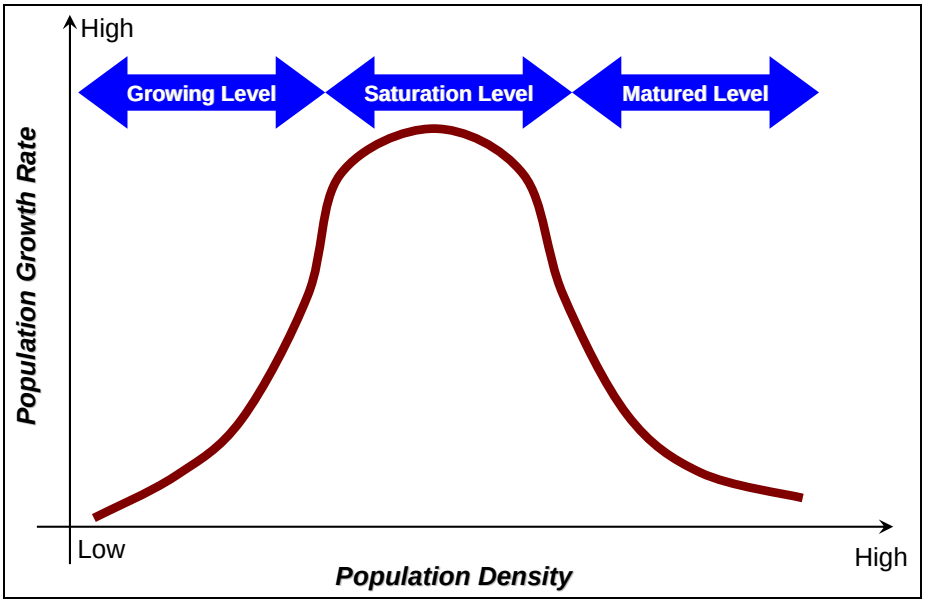

Figure 3.3-3 Relationship between Population Density and Population Growth Rate

Source: JICA Study Team

The DHUTS Study followed a similar methodology to the STP. The purpose of population projection is to estimate a control total of population in the area of DMA and GDA for traffic demand analysis. It should be noted, however, that there are a lot of uncertainties in the past population data and administrative boundaries such as Thana and Upazila in Bangladesh, and therefore, it is quite complicated to estimate future population. Furthermore, the urbanization has been preceded with extremely high growth rate especially in DMA, and it might be more accelerated in near future by the development of eastern fringe area.

Table 3.3-1 shows population projection in the area of GDA and DMA during the period from 2009 to 2025. It is estimated that the GDA (RAJUK administration area) has 14.5 million persons in 2009 and it increases to 25.4 million in 2025. The DMA area, on the other hand, has 9.2 million persons in 2009 and it increases to 15.7 million in 2025. The percentage share of the DMA population in those of RAJUK area is 63.1% in 2009, which will decrease to 61.6% in 2025. The population growth rate in the RAJUK area is 3.98% p.a. during the period of 2001-2009 while 4.4% p.a. in the DMA during the same period. It is estimated that the population growth rate outside of DMA area will be higher than those in the DMA after 2015. This means that the DMA area will experience nearly saturated stage in population growth after 2015.

Table 3.3-1 Population Estimation by the DHUTS, 2009-2025

Population		2001	2009	2015	2020	2025
RAJUK (incl. DMA)		10,621,481	14,513,651	18,079,292	21,455,486	25,410,130
DMA		6,482,877	9,151,455	11,415,963	13,457,234	15,661,123
Population Density	**Area (ha)**	**2001**	**2009**	**2015**	**2020**	**2025**
RAJUK (incl. DMA)	185,949	57.12	78.05	97.23	115.38	136.65
DMA	30,292	214.01	302.11	376.86	444.25	517.01
Annual Growth Rate(%)			**2001-2009**	**2009-2015**	**2015-2020**	**2020-2025**
RAJUK (incl. DMA)			3.98%	3.73%	3.48%	3.44%
DMA			4.40%	3.75%	3.34%	3.08%

Source: JICA Study Team

3.3.3 Future Distribution of Population in 2025

The future population was distributed to traffic zones[7] based on the characteristics of urbanization, existing land use pattern, distance from city center and future development policy. Figure 3.3-4 show future population distribution in DMA and Greater Dhaka Area by traffic zone. The basic concepts for the future population distribution are summarized in the following 6 large geographical zones:

a) Core Area (City Center and existing urbanized area of DCC): This zone is already occupied by residential, commercial, business and government facilities. There are not much vacant lands for future urban development. Although the population in this zone nearly saturates, it would still absorb some migration population. The average population growth rate will, however, drop drastically from 4.3% p.a. in 2001- 2009 to 2.0% p.a. in 2020-2025.

b) Fringe Area (Eastern Fringe and Uttara): This zone is mainly occupied by low-lying area at present. With the development of embankment along Baru River, urban development will be accelerated in this zone due to relatively good accessibility to DCC. Thus, the population will increase significantly. The average population growth rate in this zone will be much higher than those of other areas. It should be noted that flood protection measures would be essential in the development of the fringe area.

c) North GDA (Tongi and Gazipur): This zone is occupied by relatively high land and Tongi is already densely populated area. It is expected that urbanization will be extended toward the north along Dhaka Mymensingh Road and satellite community will be developed in Gazipur. Thus, the population in this zone is expected to increase from 1.1 million habitants in 2009 to 1.9 million habitants in 2025.

d) South GDA (Narayanganj, Bandar and Sonargaon): This zone has a large population with 2.2 million habitants in 2009. Because of good accessibility to DCC it is expected to be accommodated more population especially in Narayanganj and DND triangle areas. Furthermore, the area along Dhaka Chttagong Road has a great potential for development of

[7] *In the DHUTS the whole area of GDA is divided into 108 traffic zones as the smallest analytical zone, and these small zones are integrated into 56 medium analytical zone and 19 large analytical zones.*

industry in near future. The population will increase to nearly 3.7 million habitants in 2025.

e) Eastern GDA (Ruppangi and Kaliganj). In this zone there are still a plenty of vacant lands and it can absorb future increasing population. The development of Purbachal new town will provide a big impact on this zone. The improvements of Dhaka By-pass Road and Tongi–Kaliganj Road will promote further development. The population in this zone is expected to increase from 0.8 million habitants in 2009 to 1.8 million habitants in 2025

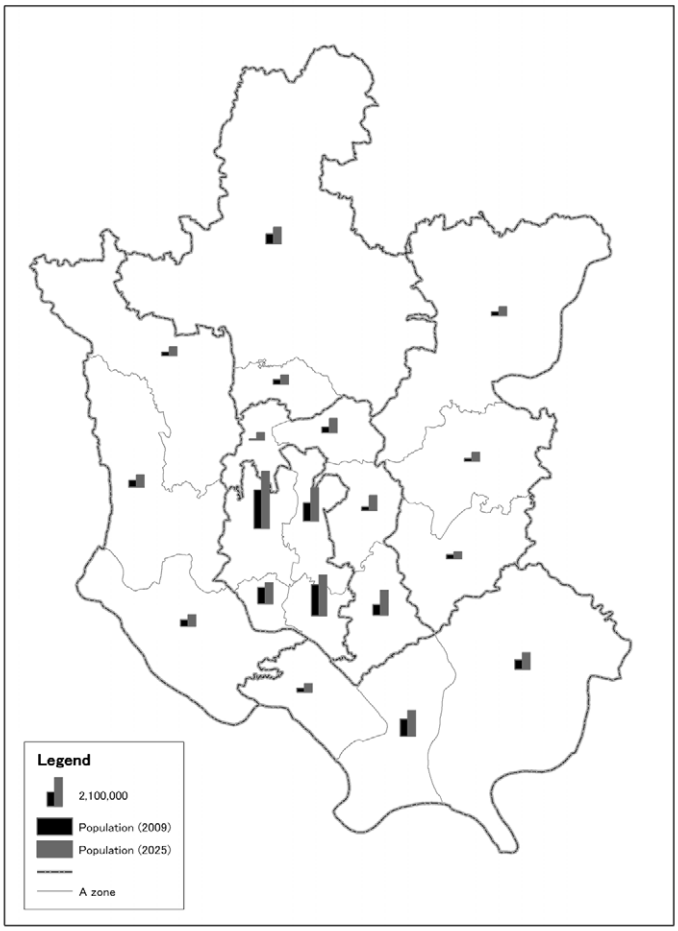

Figure 3.3-4 Population Distribution for GDA and DMA, 2009 and 2025

f) Western GDA (Savar and Keraniganj): The northern part of this zone is mainly occupied by high land and many industries including Dhaka EPZ are located in this area. When it is constructed better connection between Savar and DCC, urban development will be accelerated. On the other hand, the southern part of this zone is mostly occupied by low-land agricultural area. Recently, however, RAJUK proposed new housing development area in Keraniganj Furthermore the construction of Padma bridge will give significant impact on this zone. The population is expected to be doubled from 1.2 million habitants in 2009 to 2.4 million habitants in 2025.

Table 3.3-2 shows future population distribution by traffic zone.

Table 3.3-2 Future Population Distribution by Traffic Zone (A, B and C Zone)

A Zone	Area (ha)	2001	2009	2015	2020	2025
1	1,661.0	884,527	1,185,161	1,340,262	1,444,187	1,522,749
2	2,724.3	1,707,032	2,280,166	2,591,959	2,807,452	2,978,647
3	5,304.4	523,800	785,647	1,107,963	1,431,726	1,812,428
4	5,334.7	1,876,991	2,807,147	3,331,619	3,760,198	4,181,486
5	4,358.1	942,422	1,327,567	1,700,966	2,049,215	2,436,139
6	4,409.9	201,193	281,224	525,664	791,422	1,120,927
7	2,664.9	55,687	77,838	214,390	367,944	562,291
8	3,407.0	291,225	406,705	603,140	805,090	1,046,456
9	3,273.5	283,099	355,825	450,048	548,095	677,680
10	10,001.3	882,971	1,234,203	1,434,593	1,622,882	1,857,305
11	23,892.8	555,782	689,612	845,057	1,002,462	1,207,398
12	8,537.4	243,412	314,994	375,715	435,269	511,390
13	9,722.8	160,217	207,333	324,193	455,711	636,604
14	22,462.0	239,527	286,754	386,522	494,152	639,123
15	42,448.8	583,441	733,323	874,686	1,013,332	1,190,545
16	15,291.3	209,747	271,429	375,014	487,877	640,663
17	13,258.1	377,294	488,247	607,997	731,081	892,666
18	13,050.0	375,217	485,560	599,657	716,067	868,269
19	6,150.8	227,897	294,916	389,847	491,324	627,364
RAJUK	197,952.9	10,621,481	14,513,651	18,079,292	21,455,486	25,410,130
DMA	29,864.3	6,482,877	9,151,455	11,415,963	13,457,234	15,661,123
Outside DMA	168,088.7	4,138,604	5,362,196	6,663,329	7,998,252	9,749,007

B Zone	Area (ha)	2001	2009	2015	2020	2025
1	584.4	68,451	95,316	152,585	216,170	297,218
2	999.4	466,325	749,052	948,777	1,127,049	1,315,845
3	850.0	173,305	277,319	338,916	391,716	445,838
4	365.3	81,168	114,448	131,542	144,430	156,126
5	251.4	50,223	70,815	79,019	84,456	88,661
6	313.8	140,001	197,403	225,175	245,573	263,558
7	528.3	299,498	436,343	506,573	561,119	612,174
8	433.6	101,432	165,053	192,458	213,987	234,371
9	670.5	87,355	122,103	168,368	214,809	269,597
10	130.8	36,572	57,849	75,529	92,406	111,535
11	583.7	74,336	117,583	153,519	187,824	226,706
12	206.4	79,682	126,039	164,559	201,332	243,010
13	170.4	70,708	98,835	136,284	173,874	218,221
14	294.9	148,394	199,225	241,963	278,152	314,802
15	256.0	196,448	254,219	306,496	349,944	393,072
16	275.9	171,760	279,493	334,400	377,265	416,254
17	386.1	254,487	379,924	497,959	599,004	698,817
18	135.0	95,708	123,853	135,973	142,930	147,035
19	327.1	173,920	225,066	245,598	256,772	262,620
20	277.0	113,657	160,258	196,456	227,767	260,178
21	249.6	115,767	163,233	187,812	206,406	223,341

B Zone	Area (ha)	2001	2009	2015	2020	2025
22	346.7	72,685	102,487	119,511	132,887	145,553
23	94.9	88,225	124,398	143,520	158,107	171,511
24	438.7	224,813	316,991	356,679	384,185	406,794
25	463.1	63,549	89,605	101,637	110,283	117,714
26	455.6	160,988	249,386	314,665	368,374	419,318
27	376.8	113,221	155,207	175,609	189,307	199,692
28	323.6	185,151	241,502	272,720	293,522	309,123
29	276.4	119,440	168,412	200,713	225,769	248,415
30	426.9	77,423	108,826	126,599	139,735	151,025
31	177.1	125,031	149,683	148,015	140,405	127,917
32	101.3	156,928	187,458	190,555	186,083	175,912
33	373.3	407,976	478,247	491,179	484,663	463,974
34	124.5	107,045	127,059	130,831	129,430	124,295
35	53.4	34,069	40,786	41,988	41,530	39,872
36	230.1	164,381	206,338	222,148	229,421	231,530
37	115.7	100,823	142,162	164,571	180,933	194,810
38	234.9	54,084	69,989	84,381	96,343	108,217
39	3,972.8	439,282	648,117	912,633	1,177,835	1,489,149
40	1,331.6	84,518	137,530	195,330	253,891	323,279
41	4,409.9	201,193	281,224	525,664	791,422	1,120,927
42	2,822.6	222,774	311,389	450,555	588,920	749,238
43	1,533.6	81,186	121,467	173,411	226,764	290,801
44	2,664.9	55,687	77,838	214,390	367,944	562,291
45	226.6	143,208	201,925	238,698	266,496	290,787
46	3,273.5	283,099	355,825	450,048	548,095	677,680
47	10,001.3	882,971	1,234,203	1,434,593	1,622,882	1,857,305
48	23,892.8	555,782	689,612	845,057	1,002,462	1,207,398
49	8,537.4	243,412	314,994	375,715	435,269	511,390
50	9,722.8	160,217	207,333	324,193	455,711	636,604
51	22,462.0	239,527	286,754	386,522	494,152	639,123
52	42,448.8	583,441	733,323	874,686	1,013,332	1,190,545
53	15,291.3	209,747	271,429	375,014	487,877	640,663
54	13,258.1	377,294	488,247	607,997	731,081	892,666
55	13,050.0	375,217	485,560	599,657	716,067	868,269
56	6,150.8	227,897	294,916	389,847	491,324	627,364
RAJUK	197,952.9	10,621,481	14,513,651	18,079,292	21,455,486	25,410,130
DMA	29,864.3	6,482,877	9,151,455	11,415,963	13,457,234	15,661,123
Outside DMA	168,088.7	4,138,604	5,362,196	6,663,329	7,998,252	9,749,007

C Zone	Area (ha)	2001	2009	2015	2020	2025
1	584.4	68,451	95,316	152,585	216,170	297,218
2	248.5	127,851	208,042	267,942	322,189	380,284
3	96.8	69,956	113,834	143,791	170,460	198,645
4	133.4	53,088	86,386	97,762	105,859	112,737
5	147.3	87,115	141,756	180,587	215,430	252,479
6	333.7	136,453	222,040	286,388	344,733	407,272
7	173.0	44,950	63,380	70,069	74,237	77,165
8	365.3	81,168	114,448	131,542	144,430	156,126
9	251.4	50,223	70,815	79,019	84,456	88,661
10	173.1	63,071	88,931	100,826	109,357	116,672

C Zone	Area (ha)	2001	2009	2015	2020	2025
11	140.8	76,930	108,472	124,349	136,216	146,886
12	101.3	92,032	129,766	149,981	165,485	179,811
13	235.0	94,174	132,787	153,617	169,637	184,481
14	192.0	113,292	173,790	202,975	225,997	247,882
15	716.6	120,217	190,933	241,154	285,857	333,101
16	433.6	101,432	165,053	192,458	213,987	234,371
17	670.5	87,355	122,103	168,368	214,809	269,597
18	130.8	36,572	57,849	75,529	92,406	111,535
19	583.7	74,336	117,583	153,519	187,824	226,706
20	206.4	79,682	126,039	164,559	201,332	243,010
21	170.4	70,708	98,835	136,284	173,874	218,221
22	234.9	86,363	111,760	134,742	153,843	172,804
23	74.9	52,560	68,017	82,004	93,628	105,167
24	88.4	61,252	79,265	95,565	109,112	122,559
25	92.7	82,636	106,937	128,927	147,204	165,346
26	234.9	54,084	69,989	84,381	96,343	108,217
27	102.4	72,677	118,262	142,593	161,814	179,498
28	123.0	44,950	73,144	86,637	96,991	106,248
29	50.5	54,133	88,087	105,170	118,460	130,508
30	40.3	34,929	56,837	66,413	73,562	79,775
31	62.0	31,802	41,154	43,813	44,776	44,664
32	85.2	40,664	52,622	57,159	59,511	60,593
33	49.5	30,760	39,806	42,244	43,044	42,791
34	73.0	63,906	82,699	92,160	98,154	102,371
35	59.3	53,832	69,663	76,989	81,405	84,263
36	133.1	48,664	62,975	69,206	72,812	74,973
37	277.0	113,657	160,258	196,456	227,767	260,178
38	127.0	74,151	104,554	122,047	135,827	148,909
39	122.6	41,616	58,679	65,765	70,579	74,432
40	346.7	72,685	102,487	119,511	132,887	145,553
41	94.9	88,225	124,398	143,520	158,107	171,511
42	59.6	58,068	81,877	92,335	99,660	105,764
43	184.3	78,006	109,990	126,176	138,302	149,232
44	50.2	41,922	59,111	64,930	68,368	70,563
45	144.5	46,817	66,013	73,238	77,855	81,235
46	463.1	63,549	89,605	101,637	110,283	117,714
47	151.8	67,204	95,657	110,202	120,567	129,045
48	296.2	90,427	134,567	167,517	194,279	219,370
49	225.0	46,017	59,550	65,407	68,740	70,647
50	63.6	67,193	86,953	98,760	106,803	113,018
51	100.7	55,880	74,215	83,256	89,110	93,322
52	159.4	62,078	80,334	90,704	97,609	102,783
53	149.6	45,774	64,542	75,968	84,632	92,283
54	126.8	73,666	103,870	124,745	141,137	156,132
55	60.0	62,031	87,465	107,221	124,309	141,998
56	312.3	41,352	57,965	67,598	74,760	80,953
57	114.6	36,071	50,861	59,001	64,975	70,072
58	159.5	70,561	114,819	147,148	174,095	199,948
59	48.4	48,575	58,152	58,675	56,860	53,243
60	51.9	63,763	76,335	79,232	79,007	76,590
61	32.1	28,390	33,988	31,354	27,427	22,214

C Zone	Area (ha)	2001	2009	2015	2020	2025
62	96.6	48,066	57,543	57,986	56,118	52,460
63	45.9	26,207	31,374	31,357	30,077	27,786
64	19.7	25,599	30,646	30,535	29,191	26,852
65	19.8	59,372	71,078	73,289	72,604	69,840
66	29.6	33,793	40,045	38,034	34,472	29,482
67	40.4	34,896	41,079	42,037	41,326	39,383
68	34.6	38,983	44,875	45,879	45,061	42,894
69	43.7	62,039	71,415	75,426	76,502	75,657
70	39.8	47,632	54,831	56,963	56,856	55,184
71	22.9	28,461	32,763	32,395	30,713	27,943
72	17.8	28,655	32,986	32,643	30,977	28,218
73	38.9	23,725	27,311	26,326	24,254	21,213
74	41.4	49,146	58,836	62,375	63,493	63,049
75	53.4	34,069	40,786	41,988	41,530	39,872
76	45.6	41,546	49,737	52,098	52,422	51,366
77	37.2	38,602	46,213	48,117	48,133	46,840
78	29.9	27,756	33,229	33,452	32,334	30,168
79	46.0	42,306	50,647	53,126	53,529	52,534
80	18.0	28,180	33,736	34,025	32,951	30,819
81	77.7	49,801	59,620	63,260	64,447	64,056
82	39.5	41,014	49,101	51,379	51,647	50,548
83	88.8	44,854	63,245	72,765	79,601	85,289
84	91.7	40,684	61,380	88,150	112,065	136,497
85	86.3	44,887	67,721	97,678	124,479	151,890
86	76.5	51,305	77,403	112,226	143,435	175,395
87	65.4	50,451	71,137	82,353	90,544	97,491
88	26.0	32,231	45,446	51,139	54,919	57,769
89	59.6	50,334	70,972	82,153	90,315	97,236
90	56.1	50,489	71,190	82,418	90,618	97,574
91	3,972.8	439,282	648,117	912,633	1,177,835	1,489,149
92	1,331.6	84,518	137,530	195,330	253,891	323,279
93	4,409.9	201,193	281,224	525,664	791,422	1,120,927
94	2,822.6	222,774	311,389	450,555	588,920	749,238
95	1,533.6	81,186	121,467	173,411	226,764	290,801
96	2,664.9	55,687	77,838	214,390	367,944	562,291
97	226.6	143,208	201,925	238,698	266,496	290,787
98	3,273.5	283,099	355,825	450,048	548,095	677,680
99	10,001.3	882,971	1,234,203	1,434,593	1,622,882	1,857,305
100	23,892.8	555,782	689,612	845,057	1,002,462	1,207,398
101	8,537.4	243,412	314,994	375,715	435,269	511,390
102	9,722.8	160,217	207,333	324,193	455,711	636,604
103	22,462.0	239,527	286,754	386,522	494,152	639,123
104	42,448.8	583,441	733,323	874,686	1,013,332	1,190,545
105	15,291.3	209,747	271,429	375,014	487,877	640,663
106	13,258.1	377,294	488,247	607,997	731,081	892,666
107	13,050.0	375,217	485,560	599,657	716,067	868,269
108	6,150.8	227,897	294,916	389,847	491,324	627,364
RAJUK	197,952.9	10,621,481	14,513,651	18,079,292	21,455,486	25,410,130
DMA	29,864.3	6,482,877	9,151,455	11,415,963	13,457,234	15,661,123
Outside DMA	168,088.7	4,138,604	5,362,196	6,663,329	7,998,252	9,749,007

3.4 Housing Development in Greater Dhaka

3.4.1 Introduction

Dhaka is the center of political, cultural and economic life in Bangladesh. The population of Dhaka city (areas under the jurisdiction of the Dhaka city corporation) stands at approximately 7.0 million. The city, in combination with localities forming the wider metropolitan area, is home to an estimated 12.8 million as of 2008. The population is growing by an estimated 4.2% per annum, one of the highest rates amongst Asian cities. The continuing growth reflects ongoing migration from rural areas to the Dhaka urban region, which accounted for 60% of the city's growth in the 1960s and 1970s. More recently, the city's population has also grown with the expansion of city boundaries, a process that added more than a million people to the city in the 1980s. According to Far Eastern Economic Review, Dhaka will become a home of 25 million people by the year 2025.

As the Population increases day by day, Dhaka suffers from urban problems such as Housing, transportation, pollution and lack of adequate services due to the rising population. Still it is a problem to accommodate the increased population in a planned residential area. Both Public and private sectors have to work in that particular issue in a comprehensive manner considering Land use planning and transportation planning in the same platform to ease that problem for Dhaka City.

3.4.2 Past Housing Development Scenarios in Dhaka

The end of the British rule and the partition of the subcontinent resulted in migration of million of Muslim refugees flocked into the four main cities of Bangladesh and started living on vacant government lands in these cities. They erected makeshift houses creating unplanned and unhygienic condition. The influx of these refugees also produced tremendous strain on the existing services and infrastructures. In view of these situations the then government created housing wing under the Works, Power and Irrigation Ministry in 1958. The government undertook housing programs throughout the country in order to rehabilitate the refugees and the local low and middle-income families in an organized way. The “housing wing” was upgraded to the present Housing and Settlement Directorate in 1971 after successful completion of the refugee rehabilitation program. To ascertain shelter for all by 2000 the Democratic government formulating National Housing policy 2004, considering the present need of the country. In the light of the National Housing policy, the national Assembly has adopted and approved the National Housing Authority (NHA) Act. 2000. In accordance with the act, Housing and settlement direction (HSD) and deputy Commissioner Settlement (DCS) office have been abolished and a new organization NHA has been formed by merging these two organization. The National Housing authority Act 2000 has been implemented on the 15th July, 2001 through the government notification.

Bangladesh, like many other developing countries face an acute shortage of affordable housing both

in the urban and rural areas. The housing shortage was estimated in 1991 to be 3.10 million units out of which 2015 million units in rural areas and 0.95 million units in urban areas. The shortage was projected to be 5.0 million by the end of the year 2000. The government is fully aware of the problem and various steps are being undertaken to counter it.

The National Housing authority has been the principal public sector agency engaged in solving the enormous housing problem of the country, particularly for the poor, the low and the middle-income group of people.

(1) Achievement during post-liberation period 1972-2001:

The urban population started to increase rapidly after the liberation of Bangladesh in 1971. As a result housing problem became more acute in the larger cities and towns especially for low and middle-income group of people. In order to cater to the needs of these people, the HSD took up sami pucca housing and 550 sft. to 850 sft. Flat construction projects along with sites and services projects with plot sizes varying from 1.75 katha to 5.00 katha. Prices of these houses, flats and plots were payable in installments and on hire purchase basis. (N.B.: 1 katha = 720 sq ft) Housing estate established by HSD during 1958-1997 in Dhaka City are:1) Lalmatia Housing Estate, 2) Mohammadpur Housing Estate, 3) Mirpur Housing Estate, and 4) Kallanpur Housing Estate.

3.4.3 Housing Development by Government Sectors

At early stage, the following housing projects are completed by Government Sector

- Dhanmondi Residential area (by Public Works Department)
- Mohammadpur Residential area (by National Housing Authority)
- Mirpur Residential area (by National Housing Authority)

RAJUK is a government agency to implement urban development and housing projects and it has completed the following housing developments:

- Gulshan Residential Model Town;
- Banani Residential Model Town;
- Baridhara Residential Model Town;
- Uttara Residential Model Town (1st & 2nd Phase); and
- Nikunja Residential Area (South)

Ongoing and proposed projects of RAJUK are:

- Uttara Residential Model Town (3rd Phase);
- Purbachal New Town at Yousufganj and Rupganj;

- Jhilmil Residential Project;
- Rimjhim Housing Project at DND areas;
- Dhamsona Residential Area at Savar;
- Integrated Twonship Project in the Eastern Fringe (East Baridhara); and
- Housing for Shelterless at Khas Land

3.4.4 Housing Development by Private Sector

The following private housing projects are ongoing by initial permission from RAJUK after prior consultation.

Table 3.4-1 List of Private Housing Projects in Greater Dhaka Area.

SLNo.	Name of Project	Concern Agency/Developer	Area in Acre
1	Bonoshri-Aftabnagar Project	Eastern Housing Ltd.	1,516
2	Boshundara Baridhara Project	East West Property Development Pvt. Ltd.	1,247
3	Pallabi 2nd Phase	Eastern Housing Ltd.	335
4	Mohanagar project	Eastern Housing	108
5	Shornali Abashik project	Swadesh Properties Ltd	75
6	BDDL Natundhara Housing project	BDDL Natundhara Housing Company Ltd.	180
7	Green Model Town	Amin Mohammad Lands Development Ltd.	149
8	Mayakanan Lake City Abashik Prokolpo	Eastern Housing Ltd.	707
9	Ashalia Model Town	Amin Mohammad Lands Development Ltd.	216
10	Rupayan City Uttara Abashik Prokolpo	Rupayan Housing Estate Ltd.	38
11	Utnited City	Neptune Land Development Ltd.	304
12	Uttaran Abashik Prokolpo	Uttaran Properties Ltd.	98
13	Navana Vally-1 Abashik Prokolpo	Navana Real Estate Ltd.	48
14	Prio Prangon Abashik Prokolpo	Hamid Real Estate Construction Ltd.	25
15	Concord Rajdhani Abashik Prokolpo	Concord Lands Ltd.	95
16	Navana Bhuia City	Navana Real Estate Ltd.	54
17	Concord Rainbow City	Concord Lands Ltd.	54
18	Evergreen Model Town	Mamson International Ltd.	152
19	Navana Keraniganj project	Navana Real Estate Ltd.	100
20	Probashi Polli Abashik Prokolpo	Inspired Development Ltd.	925
21	Pink city Abashik Prokolpo	Xenovally Model Town Pvt. Ltd.	33
22	Modhumoti Model Town	Metro Makers and Developers Ltd.	
23	Bashundhara River View project	East West Property Development Pvt. Ltd.	166
24	BDC East Town	Bangladesh Development Company Ltd.	108
25	BDC North Town	Bangladesh Development Company Ltd.	169
26	BDC South Town	Bangladesh Development Company Ltd.	272
27	Rupayan Ashulia City Abashik Prokolpo	Rupayan Housing Estate Ltd.	
28	Sagufta Abashik Project	M. N. Housing Ltd.	219
29	Asian City Abashik Prokolpo	Asian Lands Development Ltd.	249
30	Rupayan Abashan-1 Abashik Prokolpo	Rupayan Housing Estate Ltd.	
31	Sunvally Abashik project	Swadesh Properties Ltd	100
32	Relaience Model Town Abashik Prokolpo	Relience Development Associate Ltd.	150
33	Ali Nagar Abashik Prokolpo	Haveli Property Development Ltd.	40

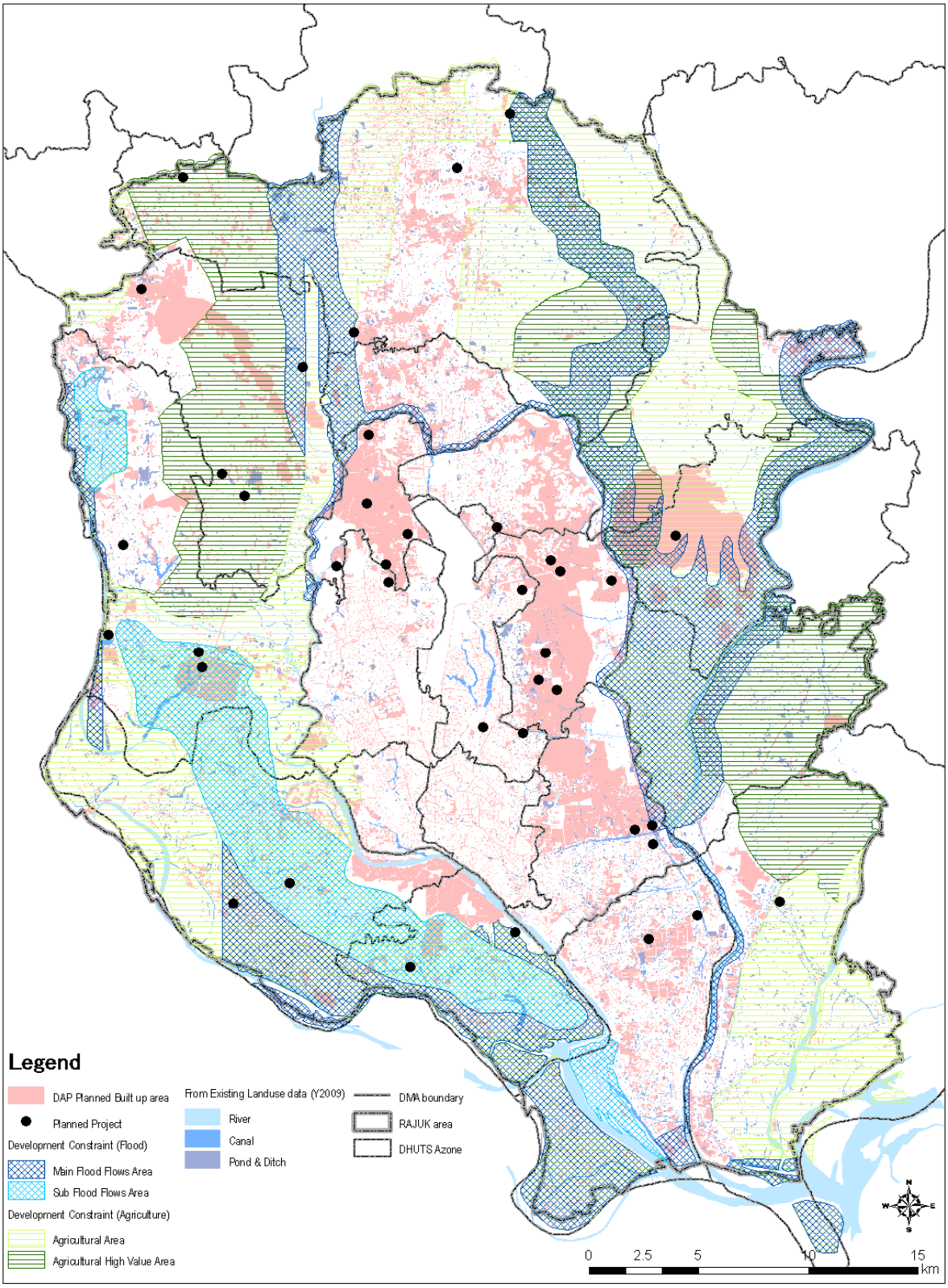

Figure 3.4-1 Location of Private Housing Development