添付資料６

配水管網図（案）

DISTRIBUTION NETWORK DRAWING

KHACHMAZ + KOHNE KHACHMAZ + QARAQURTLU *XAÇMAZ + KÖHNƏ XAÇMAZ + QARAQURTLU*	Code
Key Plan	SU-XAC 10-01
Network Plan	SU-XAC 10-02(01)
Network Plan	SU-XAC 10-02(02)
Network Plan	SU-XAC 10-02(03)
Network Plan	SU-XAC 10-02(03a)
Network Plan	SU-XAC 10-02(03b)
Network Plan	SU-XAC 10-02(04)
Network Plan	SU-XAC 10-02(05)
Network Plan	SU-XAC 10-02(06)
Network Plan	SU-XAC 10-02(07)
Network Plan	SU-XAC 10-02(08)
Network Plan	SU-XAC 10-02(09)
Network Plan	SU-XAC 10-02(10)
Network Plan	SU-XAC 10-02(11)
Network Plan	SU-XAC 10-02(12)
Network Plan	SU-XAC 10-02(13)
Network Plan	SU-XAC 10-02(14)
Network Plan	SU-XAC 10-02(15)
Network Plan	SU-XAC 10-02(16)
Network Plan	SU-XAC 10-02(17)
Network Plan	SU-XAC 10-02(18)
QOBUQIRAN *QOBUQIRAN*	**Code**
Network Plan	SU-XAC 10-03
QARACI *QARAÇI*	**Code**
Network Plan	SU-XAC 10-04(01)
Network Plan	SU-XAC 10-04(02)
ARMUDPADAR *ARMUDPADAR*	**Code**
Network Plan	SU-XAC 10-05

GUSAR *QUSAR*	Code
Key Plan (1/3)	SU-QUS 10-01(01)
Key Plan (2/3)	SU-QUS 10-01(02)
Key Plan (3/3)	SU-QUS 10-01(03)
Network Plan	SU-QUS 10-02(01)
Network Plan	SU-QUS 10-02(02)
Network Plan	SU-QUS 10-02(03)
Network Plan	SU-QUS 10-02(04)
Network Plan	SU-QUS 10-02(05)
Network Plan	SU-QUS 10-02(06)
Network Plan	SU-QUS 10-02(07)
Network Plan	SU-QUS 10-02(08)
Network Plan	SU-QUS 10-02(09)
KOHNEKHUDAT *KÖHNƏ XUDAT*	**Code**
Network Plan	SU-QUS 10-03(01)
Network Plan	SU-QUS 10-03(02)
Network Plan	SU-QUS 10-03(03)
Network Plan	SU-QUS 10-03(04)
Network Plan	SU-QUS 10-03(05)
BALAGUSAR + HASANQALA *BALAQUSAR + HƏSƏNQƏLƏ*	**Code**
Network Plan	SU-QUS 10-04(01)
Network Plan	SU-QUS 10-04(02)
Network Plan	SU-QUS 10-04(03)
Network Plan	SU-QUS 10-04(04)
Network Plan	SU-QUS 10-04(05)
Network Plan	SU-QUS 10-04(06)
YUKARI LEGER *YUXARI LƏYƏR*	**Code**
Network Plan	SU-QUS 10-05
CILEGIR *ÇİLƏGİR*	**Code**
Network Plan	SU-QUS 10-06(01)
Network Plan	SU-QUS 10-06(02)

KHACHMAZ

XAÇMAZ

LEGEND

	Service Reservoir
Qph	**Peak Hour Demand (l/s)**
LWL	**Reservoir Low Water Level (m)**
Qmaxh	**Maximum Hour Demand (l/s)**
B	**Village Connection Valve**
II	**Pressure Zone Number**
	Pump Station
- - - - -	**Transmission Pipe**
———	**Distribution Pipe**
PE	**Polyethylene Pipe**
GRP	**Glass Reinforced Plastic Pipe**
DN400	**Nominal Pipe Diameter (mm)**

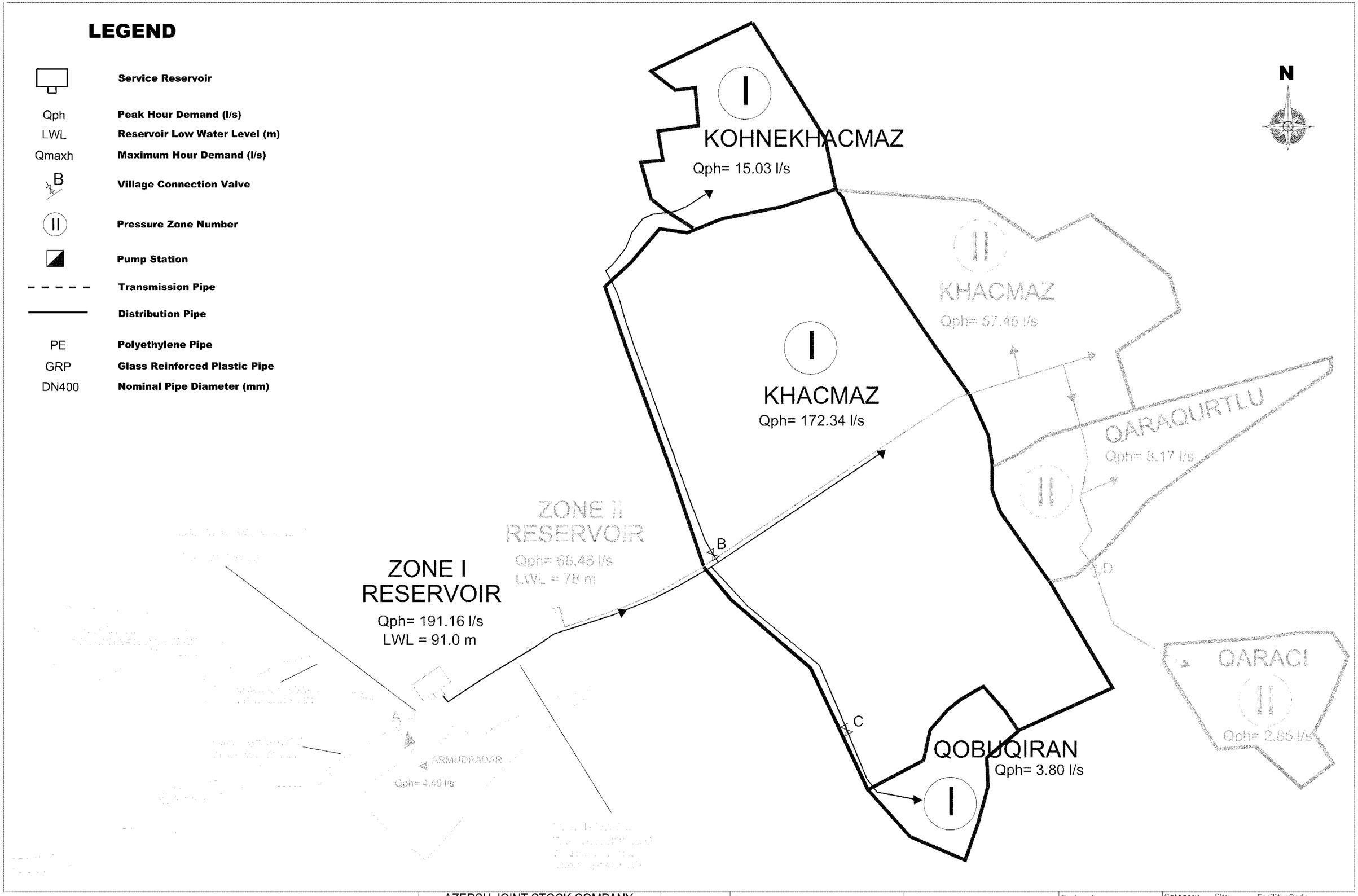

SPECIAL ASSISTANCE FOR PROJECT IMPLEMENTATION (SAPI) FOR THE PROVINCIAL CITIES WATER SUPPLY AND SEWERAGE PROJECT IN THE REPUBLIC OF AZERBAIJAN	AZERSU JOINT STOCK COMPANY, the Republic of Azerbaijan Japan International Cooperation Agency (JICA), Japan	Site : Khachmaz	Facility : Distribution Network	Title : Key Plan	Scale of Drawing: not to scale Original Size of Paper: A1	Category – City SU-XAC- Date December 2009	Facility Code – Number 10-01 Revision Number Rev.0

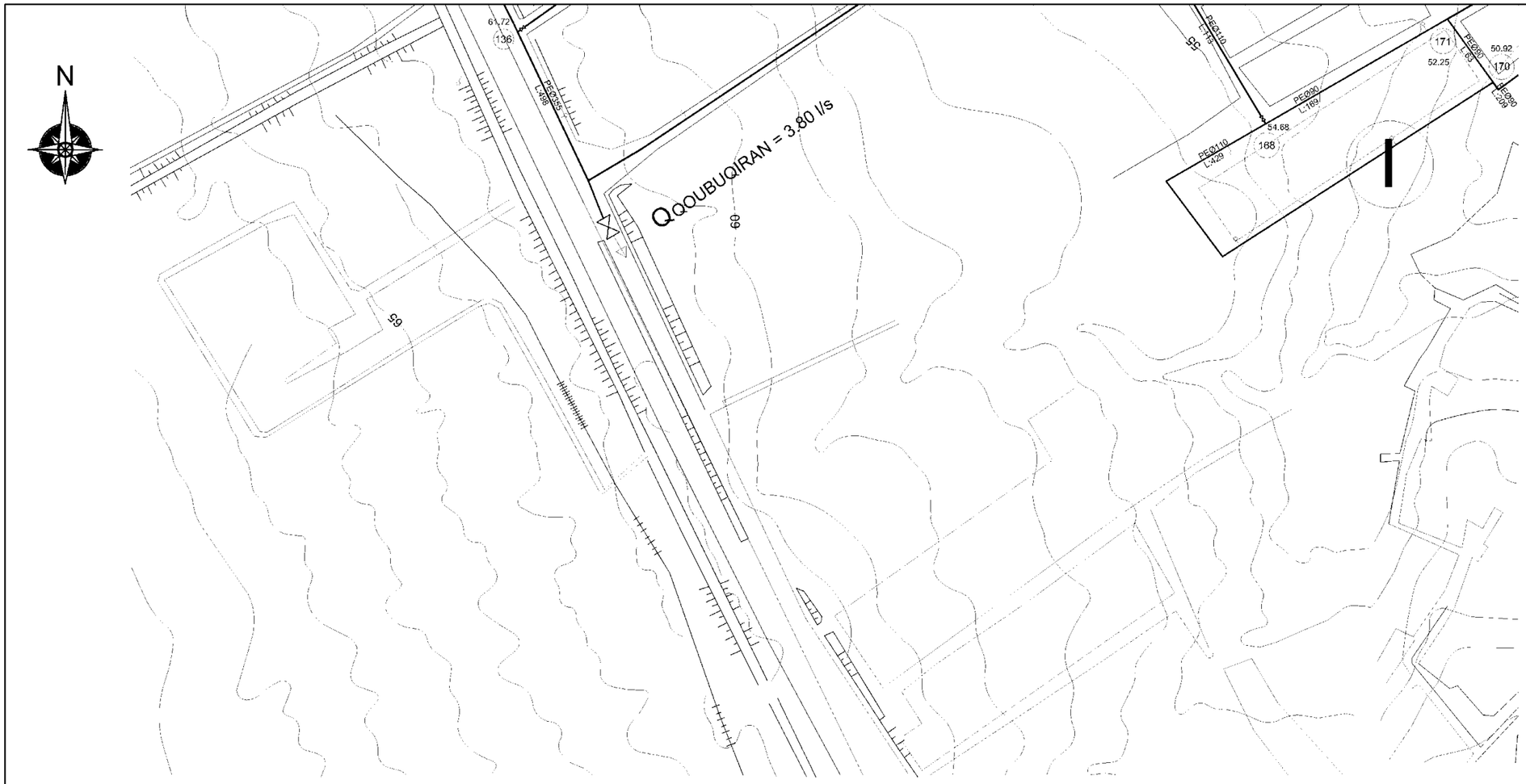

LEGEND

II	Pressure Zone Number
	Service Reservoir
Qph	Peak Hour Demand (l/s)
LWL	Reservoir Low Water Level (m)
+ + + +	Transmission Pipe
	Distribution Pipe
	Line Valve
	Fire Hydrant
502	Zone Node Number
35.49	Node Elevation (m)
PE	Polyethylene Pipe
GRP	Glass Reinforced Plastic Pipe
Ø400	Nominal Pipe Diameter (mm)
L:13	Pipe Length (m)

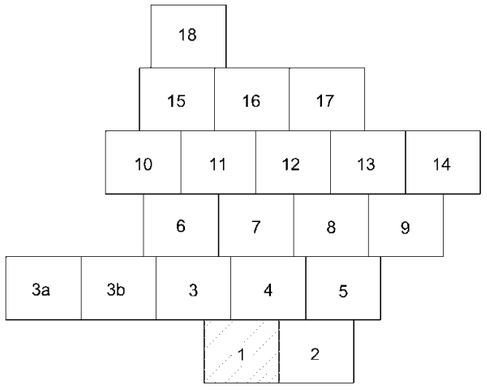

SCALE : 1/2000

0 40 80 120 160 200m

SPECIAL ASSISTANCE FOR PROJECT IMPLEMENTATION (SAPI) FOR THE PROVINCIAL CITIES WATER SUPPLY AND SEWERAGE PROJECT IN THE REPUBLIC OF AZERBAIJAN	AZERSU JOINT STOCK COMPANY, the Republic of Azerbaijan Japan International Cooperation Agency (JICA), Japan	Site : Khachmaz	Facility: Distribution Network	Title : Network Plan	Scale of Drawing: 1/2000	Category – City SU-XAC-	Facility Code – Number 10-02(1)
					Original Size of Paper: A1	Date December 2009	Revision Number Rev.0

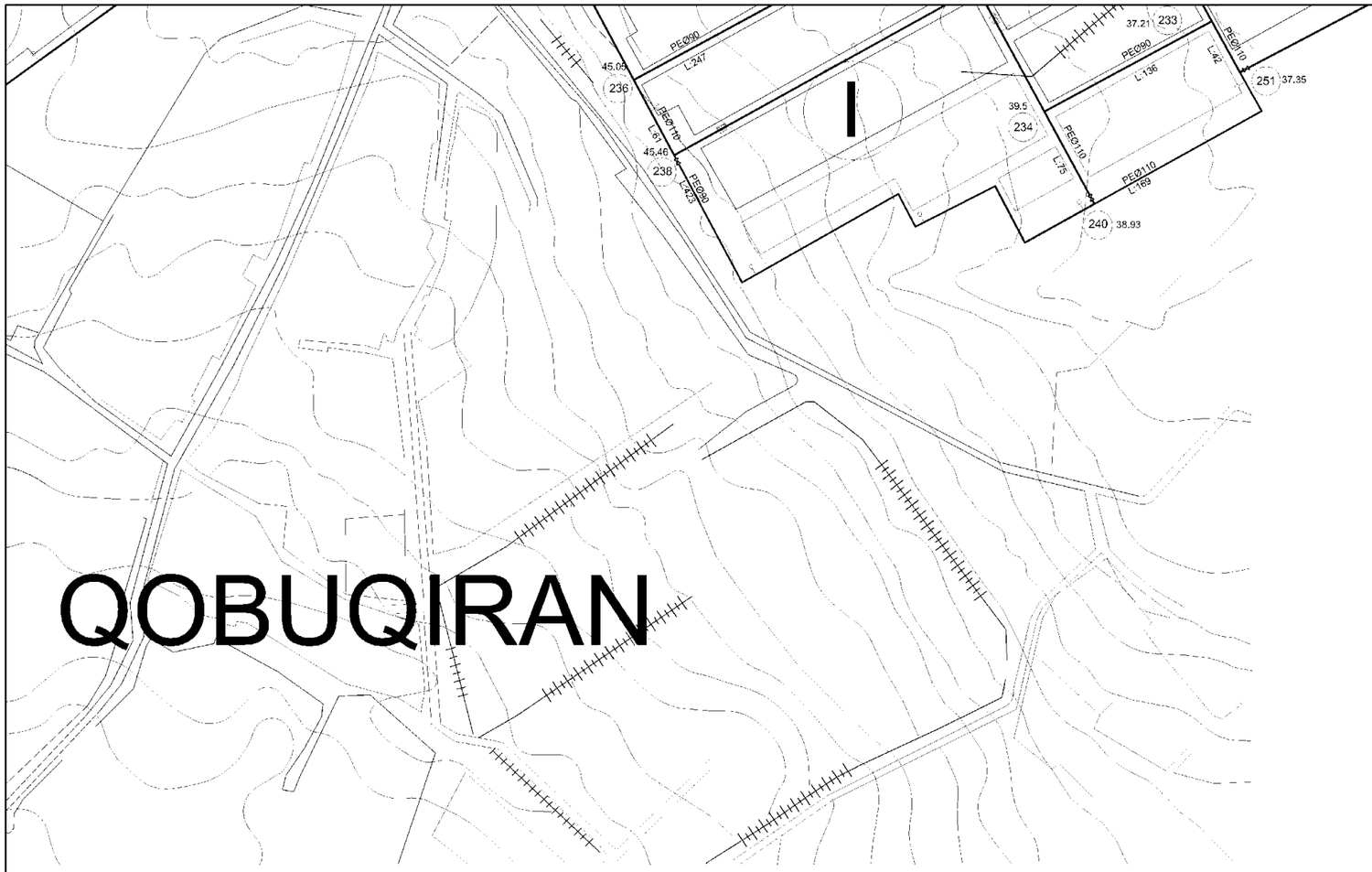

N

LEGEND

II	Pressure Zone Number
	Service Reservoir
Qph	Peak Hour Demand (l/s)
LWL	Reservoir Low Water Level (m)
+ − + − +	Transmission Pipe
	Distribution Pipe
	Line Valve
	Fire Hydrant
502	Zone Node Number
35.49	Node Elevation (m)
PE	Polyethylene Pipe
GRP	Glass Reinforced Plastic Pipe
Ø400	Nominal Pipe Diameter (mm)
L:13	Pipe Length (m)

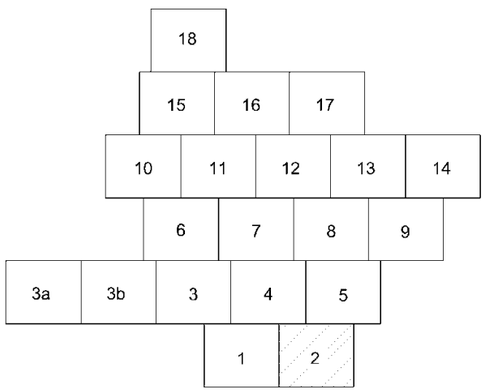

SCALE : 1/2000

0 40 80 120 160 200m

SPECIAL ASSISTANCE FOR PROJECT IMPLEMENTATION (SAPI) FOR THE PROVINCIAL CITIES WATER SUPPLY AND SEWERAGE PROJECT IN THE REPUBLIC OF AZERBAIJAN	AZERSU JOINT STOCK COMPANY, the Republic of Azerbaijan Japan International Cooperation Agency (JICA), Japan	Site : Khachmaz	Facility: Distribution Network	Title : Network Plan	Scale of Drawing: 1/2000 Original Size of Paper: A1	Category – City SU-XAC- Date December 2009	Facility Code – Number 10-02(2) Revision Number Rev.0

LEGEND

II	Pressure Zone Number
	Service Reservoir
Qph	Peak Hour Demand (l/s)
LWL	Reservoir Low Water Level (m)
+ + + +	Transmission Pipe
	Distribution Pipe
	Line Valve
	Fire Hydrant
502	Zone Node Number
35.49	Node Elevation (m)
PE	Polyethylene Pipe
GRP	Glass Reinforced Plastic Pipe
Ø400	Nominal Pipe Diameter (mm)
L:13	Pipe Length (m)

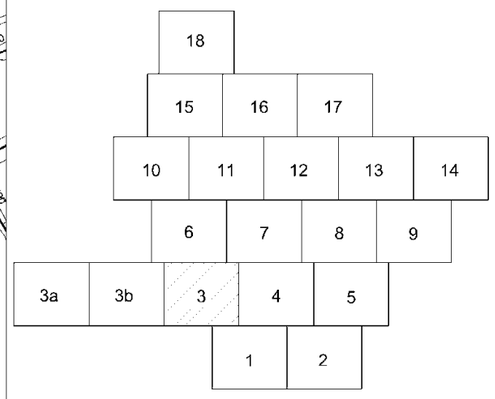

SCALE : 1/2000

0 40 80 120 160 200m

N

SPECIAL ASSISTANCE FOR PROJECT IMPLEMENTATION (SAPI) FOR THE PROVINCIAL CITIES WATER SUPPLY AND SEWERAGE PROJECT IN THE REPUBLIC OF AZERBAIJAN	AZERSU JOINT STOCK COMPANY, the Republic of Azerbaijan Japan International Cooperation Agency (JICA), Japan	Site : Khachmaz	Facility: Distribution Network	Title : Network Plan	Scale of Drawing: 1/2000	Category – City SU-XAC-	Facility Code – Number 10-02(3)
					Original Size of Paper: A1	Date December 2009	Revision Number Rev.0

ZONE I
SERVICE RESERVOIR
LWL = 91.0 m
Qpeakhour= 191.16 l/s

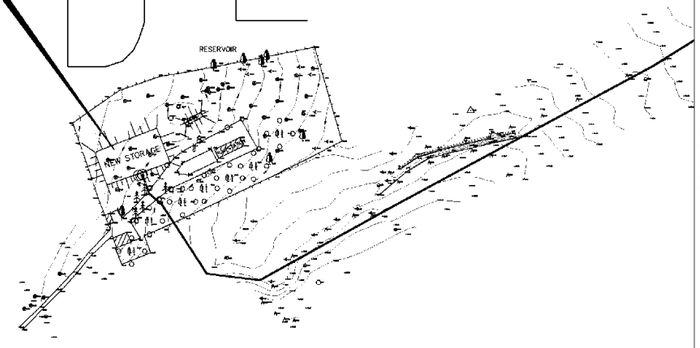

LEGEND

II	Pressure Zone Number
	Service Reservoir
Qph	Peak Hour Demand (l/s)
LWL	Reservoir Low Water Level (m)
	Transmission Pipe
	Distribution Pipe
	Line Valve
	Fire Hydrant
502	Zone Node Number
35.49	Node Elevation (m)
PE	Polyethylene Pipe
GRP	Glass Reinforced Plastic Pipe
Ø400	Nominal Pipe Diameter (mm)
L:13	Pipe Length (m)

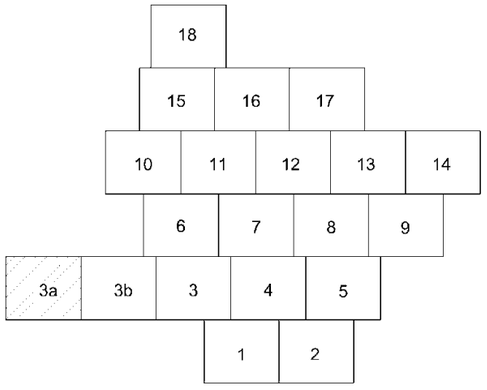

SCALE : 1/2000
0 40 80 120 160 200m

N

SPECIAL ASSISTANCE FOR PROJECT IMPLEMENTATION (SAPI) FOR THE PROVINCIAL CITIES WATER SUPPLY AND SEWERAGE PROJECT IN THE REPUBLIC OF AZERBAIJAN	AZERSU JOINT STOCK COMPANY, the Republic of Azerbaijan Japan International Cooperation Agency (JICA), Japan	Site : Khachmaz	Facility: Distribution Network	Title : Network Plan	Scale of Drawing: 1/2000 Original Size of Paper: A1	Category – City SU-XAC- Facility Code – Number 10-02(3a) Date December 2009	Revision Number Rev.0

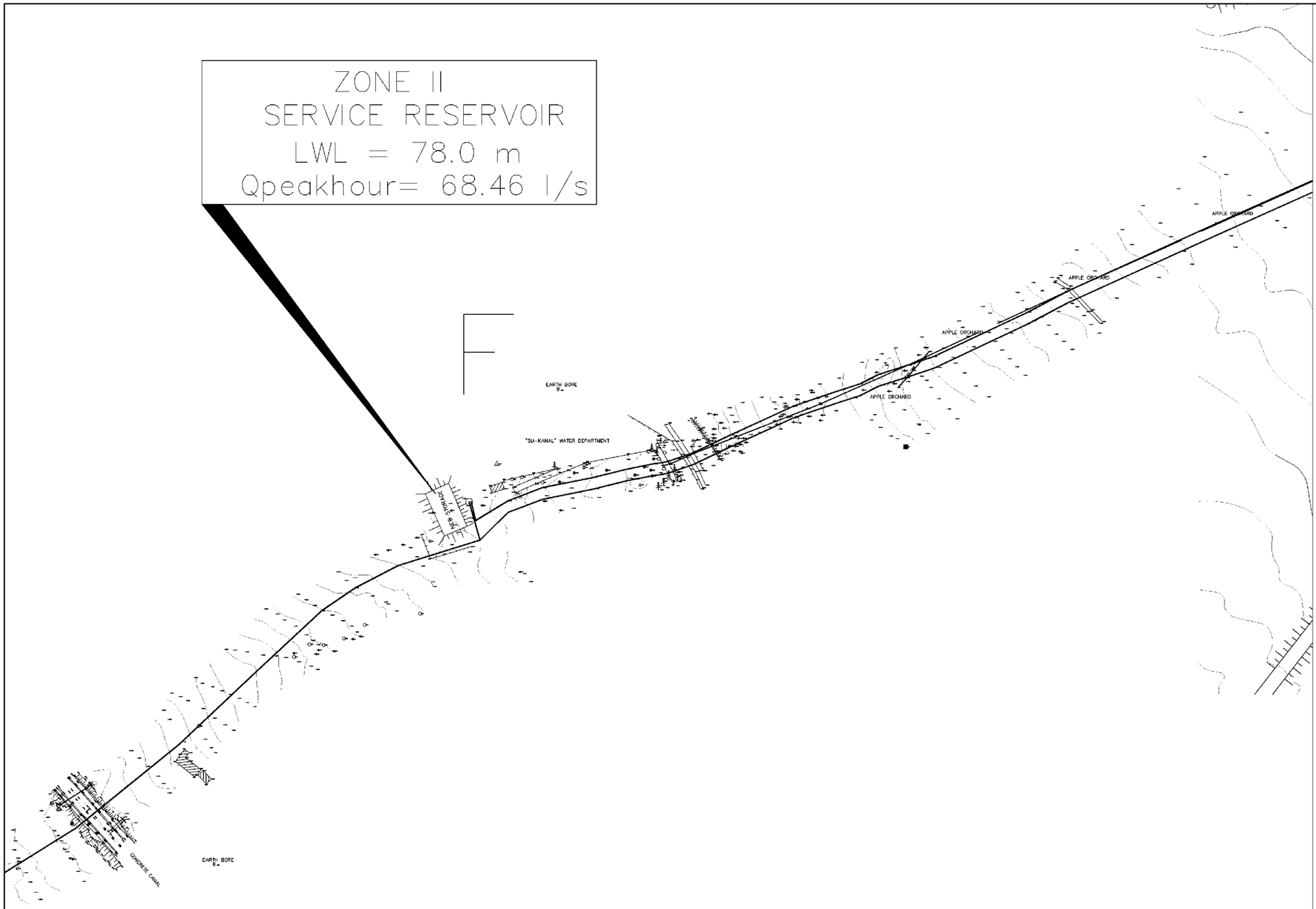

N

LEGEND

II	Pressure Zone Number
	Service Reservoir
Qph	Peak Hour Demand (l/s)
LWL	Reservoir Low Water Level (m)
+ + + +	Transmission Pipe
	Distribution Pipe
	Line Valve
	Fire Hydrant
502	Zone Node Number
35.49	Node Elevation (m)
PE	Polyethylene Pipe
GRP	Glass Reinforced Plastic Pipe
Ø400	Nominal Pipe Diameter (mm)
L:13	Pipe Length (m)

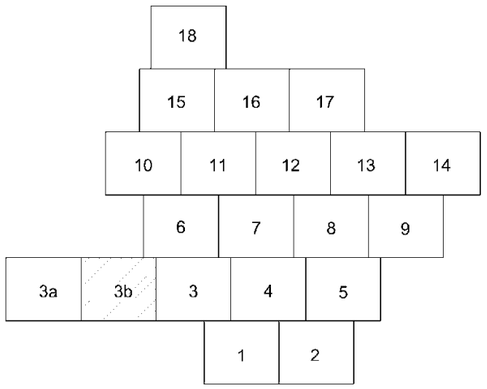

SCALE : 1/2000

0 40 80 120 160 200m

SPECIAL ASSISTANCE FOR PROJECT IMPLEMENTATION (SAPI) FOR THE PROVINCIAL CITIES WATER SUPPLY AND SEWERAGE PROJECT IN THE REPUBLIC OF AZERBAIJAN	AZERSU JOINT STOCK COMPANY, the Republic of Azerbaijan Japan International Cooperation Agency (JICA), Japan	Site : Khachmaz	Facility: Distribution Network	Title : Network Plan	Scale of Drawing: 1/2000	Category – City SU-XAC-	Facility Code – Number 10-02(3b)
					Original Size of Paper: A1	Date December 2009	Revision Number Rev.0

LEGEND

II	Pressure Zone Number
	Service Reservoir
Qph	Peak Hour Demand (l/s)
LWL	Reservoir Low Water Level (m)
+ + + + +	Transmission Pipe
	Distribution Pipe
	Line Valve
	Fire Hydrant
502	Zone Node Number
35.49	Node Elevation (m)
PE	Polyethylene Pipe
GRP	Glass Reinforced Plastic Pipe
Ø400	Nominal Pipe Diameter (mm)
L:13	Pipe Length (m)

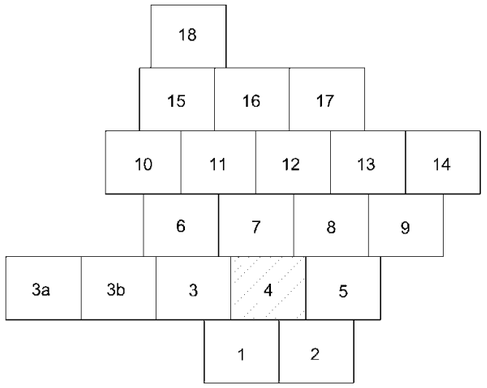

SCALE : 1/2000

0 40 80 120 160 200m

SPECIAL ASSISTANCE FOR PROJECT IMPLEMENTATION (SAPI) FOR THE PROVINCIAL CITIES WATER SUPPLY AND SEWERAGE PROJECT IN THE REPUBLIC OF AZERBAIJAN	AZERSU JOINT STOCK COMPANY, the Republic of Azerbaijan Japan International Cooperation Agency (JICA), Japan	Site : Khachmaz	Facility: Distribution Network	Title : Network Plan	Scale of Drawing: 1/2000	Category – City SU-XAC-	Facility Code – Number 10-02(4)
					Original Size of Paper: A1	Date December 2009	Revision Number Rev.0

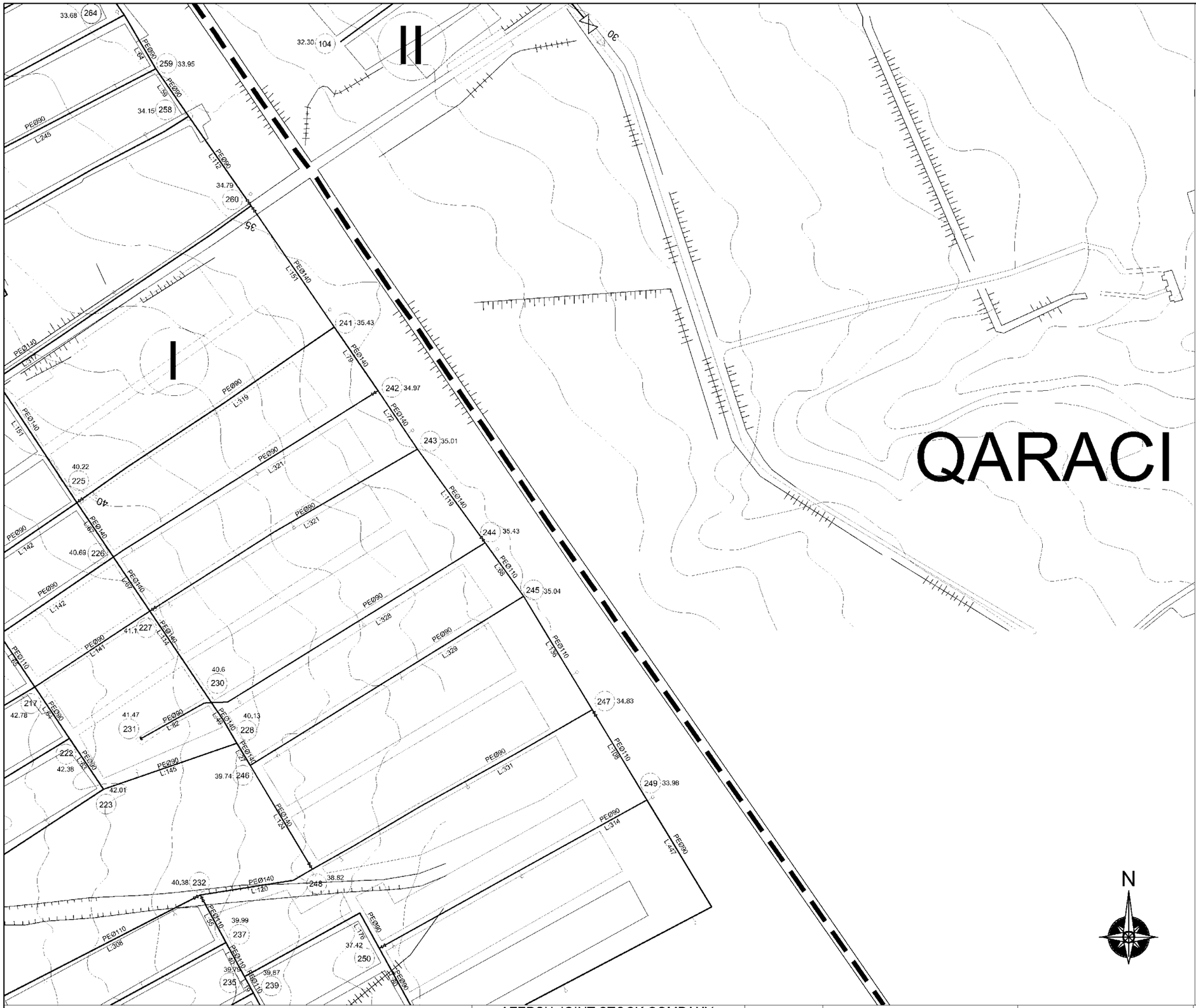

LEGEND

II	Pressure Zone Number
	Service Reservoir
Qph	Peak Hour Demand (l/s)
LWL	Reservoir Low Water Level (m)
+ + + +	Transmission Pipe
	Distribution Pipe
	Line Valve
	Fire Hydrant
502	Zone Node Number
35.49	Node Elevation (m)
PE	Polyethylene Pipe
GRP	Glass Reinforced Plastic Pipe
Ø400	Nominal Pipe Diameter (mm)
L:13	Pipe Length (m)

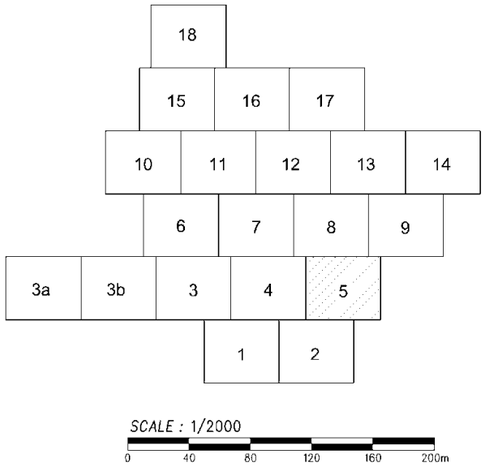

SPECIAL ASSISTANCE FOR PROJECT IMPLEMENTATION (SAPI) FOR THE PROVINCIAL CITIES WATER SUPPLY AND SEWERAGE PROJECT IN THE REPUBLIC OF AZERBAIJAN	AZERSU JOINT STOCK COMPANY, the Republic of Azerbaijan Japan International Cooperation Agency (JICA), Japan	Site : Khachmaz	Facility: Distribution Network	Title : Network Plan	Scale of Drawing: 1/2000 Original Size of Paper: A1	Category – City SU-XAC- Date December 2009	Facility Code – Number 10-02(5) Revision Number Rev.0

LEGEND

II	Pressure Zone Number
	Service Reservoir
Qph	Peak Hour Demand (l/s)
LWL	Reservoir Low Water Level (m)
+ + + + +	Transmission Pipe
	Distribution Pipe
	Line Valve
	Fire Hydrant
502	Zone Node Number
35.49	Node Elevation (m)
PE	Polyethylene Pipe
GRP	Glass Reinforced Plastic Pipe
Ø400	Nominal Pipe Diameter (mm)
L:13	Pipe Length (m)

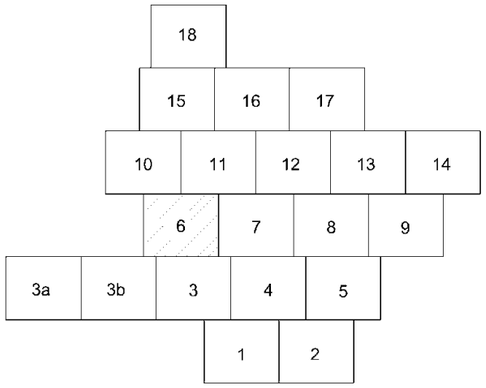

SCALE : 1/2000

0 40 80 120 160 200m

SPECIAL ASSISTANCE FOR PROJECT IMPLEMENTATION (SAPI) FOR THE PROVINCIAL CITIES WATER SUPPLY AND SEWERAGE PROJECT IN THE REPUBLIC OF AZERBAIJAN	AZERSU JOINT STOCK COMPANY, the Republic of Azerbaijan Japan International Cooperation Agency (JICA), Japan	Site : Khachmaz	Facility: Distribution Network	Title : Network Plan	Scale of Drawing: 1/2000	Category – City SU-XAC-	Facility Code – Number 10-02(6)
					Original Size of Paper: A1	Date December 2009	Revision Number Rev.0

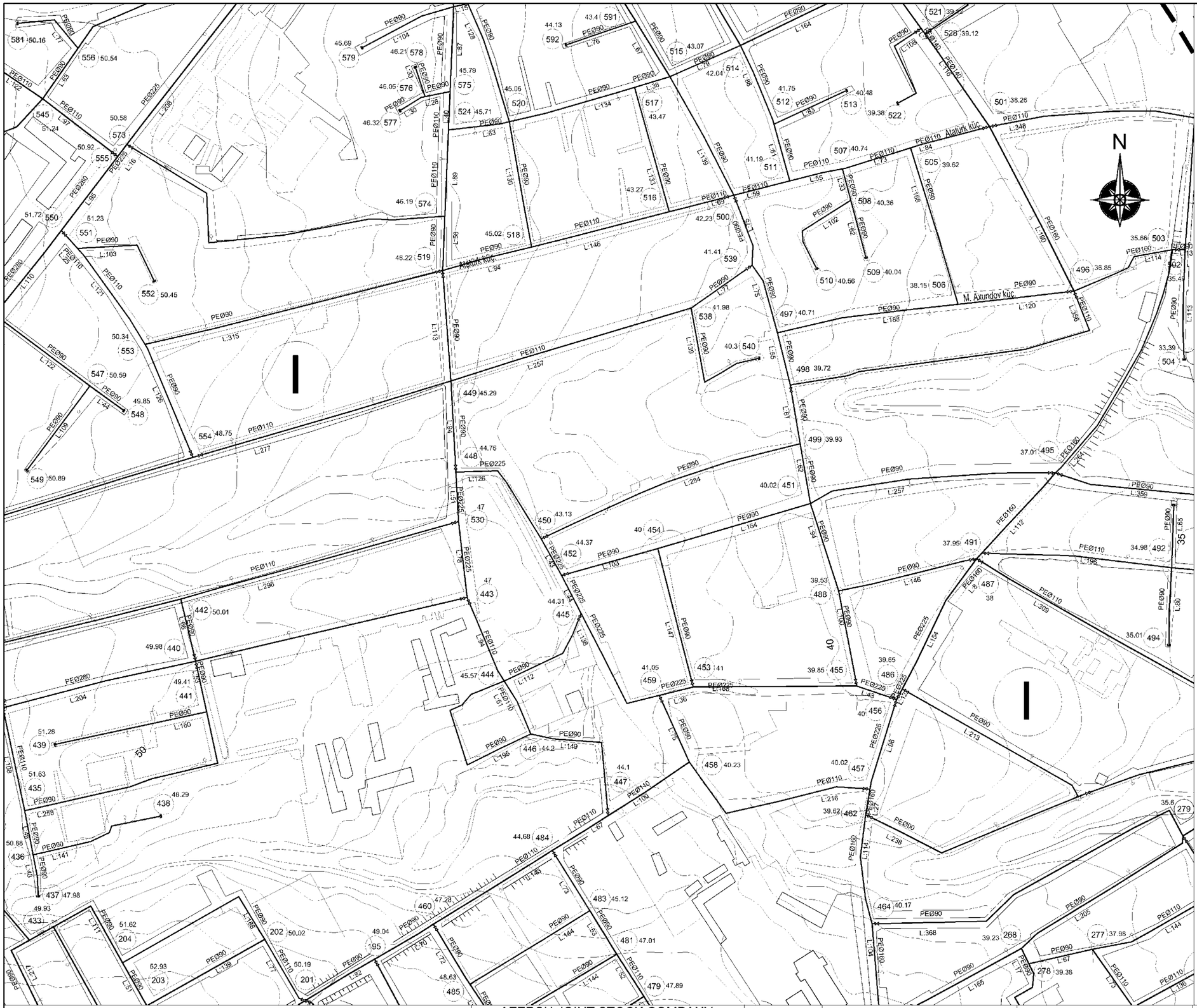

LEGEND

II	Pressure Zone Number
	Service Reservoir
Qph	Peak Hour Demand (l/s)
LWL	Reservoir Low Water Level (m)
+ + + +	Transmission Pipe
	Distribution Pipe
	Line Valve
	Fire Hydrant
502	Zone Node Number
35.49	Node Elevation (m)
PE	Polyethylene Pipe
GRP	Glass Reinforced Plastic Pipe
Ø400	Nominal Pipe Diameter (mm)
L:13	Pipe Length (m)

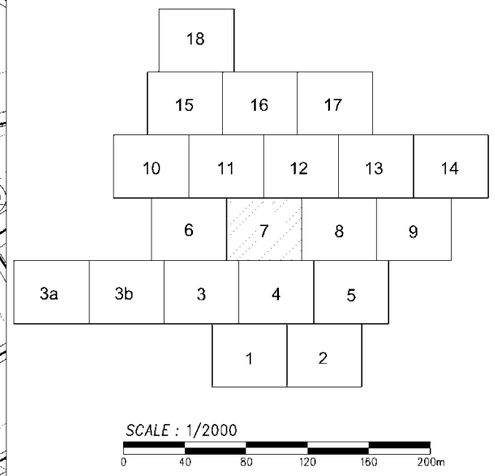

SPECIAL ASSISTANCE FOR PROJECT IMPLEMENTATION (SAPI) FOR THE PROVINCIAL CITIES WATER SUPPLY AND SEWERAGE PROJECT IN THE REPUBLIC OF AZERBAIJAN	AZERSU JOINT STOCK COMPANY, the Republic of Azerbaijan Japan International Cooperation Agency (JICA), Japan	Site : Khachmaz	Facility: Distribution Network	Title : Network Plan	Scale of Drawing: 1/2000	Category – City SU-XAC-	Facility Code – Number 10-02(7)
					Original Size of Paper: A1	Date December 2009	Revision Number Rev.0

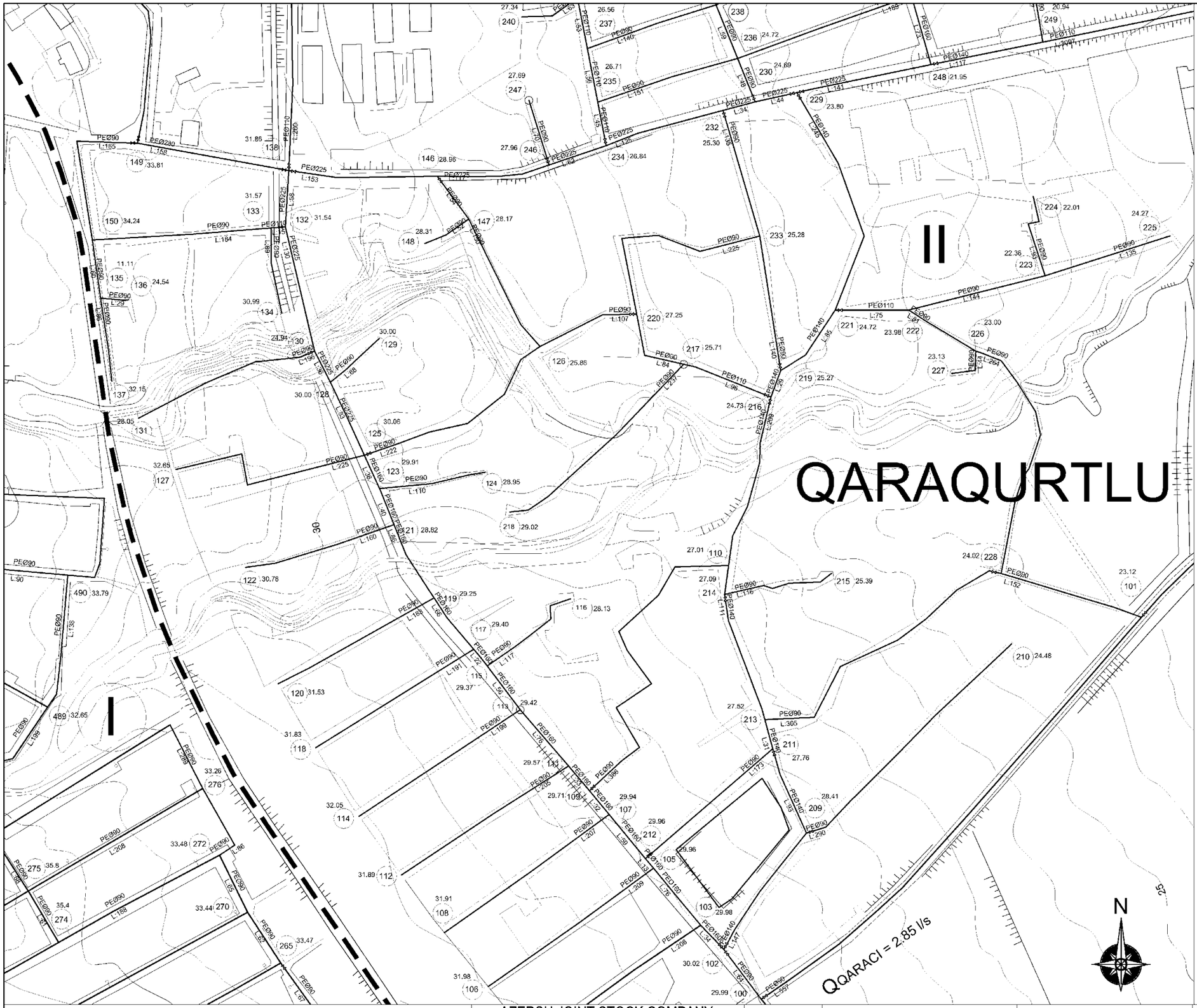

LEGEND

II	Pressure Zone Number
	Service Reservoir
Qph	Peak Hour Demand (l/s)
LWL	Reservoir Low Water Level (m)
	Transmission Pipe
	Distribution Pipe
	Line Valve
	Fire Hydrant
502	Zone Node Number
35.49	Node Elevation (m)
PE	Polyethylene Pipe
GRP	Glass Reinforced Plastic Pipe
Ø400	Nominal Pipe Diameter (mm)
L:13	Pipe Length (m)

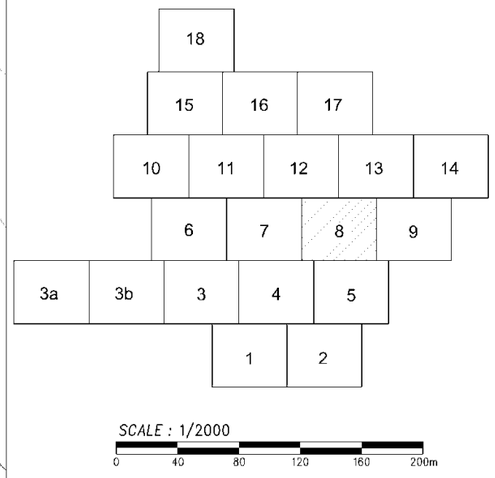

SPECIAL ASSISTANCE FOR PROJECT IMPLEMENTATION (SAPI) FOR THE PROVINCIAL CITIES WATER SUPPLY AND SEWERAGE PROJECT IN THE REPUBLIC OF AZERBAIJAN	AZERSU JOINT STOCK COMPANY, the Republic of Azerbaijan Japan International Cooperation Agency (JICA), Japan	Site : Khachmaz	Facility: Distribution Network	Title : Network Plan	Scale of Drawing: 1/2000	Category – City SU-XAC-	Facility Code – Number 10-02(8)
					Original Size of Paper: A1	Date December 2009	Revision Number Rev.0

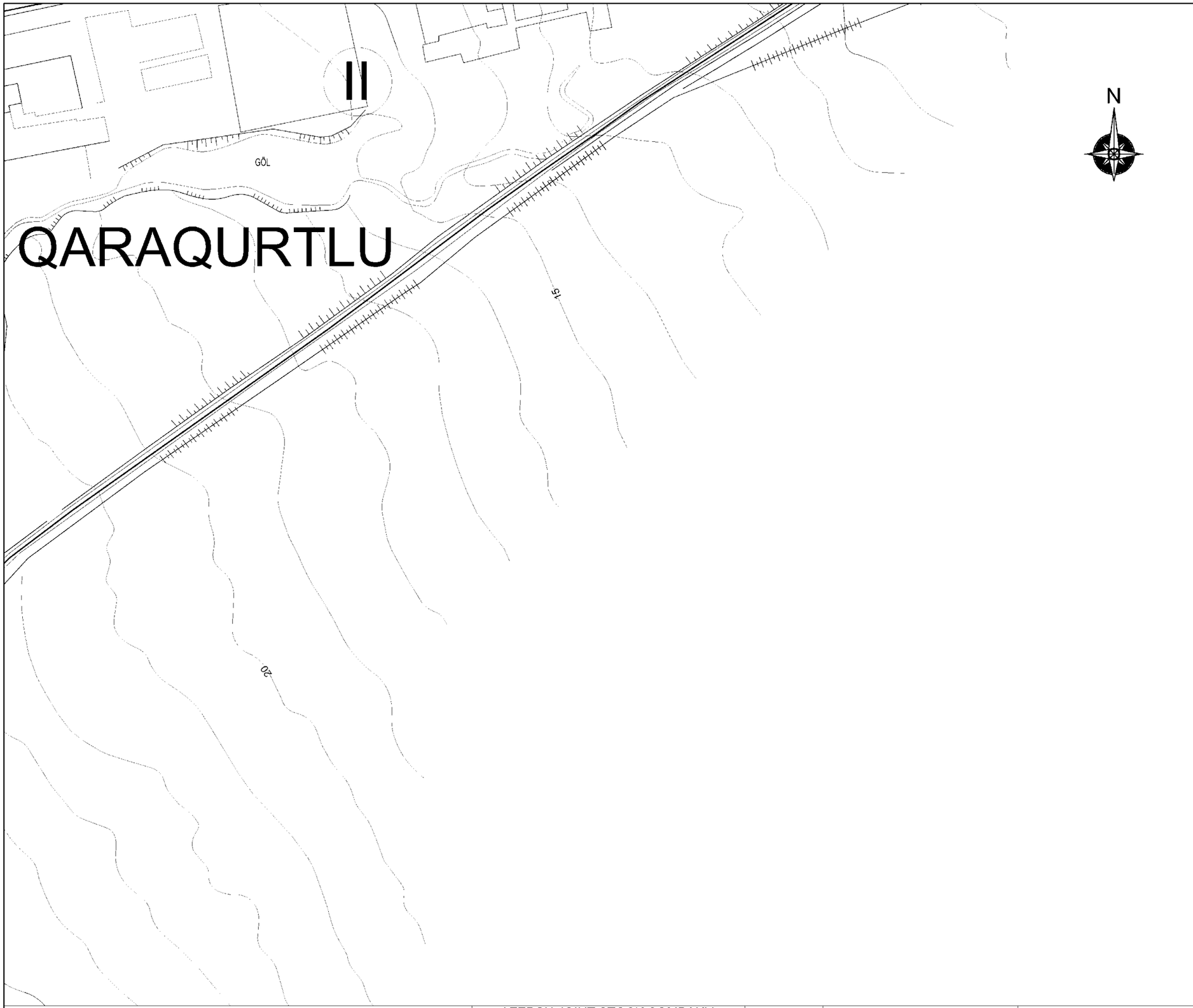

LEGEND

II	Pressure Zone Number
	Service Reservoir
Qph	Peak Hour Demand (l/s)
LWL	Reservoir Low Water Level (m)
	Transmission Pipe
	Distribution Pipe
	Line Valve
	Fire Hydrant
502	Zone Node Number
35.49	Node Elevation (m)
PE	Polyethylene Pipe
GRP	Glass Reinforced Plastic Pipe
Ø400	Nominal Pipe Diameter (mm)
L:13	Pipe Length (m)

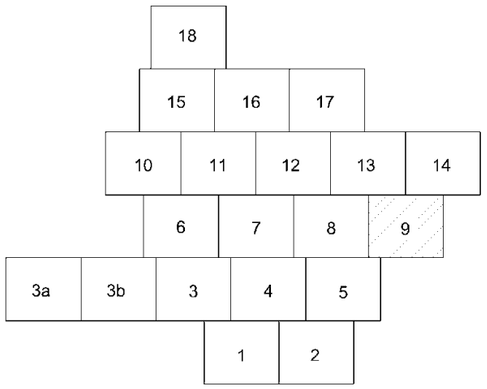

SPECIAL ASSISTANCE FOR PROJECT IMPLEMENTATION (SAPI) FOR THE PROVINCIAL CITIES WATER SUPPLY AND SEWERAGE PROJECT IN THE REPUBLIC OF AZERBAIJAN	AZERSU JOINT STOCK COMPANY, the Republic of Azerbaijan Japan International Cooperation Agency (JICA), Japan	Site : Khachmaz	Facility: Distribution Network	Title : Network Plan	Scale of Drawing: 1/2000 Original Size of Paper: A1	Category – City SU-XAC- Date December 2009	Facility Code – Number 10-02(9) Revision Number Rev.0

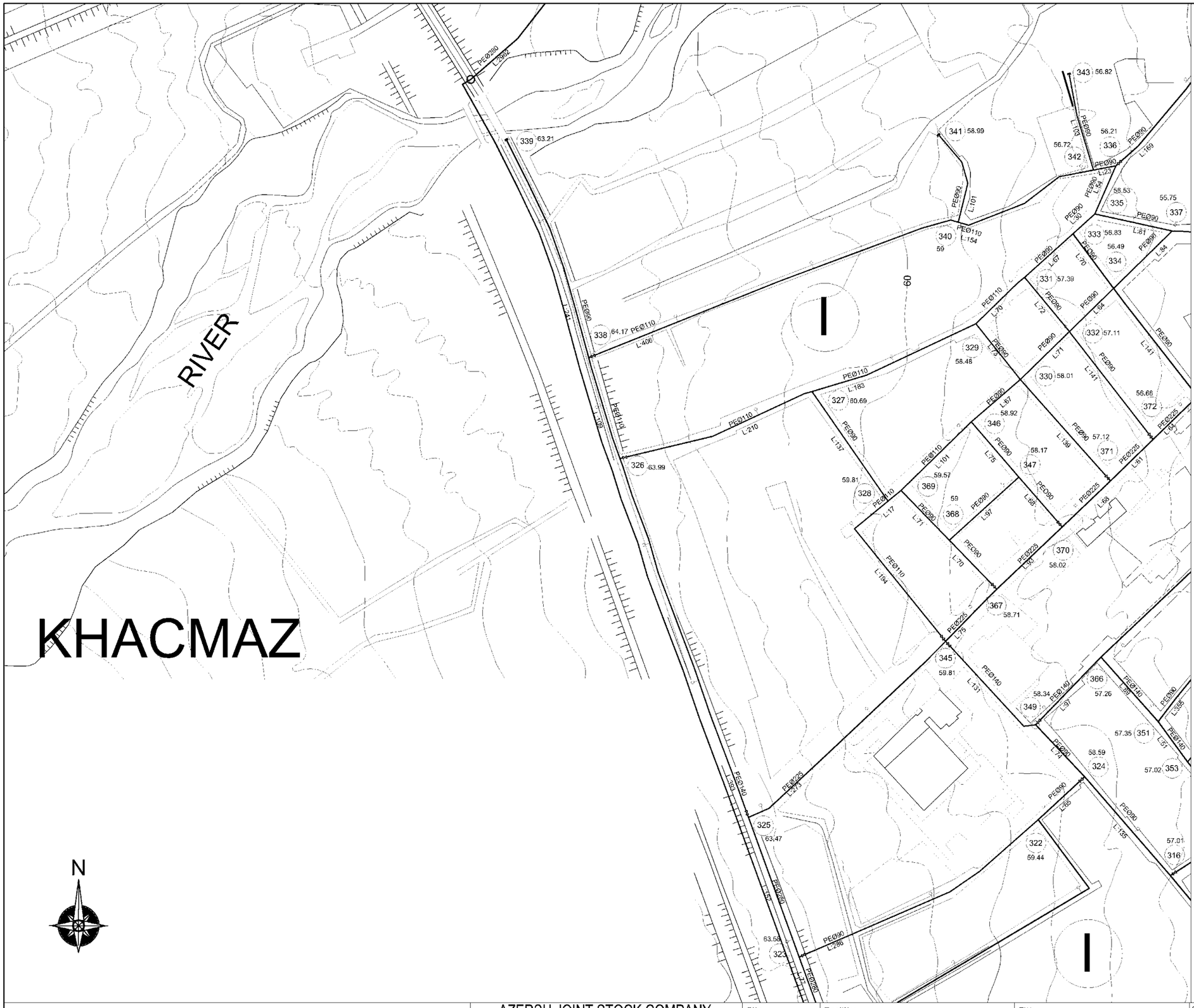

LEGEND

II	Pressure Zone Number
	Service Reservoir
Qph	Peak Hour Demand (l/s)
LWL	Reservoir Low Water Level (m)
+ + + +	Transmission Pipe
	Distribution Pipe
	Line Valve
	Fire Hydrant
502	Zone Node Number
35.49	Node Elevation (m)
PE	Polyethylene Pipe
GRP	Glass Reinforced Plastic Pipe
Ø400	Nominal Pipe Diameter (mm)
L:13	Pipe Length (m)

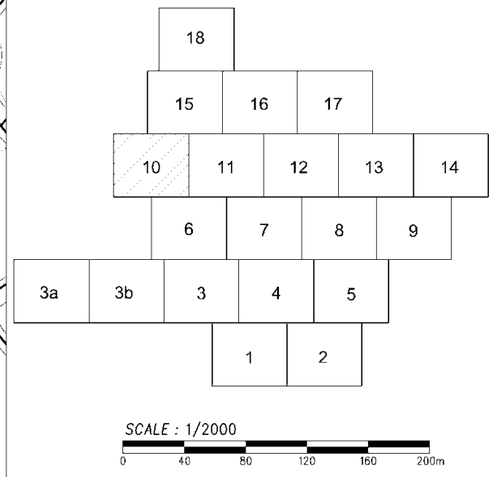

SPECIAL ASSISTANCE FOR PROJECT IMPLEMENTATION (SAPI) FOR THE PROVINCIAL CITIES WATER SUPPLY AND SEWERAGE PROJECT IN THE REPUBLIC OF AZERBAIJAN	AZERSU JOINT STOCK COMPANY, the Republic of Azerbaijan Japan International Cooperation Agency (JICA), Japan	Site : Khachmaz	Facility: Distribution Network	Title : Network Plan	Scale of Drawing: 1/2000 Original Size of Paper: A1	Category – City: SU-XAC- Facility Code – Number: 10-02(10) Date: December 2009 Revision Number: Rev.0

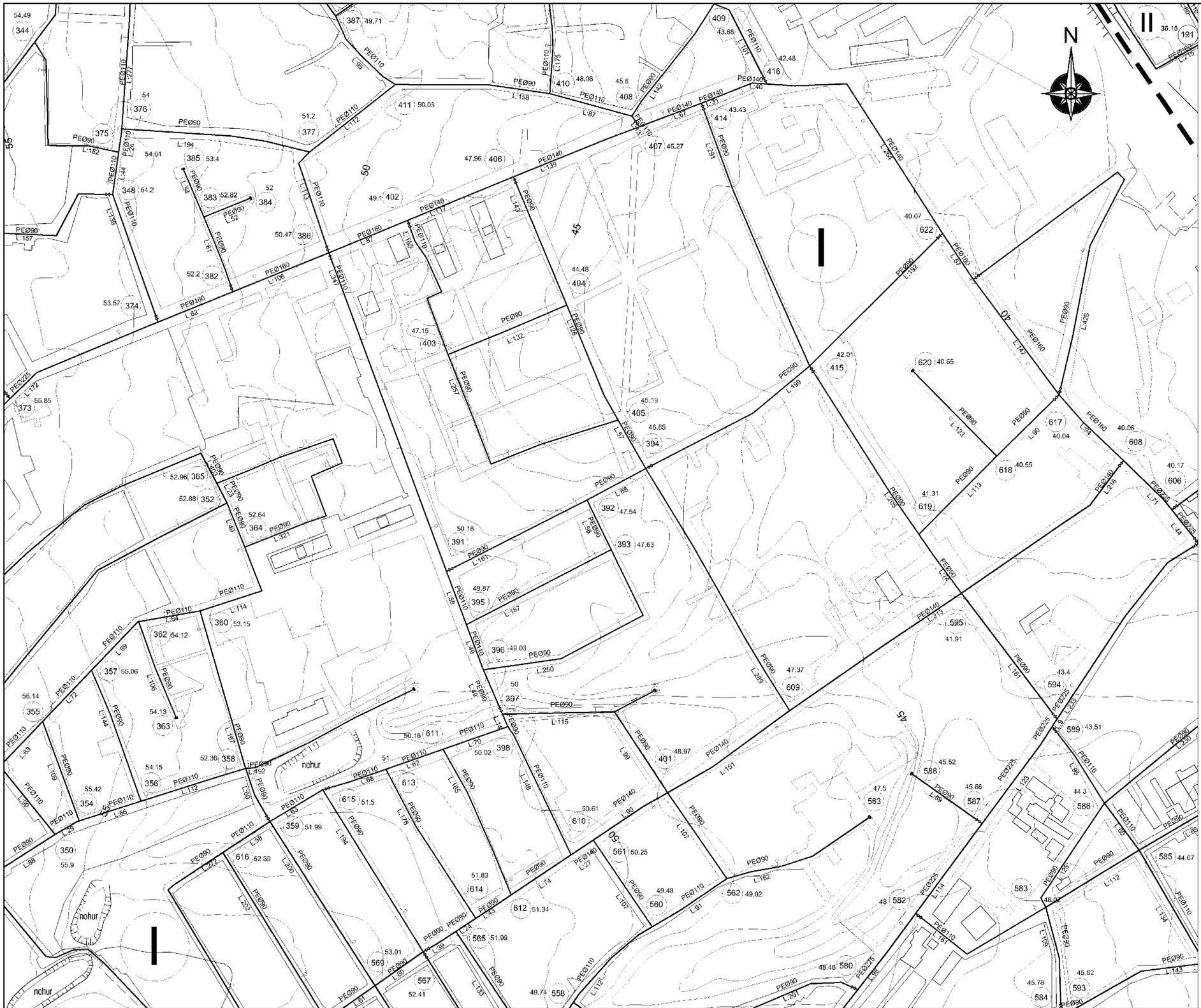

LEGEND

II	Pressure Zone Number
	Service Reservoir
Qph	Peak Hour Demand (l/s)
LWL	Reservoir Low Water Level (m)
+ + + − +	Transmission Pipe
	Distribution Pipe
	Line Valve
	Fire Hydrant
502	Zone Node Number
35.49	Node Elevation (m)
PE	Polyethylene Pipe
GRP	Glass Reinforced Plastic Pipe
Ø400	Nominal Pipe Diameter (mm)
L:13	Pipe Length (m)

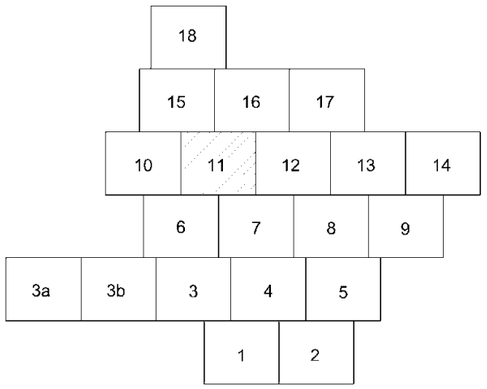

SCALE : 1/2000

0 40 80 120 160 200m

SPECIAL ASSISTANCE FOR PROJECT IMPLEMENTATION (SAPI) FOR THE PROVINCIAL CITIES WATER SUPPLY AND SEWERAGE PROJECT IN THE REPUBLIC OF AZERBAIJAN	AZERSU JOINT STOCK COMPANY, the Republic of Azerbaijan Japan International Cooperation Agency (JICA), Japan	Site : Khachmaz	Facility: Distribution Network	Title : Network Plan	Scale of Drawing: 1/2000	Category – City SU-XAC-	Facility Code – Number 10-02(11)
					Original Size of Paper: A1	Date December 2009	Revision Number Rev.0

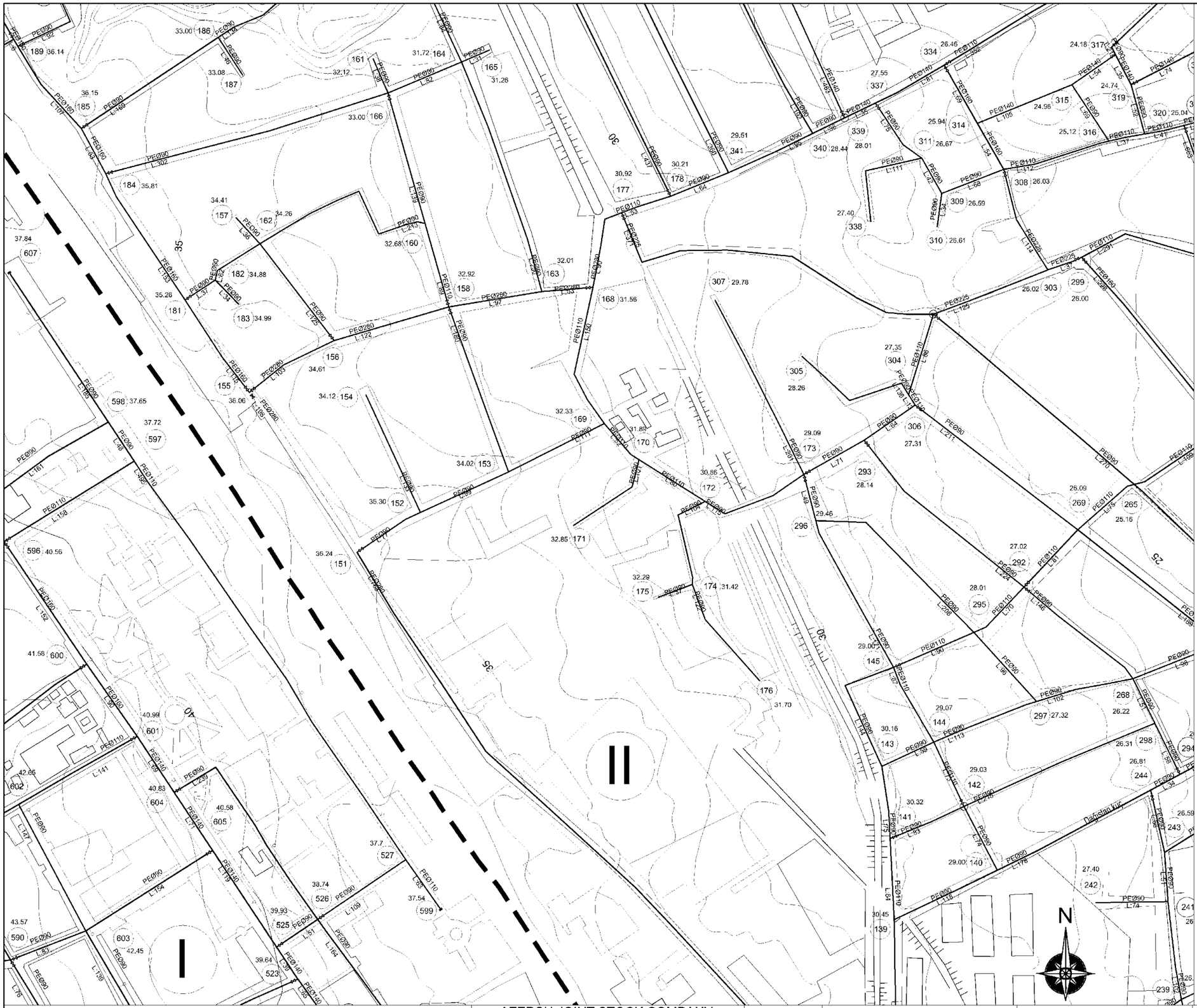

LEGEND

II	Pressure Zone Number
	Service Reservoir
Qph	Peak Hour Demand (l/s)
LWL	Reservoir Low Water Level (m)
+ + + +	Transmission Pipe
	Distribution Pipe
	Line Valve
	Fire Hydrant
502	Zone Node Number
35.49	Node Elevation (m)
PE	Polyethylene Pipe
GRP	Glass Reinforced Plastic Pipe
Ø400	Nominal Pipe Diameter (mm)
L:13	Pipe Length (m)

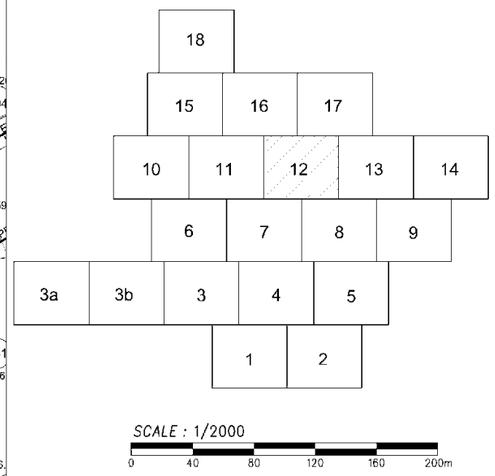

SPECIAL ASSISTANCE FOR PROJECT IMPLEMENTATION (SAPI) FOR THE PROVINCIAL CITIES WATER SUPPLY AND SEWERAGE PROJECT IN THE REPUBLIC OF AZERBAIJAN	AZERSU JOINT STOCK COMPANY, the Republic of Azerbaijan Japan International Cooperation Agency (JICA), Japan	Site : Khachmaz	Facility: Distribution Network	Title : Network Plan	Scale of Drawing: 1/2000 Original Size of Paper: A1	Category – City: SU-XAC- Facility Code – Number: 10-02(12) Date: December 2009 Revision Number: Rev.0

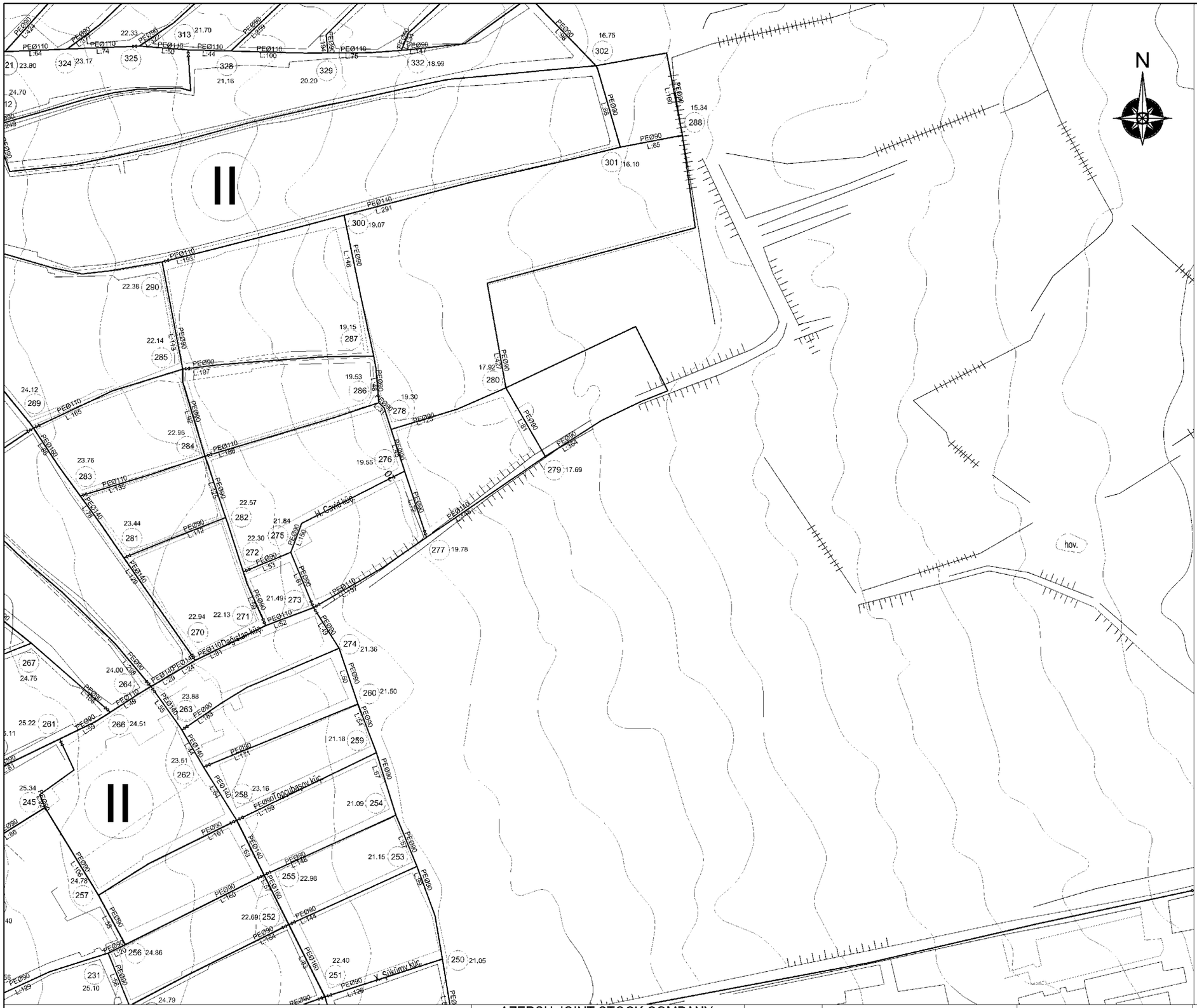

LEGEND

II	Pressure Zone Number
	Service Reservoir
Qph	Peak Hour Demand (l/s)
LWL	Reservoir Low Water Level (m)
+ + + +	Transmission Pipe
	Distribution Pipe
	Line Valve
	Fire Hydrant
502	Zone Node Number
35.49	Node Elevation (m)
PE	Polyethylene Pipe
GRP	Glass Reinforced Plastic Pipe
Ø400	Nominal Pipe Diameter (mm)
L:13	Pipe Length (m)

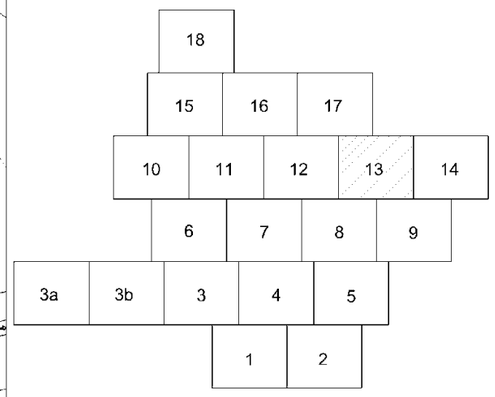

SPECIAL ASSISTANCE FOR PROJECT IMPLEMENTATION (SAPI) FOR THE PROVINCIAL CITIES WATER SUPPLY AND SEWERAGE PROJECT IN THE REPUBLIC OF AZERBAIJAN	AZERSU JOINT STOCK COMPANY, the Republic of Azerbaijan Japan International Cooperation Agency (JICA), Japan	Site : Khachmaz	Facility: Distribution Network	Title : Network Plan	Scale of Drawing: 1/2000 Original Size of Paper: A1	Category – City Facility Code – Number: SU-XAC- 10-02(13) Date: December 2009 Revision Number: Rev.0

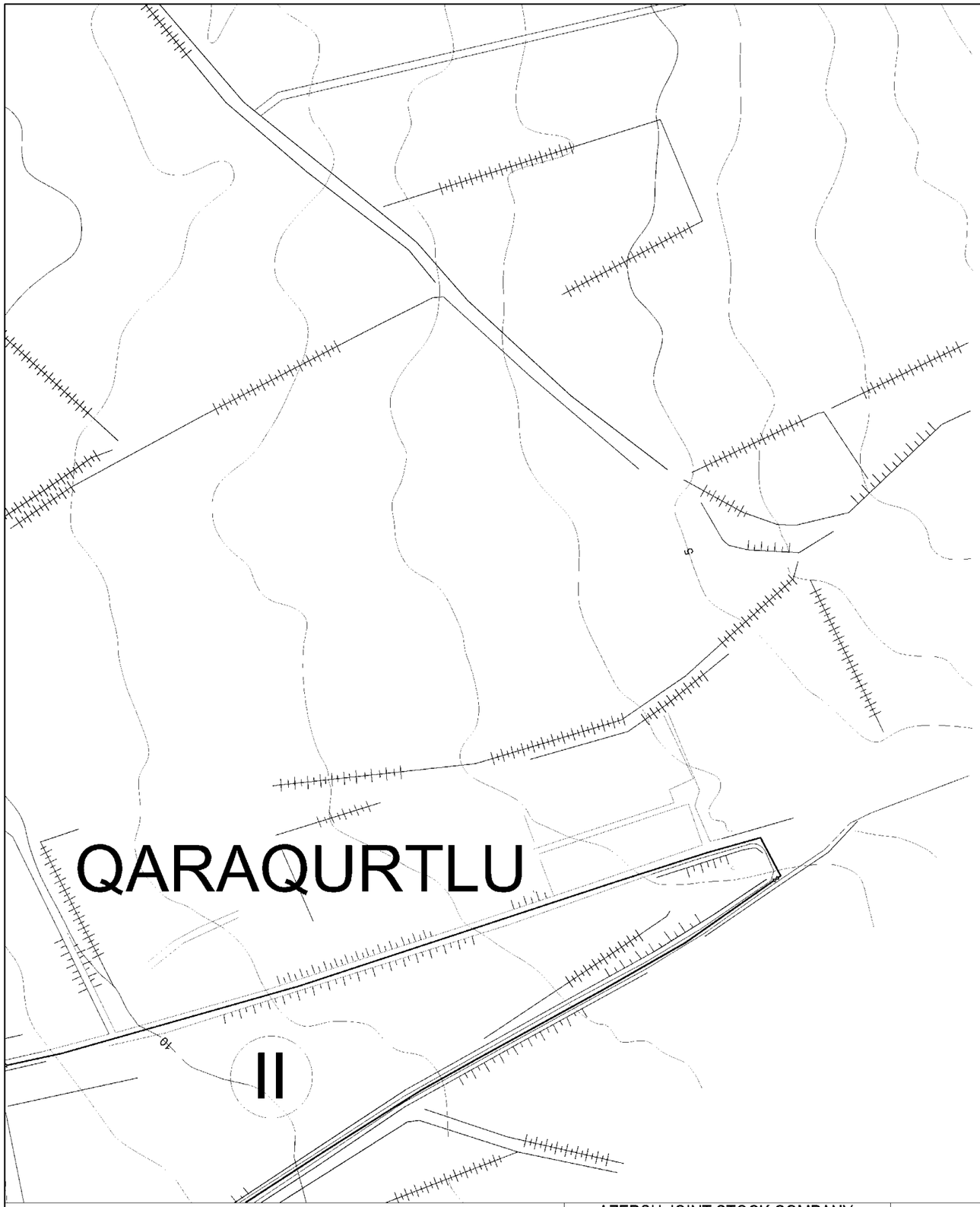

N

LEGEND

II	Pressure Zone Number
	Service Reservoir
Qph	Peak Hour Demand (l/s)
LWL	Reservoir Low Water Level (m)
	Transmission Pipe
	Distribution Pipe
	Line Valve
	Fire Hydrant
502	Zone Node Number
35.49	Node Elevation (m)
PE	Polyethylene Pipe
GRP	Glass Reinforced Plastic Pipe
Ø400	Nominal Pipe Diameter (mm)
L:13	Pipe Length (m)

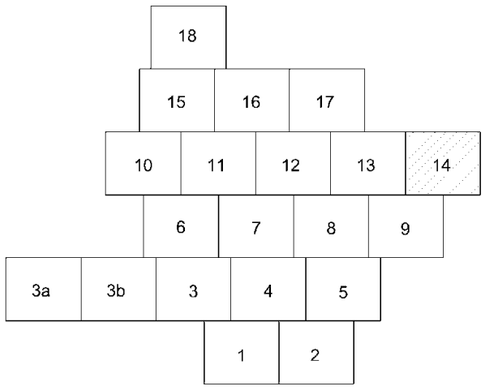

SCALE : 1/2000

0 40 80 120 160 200m

SPECIAL ASSISTANCE FOR PROJECT IMPLEMENTATION (SAPI) FOR THE PROVINCIAL CITIES WATER SUPPLY AND SEWERAGE PROJECT IN THE REPUBLIC OF AZERBAIJAN	AZERSU JOINT STOCK COMPANY, the Republic of Azerbaijan Japan International Cooperation Agency (JICA), Japan	Site : Khachmaz	Facility: Distribution Network	Title : Network Plan	Scale of Drawing: 1/2000	Category – City SU-XAC-	Facility Code – Number 10-02(14)
					Original Size of Paper: A1	Date December 2009	Revision Number Rev.0

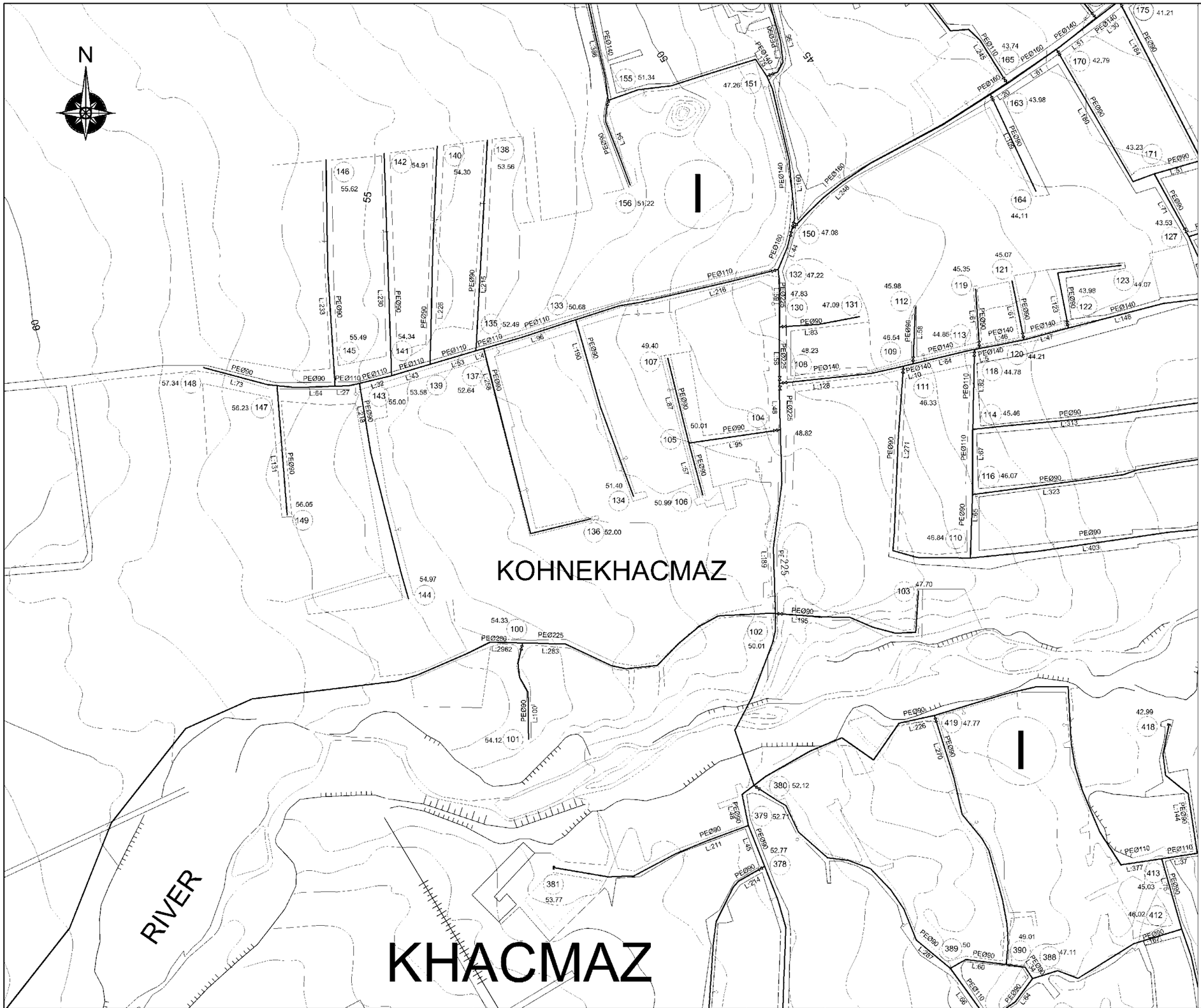

LEGEND

II	Pressure Zone Number
	Service Reservoir
Qph	Peak Hour Demand (l/s)
LWL	Reservoir Low Water Level (m)
+ + + +	Transmission Pipe
	Distribution Pipe
	Line Valve
	Fire Hydrant
502	Zone Node Number
35.49	Node Elevation (m)
PE	Polyethylene Pipe
GRP	Glass Reinforced Plastic Pipe
Ø400	Nominal Pipe Diameter (mm)
L:13	Pipe Length (m)

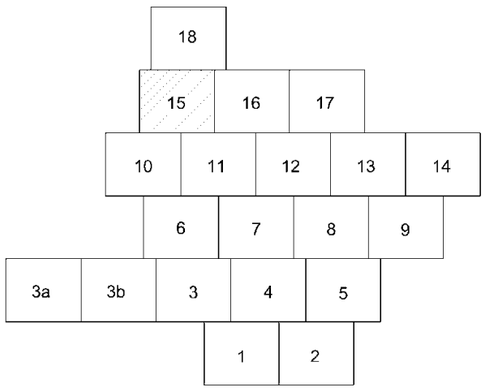

SCALE : 1/2000

0 40 80 120 160 200m

SPECIAL ASSISTANCE FOR PROJECT IMPLEMENTATION (SAPI) FOR THE PROVINCIAL CITIES WATER SUPPLY AND SEWERAGE PROJECT IN THE REPUBLIC OF AZERBAIJAN	AZERSU JOINT STOCK COMPANY, the Republic of Azerbaijan Japan International Cooperation Agency (JICA), Japan	Site : Khachmaz	Facility: Distribution Network	Title : Network Plan	Scale of Drawing: 1/2000	Category – City SU-XAC-	Facility Code – Number 10-02(15)
					Original Size of Paper: A1	Date December 2009	Revision Number Rev.0

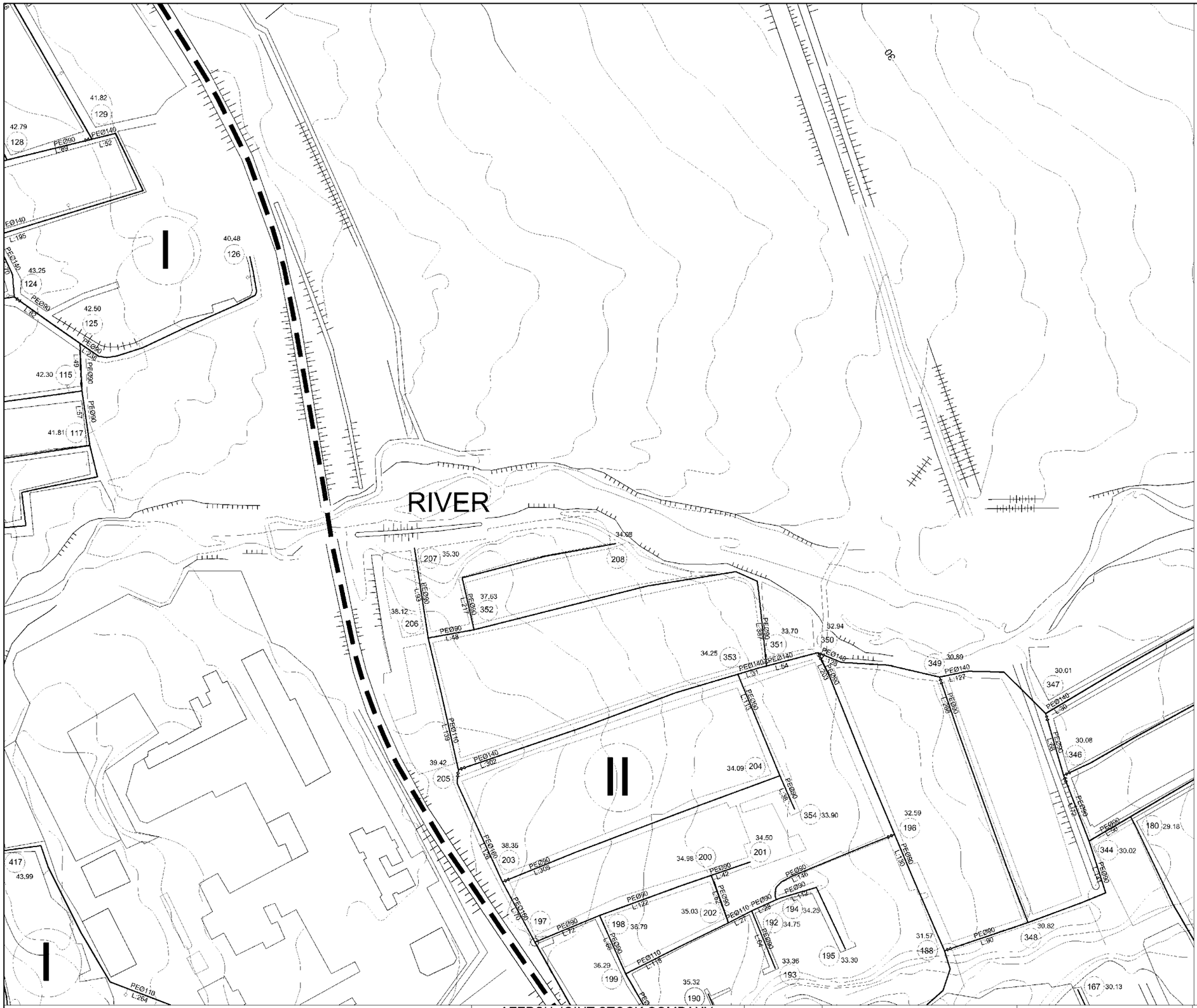

LEGEND

II	Pressure Zone Number
	Service Reservoir
Qph	Peak Hour Demand (l/s)
LWL	Reservoir Low Water Level (m)
+ + + +	Transmission Pipe
	Distribution Pipe
	Line Valve
	Fire Hydrant
502	Zone Node Number
35.49	Node Elevation (m)
PE	Polyethylene Pipe
GRP	Glass Reinforced Plastic Pipe
Ø400	Nominal Pipe Diameter (mm)
L:13	Pipe Length (m)

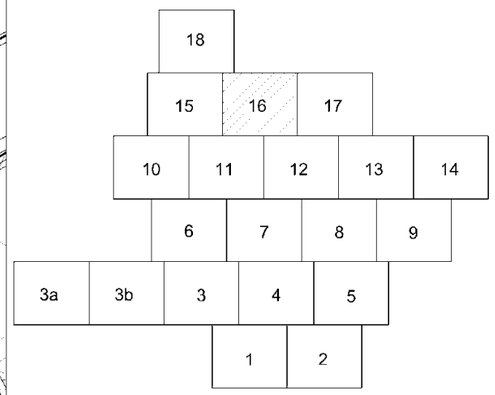

SCALE : 1/2000

0 40 80 120 160 200m

SPECIAL ASSISTANCE FOR PROJECT IMPLEMENTATION (SAPI) FOR THE PROVINCIAL CITIES WATER SUPPLY AND SEWERAGE PROJECT IN THE REPUBLIC OF AZERBAIJAN	AZERSU JOINT STOCK COMPANY, the Republic of Azerbaijan Japan International Cooperation Agency (JICA), Japan	Site : Khachmaz	Facility: Distribution Network	Title : Network Plan	Scale of Drawing: 1/2000 Original Size of Paper: A1	Category – City: SU-XAC- Facility Code – Number: 10-02(16) Date: December 2009 Revision Number: Rev.0

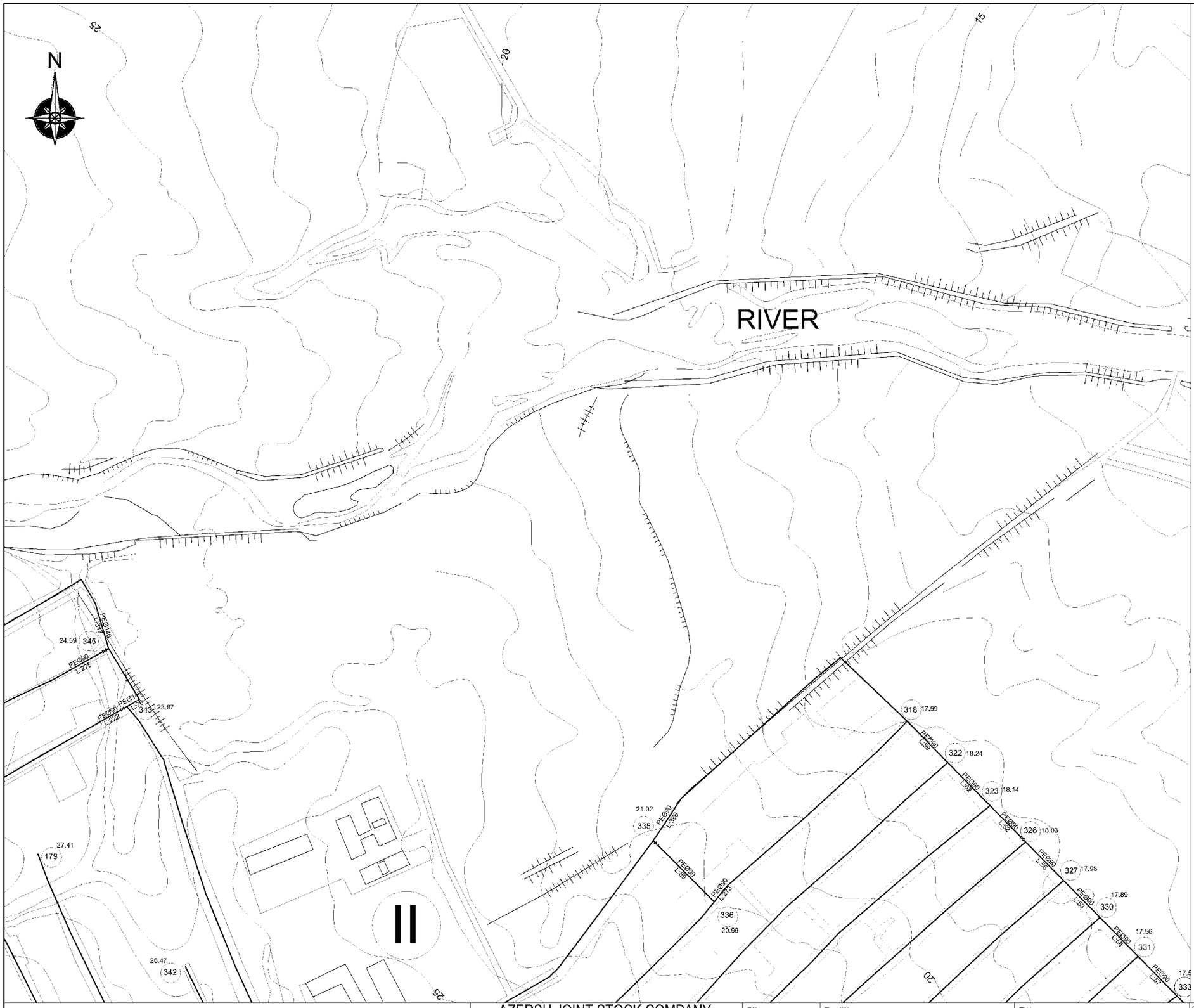

LEGEND

II	Pressure Zone Number
	Service Reservoir
Qph	Peak Hour Demand (l/s)
LWL	Reservoir Low Water Level (m)
+ – + – +	Transmission Pipe
	Distribution Pipe
	Line Valve
	Fire Hydrant
502	Zone Node Number
35.49	Node Elevation (m)
PE	Polyethylene Pipe
GRP	Glass Reinforced Plastic Pipe
Ø400	Nominal Pipe Diameter (mm)
L:13	Pipe Length (m)

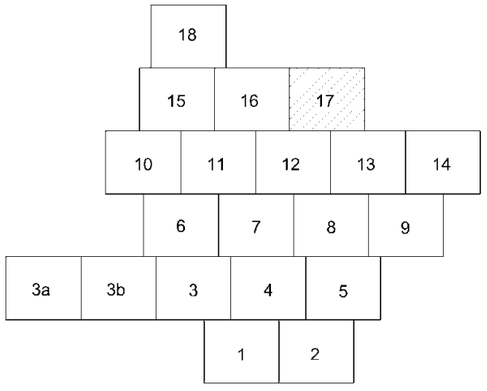

SCALE : 1/2000

0 40 80 120 160 200m

SPECIAL ASSISTANCE FOR PROJECT IMPLEMENTATION (SAPI) FOR THE PROVINCIAL CITIES WATER SUPPLY AND SEWERAGE PROJECT IN THE REPUBLIC OF AZERBAIJAN	AZERSU JOINT STOCK COMPANY, the Republic of Azerbaijan Japan International Cooperation Agency (JICA), Japan	Site : Khachmaz	Facility: Distribution Network	Title : Network Plan	Scale of Drawing: 1/2000	Category – City SU-XAC-	Facility Code – Number 10-02(17)
					Original Size of Paper: A1	Date December 2009	Revision Number Rev.0

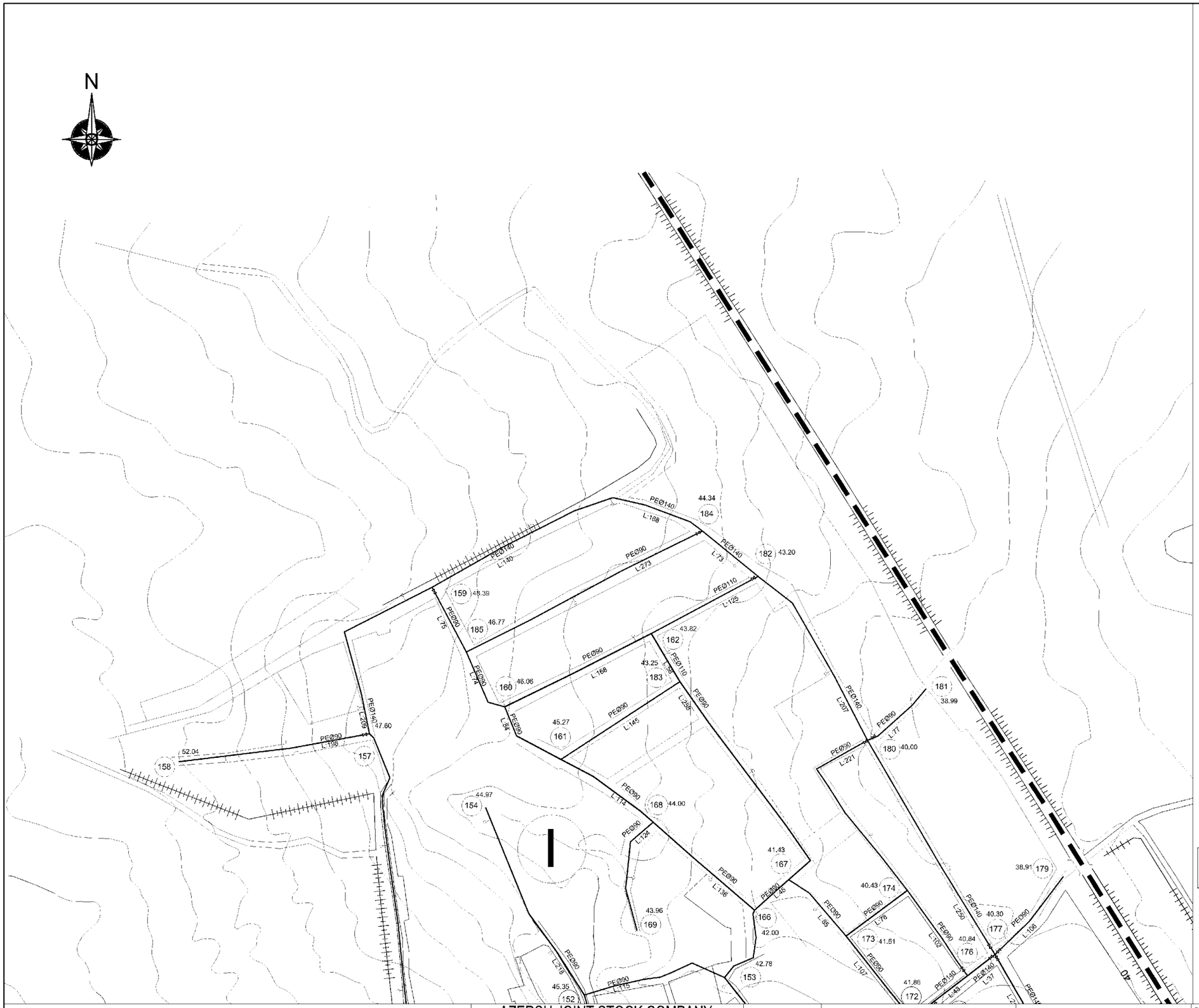

LEGEND

II	Pressure Zone Number
	Service Reservoir
Qph	Peak Hour Demand (l/s)
LWL	Reservoir Low Water Level (m)
+ + + +	Transmission Pipe
	Distribution Pipe
	Line Valve
	Fire Hydrant
502	Zone Node Number
35.49	Node Elevation (m)
PE	Polyethylene Pipe
GRP	Glass Reinforced Plastic Pipe
Ø400	Nominal Pipe Diameter (mm)
L:13	Pipe Length (m)

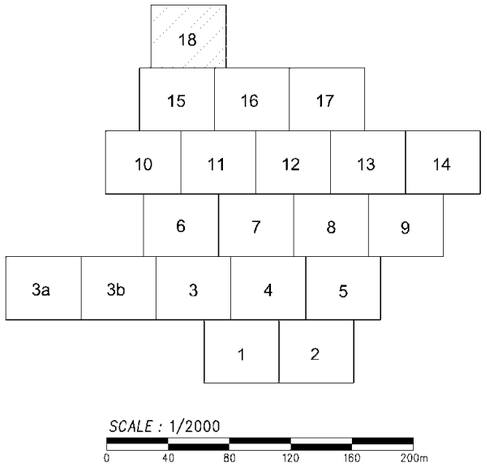

SPECIAL ASSISTANCE FOR PROJECT IMPLEMENTATION (SAPI) FOR THE PROVINCIAL CITIES WATER SUPPLY AND SEWERAGE PROJECT IN THE REPUBLIC OF AZERBAIJAN	AZERSU JOINT STOCK COMPANY, the Republic of Azerbaijan Japan International Cooperation Agency (JICA), Japan	Site : Khachmaz	Facility: Distribution Network	Title : Network Plan	Scale of Drawing: 1/2000 Original Size of Paper: A1	Category – City: SU-XAC- Facility Code – Number: 10-02(18) Date: December 2009 Revision Number: Rev.0

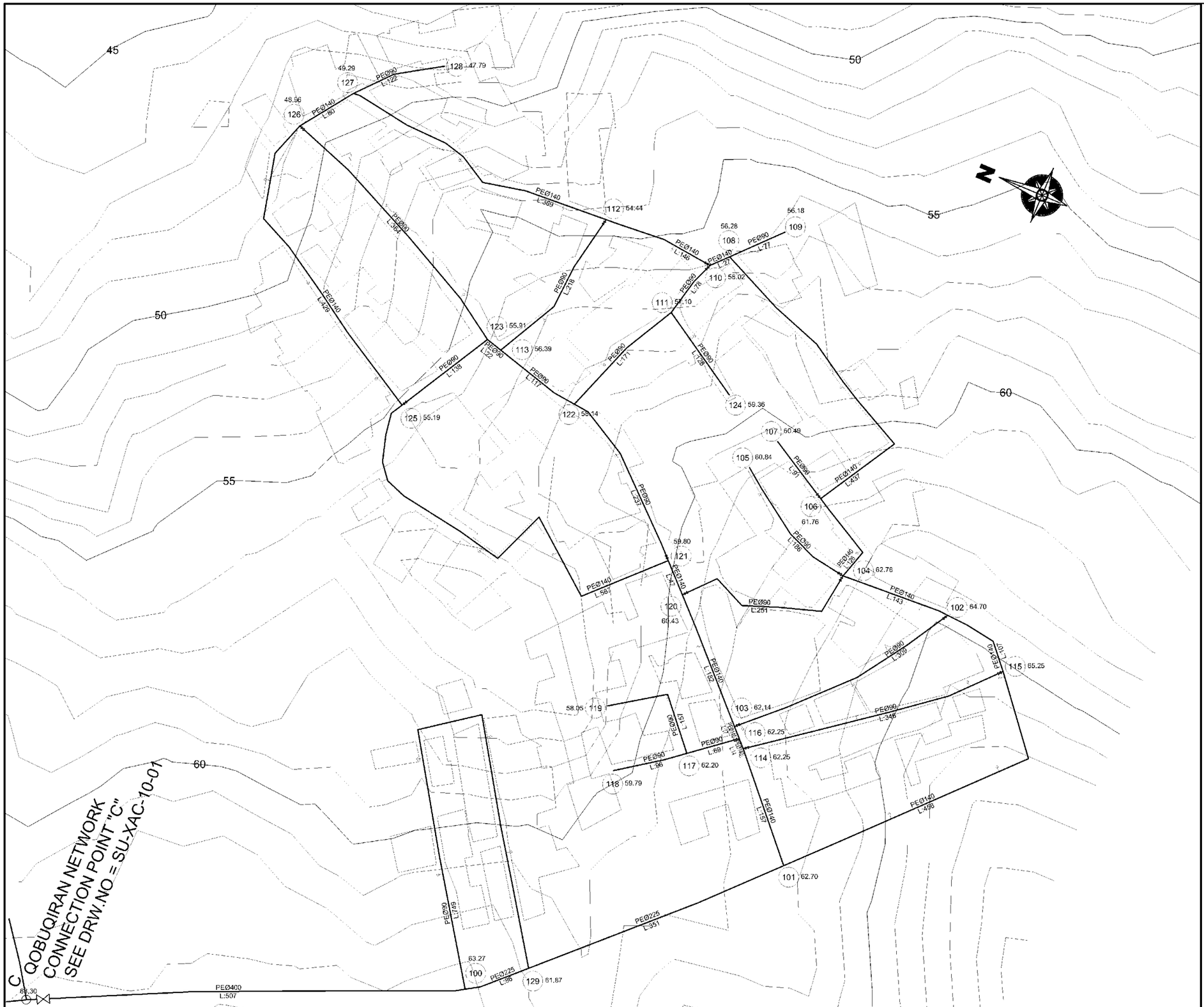

LEGEND

II	Pressure Zone Number
	Service Reservoir
Qph	Peak Hour Demand (l/s)
LWL	Reservoir Low Water Level (m)
+ + + + +	Transmission Pipe
	Distribution Pipe
	Line Valve
	Fire Hydrant
502	Zone Node Number
35.49	Node Elevation (m)
PE	Polyethylene Pipe
GRP	Glass Reinforced Plastic Pipe
Ø400	Nominal Pipe Diameter (mm)
L:13	Pipe Length (m)

SPECIAL ASSISTANCE FOR PROJECT IMPLEMENTATION (SAPI) FOR THE PROVINCIAL CITIES WATER SUPPLY AND SEWERAGE PROJECT IN THE REPUBLIC OF AZERBAIJAN	AZERSU JOINT STOCK COMPANY, the Republic of Azerbaijan Japan International Cooperation Agency (JICA), Japan	Site : Khacmaz	Facility : QOBUQIRAN Distribution Network	Title : Network Plan	Scale of Drawing: 1/2500 Original Size of Paper: A1	Category – City SU-XAC- Date December 2009	Facility Code – Number 10-03 Revision Number Rev.0

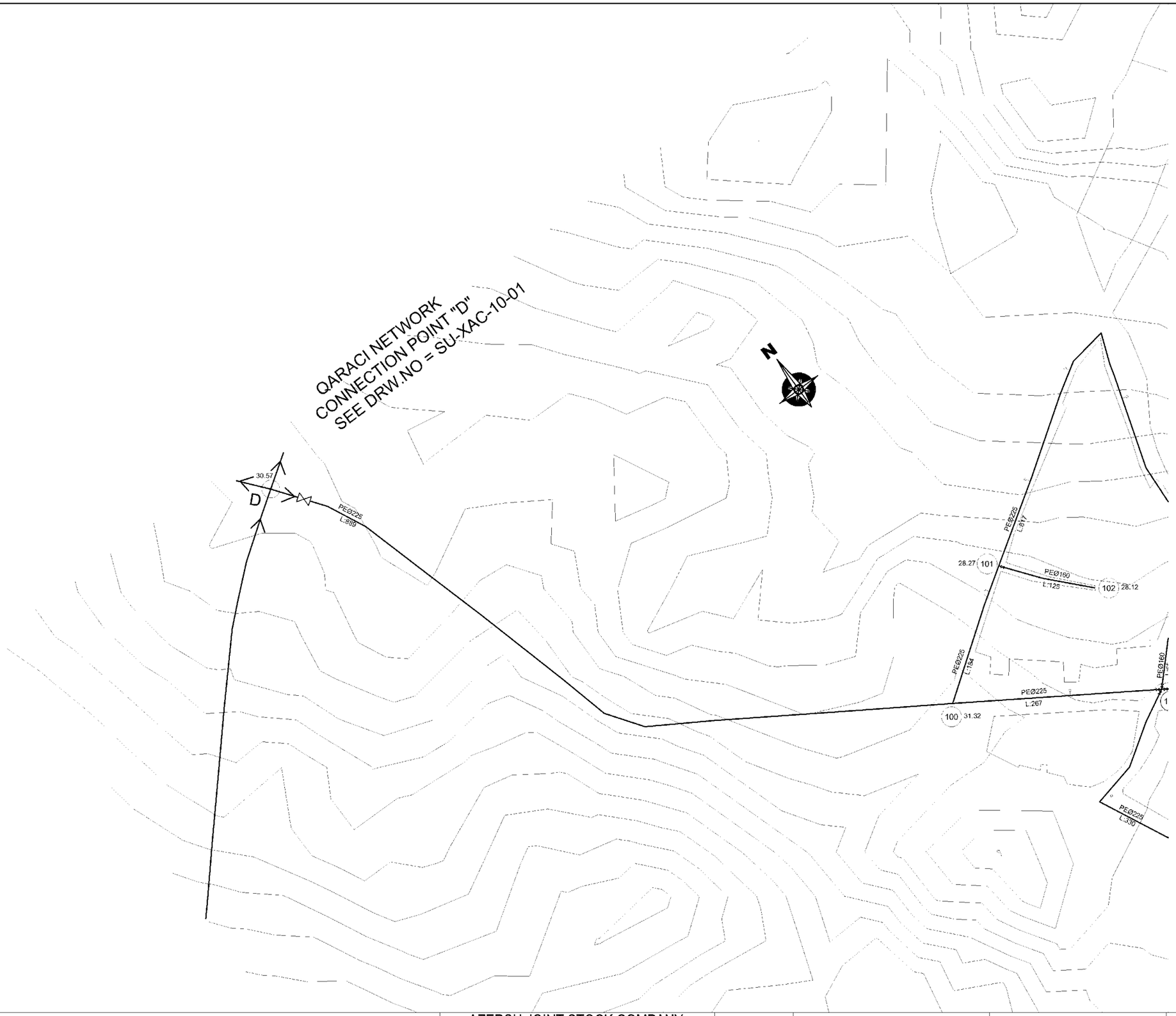

LEGEND

II	Pressure Zone Number
	Service Reservoir
Qph	Peak Hour Demand (l/s)
LWL	Reservoir Low Water Level (m)
+ + + +	Transmission Pipe
	Distribution Pipe
	Line Valve
	Fire Hydrant
502	Zone Node Number
35.49	Node Elevation (m)
PE	Polyethylene Pipe
GRP	Glass Reinforced Plastic Pipe
Ø400	Nominal Pipe Diameter (mm)
L:13	Pipe Length (m)

1
2

SPECIAL ASSISTANCE FOR PROJECT IMPLEMENTATION (SAPI) FOR THE PROVINCIAL CITIES WATER SUPPLY AND SEWERAGE PROJECT IN THE REPUBLIC OF AZERBAIJAN	AZERSU JOINT STOCK COMPANY, the Republic of Azerbaijan Japan International Cooperation Agency (JICA), Japan	Site : Khachmaz	Facility : Qaraci Distribution Netwok	Title : Network Plan	Scale of Drawing: 1/2500 Original Size of Paper: A1	Category – City Facility Code – Number SU-XAC- 10-04(1) Date December 2009	Revision Number Rev.0

LEGEND

II	Pressure Zone Number
	Service Reservoir
Qph	Peak Hour Demand (l/s)
LWL	Reservoir Low Water Level (m)
+ + + + +	Transmission Pipe
	Distribution Pipe
	Line Valve
	Fire Hydrant
502	Zone Node Number
35.49	Node Elevation (m)
PE	Polyethylene Pipe
GRP	Glass Reinforced Plastic Pipe
Ø400	Nominal Pipe Diameter (mm)
L:13	Pipe Length (m)

1
2

SPECIAL ASSISTANCE FOR PROJECT IMPLEMENTATION (SAPI) FOR THE PROVINCIAL CITIES WATER SUPPLY AND SEWERAGE PROJECT IN THE REPUBLIC OF AZERBAIJAN	AZERSU JOINT STOCK COMPANY, the Republic of Azerbaijan Japan International Cooperation Agency (JICA), Japan	Site : Khachmaz	Facility : Qaraci Distribution Netwok	Title : Network Plan	Scale of Drawing: 1/2500 Original Size of Paper: A1	Category – City Facility Code – Number SU-XAC- 10-04(2) Date December 2009	Revision Number Rev.0

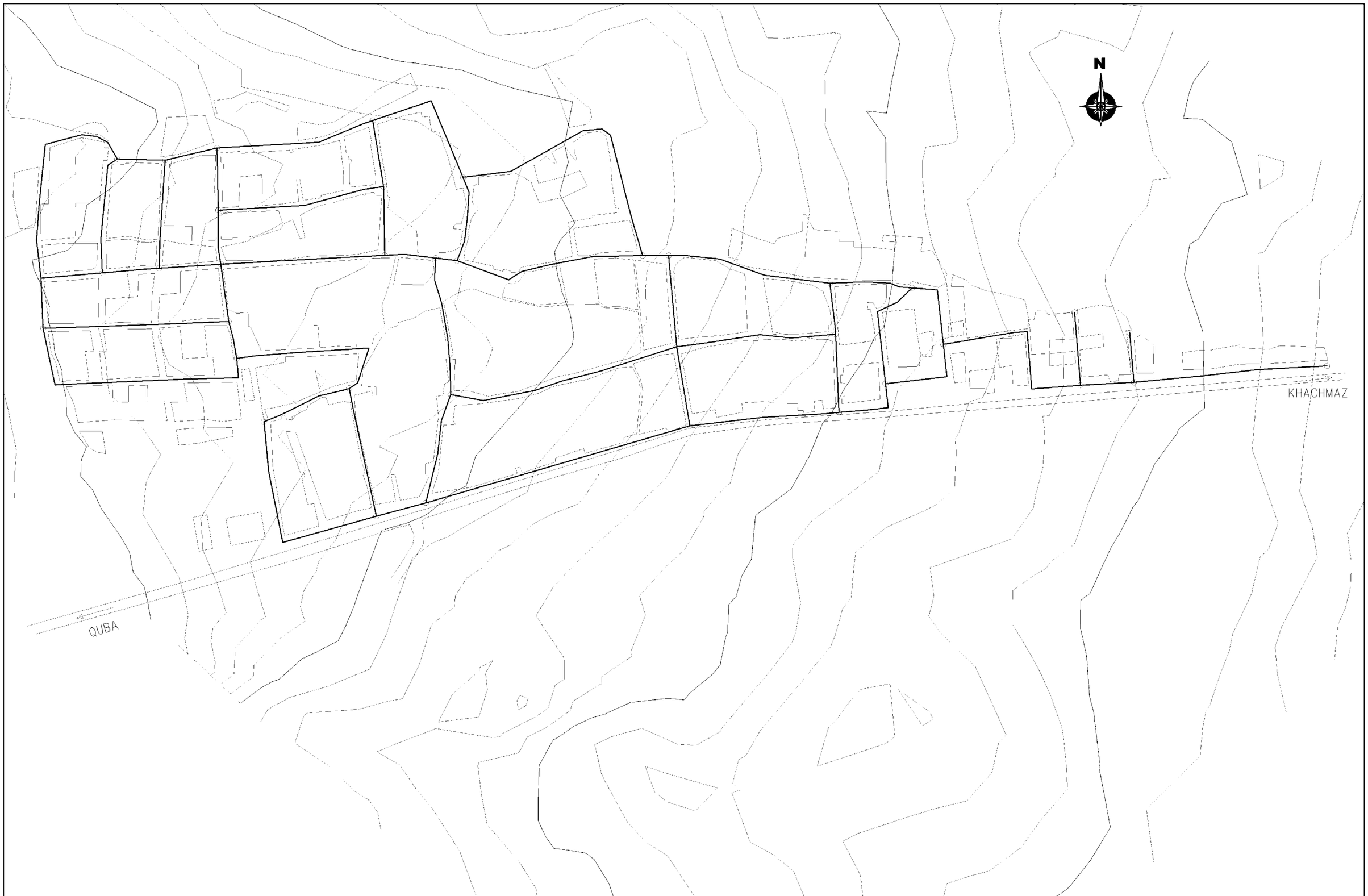

SPECIAL ASSISTANCE FOR PROJECT IMPLEMENTATION (SAPI) FOR THE PROVINCIAL CITIES WATER SUPPLY AND SEWERAGE PROJECT IN THE REPUBLIC OF AZERBAIJAN	AZERSU JOINT STOCK COMPANY, the Republic of Azerbaijan Japan International Cooperation Agency (JICA), Japan	Site : Khachmaz	Facility : Armudpadar Distribution Network	Title : Network Plan	Scale of Drawing: 1/2500 Original Size of Paper: A1	Category – City SU-XAC- Date December 2009	Facility Code – Number 10-05 Revision Number Rev.0

GUSAR

QUSAR

LEGEND

	Service Reservoir
Qph	**Peak Hour Demand (l/s)**
LWL	**Reservoir Low Water Level (m)**
Qmaxh	**Maximum Hour Demand (l/s)**
B	**Village Connection Valve**
II	**Pressure Zone Number**
	Pump Station
- - - - -	**Transmission Pipe**
———	**Distribution Pipe**
PE	**Polyethylene Pipe**
GRP	**Glass Reinforced Plastic Pipe**
DN400	**Nominal Pipe Diameter (mm)**

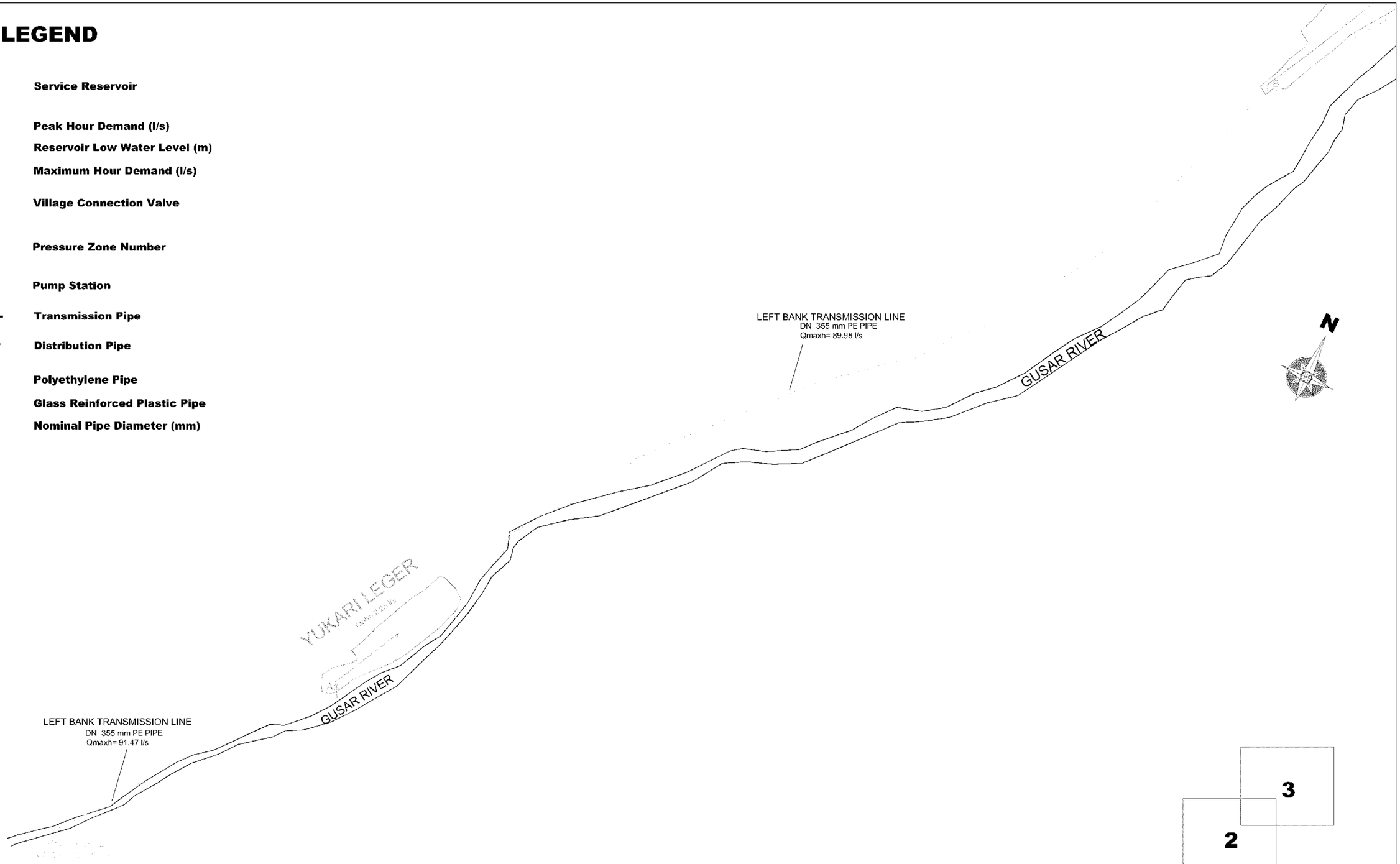

SPECIAL ASSISTANCE FOR PROJECT IMPLEMENTATION (SAPI) FOR THE PROVINCIAL CITIES WATER SUPPLY AND SEWERAGE PROJECT IN THE REPUBLIC OF AZERBAIJAN	AZERSU JOINT STOCK COMPANY, the Republic of Azerbaijan Japan International Cooperation Agency (JICA), Japan	Site : Gusar	Facility : Distribution Network	Title : Key Plan	Scale of Drawing: not to scale Original Size of Paper: A1	Category – City: SU-GUS- Date: December 2009	Facility Code – Number: 10-01(01) Revision Number: Rev.0

LEGEND

	Service Reservoir
Qph	**Peak Hour Demand (l/s)**
LWL	**Reservoir Low Water Level (m)**
Qmaxh	**Maximum Hour Demand (l/s)**
B	**Village Connection Valve**
II	**Pressure Zone Number**
	Pump Station
- - - - -	**Transmission Pipe**
———	**Distribution Pipe**
PE	**Polyethylene Pipe**
GRP	**Glass Reinforced Plastic Pipe**
DN400	**Nominal Pipe Diameter (mm)**

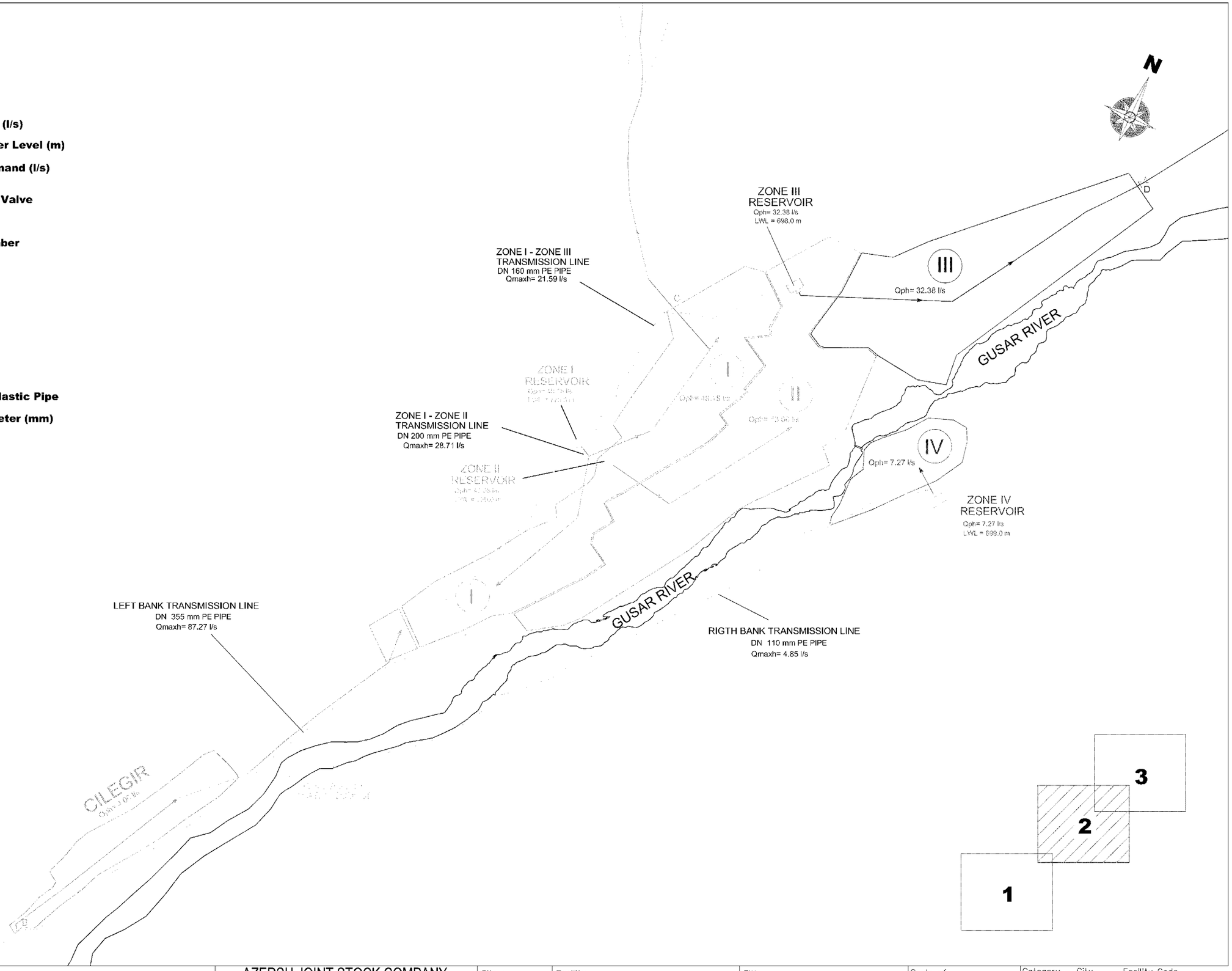

SPECIAL ASSISTANCE FOR PROJECT IMPLEMENTATION (SAPI) FOR THE PROVINCIAL CITIES WATER SUPPLY AND SEWERAGE PROJECT IN THE REPUBLIC OF AZERBAIJAN	AZERSU JOINT STOCK COMPANY, the Republic of Azerbaijan Japan International Cooperation Agency (JICA), Japan	Site : Khachmaz	Facility : Distribution Network	Title : Key Plan	Scale of Drawing: not to scale Original Size of Paper: A1	Category – City Facility Code – Number SU-GUS- 10-01(02) Date December 2009	Revision Number Rev.0

LEGEND

	Service Reservoir
Qph	**Peak Hour Demand (l/s)**
LWL	**Reservoir Low Water Level (m)**
Qmaxh	**Maximum Hour Demand (l/s)**
B	**Village Connection Valve**
II	**Pressure Zone Number**
	Pump Station
- - - - -	**Transmission Pipe**
———	**Distribution Pipe**
PE	**Polyethylene Pipe**
GRP	**Glass Reinforced Plastic Pipe**
DN400	**Nominal Pipe Diameter (mm)**

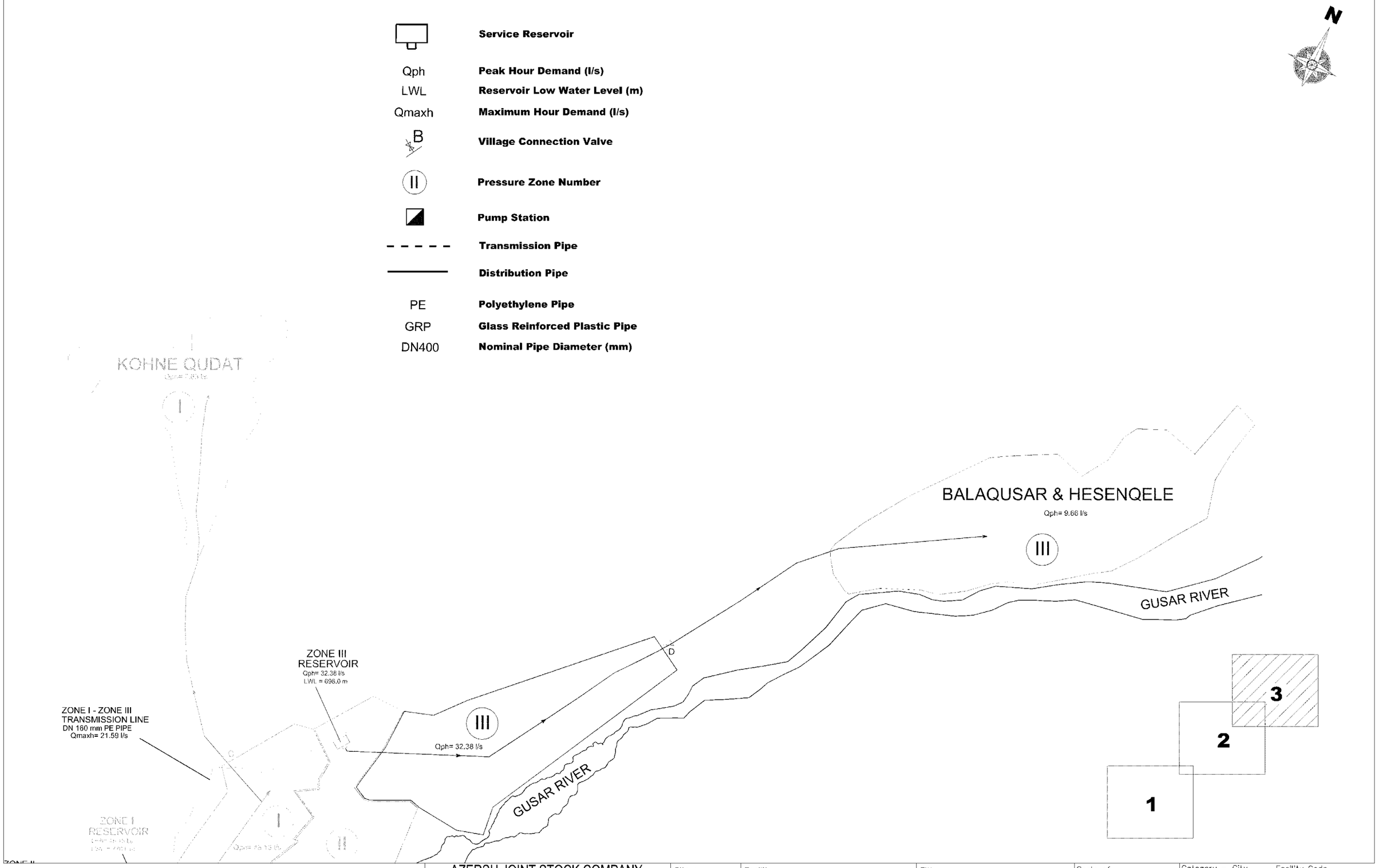

SPECIAL ASSISTANCE FOR PROJECT IMPLEMENTATION (SAPI) FOR THE PROVINCIAL CITIES WATER SUPPLY AND SEWERAGE PROJECT IN THE REPUBLIC OF AZERBAIJAN	AZERSU JOINT STOCK COMPANY, the Republic of Azerbaijan Japan International Cooperation Agency (JICA), Japan	Site : Khachmaz	Facility : Distribution Network	Title : Key Plan	Scale of Drawing: not to scale Original Size of Paper: A1	Category – City: SU-GUS- Facility Code – Number: 10-01(03) Date: December 2009 Revision Number: Rev.0

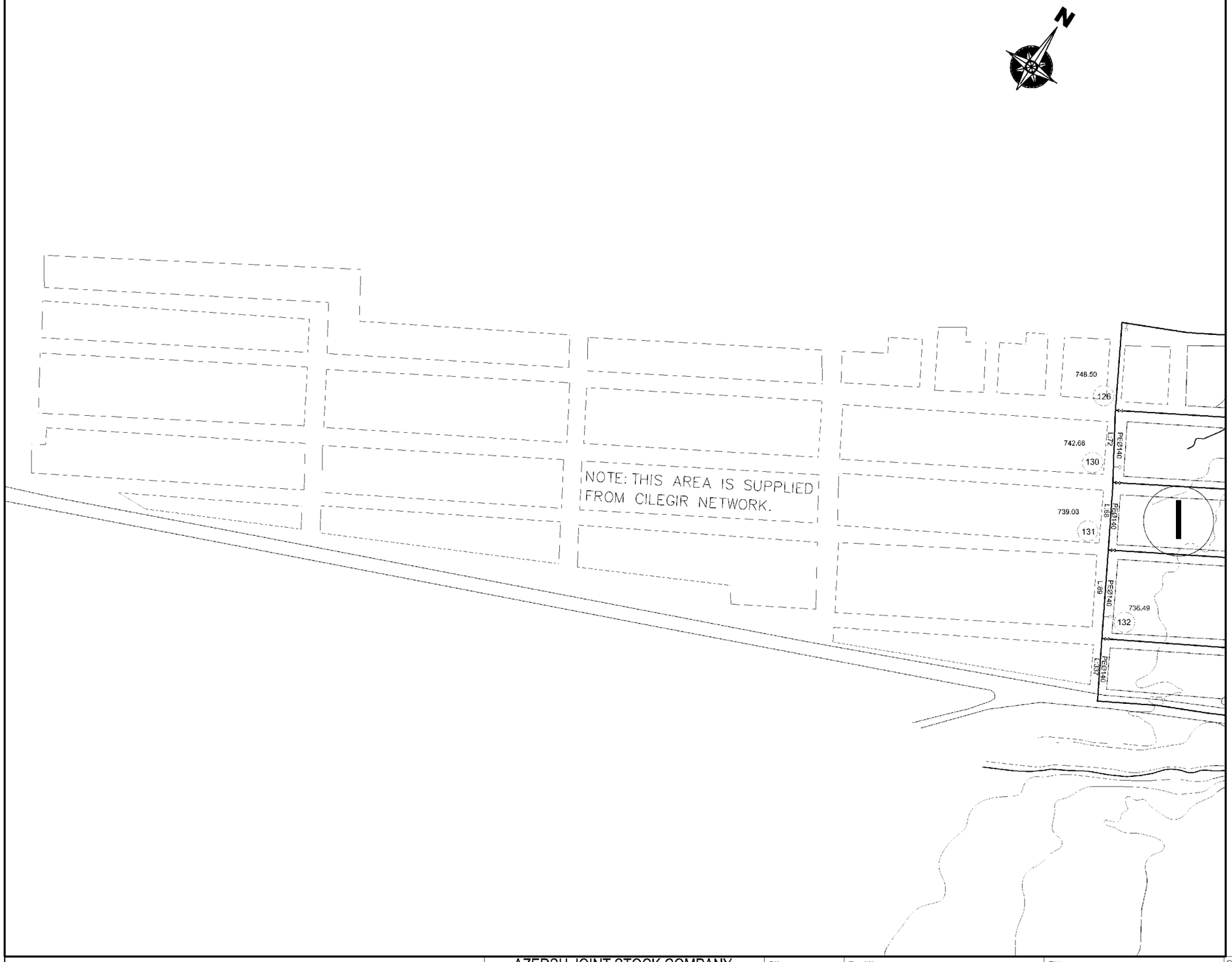

LEGEND

II	Pressure Zone Number
	Service Reservoir
Qph	Peak Hour Demand (l/s)
LWL	Reservoir Low Water Level (m)
+ − + − +	Transmission Pipe
	Distribution Pipe
	Line Valve
	Fire Hydrant
502	Zone Node Number
35.49	Node Elevation (m)
PE	Polyethylene Pipe
GRP	Glass Reinforced Plastic Pipe
Ø400	Nominal Pipe Diameter (mm)
L:13	Pipe Length (m)

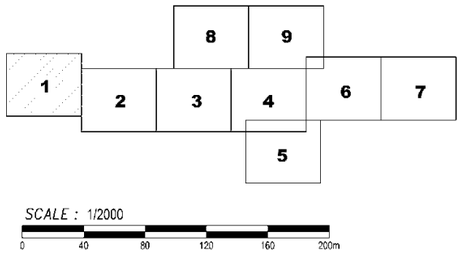

SCALE : 1/2000

0 40 80 120 160 200m

SPECIAL ASSISTANCE FOR PROJECT IMPLEMENTATION (SAPI) FOR THE PROVINCIAL CITIES WATER SUPPLY AND SEWERAGE PROJECT IN THE REPUBLIC OF AZERBAIJAN	AZERSU JOINT STOCK COMPANY, the Republic of Azerbaijan Japan International Cooperation Agency (JICA), Japan	Site : Qusar	Facility : Distribution Network	Title : Network Plan	Scale of Drawing: 1/2000	Category – City Facility Code – Number SU-GUS- 10-02(1)	
					Original Size of Paper: A1	Date December 2009	Revision Number Rev.0

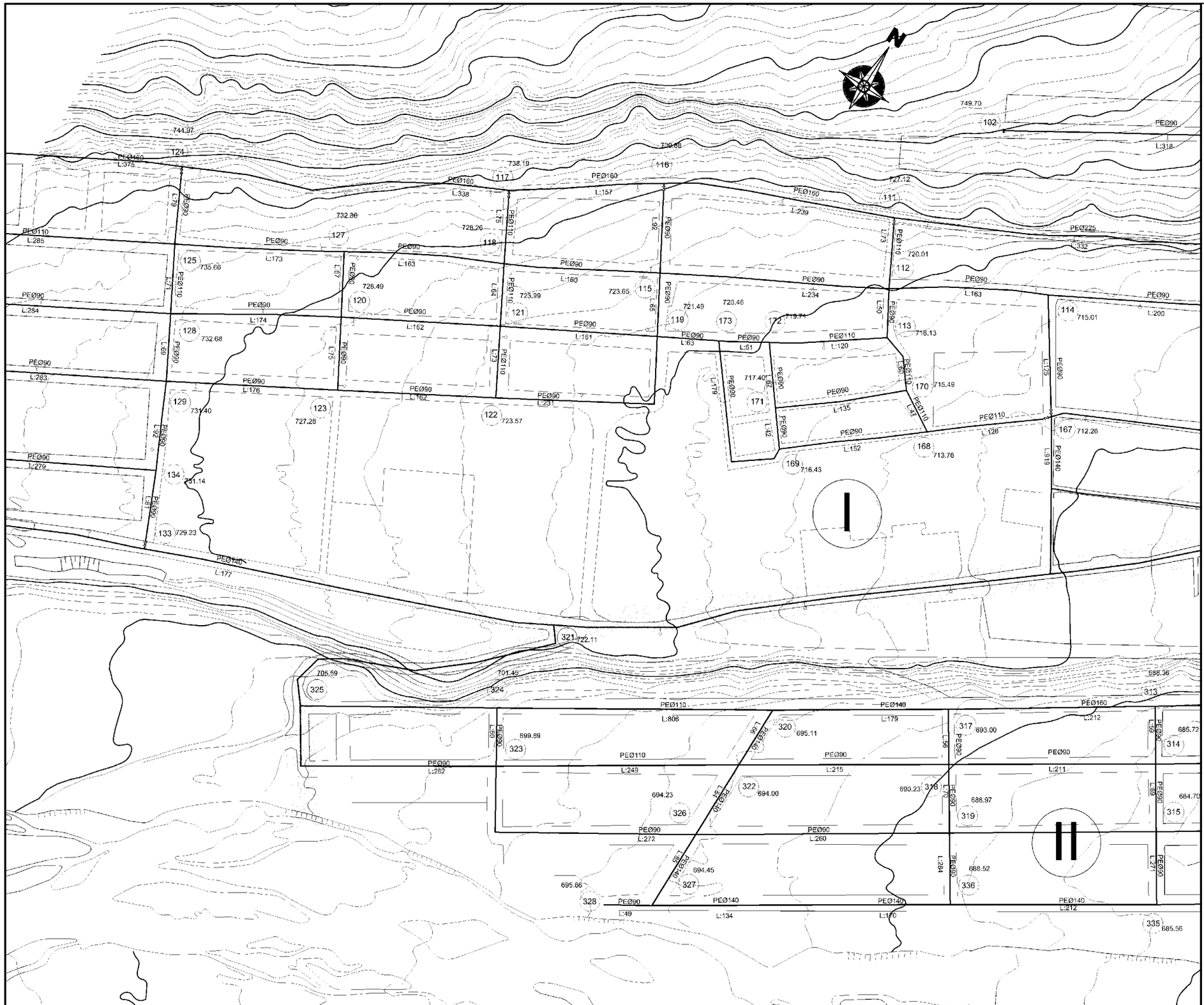

LEGEND

II	Pressure Zone Number
	Service Reservoir
Qph	Peak Hour Demand (l/s)
LWL	Reservoir Low Water Level (m)
+ − + − +	Transmission Pipe
	Distribution Pipe
	Line Valve
	Fire Hydrant
502	Zone Node Number
35.49	Node Elevation (m)
PE	Polyethylene Pipe
GRP	Glass Reinforced Plastic Pipe
Ø400	Nominal Pipe Diameter (mm)
L:13	Pipe Length (m)

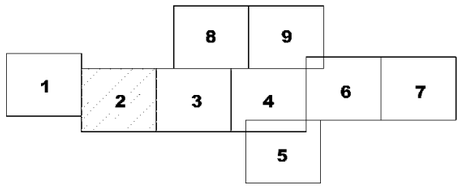

SCALE : 1/2000

0 40 80 120 160 200m

SPECIAL ASSISTANCE FOR PROJECT IMPLEMENTATION (SAPI) FOR THE PROVINCIAL CITIES WATER SUPPLY AND SEWERAGE PROJECT IN THE REPUBLIC OF AZERBAIJAN	AZERSU JOINT STOCK COMPANY, the Republic of Azerbaijan Japan International Cooperation Agency (JICA), Japan	Site : Qusar	Facility : Distribution Network	Title : Network Plan	Scale of Drawing: 1/2000	Category – City – Facility Code – Number: SU-GUS- 10-02(2)	
					Original Size of Paper: A1	Date: December 2009	Revision Number: Rev.0

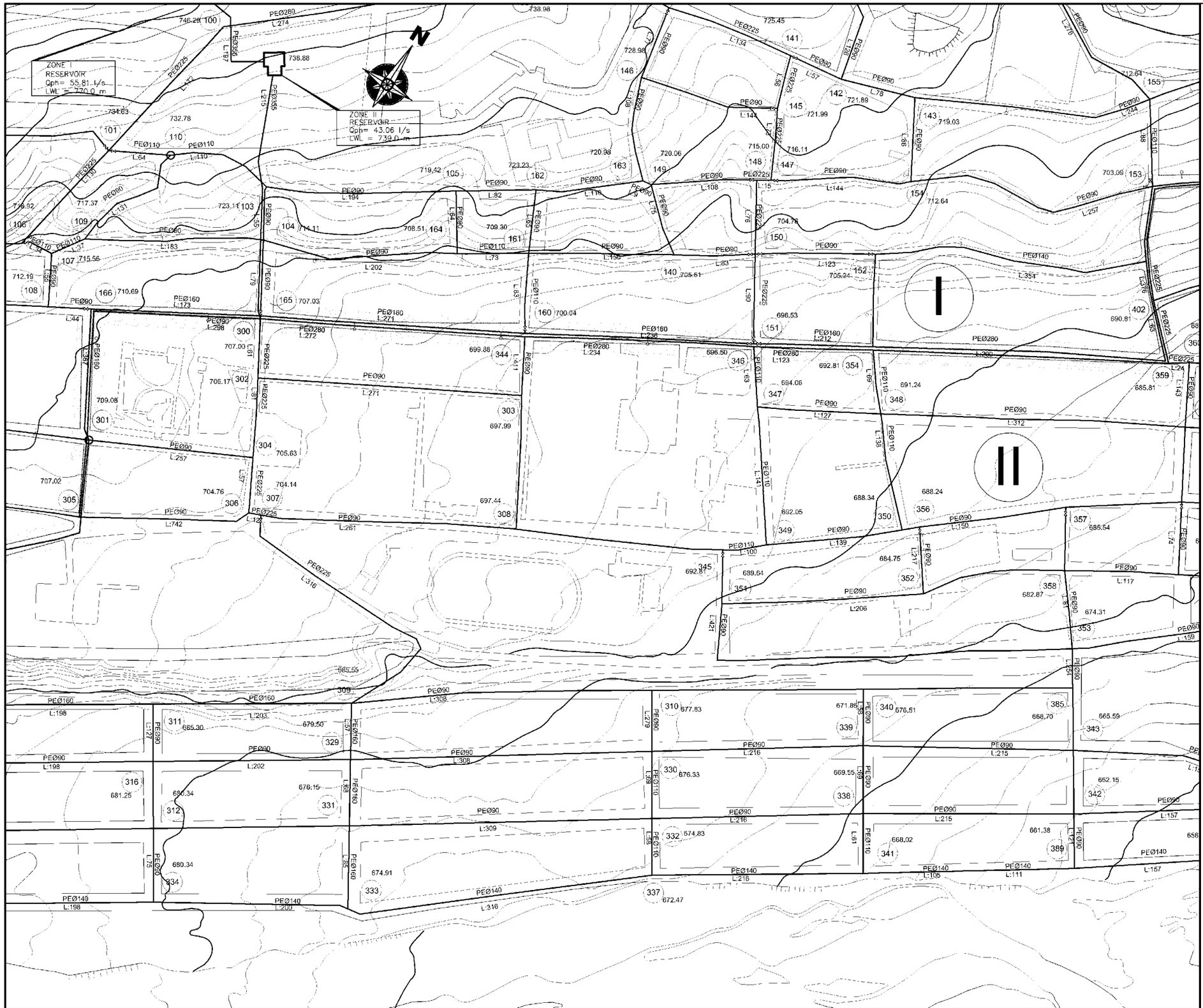

LEGEND

II	Pressure Zone Number
	Service Reservoir
Qph	Peak Hour Demand (l/s)
LWL	Reservoir Low Water Level (m)
+ – + – +	Transmission Pipe
	Distribution Pipe
	Line Valve
	Fire Hydrant
502	Zone Node Number
35.49	Node Elevation (m)
PE	Polyethylene Pipe
GRP	Glass Reinforced Plastic Pipe
Ø400	Nominal Pipe Diameter (mm)
L:13	Pipe Length (m)

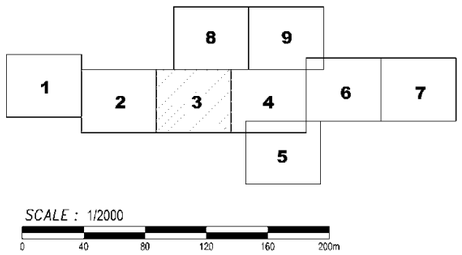

SPECIAL ASSISTANCE FOR PROJECT IMPLEMENTATION (SAPI) FOR THE PROVINCIAL CITIES WATER SUPPLY AND SEWERAGE PROJECT IN THE REPUBLIC OF AZERBAIJAN	AZERSU JOINT STOCK COMPANY, the Republic of Azerbaijan Japan International Cooperation Agency (JICA), Japan	Site : Qusar	Facility : Distribution Network	Title : Network Plan	Scale of Drawing: 1/2000 Original Size of Paper: A1	Category – City: SU-GUS- Date: December 2009	Facility Code – Number: 10-02(3) Revision Number: Rev.0

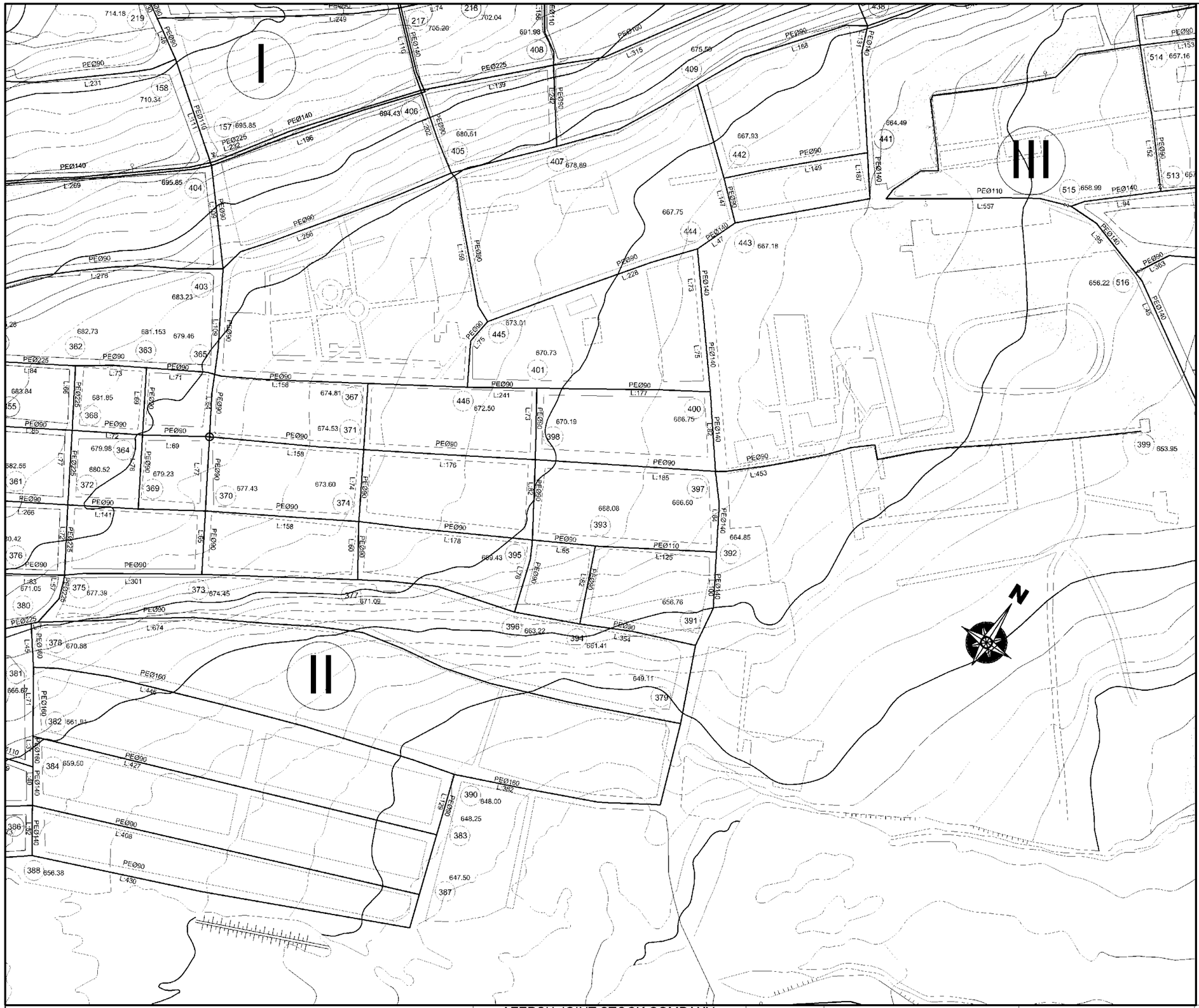

LEGEND

II	Pressure Zone Number
	Service Reservoir
Qph	Peak Hour Demand (l/s)
LWL	Reservoir Low Water Level (m)
+ – + – +	Transmission Pipe
	Distribution Pipe
	Line Valve
	Fire Hydrant
502	Zone Node Number
35.49	Node Elevation (m)
PE	Polyethylene Pipe
GRP	Glass Reinforced Plastic Pipe
Ø400	Nominal Pipe Diameter (mm)
L:13	Pipe Length (m)

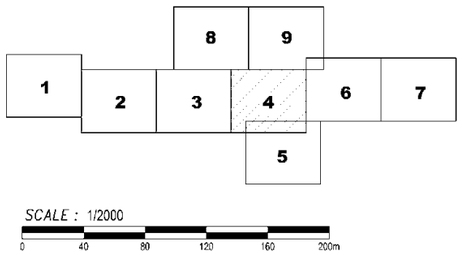

SCALE : 1/2000

0 40 80 120 160 200m

SPECIAL ASSISTANCE FOR PROJECT IMPLEMENTATION (SAPI) FOR THE PROVINCIAL CITIES WATER SUPPLY AND SEWERAGE PROJECT IN THE REPUBLIC OF AZERBAIJAN	AZERSU JOINT STOCK COMPANY, the Republic of Azerbaijan Japan International Cooperation Agency (JICA), Japan	Site : Qusar	Facility : Distribution Network	Title : Network Plan	Scale of Drawing: 1/2000 Original Size of Paper: A1	Category – City: SU-GUS- Date: December 2009	Facility Code – Number: 10-02(4) Revision Number: Rev.0

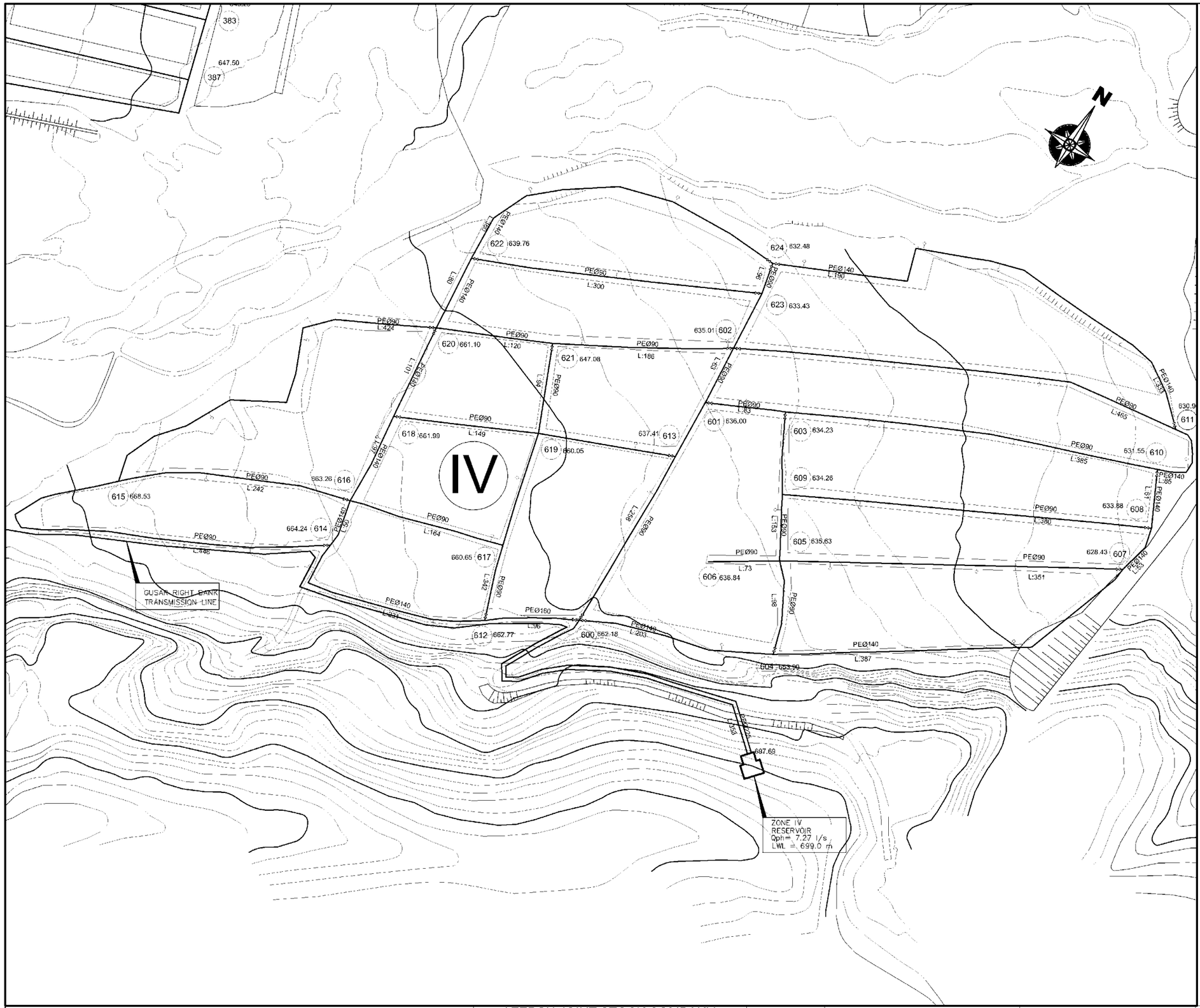

LEGEND

II	Pressure Zone Number
	Service Reservoir
Qph	Peak Hour Demand (l/s)
LWL	Reservoir Low Water Level (m)
+ − + − +	Transmission Pipe
	Distribution Pipe
	Line Valve
	Fire Hydrant
502	Zone Node Number
35.49	Node Elevation (m)
PE	Polyethylene Pipe
GRP	Glass Reinforced Plastic Pipe
Ø400	Nominal Pipe Diameter (mm)
L:13	Pipe Length (m)

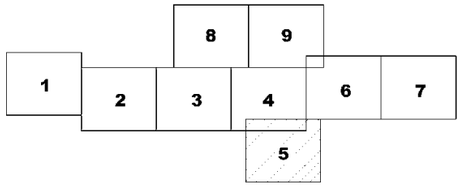

SCALE : 1/2000

0 40 80 120 160 200m

SPECIAL ASSISTANCE FOR PROJECT IMPLEMENTATION (SAPI) FOR THE PROVINCIAL CITIES WATER SUPPLY AND SEWERAGE PROJECT IN THE REPUBLIC OF AZERBAIJAN	AZERSU JOINT STOCK COMPANY, the Republic of Azerbaijan Japan International Cooperation Agency (JICA), Japan	Site : Qusar	Facility : Distribution Network	Title : Network Plan	Scale of Drawing: 1/2000	Category – City SU-GUS-	Facility Code – Number 10-02(5)
					Original Size of Paper: A1	Date December 2009	Revision Number Rev.0

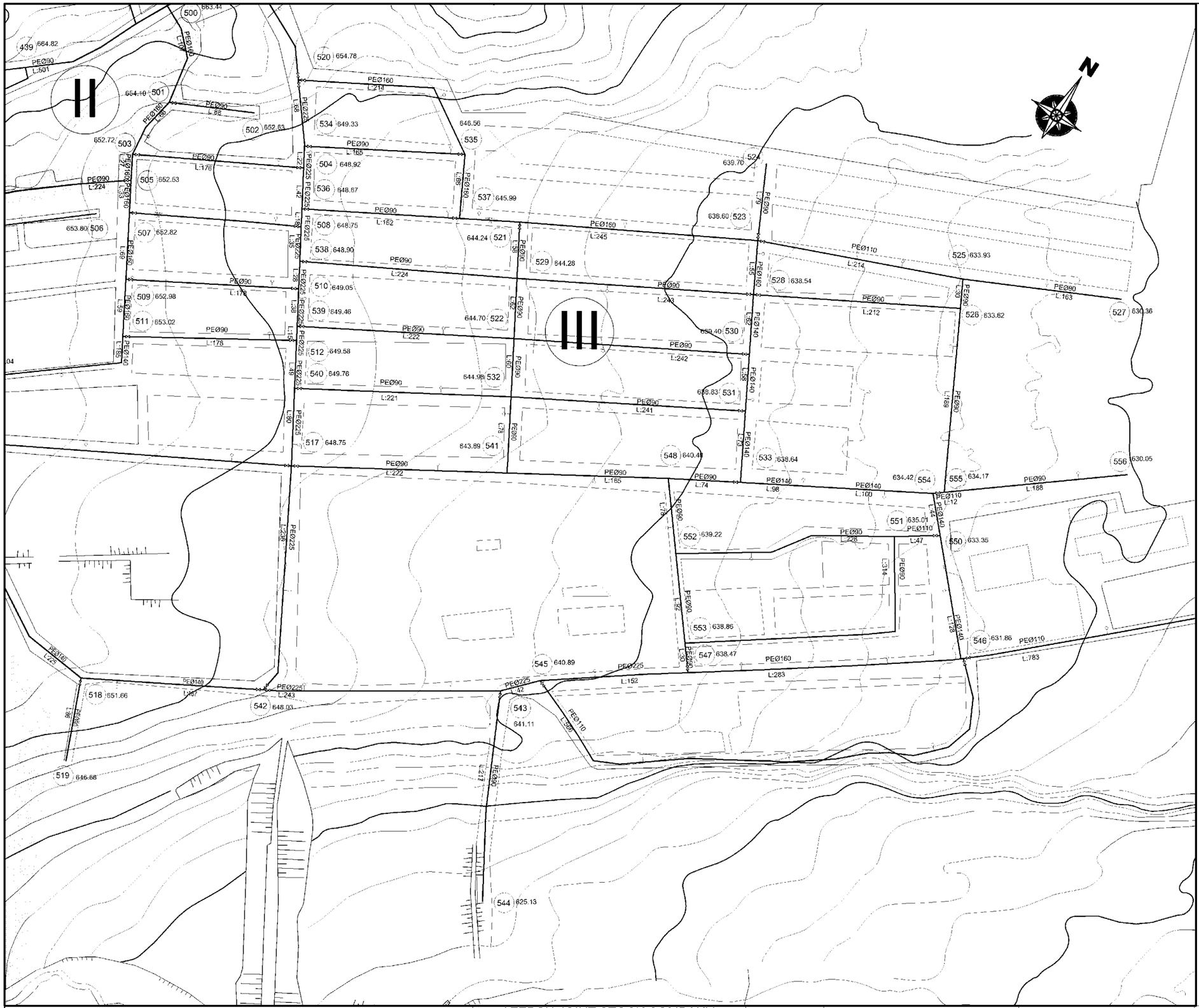
N
II
III
PEØ90
PEØ110
PEØ140
PEØ160
PEØ225
L:501
L:224
L:176
L:165
L:162
L:245
L:214
L:163
L:212
L:178
L:222
L:242
L:221
L:241
L:188
L:74
L:98
L:100
L:12
L:228
L:47
L:314
L:783
L:283
L:152
L:243
L:42
L:306
L:277
L:726
L:167
L:98
L:69
L:59
L:186
L:168
L:128
L:30
L:92
L:78
L:80
L:82
L:55
L:56
L:58
L:79
L:89
L:88
L:222
L:168
L:35
L:28
L:38
L:49
L:90
L:236
L:89
L:71
L:68
L:33
L:27
L:30
L:42
L:78
L:79
L:30
L:30
L:30

LEGEND

II	Pressure Zone Number
	Service Reservoir
Qph	Peak Hour Demand (l/s)
LWL	Reservoir Low Water Level (m)
+ − + − +	Transmission Pipe
	Distribution Pipe
	Line Valve
	Fire Hydrant
502	Zone Node Number
35.49	Node Elevation (m)
PE	Polyethylene Pipe
GRP	Glass Reinforced Plastic Pipe
Ø400	Nominal Pipe Diameter (mm)
L:13	Pipe Length (m)

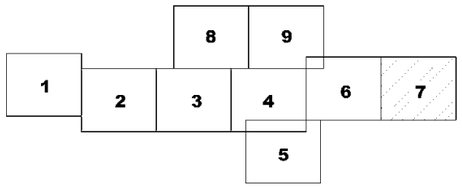

SCALE : 1/2000

0 40 80 120 160 200m

SPECIAL ASSISTANCE FOR PROJECT IMPLEMENTATION (SAPI) FOR THE PROVINCIAL CITIES WATER SUPPLY AND SEWERAGE PROJECT IN THE REPUBLIC OF AZERBAIJAN	AZERSU JOINT STOCK COMPANY, the Republic of Azerbaijan Japan International Cooperation Agency (JICA), Japan	Site : Qusar	Facility : Distribution Network	Title : Network Plan	Scale of Drawing: 1/2000	Category – City SU-GUS-	Facility Code – Number 10-02(7)
					Original Size of Paper: A1	Date December 2009	Revision Number Rev.0

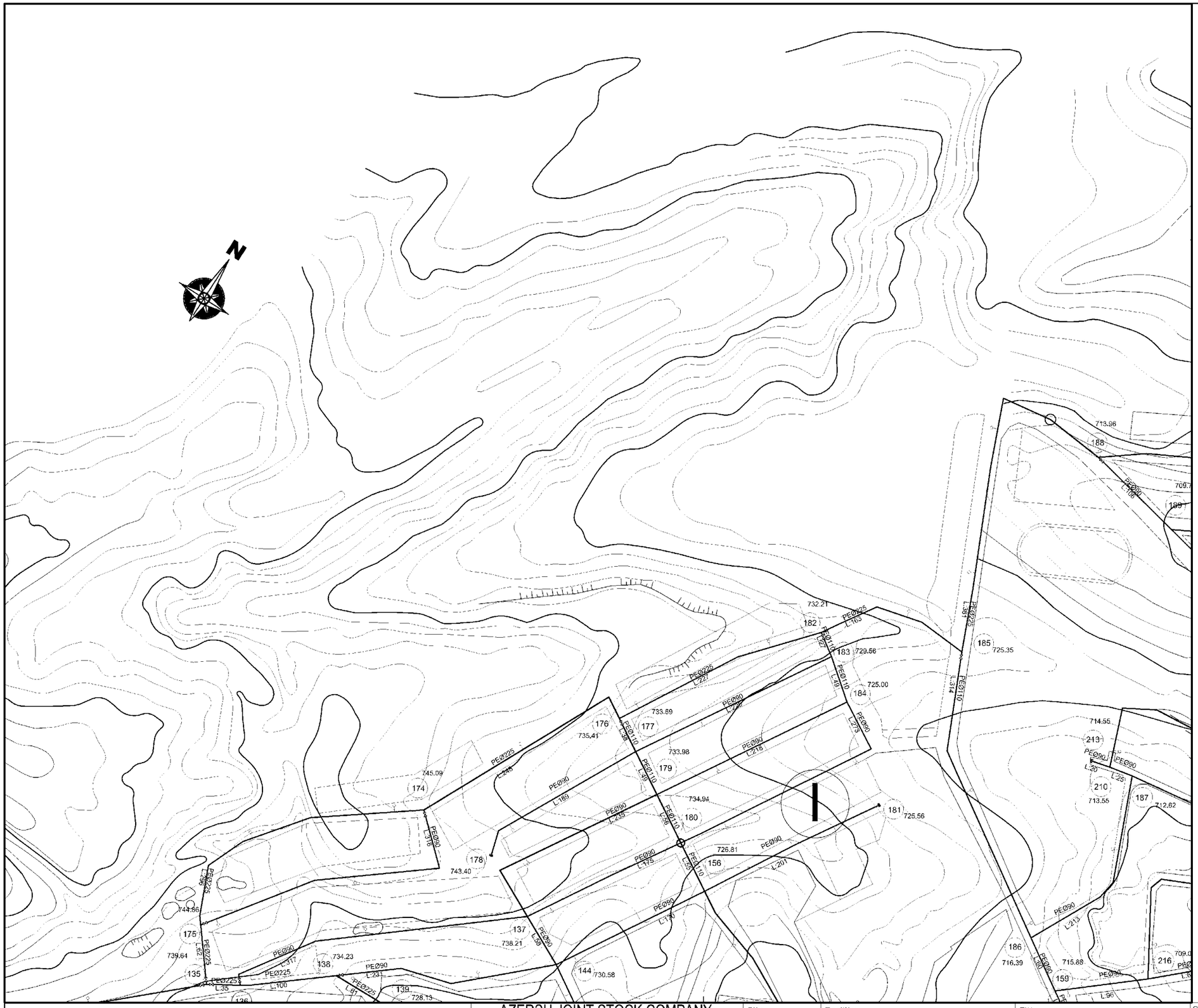

LEGEND

II	Pressure Zone Number
	Service Reservoir
Qph	Peak Hour Demand (l/s)
LWL	Reservoir Low Water Level (m)
+ − + − +	Transmission Pipe
	Distribution Pipe
	Line Valve
	Fire Hydrant
502	Zone Node Number
35.49	Node Elevation (m)
PE	Polyethylene Pipe
GRP	Glass Reinforced Plastic Pipe
Ø400	Nominal Pipe Diameter (mm)
L:13	Pipe Length (m)

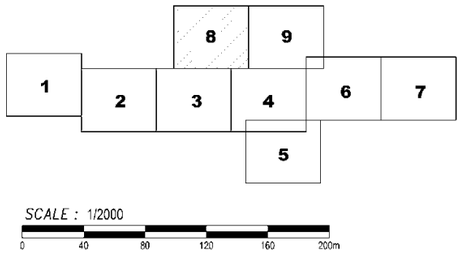

SPECIAL ASSISTANCE FOR PROJECT IMPLEMENTATION (SAPI) FOR THE PROVINCIAL CITIES WATER SUPPLY AND SEWERAGE PROJECT IN THE REPUBLIC OF AZERBAIJAN	AZERSU JOINT STOCK COMPANY, the Republic of Azerbaijan Japan International Cooperation Agency (JICA), Japan	Site : Qusar	Facility : Distribution Network	Title : Network Plan	Scale of Drawing: 1/2000	Category – City – Facility Code – Number: SU-GUS- 10-02(8)	
					Original Size of Paper: A1	Date: December 2009	Revision Number: Rev.0

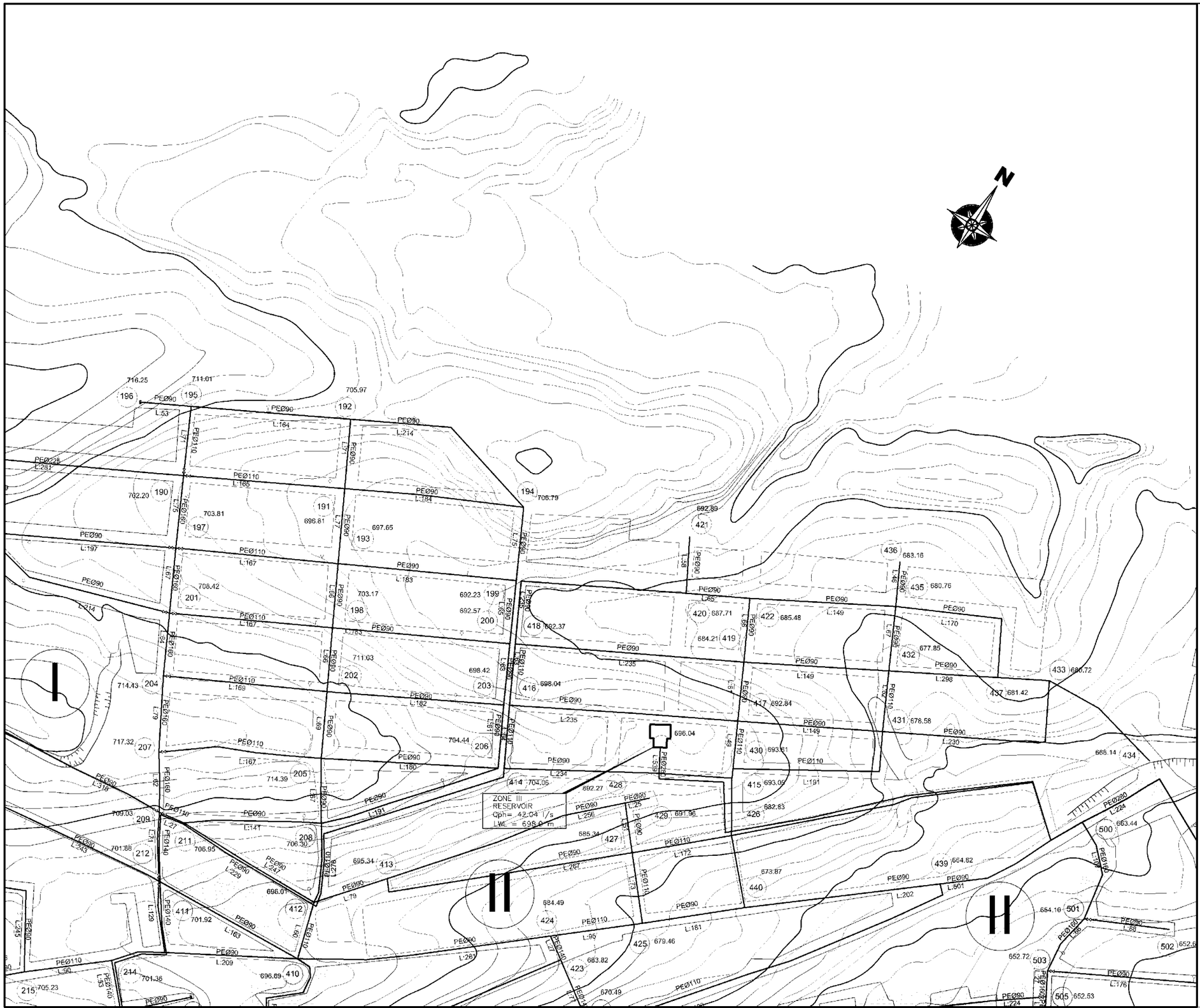

LEGEND

II	Pressure Zone Number
	Service Reservoir
Qph	Peak Hour Demand (l/s)
LWL	Reservoir Low Water Level (m)
+ − + − +	Transmission Pipe
	Distribution Pipe
	Line Valve
	Fire Hydrant
502	Zone Node Number
35.49	Node Elevation (m)
PE	Polyethylene Pipe
GRP	Glass Reinforced Plastic Pipe
Ø400	Nominal Pipe Diameter (mm)
L:13	Pipe Length (m)

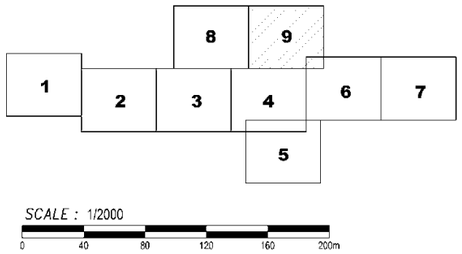

SPECIAL ASSISTANCE FOR PROJECT IMPLEMENTATION (SAPI) FOR THE PROVINCIAL CITIES WATER SUPPLY AND SEWERAGE PROJECT IN THE REPUBLIC OF AZERBAIJAN	AZERSU JOINT STOCK COMPANY, the Republic of Azerbaijan Japan International Cooperation Agency (JICA), Japan	Site : Qusar	Facility : Distribution Network	Title : Network Plan	Scale of Drawing: 1/2000	Category – City SU-GUS-	Facility Code – Number 10-02(9)
					Original Size of Paper: A1	Date December 2009	Revision Number Rev.0

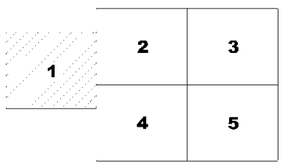

SPECIAL ASSISTANCE FOR PROJECT IMPLEMENTATION (SAPI) FOR THE PROVINCIAL CITIES WATER SUPPLY AND SEWERAGE PROJECT IN THE REPUBLIC OF AZERBAIJAN	AZERSU JOINT STOCK COMPANY, the Republic of Azerbaijan Japan International Cooperation Agency (JICA), Japan	Site : Gusar	Facility: Distribution Network	Title : Network Plan	Scale of Drawing: 1/2500 Original Size of Paper: A1	Category – City Facility Code – Number: SU-GUS- 10-03(01) Date: December 2009	Revision Number: Rev.0

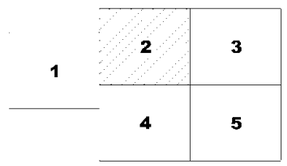

SPECIAL ASSISTANCE FOR PROJECT IMPLEMENTATION (SAPI) FOR THE PROVINCIAL CITIES WATER SUPPLY AND SEWERAGE PROJECT IN THE REPUBLIC OF AZERBAIJAN	AZERSU JOINT STOCK COMPANY, the Republic of Azerbaijan Japan International Cooperation Agency (JICA), Japan	Site : Gusar	Facility: Distribution Network	Title : Network Plan	Scale of Drawing: 1/2500 Original Size of Paper: A1	Category – City Facility Code – Number SU-GUS- 10-03(02) Date December 2009	Revision Number Rev.0

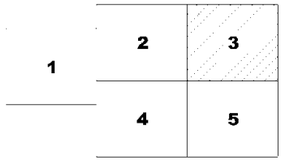

SPECIAL ASSISTANCE FOR PROJECT IMPLEMENTATION (SAPI) FOR THE PROVINCIAL CITIES WATER SUPPLY AND SEWERAGE PROJECT IN THE REPUBLIC OF AZERBAIJAN	AZERSU JOINT STOCK COMPANY, the Republic of Azerbaijan Japan International Cooperation Agency (JICA), Japan	Site : Gusar	Facility: Distribution Network	Title : Network Plan	Scale of Drawing: 1/2500 Original Size of Paper: A1	Category – City Facility Code – Number SU-GUS- 10-03(03) Date December 2009	Revision Number Rev.0



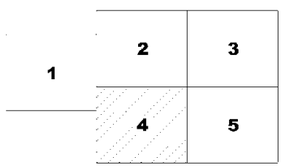

SPECIAL ASSISTANCE FOR PROJECT IMPLEMENTATION (SAPI) FOR THE PROVINCIAL CITIES WATER SUPPLY AND SEWERAGE PROJECT IN THE REPUBLIC OF AZERBAIJAN	AZERSU JOINT STOCK COMPANY, the Republic of Azerbaijan Japan International Cooperation Agency (JICA), Japan	Site : Gusar	Facility: Distribution Network	Title : Network Plan	Scale of Drawing: 1/2500 Original Size of Paper: A1	Category – City Facility Code – Number: SU-GUS- 10-03(04) Date: December 2009	Revision Number: Rev.0

SPECIAL ASSISTANCE FOR PROJECT IMPLEMENTATION (SAPI) FOR THE PROVINCIAL CITIES WATER SUPPLY AND SEWERAGE PROJECT IN THE REPUBLIC OF AZERBAIJAN	AZERSU JOINT STOCK COMPANY, the Republic of Azerbaijan Japan International Cooperation Agency (JICA), Japan	Site : Gusar	Facility: Distribution Network	Title : Network Plan	Scale of Drawing: 1/2500 Original Size of Paper: A1	Category – City Facility Code – Number: SU-GUS- 10-03(05) Date: December 2009	Revision Number: Rev.0

LEGEND

II	Pressure Zone Number
	Service Reservoir
Qph	Peak Hour Demand (l/s)
LWL	Reservoir Low Water Level (m)
+ − + − +	Transmission Pipe
	Distribution Pipe
	Line Valve
	Fire Hydrant
502	Zone Node Number
35.49	Node Elevation (m)
PE	Polyethylene Pipe
GRP	Glass Reinforced Plastic Pipe
Ø400	Nominal Pipe Diameter (mm)
L:13	Pipe Length (m)

1	2	3
4	5	6

SPECIAL ASSISTANCE FOR PROJECT IMPLEMENTATION (SAPI) FOR THE PROVINCIAL CITIES WATER SUPPLY AND SEWERAGE PROJECT IN THE REPUBLIC OF AZERBAIJAN	AZERSU JOINT STOCK COMPANY, the Republic of Azerbaijan Japan International Cooperation Agency (JICA), Japan	Site : Gusar	Facility : Balagusar-Hasanqele Distribution Network	Title : Layout Plan	Scale of Drawing: 1/2500 Original Size of Paper: A1	Category – City Facility Code – Number SU-GUS- 10-04(1) Date December 2009 Revision Number Rev.0

LEGEND

II	**Pressure Zone Number**
	Service Reservoir
Qph	**Peak Hour Demand (l/s)**
LWL	**Reservoir Low Water Level (m)**
+ − + − +	**Transmission Pipe**
	Distribution Pipe
	Line Valve
	Fire Hydrant
502	**Zone Node Number**
35.49	**Node Elevation (m)**
PE	**Polyethylene Pipe**
GRP	**Glass Reinforced Plastic Pipe**
Ø400	**Nominal Pipe Diameter (mm)**
L:13	**Pipe Length (m)**

1	2	3
4	5	6

SPECIAL ASSISTANCE FOR PROJECT IMPLEMENTATION (SAPI) FOR THE PROVINCIAL CITIES WATER SUPPLY AND SEWERAGE PROJECT IN THE REPUBLIC OF AZERBAIJAN	AZERSU JOINT STOCK COMPANY, the Republic of Azerbaijan Japan International Cooperation Agency (JICA), Japan	Site : Gusar	Facility : Balagusar-Hasanqele Distribution Network	Title : Layout Plan	Scale of Drawing: 1/2500 Original Size of Paper: A1	Category – City: SU-GUS- Facility Code – Number: 10-04(2) Date: December 2009 Revision Number: Rev.0

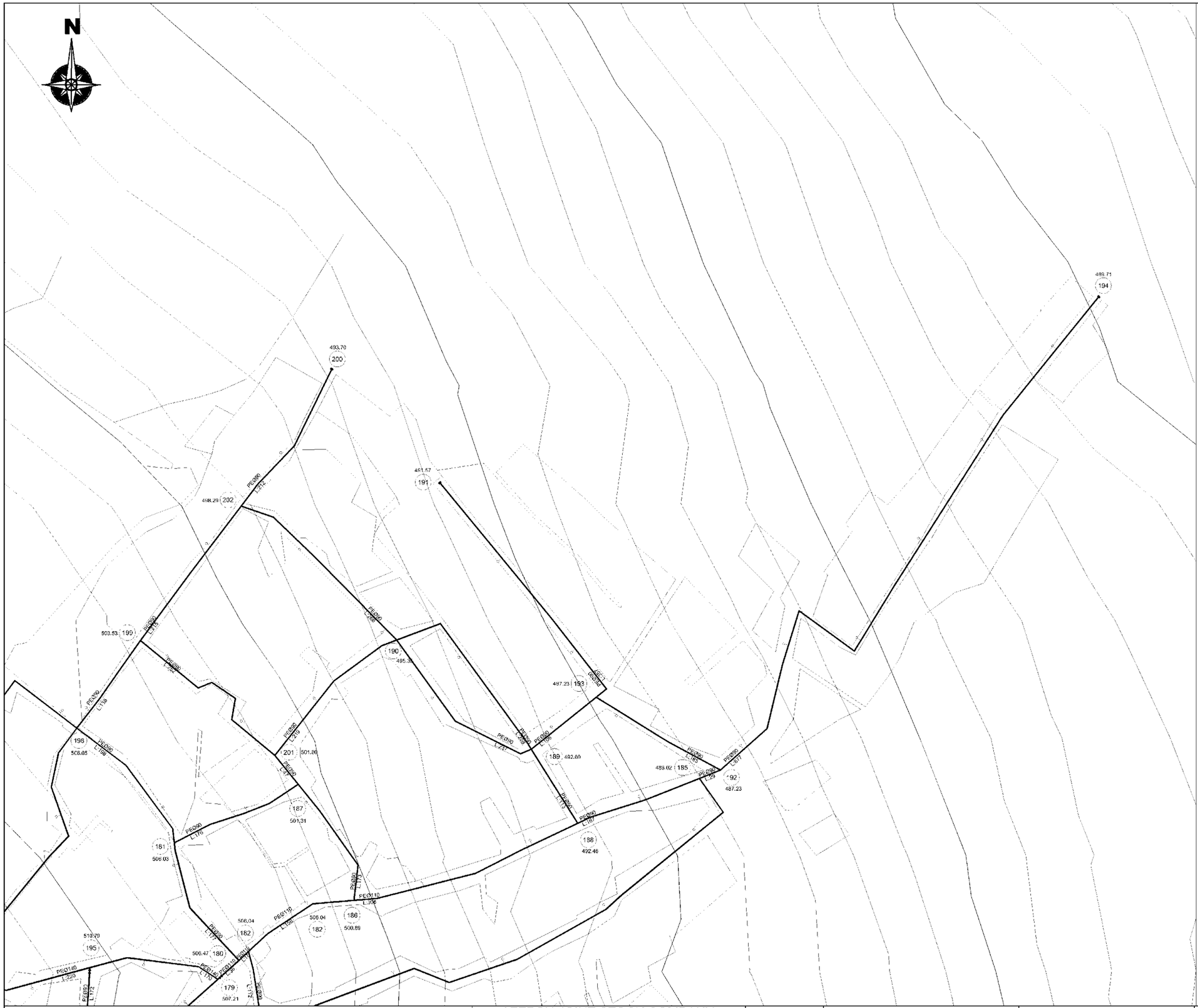
N
200
493.70
202
498.29
191
491.57
194
489.71
199
503.53
198
506.05
201
501.80
187
501.31
181
506.03
190
495.35
193
497.23
189
492.60
185
493.02
92
487.23
188
492.46
186
500.89
182
505.04
180
506.47
179
507.21
195
510.29
PE090
L:212
PE090
L:118
PE090
L:208
PE090
L:216
PE090
L:198
PE090
L:220
PE090
L:176
PE090
L:173
PE090
L:207
PE090
L:183
PE090
L:203
PE090
L:207
PE090
L:187
PE090
L:173
PE110
L:306
PE110
L:108
PE090
L:172
PE090
L:172
PE090
L:172

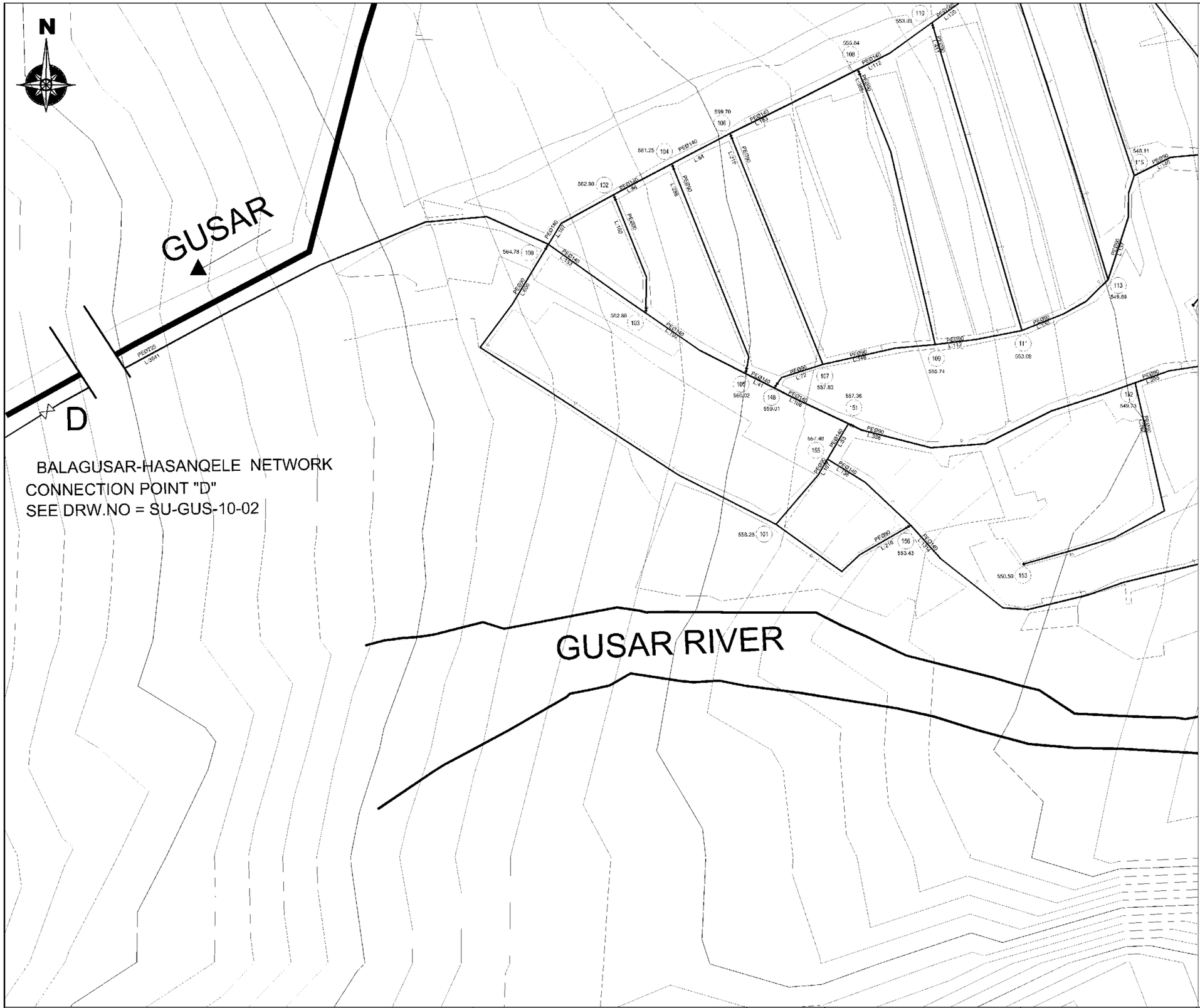

LEGEND

II	Pressure Zone Number
	Service Reservoir
Qph	Peak Hour Demand (l/s)
LWL	Reservoir Low Water Level (m)
+ – + – +	Transmission Pipe
	Distribution Pipe
	Line Valve
	Fire Hydrant
502	Zone Node Number
35.49	Node Elevation (m)
PE	Polyethylene Pipe
GRP	Glass Reinforced Plastic Pipe
Ø400	Nominal Pipe Diameter (mm)
L:13	Pipe Length (m)

1	2	3	
4	5	6	

SPECIAL ASSISTANCE FOR PROJECT IMPLEMENTATION (SAPI) FOR THE PROVINCIAL CITIES WATER SUPPLY AND SEWERAGE PROJECT IN THE REPUBLIC OF AZERBAIJAN	AZERSU JOINT STOCK COMPANY, the Republic of Azerbaijan Japan International Cooperation Agency (JICA), Japan	Site : Gusar	Facility : Balagusar-Hasanqele Distribution Network	Title : Layout Plan	Scale of Drawing: 1/2500 Original Size of Paper: A1	Category – City: SU-GUS- Facility Code – Number: 10-04(4) Date: December 2009 Revision Number: Rev.0

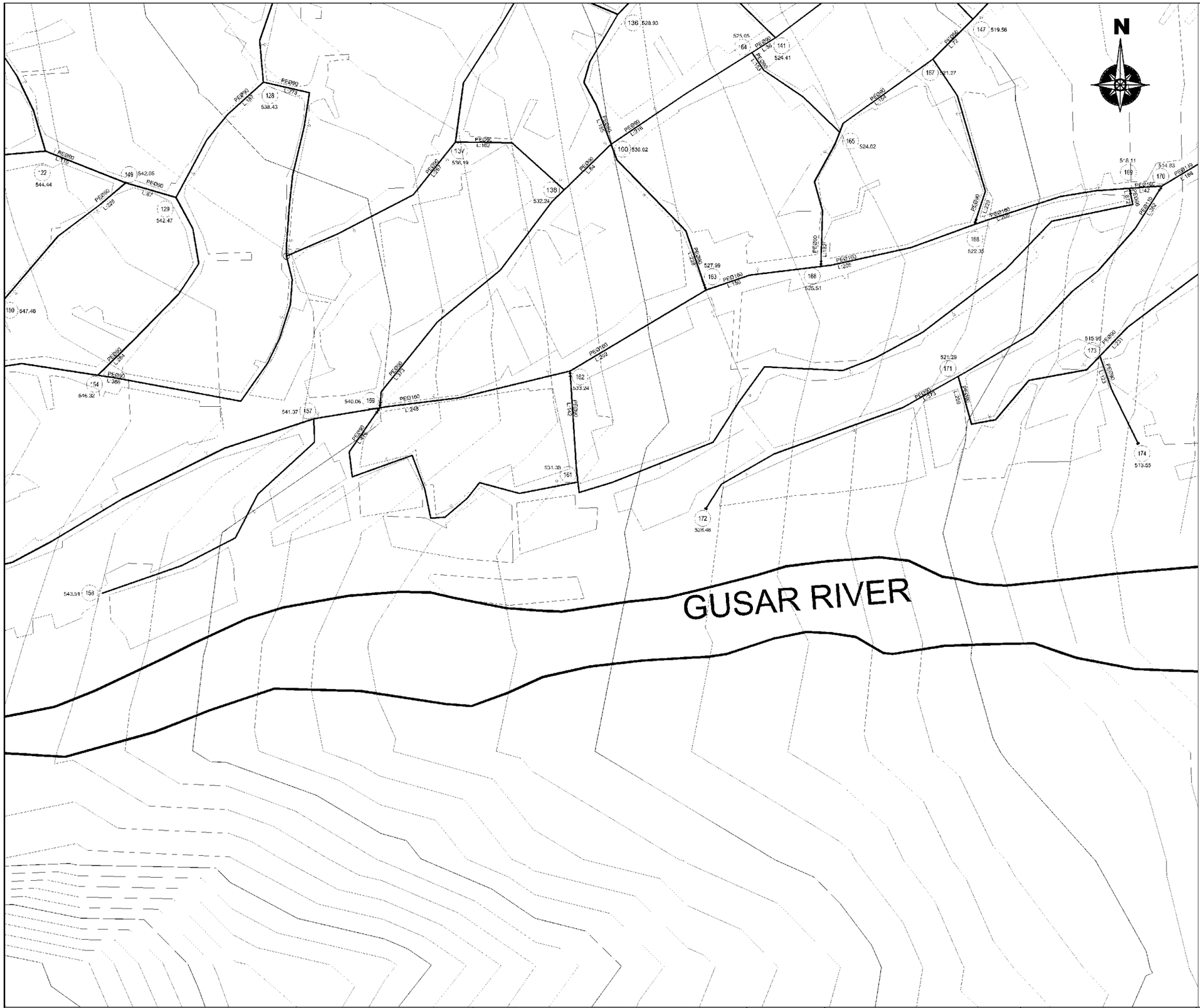

LEGEND

II	Pressure Zone Number
	Service Reservoir
Qph	Peak Hour Demand (l/s)
LWL	Reservoir Low Water Level (m)
+ – + – +	Transmission Pipe
	Distribution Pipe
	Line Valve
	Fire Hydrant
502	Zone Node Number
35.49	Node Elevation (m)
PE	Polyethylene Pipe
GRP	Glass Reinforced Plastic Pipe
Ø400	Nominal Pipe Diameter (mm)
L:13	Pipe Length (m)

1	2	3
4	5	6

SPECIAL ASSISTANCE FOR PROJECT IMPLEMENTATION (SAPI) FOR THE PROVINCIAL CITIES WATER SUPPLY AND SEWERAGE PROJECT IN THE REPUBLIC OF AZERBAIJAN	AZERSU JOINT STOCK COMPANY, the Republic of Azerbaijan Japan International Cooperation Agency (JICA), Japan	Site : Gusar	Facility : Balagusar-Hasanqele Distribution Network	Title : Layout Plan	Scale of Drawing: 1/2500 Original Size of Paper: A1	Category – City: SU-GUS- Date: December 2009	Facility Code – Number: 10-04(5) Revision Number: Rev.0

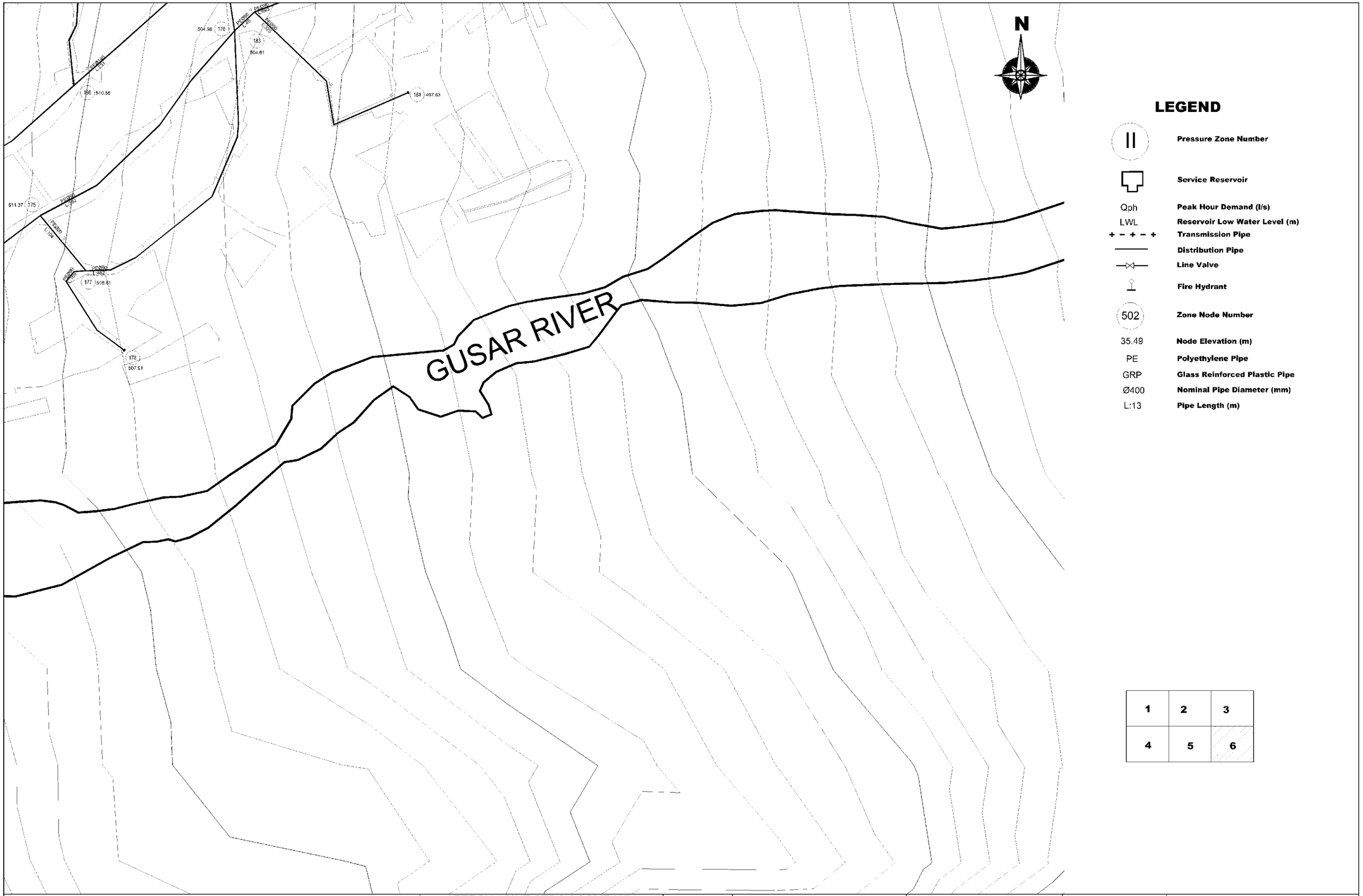

SPECIAL ASSISTANCE FOR PROJECT IMPLEMENTATION (SAPI) FOR THE PROVINCIAL CITIES WATER SUPPLY AND SEWERAGE PROJECT IN THE REPUBLIC OF AZERBAIJAN	AZERSU JOINT STOCK COMPANY, the Republic of Azerbaijan Japan International Cooperation Agency (JICA), Japan	Site : Gusar	Facility : Balagusar-Hasanqele Distribution Network	Title : Layout Plan	Scale of Drawing: 1/2500 Original Size of Paper: A1	Category – City: SU-GUS- Facility Code – Number: 10-04(6) Date: December 2009 Revision Number: Rev.0

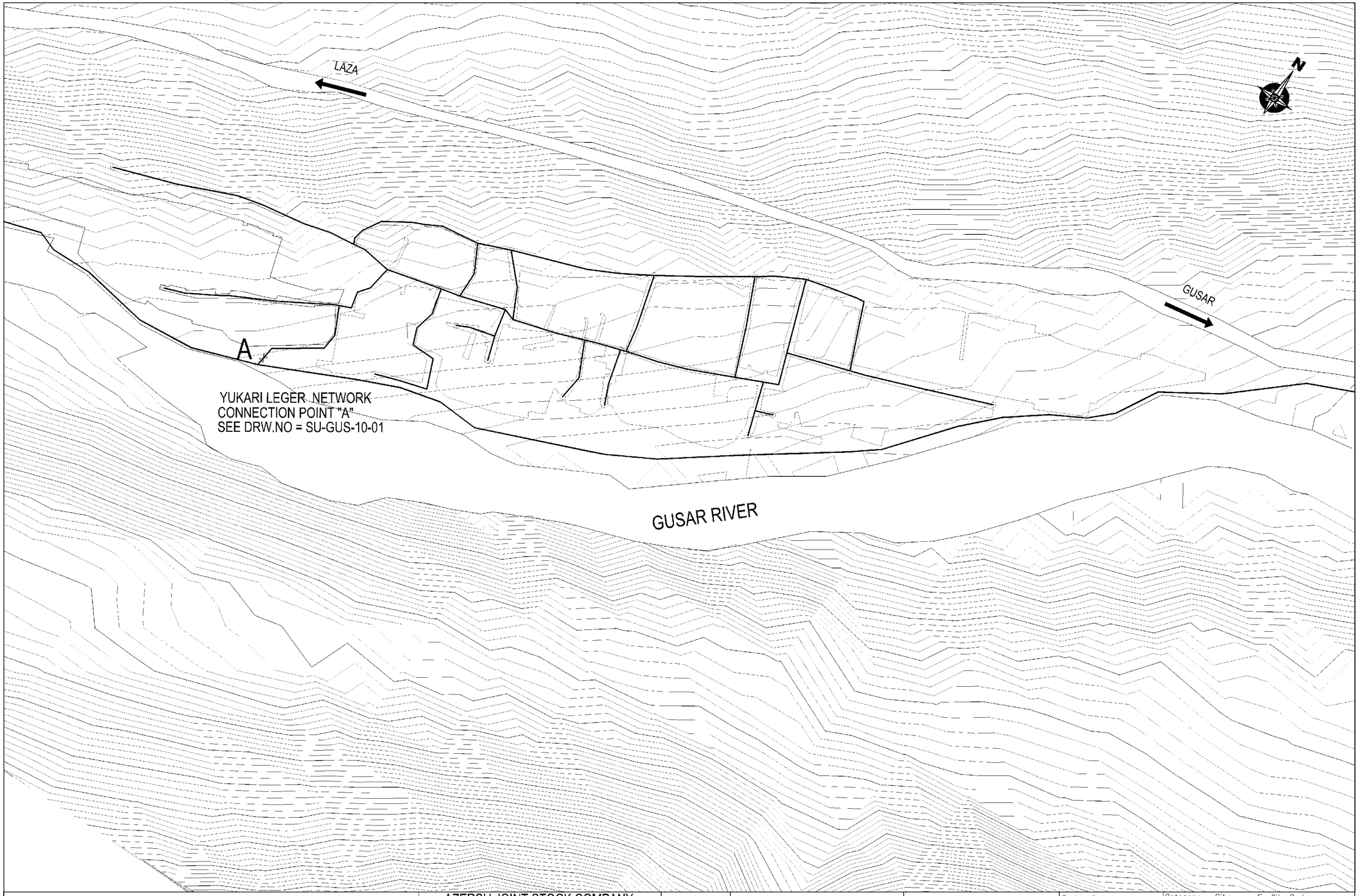

SPECIAL ASSISTANCE FOR PROJECT IMPLEMENTATION (SAPI) FOR THE PROVINCIAL CITIES WATER SUPPLY AND SEWERAGE PROJECT IN THE REPUBLIC OF AZERBAIJAN	AZERSU JOINT STOCK COMPANY, the Republic of Azerbaijan Japan International Cooperation Agency (JICA), Japan	Site : Gusar	Facility : Yukarı Leger Distribution Network	Title : Network Plan	Scale of Drawing: 1/2500 Original Size of Paper: A1	Category – City Facility Code – Number SU-GUS- 10-05 Date December 2009	Revision Number Rev.0

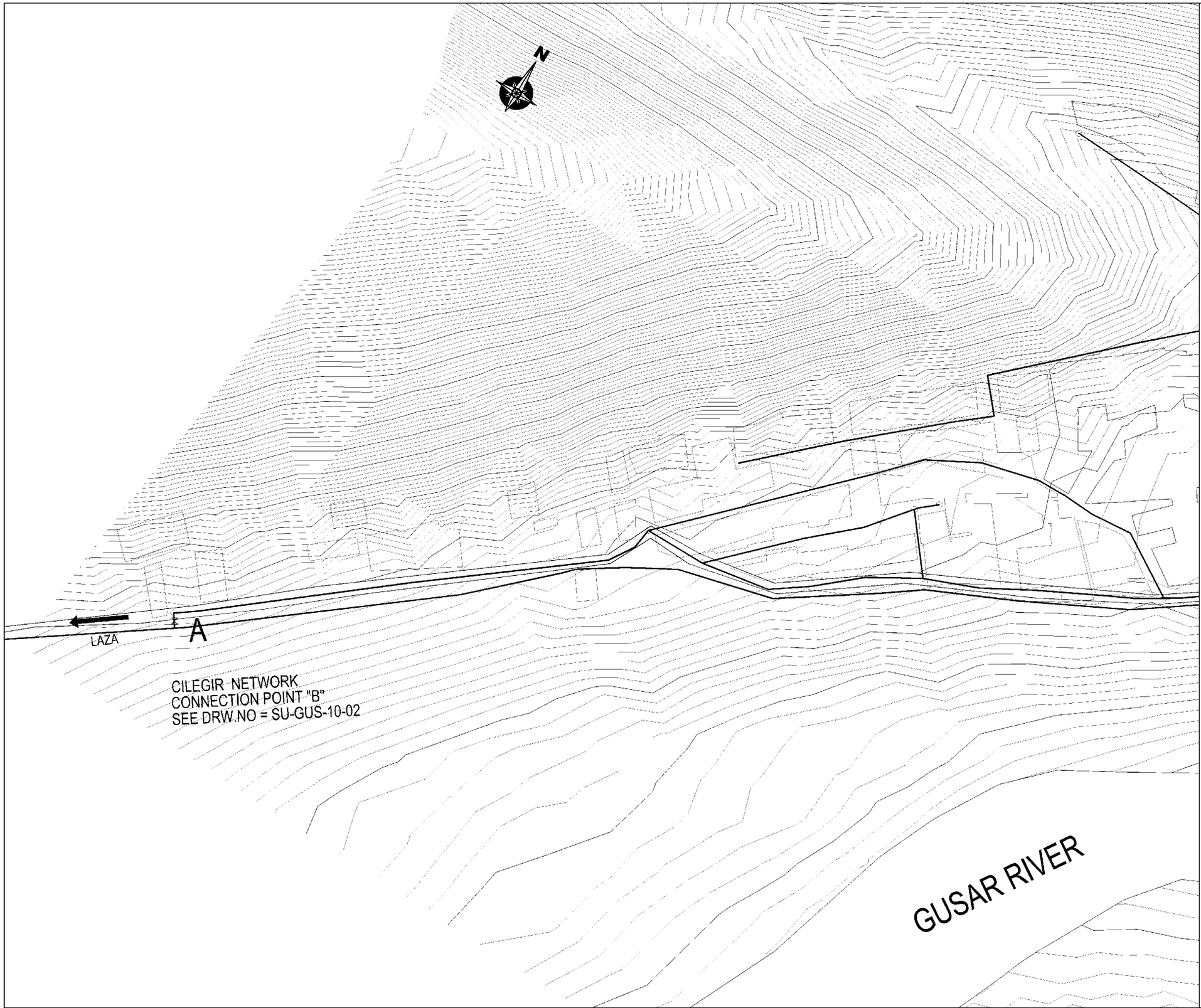

LEGEND

II	Pressure Zone Number
	Service Reservoir
Qph	Peak Hour Demand (l/s)
LWL	Reservoir Low Water Level (m)
+ − + − +	Transmission Pipe
	Distribution Pipe
	Line Valve
	Fire Hydrant
502	Zone Node Number
35.49	Node Elevation (m)
PE	Polyethylene Pipe
GRP	Glass Reinforced Plastic Pipe
ø400	Nominal Pipe Diameter (mm)
L:13	Pipe Length (m)

1	2

SPECIAL ASSISTANCE FOR PROJECT IMPLEMENTATION (SAPI) FOR THE PROVINCIAL CITIES WATER SUPPLY AND SEWERAGE PROJECT IN THE REPUBLIC OF AZERBAIJAN	AZERSU JOINT STOCK COMPANY, the Republic of Azerbaijan Japan International Cooperation Agency (JICA), Japan	Site : Gusar	Facility: Distribution Network	Title : Network Plan	Scale of Drawing: 1/2500 Original Size of Paper: A1	Category – City Facility Code – Number SU-GUS- 10-06(01) Date December 2009	Revision Number Rev.0

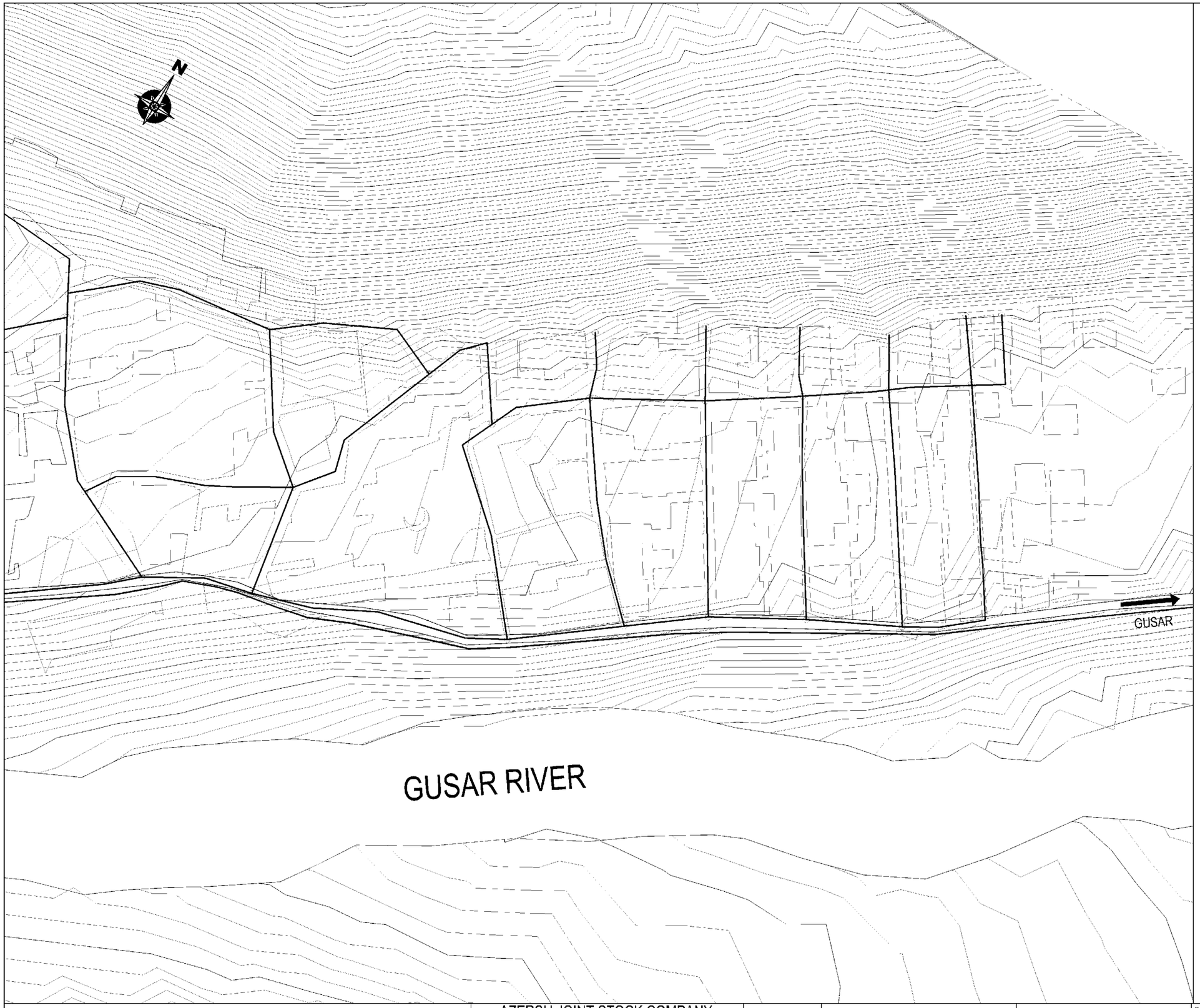

LEGEND

II	Pressure Zone Number
	Service Reservoir
Qph	Peak Hour Demand (l/s)
LWL	Reservoir Low Water Level (m)
+ − + − +	Transmission Pipe
	Distribution Pipe
	Line Valve
	Fire Hydrant
502	Zone Node Number
35.49	Node Elevation (m)
PE	Polyethylene Pipe
GRP	Glass Reinforced Plastic Pipe
ø400	Nominal Pipe Diameter (mm)
L:13	Pipe Length (m)

1	2

SPECIAL ASSISTANCE FOR PROJECT IMPLEMENTATION (SAPI) FOR THE PROVINCIAL CITIES WATER SUPPLY AND SEWERAGE PROJECT IN THE REPUBLIC OF AZERBAIJAN	AZERSU JOINT STOCK COMPANY, the Republic of Azerbaijan Japan International Cooperation Agency (JICA), Japan	Site : Gusar	Facility: Distribution Network	Title : Network Plan	Scale of Drawing: 1/2500 Original Size of Paper: A1	Category – City – Facility Code – Number: SU-GUS- 10-06(02) Date: December 2009	Revision Number: Rev.0

添付資料７

概算建設費積算

Review of Construction Cost of Khachmaz

US$= ¥107.1810

(A) SAPROF							(B) SAPI						(B) - (A)
	Component	Unit	Quantity	unit Price	Amount			Component	Unit	Quantity	Unit Price	Amount	
				(US$)	(US$)	Yen					Yen	Yen	Yen
	Facility Construction							**Facility Construction**					
1)	Intake Facility-1						1)	Intake Facility-1					
1.1)	Civil works	LS	1		160,000	17,148,960	1.1)	Shaft for collection pipe (100m pitch)	shaft	10	510,000	5,100,000	
1.2)	Perforated collecting pipe	m	2,000	150	300,000	32,154,300	1.2)	Perforated collecting pipe φ500mm	m	1,000	51,000	51,000,000	
1.3)	Miscellaneous works (20%)	LS	1		92,000	9,860,652	1.3)	Perforated collecting pipe φ150mm	m	2,000	2,460	4,920,000	
	Sub Total				552,000	59,163,912		Sub Total				61,020,000	1,856,088
2)	Intake Facility-2						2)	Intake Facility-2					
2.1)	Deep wells (Dia.200 x Depth 150m)	nos	10	20,000	200,000	21,436,200							
2.2)	Building work	nos	10	40,000	400,000	42,872,400							
2.3)	Submersible pumps (5.5kW) Dia.100mm 0.52m3	nos	10	8,800	88,000	9,431,928							
2.4)	Electrical facilities	set	10	7,200	72,000	7,717,032							
2.5)	Mechanical facilities	set	10	6,400	64,000	6,859,584							
2.6)	Miscellaneous works	LS	1		82,400	8,831,714							
	Sub Total				906,400	97,148,858		Sub Total				0	-97,148,858
3)	Distribution reservoir-1 (5000m3)						3)	Distribution reservoir-1 (3,500m3 x2)					
3.1)	Civil works	no	1	760,000	760,000	81,457,560	3.1)	Civil works	no	2	67,300,000	134,600,000	
3.2)	Mechanical works	no	1	81,000	81,000	8,681,661	3.2)	Mechanical works (10%)	LS	1		13,460,000	
3.3)	Miscellaneous works	LS	1		84,100	9,013,922	3.3)	Miscellaneous works (5%)	LS	1		6,730,000	
	Sub Total				925,100	99,153,143		Sub Total				154,790,000	55,636,857
4)	Distribution reservoir-2 (3000m3)						4)	Distribution reservoir-1 (1,500m3 x2)					
4.1)	Civil works	no	1	520,000	520,000	55,734,120	4.1)	Civil works	no	2	36,900,000	73,800,000	
4.2)	Mechanical works	no	1	66,000	66,000	7,073,946	4.2)	Mechanical works (10%)	LS	1		7,380,000	
4.3)	Miscellaneous works	LS	1		58,600	6,280,807	4.3)	Miscellaneous works (5%)	LS	1		3,690,000	
	Sub Total				644,600	69,088,873		Sub Total				84,870,000	15,781,127
5)	Disinfection facilities-1						5)	Disinfection facilities-1					
5.1)	Mechanical works	unit	1	70,000	70,000	7,502,670	5.1)	Mechanical works	unit	1	7,502,670	7,502,670	
5.2)	Miscellaneous works	LS	1		7,000	750,267	5.2)	Miscellaneous works	LS	1		750,267	
	Sub Total				77,000	8,252,937		Sub Total				8,252,937	0

Review of Construction Cost of Khachmaz

US$= ¥107.1810

(A) SAPROF							(B) SAPI						(B) - (A)
Component		Unit	Quantity	unit Price	Amount		Component		Unit	Quantity	Unit Price	Amount	
				(US$)	(US$)	Yen					Yen	Yen	Yen
6)	Disinfection facilities-2						6)	Disinfection facilities-2					
6.1)	Mechanical works	unit	1	70,000	70,000	7,502,670	6.1)	Mechanical works	unit	1	7,502,670	7,502,670	
6.2)	Miscellaneous works	LS	1		7,000	750,267	6.2)	Miscellaneous works	LS	1		750,267	
	Sub Total				77,000	8,252,937		Sub Total				8,252,937	0
7)	Administration building						7)	Administration building					
7.1)	Civil and building works	no	1	150,000	150,000	16,077,150	7.1)	Civil and building works	no	1	16,077,150	16,077,150	
7.2)	Architectual & office equipment	no	1	80,000	80,000	8,574,480	7.2)	Architectual & office equipment	no	1	8,574,480	8,574,480	
7.3)	Laboratory equipment	no	1	100,000	100,000	10,718,100	7.3)	Laboratory equipment	no	1	10,718,100	10,718,100	
7.4)	Miscellaneous works	LS	1		33,000	3,536,973	7.4)	Miscellaneous works	LS	1		3,536,973	
	Sub Total				363,000	38,906,703		Sub Total				38,906,703	0
Total of Facility Construction					**3,545,100**	**379,967,363**	**Total of Facility Construction**					**356,092,577**	-23,874,786
Pipeline Construction							**Pipeline Construction**						
1)	Raw water transmission pipelines						1)	Raw water transmission pipelines					
1.1)	Pipe Dia. 450mm (GRP)	m	2,400	125	300,000	32,154,300	1.1.1)	Pipe Dia. 450mm (GRP)	m	2,267	15,100	34,231,700	
1.2)	Pipe Dia. 450mm (GRP)	m	2,000	125	250,000	26,795,250	1.1.2)	Isolation Valve Dia 450mm	no	2	676,000	1,352,000	
1.3)	Fittings and valves (15%)	LS	1		83,000	8,896,023	1.1.3)	Air Valve 450 x 75mm	no	1	363,000	363,000	
1.4)	Extraworks such as sheeting (20%)	LS	1		110,000	11,789,910	1.1.4)	Wash out 450mm x 150mm	no	1	264,000	264,000	
							1.1.5)	Pressure test Dia 300mm~	m	2,267	160	362,720	
							1.2.1)	Pipe Dia. 355mm (HDPE)	m	1,022	11,000	11,242,000	
							1.2.2)	Isolation Valve Dia 355mm	no	2	350,000	700,000	
							1.2.3)	Air Valve 355 x 75mm	no	2	290,000	580,000	
							1.2.4)	Wash out 355mm x 75mm	no	2	144,000	288,000	
							1.2.5)	Pressure test Dia 300mm~	m	1,022	160	163,520	
	Sub Total				743,000	79,635,483		Sub Total				49,546,940	-30,088,543

Appendix 7-2

Review of Construction Cost of Khachmaz

US$= ¥107.1810

(A) SAPROF							(B) SAPI						(B) - (A)
Component		Unit	Quantity	unit Price	Amount		Component		Unit	Quantity	Unit Price	Amount	
				(US$)	(US$)	Yen					Yen	Yen	Yen
2)	Primary distribution mains						2)	Primary distribution mains					
2.1)	Pipe Dia. 450mm (GRP) 16,600 x 2	m	33,200	125	4,150,000	444,801,150	2.1.1)	Pipe Dia. 500mm (GRP)	m	2,501	17,200	43,017,200	
2.2)	Pipe Dia. 450mm (GRP) 1,700 x 2	m	3,400	125	425,000	45,551,925	2.1.2)	Isolation Valve Dia 500mm	no	2	823,000	1,646,000	
2.3)	Fitting, valves and fire hydrants (25%)	LS	1			0	2.1.3)	Air Valve 500 x 75mm	no	2	378,000	756,000	
2.4)	Extraworks such as sheeting (20%)	LS	1			0	2.1.4)	Wash out 500mm x 150mm	no	2	279,000	558,000	
							2.1.5)	Pressure test Dia 300mm~	m	2,501	160	400,160	
							2.2.1)	Pipe Dia. 400mm (GRP)	m	3,625	13,100	47,487,500	
							2.2.2)	Isolation Valve Dia 400mm	no	2	552,000	1,104,000	
							2.2.3)	Air Valve 400 x 75mm	no	2	349,000	698,000	
							2.2.4)	Wash out 400mm x 100mm	no	2	208,000	416,000	
							2.2.5)	Pressure test Dia 300mm~	m	3,625	160	580,000	
							2.2.6)	Pipe bridge	m	60	300,000	18,000,000	
							2.2.7)	Pipe Jacking (crossing rail way, canal) 800n	m	100	150,000	15,000,000	
	Sub Total				4,575,000	490,353,075		Sub Total				129,662,860	-360,690,215
3)	Distribution networks						3)	Distribution networks					
3.1)	HDPE Pipe Dia. 280	m	1,000	59	59,000	6,323,679	3.1.1)	HDPE Pipe Dia. 350mm	m	264	13,900	3,669,600	
							3.1.2)	Isolation Valve Dia 350mm	no	2	455,000	910,000	
3.2)	HDPE Pipe Dia. 200	m	8,000	51	408,000	43,729,848	3.1.3)	Flange End Dia. 350mm	no	3	86,000	258,000	
							3.2.1)	HDPE Pipe Dia. 300mm	m	1,899	11,900	22,598,100	
3.3)	HDPE Pipe Dia. 160	m	11,000	39	429,000	45,980,649	3.2.2)	Isolation Valve Dia 300mm	no	3	350,000	1,050,000	
							3.2.3)	Flange End Dia. 300mm	no	5	69,000	345,000	
3.4)	HDPE Pipe Dia. 140	m	14,000	35	490,000	52,518,690	3.3.1)	HDPE Pipe Dia. 250mm	m	5,300	9,160	48,548,000	
							3.3.2)	Isolation Valve Dia 250mm	no	6	262,000	1,572,000	
3.5)	HDPE Pipe Dia. 110	m	25,000	28	700,000	75,026,700	3.3.3)	Flange End Dia. 250mm	no	10	37,800	378,000	
							3.4.1)	HDPE Pipe Dia. 200mm	m	4,543	7,280	33,073,040	
3.6)	HDPE Pipe Dia. 90	m	13,000	25	325,000	34,833,825	3.4.2)	Isolation Valve Dia 200mm	no	11	175,000	1,925,000	
							3.4.3)	Flange End Dia. 200mm	no	22	25,200	554,400	
3.7)	HDPE Pipe Dia. 65	m	9,000	20	180,000	19,292,580	3.5.1)	HDPE Pipe Dia. 150mm	m	4,932	4,670	23,032,440	
							3.5.2)	Isolation Valve Dia 150mm	no	9	158,000	1,422,000	
3.8)	Fitting, valves and fire hydrants (30%)	LS	1		777,000	83,279,637	3.5.3)	Flange End Dia. 150mm	no	14	17,200	240,800	
3.9)	Extraworks such as sheeting (20%)	LS	1		518,000	55,519,758	3.6.1)	HDPE Pipe Dia. 125mm	m	8,736	4,240	37,040,640	

Review of Construction Cost of Khachmaz

US$= ¥107.1810

(A) SAPROF							(B) SAPI						(B) - (A)
Component		Unit	Quantity	unit Price	Amount		Component		Unit	Quantity	Unit Price	Amount	
				(US$)	(US$)	Yen					Yen	Yen	Yen
							3.6.2)	Isolation Valve Dia 125mm	no	20	131,000	2,620,000	
							3.6.3)	Flange End Dia. 125mm	no	32	13,200	422,400	
							3.7.1)	HDPE Pipe Dia. 100mm	m	30,386	3,660	111,212,760	
							3.7.2)	Isolation Valve Dia 100mm	no	106	113,000	11,978,000	
							3.7.3)	Flange End Dia. 100mm	no	217	9,160	1,987,720	
							3.8.1)	HDPE Pipe Dia. 80mm	m	88,986	3,350	298,103,100	
							3.8.2)	Isolation Valve Dia 80mm	no	226	102,000	23,052,000	
							3.8.3)	Flange End Dia. 80mm	no	520	7,370	3,832,400	
							3.9)	Hydrant	no	717	125,000	89,625,000	
							3.10)	Pressure test Dia 300mm~	m	8,289	160	1,326,240	
							3.11)	Pressure test Dia 200~300mm	m	9,843	90	885,870	
							3.11)	Pressure test Dia 80~200mm	m	133,040	50	6,652,000	
	Sub Total	m	81,000		3,886,000	416,505,366		Sub Total	m	145,046		728,314,510	311,809,144
Total of Pipeline Construction					**9,204,000**	**986,493,924**	**Total of Pipeline Construction**					**907,524,310**	-78,969,614
House Connection							**House Connection**						
1)	Water meters						1)	Water meters					
1.1)	Domestic water meters	nos	11,023	20	220,460	23,629,123	1.1)	Domestic water meters 3m3/h	nos	11,023	2,500	23,629,123	
1.2)	Non-Domestic water meters	nos	250	40	10,000	1,071,810	1.2)	Non-Domestic water meters 20m3/h	nos	250	14,000	1,071,810	
	Sub Total				230,460	24,700,933		Sub Total				24,700,933	0
2)	House connection pipes						2)	House connection pipes, branch equipment, meter box					
2.1)	Pipes and couplings for domestic	sets	11,023	15	165,345	17,721,842	2.1)	Pipes, branch equipment, meter box valve	sets	11,023	7,000	77,161,000	
2.2)	Pipes and couplings for non-domestic	sets	250	30	7,500	803,858	2.2)	Pipes and couplings for non-domestic	sets	250	20,000	803,858	
	Sub Total				172,845	18,525,700		Sub Total				77,964,858	59,439,158
Total of House Connection					**403,305**	**43,226,633**	**Total of House Connection**					**102,665,791**	59,439,158
	Grand Total				**13,152,405**	**1,409,687,920**		**Grand Total**				**1,366,282,678**	-43,405,242

Appendix 7-4

Review of Construction Cost of Gusar

US$= ¥107.1810

(A) SAPROF							(B) SAPI						(B) - (A)
	Component	Unit	Quantity	unit Price	Amount			Component	Unit	Quantity	Unit Price	Amount	
				(US$)	(US$)	Yen					Yen	Yen	Yen
	Facility Construction							**Facility Construction**					
1)	Intake Facility-1						1)	Intake Facility-1					
1.1)	Civil works	LS	1		100,000	10,718,100	1.1)	Shaft for collection pipe (100m pitch)	shaft	15	980,000	14,700,000	
1.2)	Perforated collecting pipe	m	1,000	150	150,000	16,077,150	1.2)	Perforated collecting pipe ϕ 500mm	m	1,500	51,000	76,500,000	
1.3)	Miscellaneous works (20%)	LS	1		50,000	5,359,050							
	Sub Total				300,000	32,154,300		Sub Total				91,200,000	59,045,700
2)	Pump station						2)	Pump station					
2.1)	Civil and building works	nos	1	72,000	72,000	7,717,032							
2.2)	Centrifugal pumps 22kW 3+1unit	nos	4	18,000	72,000	7,717,032							
2.3)	Electrical facilities	LS	1		2,900	310,825							
2.4)	Mechanical facilities	LS				0							
2.5)	Miscellaneous works	LS				0							
	Sub Total				146,900	15,744,889		Sub Total				0	-15,744,889
3)	Distribution reservoir (5,000m3)						3)	Distribution reservoir					
3.1)	Civil works	no	1	760,000	760,000	81,457,560	3.1.1)	Reservoir 1,000m3 Civil works	no	4	28,400,000	113,600,000	
3.2)	Mechanical works	no	1	81,000	81,000	8,681,661	3.1.2)	Reservoir 1,000m3 Mechanical (10%)	LS	1		11,360,000	
3.3)	Miscellaneous works	LS	1		84,100	9,013,922	3.1.3)	Reservoir 1,000m3 Miscellaneous (5%	LS	1		5,680,000	
							3.2.1)	Reservoir 700m3 Civil works	no	2	25,500,000	51,000,000	
							3.2.2)	Reservoir 700m3 Mechanical (10%)	LS	1		5,100,000	
							3.2.3)	Reservoir 700m3 Miscellaneous (5%)	LS	1		2,550,000	
							3.3.1)	Reservoir 500m3 Civil works	no	2	21,700,000	43,400,000	
							3.3.2)	Reservoir 500m3 Mechanical (10%)	LS	1		4,340,000	
							3.3.3)	Reservoir 500m3 Miscellaneous (5%)	LS	1		2,170,000	
	Sub Total				925,100	99,153,143		Sub Total				239,200,000	140,046,857
4)	Disinfection facilities						4)	Disinfection facilities					
4.1)	Mechanical works	unit	1	40,000	40,000	4,287,240	4.1)	Mechanical works	unit	4	4,287,240	17,148,960	
4.2)	Miscellaneous works	LS	1		4,000	428,724	4.2)	Miscellaneous works (10%)	LS	1		1,714,896	
	Sub Total				44,000	4,715,964		Sub Total				18,863,856	14,147,892
5)	Administration building						5)	Administration building					
5.1)	Civil and building works	no	1	250,000	250,000	26,795,250	5.1)	Civil and building works	no	1	26,795,250	26,795,250	
5.2)	Architectual & office equipment	no	1	120,000	120,000	12,861,720	5.2)	Architectual & office equipment	no	1	12,861,720	12,861,720	

Review of Construction Cost of Gusar

US$= ¥107.1810

(A) SAPROF							(B) SAPI						(B) - (A)
	Component	Unit	Quantity	unit Price	Amount			Component	Unit	Quantity	Unit Price	Amount	
				(US$)	(US$)	Yen					Yen	Yen	Yen
5.3)	Laboratory equipment	no	1	100,000	100,000	10,718,100	5.3)	Laboratory equipment	no	1	10,718,100	10,718,100	
5.4)	Miscellaneous works	LS	1		47,000	5,037,507	5.4)	Miscellaneous works	LS	1		5,037,507	
	Sub Total				517,000	55,412,577		Sub Total				55,412,577	0
	Total of Facility Construction				**1,933,000**	**207,180,873**		**Total of Facility Construction**				**404,676,433**	197,495,560
	Pipeline Construction							**Pipeline Construction**					
1)	Raw water transmission pipelines						1)	Raw water transmission pipelines					
1.1)	Pipe Dia. 350mm (HDPE)	m	1,000	94	94,000	10,075,014							
1.2)	Fittings and valves (15%)	LS	1		14,000	1,500,534							
1.3)	Extraworks such as sheeting (20%)	LS	1		19,000	2,036,439							
	Sub Total				127,000	13,611,987		Sub Total				0	-13,611,987
2)	Clean water transmission pipelines						2)	Clean water transmission pipelines					
2.1)	Intake to Reservoir Pipe Dia. 350mm (HDPE)	m	10,000	94	940,000	100,750,140	2.1.1)	Pipe Dia. 400mm (GRP)	m	14,933	13,100	195,622,300	
2.2)	Fittings and valves (15%)	LS	1		0	0	2.1.2)	Isolation Valve Dia 400mm	no	6	552,000	3,312,000	
2.3)	Extraworks such as sheeting (20%)	LS	1		0	0	2.1.3)	Air Valve 400 x 75mm	no	6	349,000	2,094,000	
							2.1.4)	Wash out 400mm x 75mm	no	6	208,000	1,248,000	
							2.2.1)	Pipe Dia. 140mm (HDPE)	m	4,681	2,950	13,808,950	
							2.2.2)	Isolation Valve Dia 140mm	no	2	144,000	288,000	
							2.2.3)	Air Valve 140 x 75mm	no	2	173,000	346,000	
							2.2.4)	Wash out 140mm x 75mm	no	2	110,000	220,000	
							2.3.1)	Pipe Dia. 200mm (HDPE)	m	279	5,390	1,503,810	
							2.3.2)	Isolation Valve Dia 200mm	no	1	175,000	175,000	
							2.3.3)	Air Valve 200 x 75mm	no	1	178,000	178,000	
							2.3.4)	Wash out 200mm x 75mm	no	1	116,000	116,000	
							2.4.1)	Pipe Dia. 180mm (HDPE)	m	2,443	3,470	8,477,210	
							2.4.2)	Isolation Valve Dia 180mm		1	158,000	158,000	
							2.4.3)	Air Valve 180 x 75mm		1	174,000	174,000	
							2.4.4)	Wash out 180mm x 75mm		1	112,000	112,000	
	Sub Total				940,000	100,750,140		Sub Total				227,833,270	127,083,130
3)	Primary distribution mains						3)	Primary distribution mains					
3.1)	Reservoir to Gusar Pipe Dia. 350mm (HDPE)	m	3,000	94	282,000	30,225,042							
3.2)	Fitting, valves and fire hydrants (25%)	LS	1		71,000	7,609,851							

Review of Construction Cost of Gusar

US$= ¥107.1810

(A) SAPROF							(B) SAPI						(B) - (A)
	Component	Unit	Quantity	unit Price	Amount			Component	Unit	Quantity	Unit Price	Amount	
				(US$)	(US$)	Yen					Yen	Yen	Yen
3.3)	Extraworks such as sheeting (20%)	LS	1		56,000	6,002,136							
	Sub Total				409,000	43,837,029		Sub Total				0	-43,837,029
4)	Distribution networks						4)	Distribution networks					
4.1)	HDPE Pipe Dia. 280	m	1,000	59	59,000	6,323,679	4.1.1)	HDPE Pipe Dia. 300mm	m	412	11,900	4,902,800	
							4.1.2)	Isolation Valve Dia 300mm	no	1	350,000	350,000	
4.2)	HDPE Pipe Dia. 200	m	3,000	51	153,000	16,398,693	4.1.3)	Flange End Dia. 300mm	no	1	69,000	69,000	
							4.2.1)	HDPE Pipe Dia. 250mm	m	1,965	9,160	17,999,400	
4.3)	HDPE Pipe Dia. 160	m	5,000	39	195,000	20,900,295	4.2.2)	Isolation Valve Dia 250mm	no	2	262,000	524,000	
							4.2.3)	Flange End Dia. 250mm	no	4	37,800	151,200	
4.4)	HDPE Pipe Dia. 140	m	8,000	35	280,000	30,010,680	4.3.1)	HDPE Pipe Dia. 200mm	m	6,077	7,280	44,240,560	
							4.3.2)	Isolation Valve Dia 200mm	no	10	175,000	1,750,000	
4.5)	HDPE Pipe Dia. 110	m	10,000	28	280,000	30,010,680	4.3.3)	Flange End Dia. 200mm	no	18	25,200	453,600	
							4.4.1)	HDPE Pipe Dia. 150mm	m	6,210	4,670	29,000,700	
4.6)	HDPE Pipe Dia. 90	m	10,000	25	250,000	26,795,250	4.4.2)	Isolation Valve Dia 150mm	no	8	158,000	1,264,000	
							4.4.3)	Flange End Dia. 150mm	no	16	17,200	275,200	
4.7)	HDPE Pipe Dia. 65	m	6,000	20	120,000	12,861,720	4.5.1)	HDPE Pipe Dia. 125mm	m	9,677	4,240	41,030,480	
							4.5.2)	Isolation Valve Dia 125mm	no	12	131,000	1,572,000	
4.8)	Fitting, valves and fire hydrants (30%)	LS	1		401,000	42,979,581	4.5.3)	Flange End Dia. 125mm	no	24	13,200	316,800	
4.9)	Extraworks such as sheeting (20%)	LS	1		267,000	28,617,327	4.6.1)	HDPE Pipe Dia. 100mm	m	10,635	3,660	38,924,100	
							4.6.2)	Isolation Valve Dia 100mm	no	37	113,000	4,181,000	
							4.6.3)	Flange End Dia. 100mm	no	76	9,160	696,160	
							4.7.1)	HDPE Pipe Dia. 80mm	m	49,960	3,350	167,366,000	
							4.7.1)	Isolation Valve Dia 80mm	no	127	102,000	12,954,000	
							4.7.1)	Flange End Dia. 80mm	no	292	7,370	2,152,040	
							4.8)	Hydrant	no	647	125,000	80,875,000	
							4.9)	Pressure test Dia 300mm~	m	412	160	65,920	
							4.10)	Pressure test Dia 200~300mm	m	8,042	90	723,780	
							4.11)	Pressure test Dia 80~200mm	m	76,482	50	3,824,100	
	Sub Total	m	43,000		2,005,000	214,897,905		Sub Total	m	84,936		455,661,840	240,763,935
	Total of Pipeline Construction				**3,481,000**	**373,097,061**		**Total of Pipeline Construction**				**683,495,110**	310,398,049

Review of Construction Cost of Gusar

US$= ¥107.1810

(A) SAPROF							(B) SAPI						(B) - (A)
Component		Unit	Quantity	unit Price	Amount		Component		Unit	Quantity	Unit Price	Amount	
				(US$)	(US$)	Yen					Yen	Yen	Yen
House Connection							**House Connection**						
1)	Water meters						1)	Water meters					
1.1)	Domestic water meters	nos	5,305	20	106,100	11,371,904	1.1)	Domestic water meters	nos	5,305	2,500	13,262,500	
1.2)	Non-Domestic water meters	nos	250	40	10,000	1,071,810	1.2)	Non-Domestic water meters	nos	250	14,000	3,500,000	
	Sub Total				116,100	12,443,714		Sub Total				16,762,500	4,318,786
2)	House connection pipes						2)	House connection pipes					
2.1)	Pipes and couplings for domestic	sets	5,305	15	79,575	8,528,928	2.1)	Pipes and couplings for domestic	sets	5,305	7,000	37,135,000	
2.2)	Pipes and couplings for non-domestic	sets	250	30	7,500	803,858	2.2)	Pipes and couplings for non-domestic	sets	250	20,000	5,000,000	
	Sub Total				87,075	9,332,786		Sub Total				42,135,000	32,802,214
Total of House Connection					**203,175**	**21,776,500**	**Total of House Connection**					**58,897,500**	37,121,000
	Grand Total				**5,617,175**	**602,054,434**		**Grand Total**				**1,147,069,043**	545,014,609