

## **APPENDIX-6**

### **RESULT OF TRAFFIC SURVEY**

**AEP CONSULTANTS, INC.**

# **FINAL REPORT OF THE PHASES**

**FOR THE SUCCESSFUL IMPLEMENTATION OF THE CONTRACT  
“MASTER PLAN STUDY ON URBAN FACILITIES RESTORATION AND  
IMPROVEMENT IN MONROVIA”**

---

*THE MASTER PLAN STUDY ON URBAN FACILITIES  
RESTORATION AND IMPROVEMENT IN MONROVIA  
PROJECT IN  
TRAFFIC SURVEY*

**CLIENT: JAPAN INTERNATIONAL COOPERATION AGENCY (JICA)**

**PREPARED BY:** Engr. Adam P. Konneh Project Coordinator and Assistant Project Manager  
AEP Consultants Dillon Building (2<sup>nd</sup> Floor) King Sao Bossa (Front) Street, Monrovia-Liberia

# **TABLE OF CONTENTS**

## **1. COVERING PAGE**

## **2. TABLE OF CONTENTS**

## **3. INTRODUCTION AND BACKGROUND**

- i. GENERAL
- ii. SPECIFICS

## **4. OBJECTIVES**

- i. GENERAL
- ii. SPECIFIC

## **5. METHODOLOGY OF IMPLEMENTATION**

- i. PLANNING
- ii. TRAINING
- iii. PRE-TESTING
- iv. SURVEYING
- v. DATA COLLECTION AND PROCESSING

## **6. SCOPE OF WORK**

- i. PHASE-1
- ii. PHASE-2

## **7. CONCLUSION AND RECOMMENDATION**

## **8. APPENDIX**

### 3. INTRODUCTION/ BACKGROUND

#### i. GENERAL

This report documents the day to day activities carried out by AEP Consultants for the successful implementation of studies that form part of the Master Plan Study on Urban Facilities Restoration and Improvement in Monrovia Project, Republic of Liberia.

The project was initiated upon the request of the Government of Liberia to the Government of Japan to conduct the Master Plan Study on Urban Facilities Restoration and Improvement in Monrovia so as to develop a 10(ten)-year Master Plan including a 5(five)-year Restoration Plan on urban facilities and to carry out relevant transfer of technology to Liberian.

Accordingly, Yachiyo Engineering CO. Ltd (YEC) and Katahira & Engineers International (KEI) made up of a study team hereinafter referred to as the Japan International Cooperation Agency (JICA), an official agency responsible for the technical implementation and cooperation of programs of the Government of Japan was given the mandate to undertake the master plan study. JICA subsequently contracted the services of AEP Consultants of Liberia for the implementation.

The methodology employed for the implementation of this project consists of four stages as follow:

1. The first stage covered meetings and strategic designs and plans.
2. The second stage covered the training of surveyors which was carried out in groups with respect to their areas of survey that were scheduled for specific dates as contained in the details report.
3. The third stage covered dispatching of surveyors to their various areas of assignment for the survey
4. The last stage has to do with the collection and processing of data and finally submission of survey report.

The information contained in this report is based on details of data collected from the site surveys which preceded an intensive three-day training which covered but not limited to TRAFFIC SURVEY.

The survey project staff is as follows:

- |   |                   |
|---|-------------------|
| 1. Project Manager-----                     | Sylvanus O'Connor |
| 2. Project Coordinator-----                 | Adam Konneh       |
| 3. Survey Supervisor (Traffic Survey) ----- | Sekou Konneh      |

ii. SPECIFICS

TRAFFIC SURVEY

The Traffic Survey consists of the followings:

- A. Screen Line Survey
- B. Cordon Line Survey
- C. Traffic Count Survey
- D. Travel Speed Survey

The Traffic Survey was carried out over fifteen (15) calendar days by 28 well-trained traffic surveyors. The Traffic Survey was conducted at the following survey point of locations.

A. SCREEN LINE SURVEY

<u>LOCATION</u>	<u>TIME REQUIRED AND EXECUTED</u>	<u>DATE OF COMPLETION</u>
1. Johnson Street Bridge	24hrs. morning, afternoon, evening	Monday, Feb 16, 2009
2. TB Annex Tubman Blvd	24hrs. morning, afternoon, evening	Thursday, Feb 5, 2009

B. CORDON LINE COUNTING AND INTERVIEW SURVEY

<u>LOCATION</u>	<u>TIME REQUIRED AND EXECUTED</u>	<u>DATE OF COMPLETION</u>
1a. St. Paul Bridge UN Drive	24hrs. counting	Tuesday, Feb. 10, 2009
1b. Interview	12hrs. Interview (repeated)	Thursday, March 19, 2009
2a. Gbengbar's Town (RIA Highway)	24hrs. counting	Tuesday, Feb. 10, 2009
2b. Interview	12hrs. Interview (repeated)	Thursday, March 19, 2009
3a. Mount Barclay (Kakata Highway)	24hrs. counting	Thursday, Feb 12, 2009
3b. Interview	12hrs. Interview (repeated)	Thursday, March 19, 2009

C. TRAFFIC COUNT SURVEY

<u>LOCATION</u>	<u>TIME REQUIRED AND EXECUTED</u>	<u>DATE OF COMPLETION</u>
1. Stockton Creek Bridge Somalia Drive	24hrs.	Wednesday, Feb. 4, 2009
2. Double Bridge Somalia Drive	24hrs.	Thursday, Feb. 5, 2009
3. Cellcom Horton Avenue Bypass	24hrs.	Friday, Feb. 6, 2009

4. Fish Market Tubman Blvd	24hrs.	Monday, Feb. 16,2009
5. Caldwell Bridge	12hrs.	Wednesday, Feb. 4,2009
6. Free Port Junction UN Drive	12hrs.	Friday, Feb. 13,2009
7. UNMIL Green House Tubman Blvd	12hrs.	Thursday, Feb. 5,2009
8. Plunker Russell (repeated)	12hrs.	Thursday , March 19, 2009
9. Old Road Junction @ Nigeria House	12hrs.	Friday, Feb. 13, 2009
10. Victory Chapel Somalia Drive Paynesville	12hrs.	Tuesday, Feb. 10,2009
11. Chocolate City Junction Somalia Drive	12hrs.	Monday, Feb. 9,2009
12. Barnersville Junction Somalia Drive	12hrs.	Monday, Feb.9,2009

#### D. TRAVEL SPEED SURVEY

<u>LOCATION</u>	<u>TIME REQUIRED AND EXECUTED</u>	<u>DATE OF COMPLETION</u>
1a. St. Paul Bridge-Johnson Street	morning, afternoon, evening	Monday, Feb. 9,2009
1b. Johnson Street-St. Paul Bridge	morning , afternoon, evening	Monday, Feb. 9,2009
2a. Free Port -Red Light	morning, afternoon, evening	Thursday, Feb.12, 2009
2b. Red Light-Free Port	morning, afternoon, evening	Thursday, Feb. 12, 2009
3a. Red Light - Old Road Catholic	morning, afternoon, evening	Monday, Feb.16, 2009
3b. Old Road Catholic -Red Light	morning, afternoon, evening	Monday, Feb. 16, 2009
4a. Old Road-Broad/Mechlin Street	morning, afternoon, evening	Monday, Feb. 16, 2009
4b. Broad/Mechlin-Old Road	morning, afternoon, evening	Thursday, Feb. 19,2009
5a. ELWA Junction-Gbengbar's Town	morning, afternoon, evening	Tuesday, Feb. 17,2009
5b. Gbengbar's Town-ELWA Junction	morning, afternoon, evening	Tuesday ,Feb. 19,2009

#### 4. OBJECTIVES

##### i. GENERAL OBJECTIVES

The general objective of the study is to formulate a 10 -year Master Plan for the development of roads within Greater Monrovia and its environs and 5 years Master plan on urban facilities restoration, by taking into consideration the existing land use plan. The formulated Master plan shall cover the road network and public transportation system.

The results or survey data of the study must reveal the existing transportation problems and must offer most of the fundamental facts which are essential in the formulation of economic plans for the improvement of the Monrovia urban transport system.

## ii. SPECIFIC OBJECTIVES

The data generated from the study of Cordon Line Interview covered the type of vehicle from which 10% of the traffic volume samples shall be interviewed at random for 12 hours. Samples collected from the Traffic Count Survey, Cordon Line Survey and Screen Line Survey shall be compared to that of the Cordon Line Interview to formulate conclusion about traffic density of Monrovia and its surroundings. Similarly, the data generated from the Travel speed shall give insight into the road condition, traffic congestion and other devices that impede traffic flow in Monrovia.

Attributes such as number of samples of the type of vehicles, travel speed level, upstream and downstream traffic flow, income, car ownership and description of commodity shall be used to obtain the existing conditions of the roads and the movement of people in and out of Monrovia. The data shall give a clear picture on the ability of people to move from one place to another within Monrovia and its environs. Based on these findings, the Master Plan shall be formulated.

## 5. METHODOLOGY OF IMPLEMENTATION

The methodology employed for the execution of this project includes strategic plans which covered meetings, preparation of master work plan, schedule for the training of surveyors, signing of sub-contracts with the surveyors and supervisors.

The Cordon Line Survey was implemented through direct questioning of vehicle drivers with sufficient competence to accurately answer question about their origin and destination, type of commodity on the vehicle and the purpose of the trip.

Police officers from the Liberian National Police were deployed at the points of the study. The police officers were informed in advance about the motives of the survey. Sample of the questionnaire papers was given to the police officers a day before the survey and the interview was done on the following day.

The traffic surveyors for Traffic Count Survey, Screen Line Survey, Cordon Line Survey and Travel Speed Survey were deployed before the time of the survey. Weekly survey dates covered Monday through Friday, excluding holidays. The methodology employed consisted of the following:

- i. planning
- ii. training

iii. pre-testing

iv. surveying

i. PLANNING

Planning was the first stage of the strategies employed in the execution of the project. This included signing of contracts with the surveyors and supervisors (facilitators) for the master plan study, preparation of work schedule, meetings schedule, training schedule and data collection and reporting schedules. See schedules in the appendix:

ii. TRAINING

The schedule for the training implementation followed the below patterns. It all started with the sequential three -day intensive training and testing of one hundred and six surveyors from which eighty-six successful candidates were selected for the actual survey and processing of data for the Master Plan Study.

TRAFFIC SURVEYORS TRAINING REPORT

Date: January 21, 2009

Time: 10:00am to 4:00pm

Training Course: Traffic Count/Travel Speed/Cordon/Screen Line Survey

Tutor/Facilitators: Mr. Sekou Konneh (Head)

Mr. Adam Konneh ( Project Coordinator)

Chief Observer: Mr. Masazumi Ono (JICA)

No. of Participants: Thirty -five (35)

ACTIVITIES:

1. The Traffic Count Survey training was conducted successfully following the steps in the training schedule.



### iii. PRE-TESTING

#### TRAFFIC SURVEY SURVEYORS TRAINING PRE-TESTING

Date: January 28, 2009  
Time: 6:00am to 6:00am  
Pre- Testing: Cordon and Screen Lines Survey, Traffic Count Survey, Travel Speed Survey  
Tutor/Facilitators: Mr. Adam Konneh (Head, Project Coordinator)  
Chief Observer: Mr. Masazumi Ono (JICA)  
No. of Participants: One hundred and six (106)

#### ACTIVITIES

1. The Traffic Survey was carried out at the following points:
  - Johnson Street Bridge Screen Lines
  - Mount Barclay Cordon Lines Count and Interview
  - Paynesville Victory Chapel Traffic Count
  - Free Port-Red light (Somalia Drive) Travel speed.

Spot checks were made by the Project Coordinator Mr. Adam Konneh. The Surveyors' Supervisor Mr. Sekou Konneh maintained regular monitoring of activities of the surveyors to ensure that the planned activities and procedures established for the survey were followed

### iv. SURVEYING

The actual survey activities for the project were designed by Engineer Adam Konneh (Project Coordinator) in consultation with Mr. Sylvanus O'Connor (Project Manager) and the Survey Supervisor with respect to time, scope of work and efficiency. The number of workers (surveyors) and work load required for 8 working hours were all spelled out in charts. The activity plan was submitted to JICA and approval was obtained for its use. A contract was signed with each surveyor separately, indicating their responsibilities and time for payment. Each surveyor was given an ID card for the project.

## V. DATA COLLECTION AND PROCESSING

The survey data collected by the surveyors was delivered to the Survey Coordinator (Supervisor) who checked and subsequently submitted the data to the data base clerk for processing. The data processing team (data clerks) comprised of six well trained data processors and analyzers contracted to carry out the data input process. The processed data (electronic copy which could not be included in his report because of its volume) was submitted to JICA.

### 6. SCOPE OF WORK

#### i. PHASE-1

##### PREPARATION OF SURVEY FORMS

The scope of work as described in the specific introduction was carried out in phases. The first phase consists of the preparation and distributions of the actual survey forms to the surveyors. Thirty-eight thousand (38,000) survey forms were prepared and distributed to the surveyors.

See sample forms for the survey in appendix.

#### ii. PHASE-2

##### THE SURVEY WORK

The second phase covered the day to day survey scope of work done. This is the actual field surveys that led to the gathering of data that have been propounded for the formulation of the Master Plan. See the work done description as followed:

##### TRAFFIC SURVEYORS SURVEY REPORT

Date: Wednesday, February 4, 2009

Survey: Cordon and Screen Lines Survey, Traffic count survey, Travel Speed survey,

Supervisors: Mr. Adam Konneh (Head, Project Coordinator)

Mr. Sekou Konneh Traffic Survey Supervisor.

Chief Observer: Mr. Ono (JICA)

No. of surveyors: Twenty-eight (28)

**ACTIVITIES:**

1. The Traffic Survey was carried out at the following points:

**TRAFFIC COUNT SURVEY**

-Stockton Creek Bridge-

-Double Bridge

-Cellcom/Horton Avenue Bye-pass

-Caldwell Junction

There was no Cordon line Interview Survey reported

There was no Travel Speed Study report

The activities were monitored by the Project Coordinator Mr. Adam Konneh and Supervisor Mr. Sekou Konneh.

**TRAFFIC SURVEYORS RE- SURVEY REPORT**

Date: Thursday, March 19, 2009

Survey: Cordon Line Interview Survey, Traffic Count Survey

Supervisors: Mr. Adam Konneh (Head, Project Coordinator)

Chief Observer: Mr. Shuichi Yashiro (JICA)

No. of surveyors: Twenty-eight (28)

**ACTIVITIES:**

Repeat surveys (of Cordon Line Interview and Traffic Count as requested by JICA representative Mr. Shuichi Yashiro) were carried out at the following locations where there were problems with the samples that were generated during the previous survey:

1. Cordon Line Interview Re-survey was successfully carried out at the following stations:

-Gbengbar's Town at ELWA Police Station ( Zone-3 Deport-5) RIA Highway

-ST. Paul Bridge at Tweh Farm Police station (Zone-1 Deport-3) UN Drive

**-Mount Barclay Police Station (Zone-3 Deport-2) Kakata Highway**

**2. Traffic Count at Plunkers Russell Avenue (TC8) was successfully done because the rehabilitation of the Jallah Town Road had been completed and the actual flow of traffic could be determined.**

**The following chart details the number of samples and results generated on daily basis for the Traffic Survey.**

**TRAFFIC SURVEY WORK IMPLEMENTATION CHART FOR THE MASTER PLAN  
STUDY ON URBAN FACILITIES RESTORATION AND IMPROVEMENT IN MONROVIA PROJECT**

SCREEN LINE SURVEY LOCATIONS	TIME	NO. OF SHIFT	NO. OF PERSON PER SHIFT	TOTAL NO. OF PERSON	VEH. SAMPLE RESULTS	DATE OF COMPLETION	REMARKS
1 JOHNSON STREET BRIDGE	24HRS	3	4	12	48,127 vehicles	Monday, Feb. 9, 2009 completed	
2 TB ANNEX	24HRS	3	4	12	44,123 vehicles	Monday, Feb. 9, 2009 completed	
<b>B</b> CORDON LINE COUNT LOCATIONS	TIME	NO. OF SHIFT	NO. OF PERSON PER SHIFT	TOTAL NO. OF PERSONS			
1 ST. PAUL BRIDGE	24HRS	3	4	12	11,831 vehicles	Tuesday, Feb. 10, 2009 completed	
2 BEENBERG'S TOWN	24HRS	3	4	12	10,520 vehicles	Tuesday, Feb. 10, 2009 completed	
3 MOUNT BARCLAY Check Point	24HRS	3	4	12	6,988 vehicles	Thursday, Feb. 12, 2009 completed	
<b>C</b> CORDON LINE INTERVIEW LOCATIONS	TIME	NO. OF SHIFT	NO. OF PERSON PER SHIFT	TOTAL NO. OF PERSONS			
1 ST. PAUL BRIDGE	12HRS	-	-	8	1,151 vehicles	Wednesday, Feb. 4, 2009 completed	RE-SURVEYED THURSDAY, MARCH 19, 2009
2 BEENBERG'S TOWN	12HRS	-	-	8	1,060 vehicles	Tuesday, Feb. 10, 2009 completed	RE-SURVEYED THURSDAY, MARCH 19, 2009
3 MOUNT BARCLAY CHECK POINT	12HRS	-	-	8	798 vehicles	Thursday, Feb. 12, 2009 completed	RE-SURVEYED THURSDAY, MARCH 19, 2009

**TRAFFIC SURVEY WORK IMPLEMENTATION CHART FOR THE MASTER PLAN  
STUDY ON URBAN FACILITIES RESTORATION AND IMPROVEMENT IN MONROVIA PROJECT**

<b>A</b>	<b>TRAFFIC COUNT LOCATIONS</b>	<b>TIME</b>	<b>NO. OF SHIFT</b>	<b>NO. OF PERSON PER SHIFT</b>	<b>TOTAL NO. OF PERSONS</b>	<b>VEH. SAMPLE RESULTS</b>	<b>DATE OF COMPLETION</b>	<b>REMARKS</b>
1	STOCKTON CREEK	24HRS	3	4	12	40,090 samples	Feb. 4, 2009 complete	
2	DOUBLE BRIDGE	24HRS	3	4	12	39,282 samples	Feb. 4, 2009 complete	
3	CELLCOM/HURTON	24HRS	3	4	12	45,920 samples	Feb. 4, 2009 complete	
4	FISH MARKET	24HRS	3	4	12	43,040 samples	Feb. 4, 2009 complete	
<b>B</b>								
5	GALDWELL BRIDGE	12HRS	-	-	4	11,495 samples	Feb. 4, 2009 complete	
6	FREE PORT JUNCTION	12HRS	-	-	4	45,575 samples	Feb. 5, 2009 complete	
7	GREEN HOUSE UNMIL	12HRS	-	-	4	30,846 samples	Feb. 5, 2009 complete	
8	SHALKS JUNCTION AIR-FIELD FOR PLUNKER RUSSELL AVENUE	12HRS	-	-	4	16,052 samples	TUESDAY, FEBRUARY 17, 2009	RE-SURVEYED AT PLUNKER RUSSELL AVENUE THURSDAY MARCH 19, 2009
9	OLD ROAD/MI. HOUSE	12HRS	-	-	4	38,203 samples	Feb. 5, 2009 complete	
10	VICTORY CHAP PAYNES	12HRS	-	-	4	31,738 samples	Feb. 10, 2009	
11	CHOCOLATE CITY JUNCTION	12HRS	-	-	4	13,055 samples	Feb. 17, 2009 complete	
12	BARBERSVILLE ESTATE JUNCTION	12HRS	-	-	4	13,389 samples	Feb. 17, 2009 complete	

**TRAFFIC COUNT FINAL PROGRESS REPORT**

**TRAFFIC SURVEY WORK IMPLEMENTATION CHART FOR THE MASTER PLAN  
STUDY ON URBAN FACILITIES RESTORATION AND IMPROVEMENT IN MONROVIA PROJECT**

TRAVEL SPEED SURVEY LOCATIONS	TIME	NO. OF VEH	NO. OF GALS	TOTAL NO. OF PERSONS	DATE OF COMPLETION	REMARKS
1 ST. PAUL BRIDGE-JOHNSON STREET BRIDGE	7-10,1-4,5-7	1	6	2	Monday, Feb 9, 2009 completed	
2 JOHNSON STREET BRIDGE-ST. PAUL BRIDGE	7-10,1-4,5-7	1	6	2	Monday, Feb 7, 2009 completed	
3 FREE PORT - REDLIGHT	7-10,1-4,5-7	1	8	2	Thursday, Feb 12, 2009 completed	
4 RED LIGHT-FREEPORT	7-10,1-4,5-7	1	8	2	Thursday, Feb 12, 2009 completed	
5 RED LIGHT-OLD ROAD CATHOLIC JUNCTION	7-10,1-4,5-7	1	6	2	Tuesday, Feb 17, 2009 completed	
6 OLD ROAD CATHOLIC - JUNCTION-REDLIGHT	7-10,1-4,5-7	1	6	2	Tuesday, Feb 17, 2009 completed	
7 OLD ROAD-BROAD/MECYLINE STREET	7-10,1-4,5-7	1	6	2	Thursday, Feb 19, 2009 completed	
8 BROAD/MECYLINE STREET-OLD ROAD	7-10,1-4,5-7	1	6	2	Thursday, Feb 19, 2009	
9 ELWA JUNCTION-GBENBAR'S TOWN	7-10,1-4,5-7	1	5	2	Thursday, Feb 19, 2009	
10 GBENBAR'S TOWN-ELWA JUNCTION	7-10,1-4,5-7	1	5	2	Thursday, Feb 19, 2009	

TRAFFIC SPEED PROGRESS FINAL REPORT

## 7. CONCLUSION AND RECOMMENDATIONS

Technically, the results obtained in the survey are authentic for the fact that the survey was conducted by qualified statistic students of the University of Liberia. Almost all the Traffic Surveyors that were contracted to do the Traffic Survey were engineering students of the University of Liberia.


All the results that were gathered from the study have been processed into formatted data chart sheets from which general analysis and conclusion can be established.

The data processors (clerks) are those that had worked with NGOs that undertook similar data collection and processing assignments. Despite the experience background of the surveyors, the data was scrutinized, analyzed and corrections were carried out by both Mr. Shuichi Yashiro of JICA and Adam Konneh of AEP Consultant. Against this background, the following results are propounded for consideration in the formulation of the 10 years Master Plan for Urban Facilities Restoration and Improvement in Monrovia and to carry out the relevant transfer of Technology to Liberian.

The following recommendations are hereby noted for your consideration:

That future studies of this nature be allotted longer time frame because working facilities in Africa especially Liberia are very limited.

This document had been scrutinized and adjudged by the Project staff as follows:

Signed: 

Mr. Adam P. Konneh (Project Coordinator)

Assistant Project Manager AEP Consultants

  
Approved: \_\_\_\_\_

Mr. Syvanus O'Connor (Project Manager)

Managing Director/CEO AEP Consultants



## 8. APPENDIX

TRAFFIC SURVEYS FOR MP STUDY ON URBAN FACILITIES RESTORATION AND IMPROVEMENT IN MONROVIA												
Road No & Name		18	r's Town RIA Highway CL Count					Survey Date	2	10	2009	
Sta. No	Up + Down Stream	Time	Number of Vehicles									
		Duration	Sedan/ Pickup/ Wagon	Taxi	Mini Bus	Large Bus	Light Truck	Heavy Truck	Trailer	Motor bike	Bicycle	Total
18	Total	AM06:00-07:00	53	66	15	1	9	33	0	19	0	196
18	Total	AM07:00-08:00	220	380	20	1	22	40	2	8	2	695
18	Total	AM08:00-09:00	460	623	52	28	18	28	7	24	1	1,241
18	Total	AM09:00-10:00	366	619	28	47	10	26	5	15	3	1,119
18	Total	AM10:00-11:00	0	0	0	7	10	29	3	0	1	50
18	Total	AM11:00-12:00	428	528	18	7	10	26	5	8	1	1,031
18	Total	AM12:00-01:00	316	555	16	2	15	17	3	3	1	928
18	Total	PM01:00-02:00	210	303	14	3	10	15	2	1	0	558
18	Total	PM02:00-03:00	263	218	45	4	23	29	4	6	0	592
18	Total	PM03:00-04:00	286	345	22	1	18	17	3	4	2	698
18	Total	PM04:00-05:00	183	314	15	16	13	20	3	9	1	574
18	Total	PM05:00-06:00	241	222	10	9	4	20	6	7	0	519
18	Total	PM06:00-07:00	133	340	14	9	8	10	4	6	1	525
18	Total	PM07:00-08:00	168	296	7	0	0	6	4	2	0	483
18	Total	PM08:00-09:00	207	317	7	0	4	1	2	4	1	543
18	Total	PM09:00-10:00	173	178	2	1	4	7	4	8	0	377
18	Total	PM10:00-11:00	60	110	2	1	0	6	4	5	0	188
18	Total	PM11:00-12:00	37	43	0	0	0	0	1	14	0	95
18	Total	AM12:00-01:00	22	13	0	0	0	0	0	3	0	38
18	Total	AM01:00-02:00	8	3	0	0	0	0	0	0	0	11
18	Total	AM02:00-03:00	7	2	0	0	0	0	0	2	0	11
18	Total	AM03:00-04:00	8	2	0	0	0	0	0	0	0	10
18	Total	AM04:00-05:00	9	5	0	0	0	1	1	0	0	16
18	Total	AM05:00-06:00	8	9	1	0	0	0	2	2	0	22
18	Total	Total	3,866	5,491	288	137	178	331	65	150	14	10,520

TRAFFIC SURVEYS FOR MP STUDY ON URBAN FACILITIES RESTORATION AND IMPROVEMENT IN MONROVIA

Road No & Name		2	BARCLAY KAKATA HIGHWAY CL Counting 2					Survey Date		Feb	12	2009
Sta. No	Up + Down Stream	Time Duration	Number of Vehicles									
			Sedan/Pickup /Wagon	Taxi	Mini Bus	Large Bus	Light Truck	Heavy Truck	Trailer	Moterb ike	Bicycle	Total
2	Total	AM06:00-07:00	137	161	13	20	3	17	0	16	0	367
2	Total	AM07:00-08:00	146	195	0	0	3	7	0	28	1	380
2	Total	AM08:00-09:00	129	82	24	2	2	16	0	24	0	279
2	Total	AM09:00-10:00	206	265	42	6	10	16	0	23	0	568
2	Total	AM10:00-11:00	0	0	0	21	18	16	0	0	1	56
2	Total	AM11:00-12:00	212	185	44	34	18	47	0	20	0	560
2	Total	AM12:00-01:00	272	255	18	16	6	51	0	66	3	687
2	Total	PM01:00-02:00	211	254	30	27	4	32	1	32	3	594
2	Total	PM02:00-03:00	195	180	60	25	20	29	1	30	1	541
2	Total	PM03:00-04:00	110	109	40	22	5	8	0	15	3	312
2	Total	PM04:00-05:00	111	101	17	11	7	33	3	20	2	305
2	Total	PM05:00-06:00	110	119	24	7	12	8	0	32	4	316
2	Total	PM06:00-07:00	116	120	13	12	12	12	2	16	2	305
2	Total	PM07:00-08:00	95	77	8	2	6	3	0	15	0	206
2	Total	PM08:00-09:00	143	108	20	1	3	2	0	20	0	297
2	Total	PM09:00-10:00	98	76	18	2	3	0	0	6	0	203
2	Total	PM10:00-11:00	68	74	5	0	2	4	1	4	0	158
2	Total	PM11:00-12:00	57	66	3	0	4	2	1	2	0	135
2	Total	AM12:00-01:00	28	26	10	2	2	5	1	29	0	103
2	Total	AM01:00-02:00	36	29	4	1	0	0	2	3	0	75
2	Total	AM02:00-03:00	18	30	1	5	0	4	0	2	0	60
2	Total	AM03:00-04:00	66	50	8	0	4	1	1	16	0	146
2	Total	AM04:00-05:00	58	58	9	0	0	1	0	0	0	126
2	Total	AM05:00-06:00	64	89	17	5	9	4	1	0	0	189
2	Total	Total	2,686	2,709	428	221	153	318	14	419	20	6,968

TRAFFIC SURVEYS FOR MP STUDY ON URBAN FACILITIES RESTORATION AND IMPROVEMENT IN MONROVIA												
Road No & Name		1	ST. PAUL BRIDGE UN DRIVE CL. Counting 24hrs					Survey Date		2	10	2009
Sta. No.	Up + Down Stream	Time Duration	Number of Vehicles									Total
			Sednn/Pick up/Wagon	Taxi	Mini Bus	Large Bus	Light Truck	Heavy Truck	Trailer	Motorbi ke	Bicyclo	
1	Total	AM06:00-07:00	203	217	36	11	0	4	0	47	5	523
1	Total	AM07:00-08:00	122	311	14	9	2	5	0	140	9	612
1	Total	AM08:00-09:00	356	404	57	7	1	17	2	146	6	986
1	Total	AM09:00-10:00	416	355	45	3	10	21	1	68	13	932
1	Total	AM10:00-11:00	0	0	0	1	5	37	2	0	5	50
1	Total	AM11:00-12:00	240	326	38	2	2	56	3	213	3	883
1	Total	AM12:00-01:00	173	273	35	6	63	34	4	244	7	839
1	Total	PM01:00-02:00	136	347	37	2	5	19	0	152	9	707
1	Total	PM02:00-03:00	187	293	16	1	7	10	1	82	8	605
1	Total	PM03:00-04:00	130	226	14	2	6	9	1	138	6	532
1	Total	PM04:00-05:00	211	462	91	0	4	12	0	107	5	892
1	Total	PM05:00-06:00	303	524	64	3	7	10	0	128	3	1,042
1	Total	PM06:00-07:00	437	413	101	7	4	5	0	103	0	1,070
1	Total	PM07:00-08:00	291	356	15	1	3	3	0	95	4	768
1	Total	PM08:00-09:00	180	181	13	5	5	9	0	79	1	473
1	Total	PM09:00-10:00	149	118	8	3	7	4	0	72	0	361
1	Total	PM10:00-11:00	113	73	3	1	2	0	0	92	0	284
1	Total	PM11:00-12:00	63	38	4	2	2	1	0	29	0	139
1	Total	AM12:00-01:00	13	0	0	0	0	2	0	5	0	20
1	Total	AM01:00-02:00	12	0	0	0	0	0	0	15	0	27
1	Total	AM02:00-03:00	7	8	1	0	0	0	0	12	0	28
1	Total	AM03:00-04:00	5	0	0	0	2	0	0	3	0	10
1	Total	AM04:00-05:00	5	4	0	0	1	0	0	2	0	12
1	Total	AM05:00-06:00	7	17	1	0	1	0	0	0	0	26
1	Total	Total	3,759	4,946	593	66	139	258	14	1,972	84	11,831

St. Paul Bridge Cordon line interview Repeat Up Stream UN Drive 12hrs

DEC. 0003	1	3	6:00	1	19	3	2009	1	10	18	3	8	1	N/A	N/A
DEC. 0003	2	3	6:08	1	19	3	2009	1	1	18	11	2	6	N/A	N/A
DEC. 0003	3	3	6:09	1	19	3	2009	1	3	18	1	5	6	N/A	N/A
DEC. 0003	4	3	6:10	1	19	3	2009	1	3	18	1	5	9	N/A	N/A
DEC. 0003	5	3	6:11	1	19	3	2009	1	3	18	1	5	5	N/A	N/A
DEC. 0003	6	3	6:12	1	19	3	2009	1	3	18	1	5	2	1	N/A
DEC. 0003	7	3	6:12	1	19	3	2009	1	3	18	1	5	6	N/A	N/A
DEC. 0003	8	3	6:12	1	19	3	2009	1	1	18	5	2	4	N/A	N/A
DEC. 0003	9	3	6:12	1	19	3	2009	1	1	17	1	4	5	N/A	N/A
DEC. 0003	10	3	6:12	1	19	3	2009	1	2	18	1	5	3	5	N/A
DEC. 0003	11	3	6:21	1	19	3	2009	1	4	18	1	5	9	N/A	N/A
DEC. 0003	12	3	6:22	1	19	3	2009	1	4	17	1	5	6	N/A	N/A
DEC. 0003	13	3	6:22	1	19	3	2009	1	1	17	1	5	5	N/A	N/A
DEC. 0003	14	3	6:24	1	19	3	2009	1	2	18	1	5	4	6	N/A
DEC. 0003	15	3	6:25	1	19	3	2009	1	2	18	1	5	3	5	N/A
DEC. 0003	16	3	6:26	1	19	3	2009	1	9	18	1	5	2	N/A	N/A
DEC. 0003	17	3	6:26	1	19	3	2009	1	9	18	1	6	2	1	N/A
DEC. 0003	18	3	6:26	1	19	3	2009	1	9	18	1	5	2	N/A	N/A
DEC. 0003	19	3	6:29	1	19	3	2009	1	9	18	1	6	2	N/A	N/A
DEC. 0003	20	3	6:30	1	19	3	2009	1	2	17	1	5	8	5	9
DEC. 0003	21	3	6:30	1	19	3	2009	1	2	18	1	5	7	N/A	N/A
DEC. 0003	22	3	6:30	1	19	3	2009	1	2	18	1	5	4	N/A	N/A
DEC. 0003	23	3	6:34	1	19	3	2009	1	1	18	1	5	9	N/A	N/A
DEC. 0003	24	3	6:35	1	19	3	2009	1	2	17	1	5	4	1	N/A
DEC. 0003	25	3	6:36	1	19	3	2009	1	2	17	1	5	5	1	N/A
DEC. 0003	26	3	6:36	1	19	3	2009	1	3	18	1	5	6	N/A	N/A
DEC. 0003	27	3	6:36	1	19	3	2009	1	3	18	1	2	1	N/A	N/A
DEC. 0003	28	3	6:39	1	19	3	2009	1	3	17	1	5	7	N/A	N/A
DEC. 0003	29	3	6:40	1	19	3	2009	1	3	18	1	5	5	N/A	N/A
DEC. 0003	30	3	6:41	1	19	3	2009	1	3	17	1	5	5	N/A	N/A
DEC. 0003	31	3	6:41	1	19	3	2009	1	4	18	1	5	5	1	N/A
DEC. 0003	32	3	6:41	1	19	3	2009	1	4	18	1	5	1	N/A	N/A
DEC. 0003	33	3	6:41	1	19	3	2009	1	3	17	1	5	5	N/A	N/A
DEC. 0003	34	3	6:41	1	19	3	2009	1	3	17	1	4	6	N/A	N/A
DEC. 0003	35	3	6:46	1	19	3	2009	1	3	17	11	5	6	N/A	N/A
DEC. 0003	36	3	6:46	1	19	3	2009	1	3	17	1	5	6	N/A	N/A
DEC. 0003	37	3	6:50	1	19	3	2009	1	3	17	1	5	6	N/A	N/A
DEC. 0003	38	3	6:50	1	19	3	2009	1	3	17	1	6	5	N/A	N/A
DEC. 0003	39	3	6:50	1	19	3	2009	1	3	17	4	5	6	N/A	N/A
DEC. 0003	40	3	6:51	1	19	3	2009	1	3	17	1	8	6	N/A	N/A
DEC. 0003	41	3	6:52	1	19	3	2009	1	3	17	1	2	5	N/A	N/A
DEC. 0003	42	3	6:53	1	19	3	2009	1	3	18	1	4	7	N/A	N/A
DEC. 0003	43	3	6:54	1	19	3	2009	1	3	17	1	5	5	N/A	N/A
DEC. 0003	44	3	6:55	1	19	3	2009	1	3	17	1	5	5	N/A	N/A
DEC. 0003	45	3	6:56	1	19	3	2009	1	3	17	3	5	6	N/A	N/A
DEC. 0003	46	3	6:57	1	19	3	2009	1	3	17	1	5	6	N/A	N/A
DEC. 0003	47	3	6:58	1	19	3	2009	1	3	17	3	5	5	N/A	N/A
DEC. 0003	48	3	6:59	1	19	3	2009	1	3	17	1	6	6	N/A	N/A
DEC. 0003	49	3	7:00	1	19	3	2009	1	3	17	3	5	6	N/A	N/A
DEC. 0003	50	3	7:00	1	19	3	2009	1	2	18	8	5	7	6	N/A
DEC. 0003	51	3	7:00	1	19	3	2009	1	1	17	5	2	3	N/A	N/A
DEC. 0003	52	3	7:00	1	19	3	2009	1	1	18	1	1	3	3	N/A
DEC. 0003	53	3	7:05	1	19	3	2009	1	1	18	1	1	2	N/A	N/A
DEC. 0003	54	3	7:05	1	19	3	2009	1	2	18	1	4	8	1	N/A

Dec.0002	714	3	18:58	2	19	3	2009	1	3	17	1	1	6	3	9	5
Dec.0002	715	3	18:59	2	19	3	2009	1	1	17	1	8	13	23	28	5
Dec.0002	716	3	18:59	2	19	3	2009	1	5	17	1	7	1	N/A	N/A	5
Dec.0002	717	3	18:59	2	19	3	2009	1	6	17	11	8	7	N/A	N/A	5
<b>St. Paul Bridge Cordon line Re-Interview Down Stream</b>																
Dec 0008	1	3	6:00	1	19	3	2009	2	2	1	17	4	9	9	N/A	5
Dec 0008	2	3	6:10	1	19	3	2009	2	2	1	17	4	6	9	N/A	5
Dec 0008	3	3	6:12	1	19	3	2009	2	3	1	17	4	3	5	N/A	5
Dec 0008	4	3	6:22	1	19	3	2009	2	3	1	17	4	4	N/A	N/A	5
Dec 0008	5	3	6:22	1	19	3	2009	2	2	1	11	4	15	N/A	N/A	5
Dec 0008	6	3	6:22	1	19	3	2009	2	1	1	17	4	18	9	N/A	5
Dec 0008	7	3	6:22	1	19	3	2009	2	2	1	17	2	5	14	N/A	5
Dec 0008	8	3	6:25	1	19	3	2009	2	3	10	17	2	15	9	5	5
Dec 0008	9	3	6:29	1	19	3	2009	2	2	12	17	4	3	6	N/A	5
Dec 0008	10	3	6:30	1	19	3	2009	2	2	6	17	4	5	9	N/A	5
Dec 0008	11	3	6:35	1	19	3	2009	2	1	12	17	1	6	N/A	N/A	5
Dec 0008	12	3	6:39	1	19	3	2009	2	1	5	17	2	2	N/A	N/A	5
Dec 0008	13	3	6:46	1	19	3	2009	2	1	1	17	1	2	N/A	N/A	5
Dec 0008	14	3	6:50	1	19	3	2009	2	7	11	17	4	9	9	N/A	5
Dec 0008	15	3	6:50	1	19	3	2009	2	3	11	17	1	6	N/A	N/A	5
Dec 0008	16	3	6:50	1	19	3	2009	2	1	12	17	2	2	N/A	N/A	5
Dec 0008	17	3	6:55	1	19	3	2009	2	1	1	17	2	4	N/A	N/A	5
Dec 0008	18	3	6:52	1	19	3	2009	2	3	1	17	2	4	N/A	N/A	5
Dec 0008	19	3	6:53	1	19	3	2009	2	1	1	17	3	4	N/A	N/A	5
Dec 0008	20	3	6:54	1	19	3	2009	2	1	1	17	1	2	9	27	5
Dec 0008	21	3	6:57	1	19	3	2009	2	2	1	17	2	6	N/A	N/A	5
Dec 0008	22	3	7:00	1	19	3	2009	2	3	6	17	2	4	6	N/A	5
Dec 0008	23	3	7:05	1	19	3	2009	2	1	6	17	2	3	6	N/A	5
Dec 0008	24	3	7:07	1	19	3	2009	2	1	1	17	2	7	9	N/A	5
Dec 0008	25	3	7:10	1	19	3	2009	2	6	1	17	5	3	9	N/A	5
Dec 0008	26	3	7:12	1	19	3	2009	2	6	1	18	17	6	24	N/A	5
Dec 0008	27	3	7:20	1	19	3	2009	2	1	5	17	2	9	N/A	N/A	5
Dec 0008	28	3	7:20	1	19	3	2009	2	1	11	17	2	8	N/A	N/A	5
Dec 0008	29	3	7:20	1	19	3	2009	2	1	11	18	1	2	N/A	N/A	5
Dec 0008	30	3	7:20	1	19	3	2009	2	3	11	17	6	4	9	N/A	5
Dec 0008	31	3	7:28	1	19	3	2009	2	3	1	17	4	5	9	N/A	5
Dec 0008	32	3	7:29	1	19	3	2009	2	3	6	17	4	6	N/A	N/A	5
Dec 0008	33	3	7:30	1	19	3	2009	2	7	1	17	8	8	26	N/A	5
Dec 0008	34	3	7:32	1	19	3	2009	2	8	7	17	4	4	25	N/A	5
Dec 0008	35	3	7:32	1	19	3	2009	2	2	1	17	2	3	90	N/A	5
Dec 0008	36	3	7:32	1	19	3	2009	2	4	5	17	4	15	N/A	N/A	5
Dec 0008	37	3	7:38	1	19	3	2009	2	3	1	17	4	4	N/A	N/A	5
Dec 0008	38	3	7:38	1	19	3	2009	2	3	5	17	4	6	N/A	N/A	5
Dec 0008	39	3	7:38	1	19	3	2009	2	3	1	17	6	4	N/A	N/A	5
Dec 0008	40	3	7:38	1	19	3	2009	2	5	5	17	6	38	N/A	N/A	5
Dec 0008	41	3	7:39		19	3	2009	2	1	1	17	4	5	N/A	N/A	5
Dec 0008	42	3	7:40	1	19	3	2009	2	3	4	17	4	6	9	N/A	5
Dec 0008	43	3	7:47	1	19	3	2009	2	3	11	17	4	6	N/A	N/A	5
Dec 0008	44	3	7:48	1	19	3	2009	2	3	5	17	6	3	N/A	N/A	5
Dec 0008	45	3	7:48	1	19	3	2009	2	3	5	17	4	6	N/A	N/A	5
Dec 0008	46	3	7:48	1	19	3	2009	2	3	1	17	4	6	9	N/A	5
Dec 0008	47	3	7:48	1	19	3	2009	2	3	11	1	4	5	N/A	N/A	5
Dec 0008	48	3	7:52	1	19	3	2009	2	1	10	17	4	6	6	N/A	5
Dec 0008	49	3	7:53	1	19	3	2009	2	4	14	17	4	24	N/A	N/A	5

DEC.0003	431	3	18:58	2	19	3	2009	2	1	1	17	5	5	3	9	5
DEC.0003	432	3	18:59	2	19	3	2009	2	2	5	18	6	3	N/A	N/A	5
DEC.0003	433	3	18:59	2	19	3	2009	2	1	18	18	8	5	N/A	N/A	5
DEC.0003	434	3	18:59	2	19	3	2009	2	1	5	18	1	1	N/A	N/A	5
clay Gorden Line Interview Repeat Up Stream( Kakata) HighWay 12hrs																
DEC.0003	1	5	6:00	1	19	3	2009	1	7	18	11	4	4	N/A	N/A	5
DEC.0003	2	5	6:10	1	19	3	2009	1	3	18	11	2	6	N/A	N/A	5
DEC.0003	3	5	6:12	1	19	3	2009	1	7	19	11	4	9	N/A	N/A	5
DEC.0003	4	5	6:22	1	19	3	2009	1	3	18	11	2	6	N/A	N/A	5
DEC.0003	5	5	6:25	1	19	3	2009	1	3	18	5	2	6	N/A	N/A	5
DEC.0003	6	5	6:29	1	19	3	2009	1	3	18	11	2	6	N/A	N/A	5
DEC.0003	7	5	6:30	1	19	3	2009	1	2	18	11	4	3	N/A	N/A	5
DEC.0003	8	5	6:35	1	19	3	2009	1	2	18	11	4	5	N/A	N/A	5
DEC.0003	9	5	6:39	1	19	3	2009	1	3	18	11	2	6	N/A	N/A	5
DEC.0003	10	5	6:46	1	19	3	2009	1	1	18	11	2	4	N/A	N/A	5
DEC.0003	11	5	6:50	1	19	3	2009	1	1	18	11	2	6	N/A	N/A	5
DEC.0003	12	5	6:50	1	19	3	2009	1	2	18	11	4	4	N/A	N/A	5
DEC.0003	13	5	6:55	1	19	3	2009	1	3	18	11	2	3	N/A	N/A	5
DEC.0003	14	5	6:55	1	19	3	2009	1	7	18	11	4	1	N/A	N/A	5
DEC.0003	15	5	6:55	1	19	3	2009	1	7	19	11	4	7	N/A	N/A	N/A
DEC.0003	16	5	6:57	1	19	3	2009	1	3	18	11	2	4	N/A	N/A	5
DEC.0003	17	5	7:00	1	19	3	2009	1	2	18	11	4	2	N/A	N/A	5
DEC.0003	18	5	7:05	1	19	3	2009	1	4	19	11	4	16	N/A	N/A	5
DEC.0003	19	5	7:07	1	19	3	2009	1	3	18	11	4	6	N/A	N/A	5
DEC.0003	20	5	7:10	1	19	3	2009	1	3	18	11	2	4	N/A	N/A	5
DEC.0003	21	5	7:12	1	19	3	2009	1	3	18	11	2	6	N/A	N/A	5
DEC.0003	22	5	7:20	1	19	3	2009	1	3	18	11	2	6	N/A	N/A	5
DEC.0003	23	5	7:20	1	19	3	2009	1	7	18	11	4	7	N/A	N/A	5
DEC.0003	24	5	7:20	1	19	3	2009	1	5	18	11	2	21	N/A	N/A	5
DEC.0003	25	5	7:20	1	19	3	2009	1	3	18	11	2	6	N/A	N/A	5
DEC.0003	26	5	7:28	1	19	3	2009	1	3	18	11	4	6	N/A	N/A	5
DEC.0003	27	5	7:29	1	19	3	2009	1	2	18	11	4	8	N/A	N/A	5
DEC.0003	28	5	7:30	1	19	3	2009	1	5	18	11	4	3	N/A	N/A	5
DEC.0003	29	5	7:32	1	19	3	2009	1	3	18	11	2	6	N/A	N/A	5
DEC.0003	30	5	7:32	1	19	3	2009	1	2	18	11	4	4	N/A	N/A	5
DEC.0003	31	5	7:32	1	19	3	2009	1	3	18	11	2	6	N/A	N/A	5
DEC.0003	32	5	7:38	1	19	3	2009	1	3	18	11	2	4	N/A	N/A	5
DEC.0003	33	5	7:38	1	19	3	2009	1	3	18	11	2	6	N/A	N/A	5
DEC.0003	34	5	7:38	1	19	3	2009	1	7	18	11	4	7	5	N/A	5
DEC.0003	35	5	7:38	1	19	3	2009	1	3	18	11	2	4	N/A	N/A	5
DEC.0003	36	5	7:39	1	19	3	2009	1	7	18	11	2	8	N/A	N/A	5
DEC.0003	37	5	7:40	1	19	3	2009	1	7	18	11	8	4	29	N/A	5
DEC.0003	38	5	7:47	1	19	3	2009	1	9	18	11	4	2	N/A	N/A	5
DEC.0003	39	5	7:48	1	19	3	2009	1	6	18	11	1	3	2	N/A	5
DEC.0003	40	5	7:48	1	19	3	2009	1	6	18	11	1	6	N/A	N/A	5
DEC.0003	41	5	7:48	1	19	3	2009	1	6	18	11	4	2	N/A	N/A	5
DEC.0003	42	5	7:48	1	19	3	2009	1	2	18	11	4	3	N/A	N/A	5
DEC.0003	43	5	7:52	1	19	3	2009	1	1	18	11	2	5	N/A	N/A	5
DEC.0003	44	5	7:53	1	19	3	2009	1	3	18	11	2	6	N/A	N/A	5
DEC.0003	45	5	7:57	1	19	3	2009	1	1	18	11	6	4	N/A	N/A	5
DEC.0003	46	5	7:57	1	19	3	2009	1	3	18	11	2	6	N/A	N/A	5
DEC.0003	47	5	7:57	1	19	3	2009	1	3	18	11	2	5	N/A	N/A	5
DEC.0003	48	5	7:54	1	19	3	2009	1	3	18	11	2	5	N/A	N/A	5
DEC.0003	49	5	7:59	1	19	3	2009	1	3	18	11	4	6	N/A	N/A	5
DEC.0003	50	5	7:59	1	19	3	2009	1	5	18	11	4	3	N/A	N/A	5

DEC. 0003	382	5	18:45	2	19	3	2009	1	1	18	11	4	3	34	N/A	5
DEC. 0003	383	5	18:45	2	19	3	2009	1	1	18	9	4	7	N/A	N/A	5
DEC. 0003	384	5	18:47	2	19	3	2009	1	9	18	11	4	2	N/A	N/A	5
DEC. 0003	385	5	18:47	2	19	3	2009	1	1	18	11	4	2	N/A	N/A	5
DEC. 0003	386	5	18:49	2	19	3	2009	1	3	18	11	1	3	N/A	N/A	5
DEC. 0003	387	5	18:49	2	19	3	2009	1	1	18	11	4	5	N/A	N/A	5
DEC. 0003	388	5	18:50	2	19	3	2009	1	3	18	11	2	4	N/A	N/A	5
DEC. 0003	389	5	18:50	2	19	3	2009	1	1	18	11	4	3	N/A	N/A	5
DEC. 0003	390	5	18:50	2	19	3	2009	1	3	18	11	4	6	N/A	N/A	5
DEC. 0003	391	5	18:50	2	19	3	2009	1	8	19	11	5	3	N/A	N/A	5
DEC. 0003	392	5	18:52	2	19	3	2009	1	1	18	11	11	5	N/A	N/A	5
DEC. 0003	393	5	18:54	2	19	3	2009	1	1	18	6	4	2	N/A	N/A	5
DEC. 0003	394	5	18:56	2	19	3	2009	1	3	18	11	4	10	N/A	N/A	5
DEC. 0003	395	5	18:58	2	19	3	2009	1	1	18	11	4	4	N/A	N/A	5
DEC. 0003	396	5	18:59	2	19	3	2009	1	1	18	11	4	10	N/A	N/A	5
y Cordon Line Interview Repeat Down Stream( Kakata) HighWay 12hrs																
DEC. 0003	1	5	6:08	1	19	3	2009	2	2	11	18	4	9	9	N/A	5
DEC. 0003	2	5	6:09	1	19	3	2009	2	2	11	16	4	6	9	N/A	5
DEC. 0003	3	5	6:10	1	19	3	2009	2	2	5	18	4	3	5	N/A	5
DEC. 0003	4	5	6:11	1	19	3	2009	2	2	11	18	4	4	N/A	N/A	5
DEC. 0003	5	5	6:12	1	19	3	2009	2	2	11	18	4	15	N/A	N/A	5
DEC. 0003	6	5	6:12	1	19	3	2009	2	3	11	18	2	8	N/A	N/A	5
DEC. 0003	7	5	6:12	1	19	3	2009	2	3	11	18	2	7	N/A	N/A	5
DEC. 0003	8	5	6:12	1	19	3	2009	2	3	11	18	2	5	N/A	1	5
DEC. 0003	9	5	6:12	1	19	3	2009	2	3	11	18	2	8	N/A	N/A	5
DEC. 0003	10	5	6:21	1	19	3	2009	2	3	11	18	2	4	N/A	N/A	5
DEC. 0003	11	5	6:22	1	19	3	2009	2	3	5	18	2	2	N/A	N/A	5
DEC. 0003	12	5	6:22	1	19	3	2009	2	3	11	18	2	6	N/A	N/A	5
DEC. 0003	13	5	6:24	1	19	3	2009	2	3	5	18	2	5	N/A	N/A	5
DEC. 0003	14	5	6:25	1	19	3	2009	2	9	11	18	2	2	N/A	N/A	5
DEC. 0003	15	5	6:26	1	19	3	2009	2	1	11	18	8	4	N/A	N/A	5
DEC. 0003	16	5	6:26	1	19	3	2009	2	1	11	18	8	7	N/A	N/A	5
DEC. 0003	17	5	6:26	1	19	3	2009	2	2	11	18	4	5	N/A	N/A	5
DEC. 0003	18	5	6:29	1	19	3	2009	2	1	11	18	5	5	3	9	5
DEC. 0003	19	5	6:30	1	19	3	2009	2	2	11	18	6	3	N/A	N/A	5
DEC. 0003	20	5	6:40	1	19	3	2009	2	1	5	18	8	5	N/A	N/A	5
DEC. 0003	21	5	6:41	1	19	3	2009	2	1	11	18	1	1	N/A	N/A	5
DEC. 0003	22	5	6:41	1	19	3	2009	2	3	11	18	5	5	90	N/A	5
DEC. 0003	23	5	6:41	1	19	3	2009	2	3	11	18	5	6	N/A	N/A	5
DEC. 0003	24	5	6:41	1	19	3	2009	2	3	11	18	5	6	N/A	N/A	5
DEC. 0003	25	5	6:41	1	19	3	2009	2	3	11	18	4	6	9	N/A	5
DEC. 0003	26	5	6:46	1	19	3	2009	2	3	11	18	4	6	N/A	N/A	5
DEC. 0003	27	5	6:46	1	19	3	2009	2	3	11	18	4	6	1	N/A	5
DEC. 0003	28	5	6:50	1	19	3	2009	2	8	11	18	2	2	90	N/A	5
DEC. 0003	29	5	6:50	1	19	3	2009	2	7	11	18	2	1	N/A	N/A	5
DEC. 0003	30	5	6:50	1	19	3	2009	2	6	11	18	7	4	2	5	5
DEC. 0003	31	5	6:51	1	19	3	2009	2	5	11	18	8	18	N/A	N/A	5
DEC. 0003	32	5	6:52	1	19	3	2009	2	6	11	18	2	3	21	25	5
DEC. 0003	33	5	6:53	1	19	3	2009	2	3	11	18	1	5	35	N/A	5
DEC. 0003	34	5	6:54	1	19	3	2009	2	3	11	18	5	4	90	N/A	5
DEC. 0003	35	5	6:55	1	19	3	2009	2	4	11	18	8	13	1	35	6
DEC. 0003	36	5	6:56	1	19	3	2009	2	9	11	18	1	2	N/A	N/A	5
DEC. 0003	37	5	6:57	1	19	3	2009	2	3	11	18	1	5	9	N/A	5
DEC. 0003	38	5	6:58	1	19	3	2009	2	10	5	18	4	1	N/A	N/A	N/A
DEC. 0003	39	5	6:59	1	19	3	2009	2	4	11	18	4	3	1	9	6

DEC.0003	371	5	17:52	2	19	3	2009	2	1	11	18	4	3	21	N/A	5
DEC.0003	372	5	17:55	2	19	3	2009	2	3	11	18	4	4	35	N/A	6
DEC.0003	373	5	17:58	2	19	3	2009	2	4	11	18	4	18	N/A	N/A	N/A
DEC.0003	374	5	18:02	2	19	3	2009	2	3	11	18	4	6	N/A	N/A	5
DEC.0003	375	5	18:04	2	19	3	2009	2	5	11	18	8	3	N/A	N/A	N/A
DEC.0003	376	5	18:06	2	19	3	2009	2	3	11	18	4	4	N/A	N/A	N/A
DEC.0003	377	5	18:08	2	19	3	2009	2	2	11	18	4	2	N/A	5	N/A
DEC.0003	378	5	18:10	2	19	3	2009	2	3	11	18	4	5	9	N/A	5
DEC.0003	379	5	18:20	2	19	3	2009	2	4	11	18	4	13	9	N/A	N/A
DEC.0003	380	5	18:23	2	19	3	2009	2	3	11	18	4	6	31	N/A	N/A
DEC.0003	381	5	18:28	2	19	3	2009	2	9	11	18	4	2	N/A	N/A	N/A
DEC.0003	382	5	18:31	2	19	3	2009	2	3	11	18	4	2	N/A	N/A	5
DEC.0003	383	5	18:33	2	19	3	2009	2	3	5	18	6	1	N/A	N/A	5
DEC.0003	384	5	18:35	2	19	3	2009	2	3	11	18	4	3	N/A	N/A	N/A
DEC.0003	385	5	18:35	2	19	3	2009	2	3	11	18	4	3	9	N/A	N/A
DEC.0003	386	5	18:38	2	19	3	2009	2	1	11	18	1	6	N/A	N/A	5
DEC.0003	387	5	18:38	2	19	3	2009	2	3	5	18	4	1	N/A	N/A	N/A
DEC.0003	388	5	18:39	2	19	3	2009	2	2	11	18	4	8	31	9	N/A
DEC.0003	389	5	18:39	2	19	3	2009	2	2	11	18	2	5	23	N/A	5
DEC.0003	390	5	18:39	2	19	3	2009	2	6	11	18	4	4	4	N/A	N/A
DEC.0003	391	5	18:39	2	19	3	2009	2	3	11	18	4	5	9	N/A	5
DEC.0003	392	5	18:44	2	19	3	2009	2	3	13	18	4	2	N/A	N/A	5
DEC.0003	393	5	18:44	2	19	3	2009	2	2	11	18	4	2	4	N/A	5
DEC.0003	394	5	18:44	2	19	3	2009	2	3	11	18	4	5	31	N/A	5
DEC.0003	395	5	18:45	2	19	3	2009	2	3	11	18	4	5	12	N/A	5
DEC.0003	396	5	18:45	2	19	3	2009	2	3	11	18	4	3	N/A	N/A	5
DEC.0003	397	5	18:47	2	19	3	2009	2	3	11	18	4	4	N/A	N/A	N/A
DEC.0003	398	5	18:49	2	19	3	2009	2	3	9	18	4	3	N/A	N/A	N/A
DEC.0003	399	5	18:50	2	19	3	2009	2	4	11	18	5	2	9	N/A	5
DEC.0003	400	5	18:54	2	19	3	2009	2	9	5	18	2	1	N/A	N/A	N/A
DEC.0003	401	5	18:58	2	19	3	2009	2	9	11	18	2	1	N/A	N/A	5
DEC.0003	402	5	18:59	2	19	3	2009	2	8	11	18	2	3	19	N/A	6

Ghengbar's Town Condon Line Re-Up																
Stream (RIA) Highway 12hrs (REPEAT)																
Dec 007	1	6	6:00	1	19	3	2009	1	4	18	11	2	8	N/A	N/A	5
Dec 007	2	6	6:00	1	19	3	2009	1	4	19	2	8	8	N/A	N/A	5
Dec 007	3	6	6:00	1	19	3	2009	1	5	18	11	16	16	N/A	N/A	5
Dec 007	4	6	6:00	1	19	3	2009	1	5	18	5	2	10	N/A	N/A	5
Dec 007	5	6	6:05	1	19	3	2009	1	3	11	11	2	2	N/A	N/A	5
Dec 007	6	6	6:05	1	19	3	2009	1	1	11	11	2	6	N/A	N/A	5
Dec 007	7	6	6:07	1	19	3	2009	1	1	11	11	2	2	N/A	N/A	5
Dec 007	8	6	6:08	1	19	3	2009	1	9	18	11	1	2	N/A	N/A	5
Dec 007	9	6	6:09	1	19	3	2009	1	1	18	11	2	1	N/A	N/A	5
Dec 007	10	6	6:11	1	19	3	2009	1	9	18	5	2	3	N/A	N/A	5
Dec 007	11	6	6:13	1	19	3	2009	1	9	18	11	2	1	N/A	N/A	5
Dec 007	12	6	6:15	1	19	3	2009	1	1	18	11	2	6	N/A	N/A	5
Dec 007	13	6	6:15	1	19	3	2009	1	1	18	11	2	2	N/A	N/A	5
Dec 007	14	6	6:16	1	19	3	2009	1	1	18	11	1	9	N/A	N/A	5
Dec 007	15	6	6:18	1	19	3	2009	1	1	18	11	2	5	N/A	N/A	5
Dec 007	16	6	6:20	1	19	3	2009	1	1	19	5	2	1	N/A	N/A	5
Dec 007	17	6	6:24	1	19	3	2009	1	1	18	6	2	5	N/A	N/A	5
Dec 007	18	6	6:28	1	19	3	2009	1	1	18	6	2	4	N/A	N/A	5
Dec 007	19	6	6:29	1	19	3	2009	1	3	18	5	2	3	N/A	N/A	5
Dec 007	20	6	6:30	1	19	3	2009	1	3	18	5	3	2	N/A	N/A	5
Dec 007	21	6	6:30	1	19	3	2009	1	3	18	11	2	6	N/A	N/A	5
Dec 007	22	6	6:30	1	19	3	2009	1	7	19	6	2	2	12	N/A	5

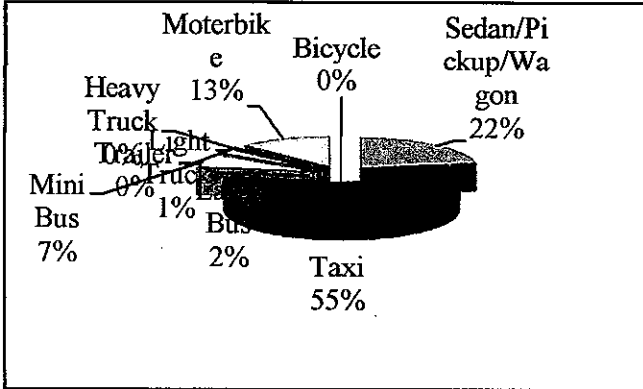


Dec 007	518	6	5:58	2	17	2	2009	1	3	18	11	4	4	N/A	N/A	5
Dec 007	519	6	5:59	2	17	2	2009	1	3	18	11	5	7	90	N/A	5
Dec 007	520	6	6:00	2	17	2	2009	1	1	18	11	5	3	N/A	N/A	5
<b>Gbengbar's Town Cordon Line Interview Repeat Down Stream( RIA) HighWay 12hrs</b>																
DEC.0009	1	6	6:00	1	19	3	2009	2	3	11	11	2	6	N/A	N/A	5
DEC.0009	2	6	6:01	1	19	3	2009	2	3	5	18	2	5	N/A	N/A	5
DEC.0009	3	6	6:01	1	19	3	2009	2	2	11	18	7	6	N/A	N/A	5
DEC.0009	4	6	6:02	1	19	3	2009	2	7	11	19	4	7	N/A	N/A	5
DEC.0009	5	6	6:05	1	19	3	2009	2	3	11	18	2	6	N/A	N/A	5
DEC.0009	6	6	6:06	1	19	3	2009	2	3	11	18	2	5	N/A	N/A	5
DEC.0009	7	6	6:07	1	19	3	2009	2	1	11	11	2	4	N/A	N/A	5
DEC.0009	8	6	6:09	1	19	3	2009	2	2	5	18	5	4	5	N/A	5
DEC.0009	9	6	6:09	1	19	3	2009	2	3	7	11	2	6	N/A	N/A	5
DEC.0009	10	6	6:12	1	19	3	2009	2	5	5	18	4	11	N/A	N/A	5
DEC.0009	11	6	6:14	1	19	3	2009	2	3	11	11	2	6	N/A	N/A	5
DEC.0009	12	6	6:14	1	19	3	2009	2	7	11	11	4	6	N/A	N/A	5
DEC.0009	13	6	6:15	1	19	3	2009	2	2	11	18	2	5	N/A	N/A	5
DEC.0009	14	6	6:18	1	19	3	2009	2	3	11	18	2	6	N/A	N/A	5
DEC.0009	15	6	6:20	1	19	3	2009	2	1	5	18	6	4	N/A	N/A	5
DEC.0009	16	6	6:20	1	19	3	2009	2	3	11	11	2	5	N/A	N/A	5
DEC.0009	17	6	6:20	1	19	3	2009	2	1	11	11	2	6	N/A	N/A	5
DEC.0009	18	6	6:23	1	19	3	2009	2	1	11	11	7	6	9	N/A	5
DEC.0009	19	6	6:24	1	19	3	2009	2	7	10	11	4	4	N/A	N/A	5
DEC.0009	20	6	6:27	1	19	3	2009	2	3	9	11	2	6	N/A	N/A	5
DEC.0009	21	6	6:30	1	19	3	2009	2	7	11	11	4	9	N/A	N/A	5
DEC.0009	22	6	6:33	1	19	3	2009	2	3	11	11	2	6	N/A	N/A	5
DEC.0009	23	6	6:33	1	19	3	2009	2	3	11	18	2	6	N/A	N/A	5
DEC.0009	24	6	6:34	1	19	3	2009	2	3	11	19	2	6	N/A	N/A	5
DEC.0009	25	6	6:36	1	19	3	2009	2	2	11	11	4	3	N/A	N/A	5
DEC.0009	26	6	6:38	1	19	3	2009	2	2	11	18	4	5	N/A	N/A	5
DEC.0009	27	6	6:40	1	19	3	2009	2	3	6	11	2	6	N/A	N/A	5
DEC.0009	28	6	6:43	1	19	3	2009	2	1	5	18	2	4	N/A	N/A	5
DEC.0009	29	6	6:45	1	19	3	2009	2	1	6	11	2	6	N/A	N/A	5
DEC.0009	30	6	6:46	1	19	3	2009	2	2	11	11	4	4	N/A	N/A	5
DEC.0009	31	6	6:47	1	19	3	2009	2	3	11	18	2	3	N/A	N/A	5
DEC.0009	32	6	6:47	1	19	3	2009	2	7	11	19	4	1	N/A	N/A	5
DEC.0009	33	6	6:48	1	19	3	2009	2	7	11	18	4	7	N/A	N/A	5
DEC.0009	34	6	6:49	1	19	3	2009	2	3	11	11	2	4	N/A	N/A	5
DEC.0009	35	6	6:49	1	19	3	2009	2	2	11	11	4	2	N/A	N/A	5
DEC.0009	36	6	6:51	1	19	3	2009	2	4	5	18	4	4	N/A	N/A	5
DEC.0009	37	6	6:52	1	19	3	2009	2	3	11	11	4	6	N/A	N/A	5
DEC.0009	38	6	6:54	1	19	3	2009	2	3	11	11	2	4	N/A	N/A	5
DEC.0009	39	6	6:54	1	19	3	2009	2	3	11	11	2	6	N/A	N/A	5
DEC.0009	40	6	6:54	1	19	3	2009	2	3	11	11	2	6	N/A	N/A	5
DEC.0009	41	6	6:56	1	19	3	2009	2	7	11	11	4	7	N/A	N/A	5
DEC.0009	42	6	6:58	1	19	3	2009	2	5	11	18	2	21	N/A	N/A	5
DEC.0009	43	6	6:57	1	19	3	2009	2	3	11	11	2	6	N/A	N/A	5
DEC.0009	44	6	6:57	1	19	3	2009	2	3	11	11	4	6	N/A	N/A	5
DEC.0009	45	6	6:59	1	19	3	2009	2	2	7	11	4	8	N/A	N/A	5
DEC.0009	46	6	7:00	1	19	3	2009	2	3	11	18	2	6	N/A	N/A	5
DEC.0009	47	6	7:02	1	19	3	2009	2	3	11	18	2	6	N/A	N/A	5
DEC.0009	48	6	7:03	1	19	3	2009	2	2	11	18	4	4	N/A	N/A	5

DEC0009	516	6	5:14	2	19	3	2009	2	1	11	18	1	6	N/A	N/A	5
DEC0009	517	6	5:15	2	19	3	2009	2	5	11	18	4	14	N/A	N/A	5
DEC0009	518	6	5:17	2	19	3	2009	2	1	11	11	1	2	N/A	N/A	5
DEC0009	519	6	5:19	2	19	3	2009	2	1	11	18	4	6	N/A	N/A	5
DEC0009	520	6	5:19	2	19	3	2009	2	1	5	18	8	6	N/A	N/A	5
DEC0009	521	6	5:19	2	19	3	2009	2	1	11	18	1	3	21	N/A	5
DEC0009	522	6	5:22	2	19	3	2009	2	1	11	11	6	6	N/A	N/A	5
DEC0009	523	6	5:23	2	19	3	2009	2	1	11	11	4	4	N/A	N/A	5
DEC0009	524	6	5:23	2	19	3	2009	2	1	11	11	1	7	23	N/A	5
DEC0009	525	6	5:25	2	19	3	2009	2	1	11	18	4	6	N/A	N/A	5
DEC0009	526	6	5:27	2	19	3	2009	2	3	11	18	1	4	N/A	N/A	5
DEC0009	527	6	5:27	2	19	3	2009	2	3	11	11	2	6	N/A	N/A	5
DEC0009	528	6	5:29	2	19	3	2009	2	3	11	11	4	4	N/A	N/A	5
DEC0009	529	6	5:30	2	19	3	2009	2	3	5	18	4	2	N/A	N/A	5
DEC.0009	530	6	5:30	1	19	3	2009	2	3	11	11	2	6	N/A	N/A	5
DEC.0009	531	6	5:32	1	19	3	2009	2	3	7	11	2	5	N/A	N/A	5
DEC.0009	532	6	5:34	1	19	3	2009	2	2	11	18	7	6	N/A	N/A	5
DEC.0009	516	6	5:34	1	19	3	2009	2	7	11	11	4	7	N/A	N/A	5
DEC.0009	517	6	5:34	1	19	3	2009	2	3	11	18	4	6	N/A	N/A	5
DEC.0009	518	6	5:36	1	19	3	2009	2	3	11	18	4	5	N/A	N/A	5
DEC.0009	519	6	5:36	1	19	3	2009	2	1	11	11	1	4	N/A	N/A	5
DEC.0009	520	6	5:38	1	19	3	2009	2	2	7	11	5	4	5	N/A	5
DEC.0009	521	6	5:38	1	19	3	2009	2	3	7	11	1	6	N/A	N/A	5
DEC.0009	522	6	5:38	1	19	3	2009	2	5	5	18	4	11	N/A	N/A	5
DEC.0009	523	6	5:38	1	19	3	2009	2	3	11	11	5	6	N/A	N/A	5
DEC.0009	524	6	5:40	1	19	3	2009	2	7	11	11	4	6	N/A	N/A	5
DEC.0009	525	6	5:40	1	19	3	2009	2	2	11	18	1	5	N/A	N/A	5
DEC.0009	526	6	5:42	1	19	3	2009	2	3	11	18	4	6	N/A	N/A	5
DEC.0009	527	6	5:42	1	19	3	2009	2	1	5	18	6	4	N/A	N/A	5
DEC.0009	528	6	5:44	1	19	3	2009	2	3	11	11	1	5	N/A	N/A	5
DEC.0009	529	6	5:45	1	19	3	2009	2	1	11	11	6	6	N/A	N/A	5
DEC0009	530	6	5:47	2	19	3	2009	2	3	11	11	4	5	N/A	N/A	5
DEC0009	531	6	5:47	2	19	3	2009	2	2	11	11	4	4	21	N/A	5
DEC0009	532	6	5:49	2	19	3	2009	2	3	11	18	4	2	9	N/A	5
DEC0009	533	6	5:50	2	19	3	2009	2	4	11	18	4	20	34	N/A	5
DEC0009	534	6	5:54	2	19	3	2009	2	6	11	11	4	8	21	N/A	5
DEC0009	535	6	5:54	2	19	3	2009	2	6	11	11	1	4	N/A	N/A	5
DEC0009	536	6	5:54	2	19	3	2009	2	3	11	18	1	5	N/A	N/A	5
DEC0009	537	6	5:56	2	19	3	2009	2	3	11	18	4	6	34	N/A	5
DEC0009	538	6	5:58	2	19	3	2009	2	3	5	11	1	3	N/A	N/A	5
DEC0009	539	6	5:59	2	19	3	2009	2	3	11	11	4	5	N/A	N/A	5
DEC0009	540	6	6:00	2	19	3	2009	2	2	11	18	4	7	21	N/A	5

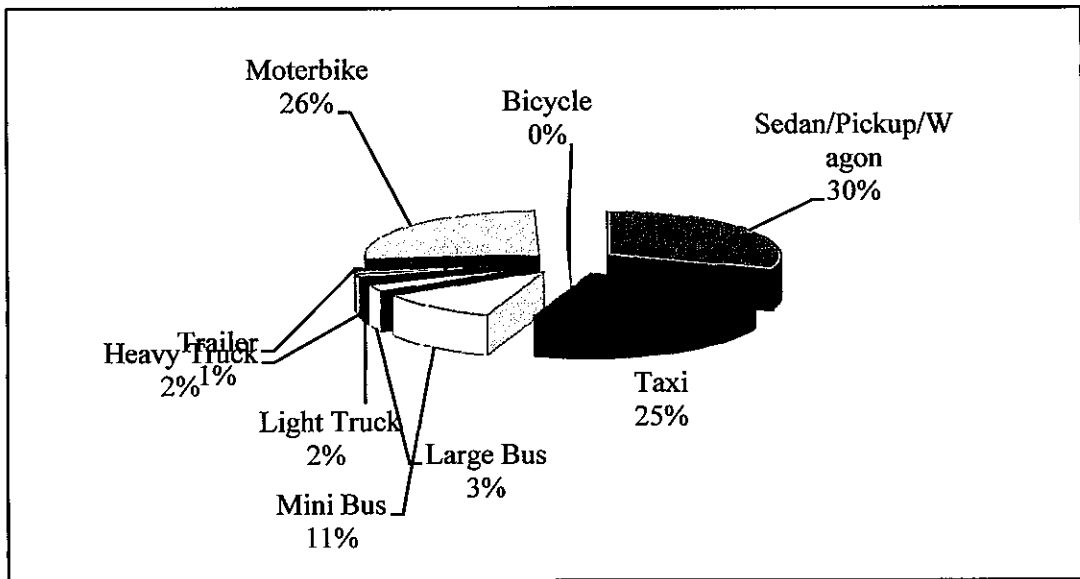
TRAFFIC SURVEYS FOR MP STUDY ON URBAN FACILITIES RESTORATION AND IMPROVEMENT IN MONROVIA

Road No & Name		1	Johnson St. Bridge Screen Line Counting 24hrs					Survey Date	2	9	2009	
Sta. No	Up + Down Stream	Time Duration	Number of Vehicles									
			Sedan/Pickup/Wagon	Taxi	Mini Bus	Large Bus	Light Truck	Heavy Truck	Trailer	Moterbike	Bicycle	Total
1	Total	AM06:00-07:00	329	440	99	8	5	7	0	224	2	1,128
1	Total	AM07:00-08:00	931	1,741	303	73	15	15	1	335	3	3,417
1	Total	AM08:00-09:00	1,622	2,449	952	41	18	2	0	278	0	5,353
1	Total	AM09:00-10:00	2,073	2,088	845	40	29	4	0	141	0	5,199
1	Total	AM10:00-11:00	2,047	2,207	290	220	5	0	2	92	0	4,863
1	Total	AM11:00-12:00	1,016	1,251	54	15	0	3	1	102	0	2,442
1	Total	AM12:00-01:00	973	795	108	22	4	2	1	87	2	1,994
1	Total	PM01:00-02:00	468	243	251	17	3	0	1	166	2	1,151
1	Total	PM02:00-03:00	612	1,008	290	52	4	14	3	106	0	2,089
1	Total	PM03:00-04:00	619	534	180	32	17	8	1	85	0	1,476
1	Total	PM04:00-05:00	1,521	1,490	559	68	10	2	1	61	0	3,716
1	Total	PM05:00-06:00	1,819	2,170	634	79	13	3	2	94	0	4,814
1	Total	PM06:00-07:00	1,878	1,901	143	40	10	6	0	143	2	4,123
1	Total	PM07:00-08:00	787	1,480	83	6	1	1	0	96	0	2,454
1	Total	PM08:00-09:00	293	1,042	36	7	0	0	0	63	0	1,441
1	Total	PM09:00-10:00	145	325	22	2	0	0	0	80	0	574
1	Total	PM10:00-11:00	80	217	10	0	1	0	1	95	0	404
1	Total	PM11:00-12:00	104	88	8	2	0	0	0	78	0	280
1	Total	AM12:00-01:00	99	97	5	0	0	0	0	48	0	249
1	Total	AM01:00-02:00	93	96	0	0	0	0	0	35	0	224
1	Total	AM02:00-03:00	28	12	0	0	0	0	0	51	0	91
1	Total	AM03:00-04:00	56	9	0	0	0	0	0	44	0	109
1	Total	AM04:00-05:00	41	49	6	0	0	0	0	30	0	126
1	Total	AM05:00-06:00	111	171	99	1	0	0	0	28	0	410
1	Total	Total	17,745	21,903	4,977	725	135	67	14	2,562	11	48,127



# APPENDIX

TRAFFIC SURVEYS FOR MP STUDY ON URBAN FACILITIES RESTORATION AND IMPROVEMENT IN MONROVIA												
Road No & Name		2	TB Annex Screen Line Counting 24Hrs				Survey Date		Feb	5	2009	
Sta. N	Up + Down Stream	Time Duration	Number of Vehicles									
			Sedan/Pickup/ Wagon	Taxi	Mini Bus	Large Bus	Light Truck	Heavy Truck	Trailer	Moterbike	Bicycle	Total
2	Total	AM06:00-07:00	79	92	34	10	1	3	0	33	2	254
2	Total	AM07:00-08:00	282	742	40	7	9	20	0	53	0	1,153
2	Total	AM08:00-09:00	1,925	1,200	141	46	34	24	4	193	6	3,573
2	Total	AM09:00-10:00	1,082	1,854	77	20	26	22	2	141	6	3,230
2	Total	AM10:00-11:00	505	1,246	98	11	31	21	2	154	7	2,075
2	Total	AM11:00-12:00	515	907	70	15	13	25	8	131	9	1,693
2	Total	AM12:00-01:00	556	915	77	18	14	29	6	118	1	1,734
2	Total	PM01:00-02:00	528	960	99	64	14	35	4	97	10	1,811
2	Total	PM02:00-03:00	542	897	352	182	78	70	5	286	36	2,448
2	Total	PM03:00-04:00	530	865	269	112	83	55	22	255	17	2,208
2	Total	PM04:00-05:00	1,910	1,992	335	213	117	154	8	171	18	4,918
2	Total	PM05:00-06:00	1,744	2,052	385	144	143	93	3	261	16	4,841
2	Total	PM06:00-07:00	1,942	2,218	414	223	180	69	0	276	8	5,330
2	Total	PM07:00-08:00	852	976	338	145	144	20	0	263	10	2,748
2	Total	PM08:00-09:00	949	779	355	127	119	46	2	221	4	2,602
2	Total	PM09:00-10:00	768	599	163	120	27	7	0	78	1	1,763
2	Total	PM10:00-11:00	289	399	48	9	2	11	0	83	0	841
2	Total	PM11:00-12:00	197	144	97	2	3	0	1	53	0	497
2	Total	AM12:00-01:00	74	20	13	0	0	0	0	20	0	127
2	Total	AM01:00-02:00	33	1	1	0	0	0	0	1	0	36
2	Total	AM02:00-03:00	15	8	6	1	0	1	0	0	0	31
2	Total	AM03:00-04:00	14	4	0	0	0	0	0	0	0	18
2	Total	AM04:00-05:00	8	2	1	0	0	1	0	0	0	12
2	Total	AM05:00-06:00	73	60	18	10	3	2	0	13	1	180
2	Total	Total	15,412	18,932	3,431	1,479	1,041	708	67	2,901	152	44,123



### Traffic Count

#### TRAFFIC SURVEYS FOR MP STUDY ON URBAN FACILITIES RESTORATION AND IMPROVEMENT IN MONROVIA

STA. No & ROAD NAME	1	Stockton Creek Bridge Somalia Drive TC 24hrs	Survey Date	2	4	2009
Direction	From	12	Checked by	Yvonne P. Jackson		
Up Stream	To	5&6	Supervisor	Mr. Sekou Komech		

Sta. No	Direction		Time Duration	Number of Vehicles										Total
	From	To		Sedan/Pick up/Wagon	Taxi	Mini Bus	Large Bus	Light Truck	Heavy Truck	Trailer	Motorbike	Bicycle		
1	12	5&6	AM06:00-07:00	243	200	140	52	4	9	1	43	0	692	
1	12	5&6	AM07:00-08:00	910	623	169	19	15	5	8	110	0	1,859	
1	12	5&6	AM08:00-09:00	1,153	1,274	227	16	14	26	6	96	0	2,812	
1	12	5&6	AM09:00-10:00	1,091	1,380	257	13	5	28	5	101	4	2,884	
1	12	5&6	AM10:00-11:00	740	726	294	9	9	1	9	116	0	1,904	
1	12	5&6	AM11:00-12:00	442	313	233	4	2	0	13	110	0	1,117	
1	12	5&6	AM12:00-01:00	314	323	311	0	13	0	14	147	0	1,122	
1	12	5&6	PM01:00-02:00	287	201	45	20	4	0	13	126	0	696	
1	12	5&6	PM02:00-03:00	194	190	65	10	0	0	5	145	0	609	
1	12	5&6	PM03:00-04:00	282	176	52	0	11	0	9	135	0	665	
1	12	5&6	PM04:00-05:00	220	200	58	9	4	22	4	111	1	629	
1	12	5&6	PM05:00-06:00	287	191	39	6	8	8	3	120	2	664	
1	12	5&6	PM06:00-07:00	298	230	51	16	1	11	1	180	7	795	
1	12	5&6	PM07:00-08:00	236	144	145	11	12	20	4	244	2	818	
1	12	5&6	PM08:00-09:00	132	154	45	18	11	13	3	150	0	526	
1	12	5&6	PM09:00-10:00	163	154	3	4	0	6	1	69	0	400	
1	12	5&6	PM10:00-11:00	94	21	4	3	1	0	0	15	0	138	
1	12	5&6	PM11:00-12:00	31	9	3	2	0	0	0	14	0	59	
1	12	5&6	AM12:00-01:00	16	1	1	2	0	0	0	3	0	23	
1	12	5&6	AM01:00-02:00	5	2	0	1	0	0	0	0	0	8	
1	12	5&6	AM02:00-03:00	2	0	0	0	0	0	0	0	0	2	
1	12	5&6	AM03:00-04:00	2	0	0	0	0	0	0	0	0	2	
1	12	5&6	AM04:00-05:00	13	1	0	0	0	0	0	0	0	14	
1	12	5&6	AM05:00-06:00	39	12	22	9	2	3	0	2	0	89	
1	12	5&6	Total	7,194	6,525	2,164	224	116	152	99	2,037	16	18,527	

#### TRAFFIC SURVEYS FOR MP STUDY ON URBAN FACILITIES RESTORATION AND IMPROVEMENT IN MONROVIA

Road No & Name	1	Stockton Creek Bridge Somalia Drive TC 24hrs	Survey Date	2	4	2009
Direction	From	3	Checked by	Yvonne P. Jackson		
Down Stream	To	12	Supervisor	Mr. Sekou Komech		

Sta. No	Direction		Time Duration	Number of Vehicles										Total
	From	To		Sedan/Pick up/Wagon	Taxi	Mini Bus	Large Bus	Light Truck	Heavy Truck	Trailer	Motorbike	Bicycle		
1	5&6	12	AM06:00-07:00	54	47	75	32	8	8	0	41	0	265	
1	5&6	12	AM07:00-08:00	947	714	40	0	0	0	0	56	2	1,739	
1	5&6	12	AM08:00-09:00	758	876	72	11	7	12	6	130	1	1,873	
1	5&6	12	AM09:00-10:00	152	177	78	11	12	20	9	231	2	692	
1	5&6	12	AM10:00-11:00	189	204	91	12	1	22	23	178	0	720	
1	5&6	12	AM11:00-12:00	231	196	88	4	8	25	27	178	1	758	
1	5&6	12	AM12:00-01:00	799	191	83	5	6	5	17	191	2	1,299	
1	5&6	12	PM01:00-02:00	564	582	90	3	7	14	8	165	2	1,435	
1	5&6	12	PM02:00-03:00	424	268	67	8	9	2	9	243	1	1,031	
1	5&6	12	PM03:00-04:00	768	786	55	6	11	10	0	129	0	1,765	
1	5&6	12	PM04:00-05:00	844	816	245	18	6	16	2	216	1	2,164	
1	5&6	12	PM05:00-06:00	1,231	1,158	465	21	5	13	4	199	0	3,096	
1	5&6	12	PM06:00-07:00	422	556	178	16	7	10	1	108	2	1,300	
1	5&6	12	PM07:00-08:00	648	750	83	9	8	3	0	140	1	1,642	
1	5&6	12	PM08:00-09:00	253	110	56	20	10	13	2	52	1	517	
1	5&6	12	PM09:00-10:00	112	143	100	24	7	4	1	72	0	463	
1	5&6	12	PM10:00-11:00	130	163	102	16	13	12	8	15	0	439	
1	5&6	12	PM11:00-12:00	63	87	13	1	12	1	0	25	2	204	
1	5&6	12	AM12:00-01:00	11	6	3	0	0	0	0	13	0	33	
1	5&6	12	AM01:00-02:00	2	2	0	0	0	0	0	6	0	10	
1	5&6	12	AM02:00-03:00	3	4	0	0	0	0	0	7	0	16	
1	5&6	12	AM03:00-04:00	6	1	0	0	0	0	0	3	0	10	
1	5&6	12	AM04:00-05:00	10	9	0	0	0	0	0	9	0	28	
1	5&6	12	AM05:00-06:00	8	13	0	0	0	0	0	3	0	24	
1	5&6	12	Total	8,631	7,859	1,984	217	137	190	117	2,410	18	21,563	

1.19975 1.20444 0.916821 0.96875 1.181034 1.25 1.181818 1.183112 1.125 1.163869

#### TRAFFIC SURVEYS FOR MP STUDY ON URBAN FACILITIES RESTORATION AND IMPROVEMENT IN MONROVIA

Road No & Name	1	Stockton Creek Bridge Somalia Drive TC 24hrs	Survey Date	2	4	2009
----------------	---	--	-------------	---	---	------

Sta. No	Up + Down Stream	Time Duration	Number of Vehicles										Total
			Sedan/Pick up/Wagon	Taxi	Mini Bus	Large Bus	Light Truck	Heavy Truck	Trailer	Motorbike	Bicycle		
1	Total	AM06:00-07:00	297	247	215	84	12	17	1	84	0	957	
1	Total	AM07:00-08:00	1,857	1,337	209	19	15	5	8	166	2	3,618	
1	Total	AM08:00-09:00	1,911	2,150	299	27	21	38	12	226	1	4,683	
1	Total	AM09:00-10:00	1,243	1,557	335	24	17	48	14	332	6	3,576	
1	Total	AM10:00-11:00	929	930	385	21	10	23	32	294	0	2,624	
1	Total	AM11:00-12:00	673	509	321	8	10	25	40	288	1	1,875	
1	Total	AM12:00-01:00	1,113	514	394	5	19	5	31	338	2	2,421	
1	Total	PM01:00-02:00	851	783	135	23	11	14	21	291	2	2,131	
1	Total	PM02:00-03:00	618	458	132	18	9	2	14	388	1	1,640	
1	Total	PM03:00-04:00	1,050	962	107	6	22	10	9	264	0	2,430	
1	Total	PM04:00-05:00	1,064	1,016	303	27	10	38	6	327	2	2,793	
1	Total	PM05:00-06:00	1,518	1,349	504	27	13	21	7	319	2	3,760	
1	Total	PM06:00-07:00	720	786	229	32	8	21	2	288	9	2,095	
1	Total	PM07:00-08:00	884	894	228	20	20	23	4	384	3	2,460	
1	Total	PM08:00-09:00	385	264	101	38	21	26	5	202	1	1,043	
1	Total	PM09:00-10:00	275	297	103	28	7	10	2	141	0	863	
1	Total	PM10:00-11:00	224	184	106	19	14	12	8	30	0	597	
1	Total	PM11:00-12:00	94	96	16	3	12	1	0	39	2	263	
1	Total	AM12:00-01:00	27	7	4	2	0	0	0	16	0	56	
1	Total	AM01:00-02:00	7	4	0	1	0	0	0	6	0	18	
1	Total	AM02:00-03:00	7	4	0	0	0	0	0	7	0	18	
1	Total	AM03:00-04:00	8	1	0	0	0	0	0	3	0	12	
1	Total	AM04:00-05:00	23	10	0	0	0	0	0	9	0	42	
1	Total	AM05:00-06:00	47	25	22	9	2	3	0	5	0	113	
1	Total	Total	15,825	14,384	4,148	441	253	342	216	4,447	34	40,090	

### Traffic Count

TRAFFIC SURVEYS FOR MP STUDY ON URBAN FACILITIES RESTORATION AND IMPROVEMENT IN MONROVIA						
STA. No & ROAD NAME	2		DOUBLE BRIDGE Somalia Drive TC (24 Hrs)		Survey Date	5 2 2009
Direction	From	11		Checked by	Richmond M Dundas	
Up Stream	To	12		Supervisor	Mr. Sekou Konneh	

Sta. No	Direction		Time Duration	Number of Vehicles										Total
	From	To		Sedan/Pick up/Truck	Taxi	Mini Bus	Large Bus	Light Truck	Heavy Truck	Trailer	Motorbike	Bicycle		
2	11	12	AM06:00-07:00	142	260	102	33	16	28	6	25	5	617	
2	11	12	AM07:00-08:00	115	202	194	85	97	45	22	101	22	883	
2	11	12	AM08:00-09:00	920	915	224	110	96	45	22	84	10	2,426	
2	11	12	AM09:00-10:00	466	550	310	94	120	73	43	120	16	1,792	
2	11	12	AM10:00-11:00	522	615	124	110	96	45	22	84	10	1,628	
2	11	12	AM11:00-12:00	386	425	94	72	73	50	32	76	4	1,212	
2	11	12	AM12:00-01:00	464	750	138	87	50	27	15	28	16	1,575	
2	11	12	PM01:00-02:00	542	460	102	33	16	28	6	25	5	1,217	
2	11	12	PM02:00-03:00	205	300	110	33	16	28	4	38	10	744	
2	11	12	PM03:00-04:00	268	472	340	155	76	54	27	52	16	1,460	
2	11	12	PM04:00-05:00	237	414	210	178	200	79	12	50	7	1,387	
2	11	12	PM05:00-06:00	210	348	150	219	147	63	25	39	6	1,207	
2	11	12	PM06:00-07:00	822	625	90	80	43	22	23	45	5	1,755	
2	11	12	PM07:00-08:00	64	150	138	87	50	27	15	28	16	575	
2	11	12	PM08:00-09:00	50	210	194	93	74	45	20	35	10	731	
2	11	12	PM09:00-10:00	30	150	122	64	82	53	32	46	8	587	
2	11	12	PM10:00-11:00	146	276	70	42	12	6	0	9	0	561	
2	11	12	PM11:00-12:00	15	56	12	7	24	25	14	7	0	160	
2	11	12	AM12:00-01:00	12	45	7	5	8	28	12	16	0	133	
2	11	12	AM01:00-02:00	5	25	14	6	8	28	24	2	0	112	
2	11	12	AM02:00-03:00	7	15	5	4	7	10	8	5	0	61	
2	11	12	AM03:00-04:00	28	75	16	14	9	15	8	15	0	180	
2	11	12	AM04:00-05:00	16	40	23	16	20	20	7	4	0	146	
2	11	12	AM05:00-06:00	12	40	22	16	18	30	9	4	5	156	
2	11	12	Total	5,684	7,418	2,811	1,643	1,358	874	408	998	171	21,305	

TRAFFIC SURVEYS FOR MP STUDY ON URBAN FACILITIES RESTORATION AND IMPROVEMENT IN MONROVIA						
Road No & Name	2		DOUBLE BRIDGE Somalia Drive TC (24 Hrs)		Survey Date	5 2 2009
Direction	From	12		Checked by	Richmond M Dundas	
Down Stream	To	11		Supervisor	Mr. Sekou Konneh	

Sta. No	Direction		Time Duration	Number of Vehicles										Total
	From	To		Sedan/Pick up/Truck	Taxi	Mini Bus	Large Bus	Light Truck	Heavy Truck	Trailer	Motorbike	Bicycle		
2	12	11	AM06:00-07:00	142	260	102	33	16	28	6	25	5	617	
2	12	11	AM07:00-08:00	142	360	102	33	16	28	4	38	10	733	
2	12	11	AM08:00-09:00	672	472	340	155	76	54	27	52	16	1,864	
2	12	11	AM09:00-10:00	237	414	210	178	200	79	12	50	7	1,387	
2	12	11	AM10:00-11:00	510	1,048	250	219	147	63	25	39	6	2,307	
2	12	11	AM11:00-12:00	482	125	90	80	43	22	23	45	5	915	
2	12	11	AM12:00-01:00	164	150	138	87	50	27	15	28	16	675	
2	12	11	PM01:00-02:00	250	219	194	93	74	45	20	35	10	940	
2	12	11	PM02:00-03:00	130	150	122	64	82	53	32	46	8	687	
2	12	11	PM03:00-04:00	280	110	84	83	210	70	45	97	12	991	
2	12	11	PM04:00-05:00	115	202	94	85	97	45	22	101	22	783	
2	12	11	PM05:00-06:00	166	250	115	94	120	73	43	120	16	997	
2	12	11	PM06:00-07:00	120	215	124	110	96	45	22	84	10	826	
2	12	11	PM07:00-08:00	86	125	94	63	40	76	83	72	4	643	
2	12	11	PM08:00-09:00	82	125	90	80	43	22	23	45	2	512	
2	12	11	PM09:00-10:00	64	150	138	87	50	27	15	28	0	559	
2	12	11	PM10:00-11:00	30	219	194	93	74	45	20	35	0	730	
2	12	11	PM11:00-12:00	30	150	122	64	82	53	32	46	1	580	
2	12	11	AM12:00-01:00	22	56	47	32	24	25	0	120	0	326	
2	12	11	AM01:00-02:00	14	40	22	16	18	20	7	4	0	141	
2	12	11	AM02:00-03:00	30	45	33	48	12	16	2	43	0	229	
2	12	11	AM03:00-04:00	28	75	16	14	9	15	8	15	0	180	
2	12	11	AM04:00-05:00	12	40	22	16	18	20	7	4	5	144	
2	12	11	AM05:00-06:00	20	53	35	32	22	17	10	15	7	211	
2	12	11	Total	3,848	5,053	2,778	1,859	1,619	968	503	1,187	162	17,977	

TRAFFIC SURVEYS FOR MP STUDY ON URBAN FACILITIES RESTORATION AND IMPROVEMENT IN MONROVIA						
Road No & Name	2		DOUBLE BRIDGE Somalia Drive TC (24 Hrs)		Survey Date	5 2 2009

Sta. No	Up + Down Stream	Time Duration	Number of Vehicles										Total
			Sedan/Pick up/Truck	Taxi	Mini Bus	Large Bus	Light Truck	Heavy Truck	Trailer	Motorbike	Bicycle		
2	Total	AM06:00-07:00	284	520	204	66	32	56	12	50	10	1,234	
2	Total	AM07:00-08:00	257	562	296	118	113	73	26	139	32	1,616	
2	Total	AM08:00-09:00	1,592	1,387	564	265	172	99	49	136	26	4,290	
2	Total	AM09:00-10:00	703	964	520	272	320	152	55	170	23	3,179	
2	Total	AM10:00-11:00	1,032	1,663	374	329	243	108	47	123	16	3,935	
2	Total	AM11:00-12:00	868	350	184	152	116	72	35	121	9	2,127	
2	Total	AM12:00-01:00	628	900	276	174	100	54	30	56	32	2,250	
2	Total	PM01:00-02:00	792	679	296	126	90	73	26	60	15	2,157	
2	Total	PM02:00-03:00	335	450	232	97	98	81	36	84	18	1,431	
2	Total	PM03:00-04:00	548	582	424	238	286	124	72	149	28	2,451	
2	Total	PM04:00-05:00	352	616	304	263	297	124	34	151	29	2,170	
2	Total	PM05:00-06:00	376	598	265	313	267	136	68	159	22	2,204	
2	Total	PM06:00-07:00	942	840	214	190	139	67	45	129	15	2,581	
2	Total	PM07:00-08:00	150	275	232	150	103	98	100	20	20	1,218	
2	Total	PM08:00-09:00	132	335	284	173	117	67	43	80	12	1,243	
2	Total	PM09:00-10:00	94	300	260	151	132	80	47	74	8	1,146	
2	Total	PM10:00-11:00	196	495	264	135	86	51	20	44	0	1,291	
2	Total	PM11:00-12:00	45	206	134	71	106	78	46	53	1	740	
2	Total	AM12:00-01:00	34	101	54	37	32	53	12	136	0	459	
2	Total	AM01:00-02:00	19	65	36	22	26	48	31	6	0	253	
2	Total	AM02:00-03:00	37	60	38	52	19	26	10	48	0	290	
2	Total	AM03:00-04:00	56	150	32	28	18	30	16	30	0	360	
2	Total	AM04:00-05:00	28	80	45	32	38	40	14	8	5	290	
2	Total	AM05:00-06:00	32	93	57	48	40	47	19	19	12	367	
2	Total	Total	9,532	12,471	5,589	3,302	2,977	1,842	911	2,125	333	39,282	

Traffic Count

TRAFFIC SURVEYS FOR MP STUDY ON URBAN FACILITIES RESTORATION AND IMPROVEMENT IN MONROVIA							
STA. No & ROAD NAME		3		HORTON Avenue By-Pass(CELLCOM BUILDING) TC (24Hrs)		Survey Date	
Direction		From		7		6 2 2009	
Up Stream		To		5		Checked by Spencer D. Zooduah Supervisor Mr. Sekou Kromch	

Sta. No	Direction		Time Duration	Sedan/Pick up/Jeep	Truck	Mini Bus	Large Bus	Light Truck	Heavy Truck	Trailer	Motorbike	Bicycle	Total
	From	To											
3	7	5	AM06:00-07:00	92	120	73	22	16	9	3	38	3	
3	7	5	AM07:00-08:00	970	787	22	29	40	14	0	45	0	1,907
3	7	5	AM08:00-09:00	2,115	1,374	122	60	32	18	2	62	7	3,792
3	7	5	AM09:00-10:00	2,967	2,180	64	55	53	17	5	32	1	5,374
3	7	5	AM10:00-11:00	1,265	1,306	87	45	44	23	6	64	8	2,848
3	7	5	AM11:00-12:00	824	598	182	93	31	8	5	82	13	1,836
3	7	5	AM12:00-01:00	670	654	97	101	94	36	5	76	8	1,741
3	7	5	PM01:00-02:00	610	345	120	76	84	12	3	76	2	1,328
3	7	5	PM02:00-03:00	347	310	134	62	99	20	1	150	0	1,123
3	7	5	PM03:00-04:00	291	376	105	76	67	11	8	77	4	1,015
3	7	5	PM04:00-05:00	247	310	134	62	87	20	1	150	3	1,014
3	7	5	PM05:00-06:00	291	376	105	76	53	11	8	77	4	1,091
3	7	5	PM06:00-07:00	265	306	87	45	44	23	6	64	8	848
3	7	5	PM07:00-08:00	130	45	33	48	12	16	2	43	2	331
3	7	5	PM08:00-09:00	28	75	16	14	9	15	8	15	1	181
3	7	5	PM09:00-10:00	14	40	22	16	18	20	7	4	0	141
3	7	5	PM10:00-11:00	10	22	0	0	0	5	9	8	0	34
3	7	5	PM11:00-12:00	6	14	5	1	0	8	9	4	0	47
3	7	5	AM12:00-01:00	8	12	3	0	1	10	15	0	0	49
3	7	5	AM01:00-02:00	4	8	1	0	2	7	8	0	0	30
3	7	5	AM02:00-03:00	3	12	2	0	0	13	6	0	0	36
3	7	5	AM03:00-04:00	0	8	0	0	3	1	12	2	0	26
3	7	5	AM04:00-05:00	5	14	7	6	2	3	0	7	0	44
3	7	5	AM05:00-06:00	8	27	12	10	6	5	0	12	3	83
3	7	5	Total	11,170	9,319	1,433	897	797	325	129	1,088	67	25,225

TRAFFIC SURVEYS FOR MP STUDY ON URBAN FACILITIES RESTORATION AND IMPROVEMENT IN MONROVIA							
Road No & Name		3		HORTON Avenue By-Pass(CELLCOM BUILDING) TC (24Hrs)		Survey Date	
Direction		From		5		6 2 2009	
Down Stream		To		7		Checked by Spencer D. Zooduah Supervisor Mr. Sekou Kromch	

Sta. No	Direction		Time Duration	Sedan/Pick up/Jeep	Truck	Mini Bus	Large Bus	Light Truck	Heavy Truck	Trailer	Motorbike	Bicycle	Total
	From	To											
3	5	7	AM06:00-07:00	115	174	54	60	32	18	2	62	7	524
3	5	7	AM07:00-08:00	265	306	87	45	44	23	6	64	8	848
3	5	7	AM08:00-09:00	240	330	182	93	31	8	5	82	13	984
3	5	7	AM09:00-10:00	200	347	97	101	94	36	5	76	8	964
3	5	7	AM10:00-11:00	210	345	120	76	84	12	3	76	2	928
3	5	7	AM11:00-12:00	247	310	134	62	105	20	1	150	0	1,029
3	5	7	AM12:00-01:00	291	376	105	76	67	11	8	187	4	1,125
3	5	7	PM01:00-02:00	92	120	73	22	16	9	3	38	3	376
3	5	7	PM02:00-03:00	970	487	22	29	93	14	0	45	0	1,660
3	5	7	PM03:00-04:00	430	645	33	48	12	16	2	43	0	1,229
3	5	7	PM04:00-05:00	523	375	16	124	29	15	8	31	0	1,121
3	5	7	PM05:00-06:00	2,215	2,140	22	42	17	11	3	22	0	4,472
3	5	7	PM06:00-07:00	1,109	1,322	79	34	24	27	9	18	0	2,622
3	5	7	PM07:00-08:00	1,009	918	123	26	32	13	8	135	0	2,264
3	5	7	PM08:00-09:00	138	315	5	14	21	20	15	20	0	548
3	5	7	PM09:00-10:00	116	310	1	1	2	15	8	8	0	461
3	5	7	PM10:00-11:00	67	96	0	1	0	8	6	8	0	186
3	5	7	PM11:00-12:00	37	68	0	0	0	6	12	6	0	129
3	5	7	AM12:00-01:00	5	3	7	3	2	3	0	7	0	30
3	5	7	AM01:00-02:00	8	3	0	0	0	0	0	4	0	15
3	5	7	AM02:00-03:00	4	7	0	0	4	0	2	0	0	17
3	5	7	AM03:00-04:00	6	2	4	0	0	6	4	0	0	22
3	5	7	AM04:00-05:00	10	6	7	0	0	4	2	7	3	39
3	5	7	AM05:00-06:00	34	9	12	7	10	6	7	14	3	102
3	5	7	Total	8,341	9,014	1,183	864	719	301	119	1,103	51	21,695

TRAFFIC SURVEYS FOR MP STUDY ON URBAN FACILITIES RESTORATION AND IMPROVEMENT IN MONROVIA							
Road No & Name		3		HORTON Avenue By-Pass(CELLCOM BUILDING) TC (24Hrs)		Survey Date	
Up + Down Stream		From		7		6 2 2009	

Sta. No	Up + Down Stream	Time Duration	Sedan/Pick up/Jeep	Truck	Mini Bus	Large Bus	Light Truck	Heavy Truck	Trailer	Motorbike	Bicycle	Total
3	Total	AM07:00-08:00	1,235	1,093	109	74	84	37	6	109	8	2,755
3	Total	AM08:00-09:00	2,355	1,704	304	153	63	26	7	144	20	4,776
3	Total	AM09:00-10:00	3,167	2,527	161	156	147	53	10	108	9	6,338
3	Total	AM10:00-11:00	1,475	1,651	207	121	128	35	9	140	10	3,776
3	Total	AM11:00-12:00	1,071	908	316	155	136	28	6	232	13	2,865
3	Total	AM12:00-01:00	961	1,030	202	177	161	47	13	263	12	2,866
3	Total	PM01:00-02:00	702	465	193	98	100	21	6	114	5	1,704
3	Total	PM02:00-03:00	1,317	797	156	91	122	34	1	195	0	2,783
3	Total	PM03:00-04:00	721	1,021	138	124	79	27	10	120	4	2,244
3	Total	PM04:00-05:00	770	685	150	186	116	35	9	181	3	2,135
3	Total	PM05:00-06:00	2,506	2,516	127	118	70	22	11	99	4	5,473
3	Total	PM06:00-07:00	1,374	1,628	166	79	68	50	15	82	8	3,470
3	Total	PM07:00-08:00	1,139	963	156	74	44	29	10	178	2	2,595
3	Total	PM08:00-09:00	166	390	21	28	30	35	23	35	1	729
3	Total	PM09:00-10:00	130	350	23	17	20	35	15	12	0	602
3	Total	PM10:00-11:00	77	118	0	1	0	13	15	16	0	240
3	Total	PM11:00-12:00	43	82	5	1	0	14	21	10	0	176
3	Total	AM12:00-01:00	13	15	10	3	3	13	15	7	0	79
3	Total	AM01:00-02:00	12	11	1	0	2	7	8	4	0	45
3	Total	AM02:00-03:00	7	19	2	0	4	13	8	0	0	53
3	Total	AM03:00-04:00	6	10	4	0	3	7	16	2	0	48
3	Total	AM04:00-05:00	15	20	14	6	2	7	2	14	3	83
3	Total	AM05:00-06:00	42	36	24	17	16	11	7	26	6	185
3	Total	Total	19,511	18,333	2,616	1,761	1,516	626	248	2,191	118	46,920

### Traffic Count

TRAFFIC SURVEYS FOR MP STUDY ON URBAN FACILITIES RESTORATION AND IMPROVEMENT IN MONROVIA							
Sta. No & ROAD NAME		4		FISH MARKET(SINKOR) Tubman Blvd TC (24 Hrs)		Survey Date	
Direction		From		10		16	
Up Stream		To		5		2	
						Checked by	
						Maima M. Kaifa	
						Supervisor	
						Mr. Sekou Konneh	

Sta. No	Direction		Time Duration	Number of Vehicles									
	From	To		Sedan/Pick up/Wagon	Taxi	Mini Bus	Large Bus	Light Truck	Heavy Truck	Trailer	Moterbike	Bicycle	Total
4	10	5	AM06:00-07:00	105	120	60	30	45	23	7	45	6	441
4	10	5	AM07:00-08:00	476	609	72	40	33	17	5	56	4	1,312
4	10	5	AM08:00-09:00	2,215	1,400	290	74	52	13	3	62	7	4,116
4	10	5	AM09:00-10:00	1,209	2,460	301	76	40	7	1	73	1	4,168
4	10	5	AM10:00-11:00	1,185	1,430	186	42	40	3	0	54	3	2,943
4	10	5	AM11:00-12:00	825	1,300	60	28	22	5	4	32	7	2,283
4	10	5	AM12:00-01:00	519	410	56	52	15	12	9	26	1	1,100
4	10	5	PM01:00-02:00	297	223	62	26	22	22	4	15	13	684
4	10	5	PM02:00-03:00	260	148	82	44	18	6	2	24	7	591
4	10	5	PM03:00-04:00	343	220	60	31	14	13	9	32	3	725
4	10	5	PM04:00-05:00	521	230	56	36	22	25	4	13	0	907
4	10	5	PM05:00-06:00	115	147	68	33	18	7	2	22	1	413
4	10	5	PM06:00-07:00	34	86	43	36	21	10	7	18	5	260
4	10	5	PM07:00-08:00	54	110	60	23	44	8	2	29	0	330
4	10	5	PM08:00-09:00	62	94	44	22	56	18	12	35	0	343
4	10	5	PM09:00-10:00	52	120	28	16	26	32	18	32	0	324
4	10	5	PM10:00-11:00	37	150	22	6	0	22	12	0	0	249
4	10	5	PM11:00-12:00	22	96	13	4	1	0	0	1	0	137
4	10	5	AM12:00-01:00	12	0	0	1	2	0	1	0	0	16
4	10	5	AM01:00-02:00	0	2	1	0	0	0	0	0	0	3
4	10	5	AM02:00-03:00	1	0	0	0	1	0	0	0	0	2
4	10	5	AM03:00-04:00	0	0	0	0	0	0	0	0	0	0
4	10	5	AM04:00-05:00	3	4	0	0	0	1	0	7	0	15
4	10	5	AM05:00-06:00	18	32	13	0	6	4	1	13	0	87
4	10	5	Total	8,365	9,391	1,577	620	498	248	103	589	58	21,449

TRAFFIC SURVEYS FOR MP STUDY ON URBAN FACILITIES RESTORATION AND IMPROVEMENT IN MONROVIA							
Road No & Name		4		FISH MARKET(SINKOR) Tubman Blvd TC (24 Hrs)		Survey Date	
Direction		From		5		16	
Down Stream		To		10		2	
						Checked by	
						Maima M. Kaifa	
						Supervisor	
						Mr. Sekou Konneh	

Sta. No	Direction		Time Duration	Number of Vehicles									
	From	To		Sedan/Pick up/Wagon	Taxi	Mini Bus	Large Bus	Light Truck	Heavy Truck	Trailer	Moterbike	Bicycle	Total
4	5	10	AM06:00-07:00	60	148	82	44	18	6	2	24	7	391
4	5	10	AM07:00-08:00	42	120	60	31	14	13	9	32	3	324
4	5	10	AM08:00-09:00	21	130	56	36	22	25	4	13	0	307
4	5	10	AM09:00-10:00	15	148	68	33	18	7	2	22	1	314
4	5	10	AM10:00-11:00	34	86	43	26	21	10	7	18	5	260
4	5	10	AM11:00-12:00	125	315	60	28	22	5	4	32	7	598
4	5	10	AM12:00-01:00	119	210	56	12	15	12	9	26	1	460
4	5	10	PM01:00-02:00	97	223	62	26	22	22	4	15	13	484
4	5	10	PM02:00-03:00	60	148	82	44	18	6	2	24	7	391
4	5	10	PM03:00-04:00	942	820	60	31	14	13	9	32	3	1,924
4	5	10	PM04:00-05:00	2,309	1,846	101	76	40	7	1	73	1	4,454
4	5	10	PM05:00-06:00	2,084	2,400	86	42	40	3	0	64	3	4,722
4	5	10	PM06:00-07:00	525	615	60	28	22	5	4	32	7	1,298
4	5	10	PM07:00-08:00	619	510	56	12	15	12	9	26	1	1,260
4	5	10	PM08:00-09:00	754	410	60	23	44	8	2	29	0	1,330
4	5	10	PM09:00-10:00	462	394	44	22	56	18	12	35	0	1,043
4	5	10	PM10:00-11:00	352	220	28	16	26	32	18	32	0	724
4	5	10	PM11:00-12:00	137	150	22	6	14	22	35	40	0	426
4	5	10	AM12:00-01:00	22	96	13	4	6	38	42	32	0	253
4	5	10	AM01:00-02:00	12	75	6	4	2	45	48	26	0	218
4	5	10	AM02:00-03:00	10	34	3	1	0	26	13	15	0	122
4	5	10	AM03:00-04:00	6	34	12	8	8	28	22	5	0	123
4	5	10	AM04:00-05:00	6	10	9	7	5	22	17	0	0	76
4	5	10	AM05:00-06:00	10	24	10	13	4	14	5	7	2	89
4	5	10	Total	8,823	9,186	1,139	583	466	399	280	634	61	21,591

TRAFFIC SURVEYS FOR MP STUDY ON URBAN FACILITIES RESTORATION AND IMPROVEMENT IN MONROVIA							
Road No & Name		4		FISH MARKET(SINKOR) Tubman Blvd TC (24 Hrs)		Survey Date	
						16	
						2	
						2009	

Sta. No	Up + Down Stream	Time Duration	Number of Vehicles									
			Sedan/Pick up/Wagon	Taxi	Mini Bus	Large Bus	Light Truck	Heavy Truck	Trailer	Moterbike	Bicycle	Total
4	Total	AM06:00-07:00	165	268	142	74	63	29	9	69	13	832
4	Total	AM07:00-08:00	518	729	132	71	47	30	14	88	7	1,636
4	Total	AM08:00-09:00	2,236	1,530	346	110	74	38	7	75	7	4,423
4	Total	AM09:00-10:00	1,224	2,608	369	109	58	14	3	95	2	4,482
4	Total	AM10:00-11:00	1,219	1,516	229	78	61	13	7	72	8	3,203
4	Total	AM11:00-12:00	950	1,615	120	56	44	10	8	64	14	2,881
4	Total	AM12:00-01:00	638	620	112	64	30	24	18	52	2	1,560
4	Total	PM01:00-02:00	394	446	124	52	44	44	8	30	26	1,168
4	Total	PM02:00-03:00	320	296	164	88	36	12	4	48	14	982
4	Total	PM03:00-04:00	1,285	1,040	120	62	28	26	18	64	6	2,649
4	Total	PM04:00-05:00	2,830	2,076	157	112	62	32	5	86	1	5,361
4	Total	PM05:00-06:00	2,199	2,547	154	75	58	10	2	86	4	5,135
4	Total	PM06:00-07:00	559	701	103	64	43	15	11	50	12	1,558
4	Total	PM07:00-08:00	673	620	116	35	59	20	11	55	1	1,590
4	Total	PM08:00-09:00	816	594	104	45	100	26	14	64	0	1,673
4	Total	PM09:00-10:00	514	514	72	38	82	50	30	67	0	1,367
4	Total	PM10:00-11:00	389	370	50	22	26	54	30	32	0	973
4	Total	PM11:00-12:00	159	246	35	10	15	22	35	41	0	563
4	Total	AM12:00-01:00	34	96	13	5	8	38	43	32	0	269
4	Total	AM01:00-02:00	12	77	7	4	2	45	48	26	0	221
4	Total	AM02:00-03:00	11	54	3	1	1	26	13	15	0	124
4	Total	AM03:00-04:00	6	34	12	8	8	28	22	5	0	123
4	Total	AM04:00-05:00	9	14	9	7	5	23	17	7	0	91
4	Total	AM05:00-06:00	28	56	23	13	10	18	6	20	2	176
4	Total	Total	17,188	18,577	2,716	1,203	964	647	383	1,243	119	43,040



## TRAFFIC COUNT

### TRAFFIC SURVEYS FOR MP STUDY ON URBAN FACILITIES RESTORATION AND IMPROVEMENT IN MONROVIA

Road No & Name	5	Caldwell Bridge TC 12hrs	Survey Date	2	9	2009
Direction	From	To	Checked by	Patience D. Bannie		
Up Stream		02&05	Supervisor	Mr. Sekou Komeh		

Sta. No	Direction		Time Duration	Number of Vehicles										
	From	To		Sedan/Pic km/Wagon	Taxi	Mini Bus	Large Bus	Light Truck	Heavy Truck	Trailer	Moterbike	Bicycle	Total	
5	1	02&05	AM06:00-07:00	47	118	12	0	0	0	0	0	317	1	495
5	1	02&05	AM07:00-08:00	107	137	27	2	0	0	0	0	370	7	650
5	1	02&05	AM08:00-09:00	101	111	118	4	0	0	0	0	308	0	642
5	1	02&05	AM09:00-10:00	40	85	135	21	2	0	0	0	333	3	619
5	1	02&05	AM10:00-11:00	68	70	21	0	0	0	0	0	375	3	537
5	1	02&05	AM11:00-12:00	55	43	20	0	0	1	0	0	237	3	359
5	1	02&05	AM12:00-01:00	87	32	28	0	5	0	1	0	335	12	500
5	1	02&05	PM01:00-02:00	25	81	78	0	4	1	0	0	171	6	366
5	1	02&05	PM02:00-03:00	65	62	11	0	5	2	0	0	217	5	367
5	1	02&05	PM03:00-04:00	31	53	5	0	2	2	0	0	164	2	259
5	1	02&05	PM04:00-05:00	45	116	11	0	1	1	0	0	227	0	401
5	1	02&05	PM05:00-06:00	67	100	27	1	5	0	0	0	140	9	349
5	1	02&05	PM06:00-07:00	0	0	0	0	0	0	0	0	0	0	0
5	1	02&05	PM07:00-08:00	0	0	0	0	0	0	0	0	0	0	0
5	1	02&05	PM08:00-09:00	0	0	0	0	0	0	0	0	0	0	0
5	1	02&05	PM09:00-10:00	0	0	0	0	0	0	0	0	0	0	0
5	1	02&05	PM10:00-11:00	0	0	0	0	0	0	0	0	0	0	0
5	1	02&05	PM11:00-12:00	0	0	0	0	0	0	0	0	0	0	0
5	1	02&05	AM12:00-01:00	0	0	0	0	0	0	0	0	0	0	0
5	1	02&05	AM01:00-02:00	0	0	0	0	0	0	0	0	0	0	0
5	1	02&05	AM02:00-03:00	0	0	0	0	0	0	0	0	0	0	0
5	1	02&05	AM03:00-04:00	0	0	0	0	0	0	0	0	0	0	0
5	1	02&05	AM04:00-05:00	0	0	0	0	0	0	0	0	0	0	0
5	1	02&05	AM05:00-06:00	0	0	0	0	0	0	0	0	0	0	0
5	1	02&05	Total	738	1,008	493	28	24	7	1	1	3,194	51	5,544

### TRAFFIC SURVEYS FOR MP STUDY ON URBAN FACILITIES RESTORATION AND IMPROVEMENT IN MONROVIA

Road No & Name	5	Caldwell Junction UN Drive TC 12hrs	Survey Date	2	9	2009
Direction	From	To	Checked by	Patience D. Bannie		
Down Stream		1	Supervisor	Mr. Sekou Komeh		

Sta. No	Direction		Time Duration	Number of Vehicles										
	From	To		Sedan/Pic km/Wagon	Taxi	Mini Bus	Large Bus	Light Truck	Heavy Truck	Trailer	Moterbike	Bicycle	Total	
5	02&05	1	AM06:00-07:00	7	23	6	2	0	0	0	0	105	4	147
5	02&05	1	AM07:00-08:00	75	92	8	0	0	0	0	0	332	1	508
5	02&05	1	AM08:00-09:00	97	49	24	1	0	0	0	0	315	1	487
5	02&05	1	AM09:00-10:00	98	176	9	1	0	1	0	0	253	4	542
5	02&05	1	AM10:00-11:00	93	89	63	0	1	0	0	0	255	6	507
5	02&05	1	AM11:00-12:00	43	62	46	1	3	0	0	0	319	5	479
5	02&05	1	AM12:00-01:00	68	150	18	0	3	3	0	0	239	2	483
5	02&05	1	PM01:00-02:00	129	69	110	0	4	2	0	0	227	7	548
5	02&05	1	PM02:00-03:00	107	49	128	0	6	1	0	0	212	4	507
5	02&05	1	PM03:00-04:00	64	52	213	0	2	2	0	0	298	8	639
5	02&05	1	PM04:00-05:00	96	171	22	3	1	1	0	0	472	7	773
5	02&05	1	PM05:00-06:00	78	123	14	2	0	1	0	0	105	9	332
5	02&05	1	PM06:00-07:00	0	0	0	0	0	0	0	0	0	0	0
5	02&05	1	PM07:00-08:00	0	0	0	0	0	0	0	0	0	0	0
5	02&05	1	PM08:00-09:00	0	0	0	0	0	0	0	0	0	0	0
5	02&05	1	PM09:00-10:00	0	0	0	0	0	0	0	0	0	0	0
5	02&05	1	PM10:00-11:00	0	0	0	0	0	0	0	0	0	0	0
5	02&05	1	PM11:00-12:00	0	0	0	0	0	0	0	0	0	0	0
5	02&05	1	AM12:00-01:00	0	0	0	0	0	0	0	0	0	0	0
5	02&05	1	AM01:00-02:00	0	0	0	0	0	0	0	0	0	0	0
5	02&05	1	AM02:00-03:00	0	0	0	0	0	0	0	0	0	0	0
5	02&05	1	AM03:00-04:00	0	0	0	0	0	0	0	0	0	0	0
5	02&05	1	AM04:00-05:00	0	0	0	0	0	0	0	0	0	0	0
5	02&05	1	AM05:00-06:00	0	0	0	0	0	0	0	0	0	0	0
5	02&05	1	Total	955	1,105	661	10	20	11	0	0	3,132	58	5,952

### TRAFFIC SURVEYS FOR MP STUDY ON URBAN FACILITIES RESTORATION AND IMPROVEMENT IN MONROVIA

Road No & Name	5	Caldwell Bridge TC 12hrs	Survey Date	2	9	2009
----------------	---	--------------------------	-------------	---	---	------

Sta. No	Up + Down Stream	Time Duration	Number of Vehicles											
			Sedan/Pic km/Wagon	Taxi	Mini Bus	Large Bus	Light Truck	Heavy Truck	Trailer	Moterbike	Bicycle	Total		
5	Total	AM06:00-07:00	54	141	18	2	0	0	0	0	0	422	5	642
5	Total	AM07:00-08:00	182	229	35	2	0	0	0	0	0	702	8	1,158
5	Total	AM08:00-09:00	198	160	142	5	0	0	0	0	0	623	1	1,129
5	Total	AM09:00-10:00	138	261	144	22	2	1	0	0	0	586	7	1,161
5	Total	AM10:00-11:00	161	159	84	0	1	0	0	0	0	630	9	1,044
5	Total	AM11:00-12:00	98	105	66	1	3	1	0	0	0	556	8	838
5	Total	AM12:00-01:00	155	182	46	0	8	3	1	0	0	574	14	983
5	Total	PM01:00-02:00	154	150	188	0	8	3	0	0	0	398	13	914
5	Total	PM02:00-03:00	172	111	139	0	11	3	0	0	0	429	9	874
5	Total	PM03:00-04:00	95	105	218	0	4	4	0	0	0	462	10	898
5	Total	PM04:00-05:00	141	287	33	3	2	2	0	0	0	699	7	1,174
5	Total	PM05:00-06:00	145	223	41	3	5	1	0	0	0	245	18	681
5	Total	PM06:00-07:00	0	0	0	0	0	0	0	0	0	0	0	0
5	Total	PM07:00-08:00	0	0	0	0	0	0	0	0	0	0	0	0
5	Total	PM08:00-09:00	0	0	0	0	0	0	0	0	0	0	0	0
5	Total	PM09:00-10:00	0	0	0	0	0	0	0	0	0	0	0	0
5	Total	PM10:00-11:00	0	0	0	0	0	0	0	0	0	0	0	0
5	Total	PM11:00-12:00	0	0	0	0	0	0	0	0	0	0	0	0
5	Total	AM12:00-01:00	0	0	0	0	0	0	0	0	0	0	0	0
5	Total	AM01:00-02:00	0	0	0	0	0	0	0	0	0	0	0	0
5	Total	AM02:00-03:00	0	0	0	0	0	0	0	0	0	0	0	0
5	Total	AM03:00-04:00	0	0	0	0	0	0	0	0	0	0	0	0
5	Total	AM04:00-05:00	0	0	0	0	0	0	0	0	0	0	0	0
5	Total	AM05:00-06:00	0	0	0	0	0	0	0	0	0	0	0	0
5	Total	Total	1,693	2,113	1,154	38	44	18	1	0	0	6,326	109	11,496

## TRAFFIC COUNT

### TRAFFIC SURVEYS FOR MP STUDY ON URBAN FACILITIES RESTORATION AND IMPROVEMENT IN MONROVIA

STA. No & ROAD NAME		6	Freepoint Intersection UN Drive TC 12hrs		Survey Date		2	13	2009
Direction	From	Freepoint Intersection 03			Checked by		Daniel W. Smith		
Up Stream	To	5			Supervisor		Mr. Sekou Koneh		

Sta. No	Direction		Time Duration	Number of Vehicles									
	From	To		Sedan/Pick up/Wagon	Taxi	Mini Bus	Large Bus	Light Truck	Heavy Truck	Trailer	Motorbike	Bicycle	Total
6	Freepoint	Ir 5	AM06:00-07:00	220	288	39	6	4	4	3	45	5	614
6	Freepoint	Ir 5	AM07:00-08:00	600	800	70	4	18	3	4	215	1	1,715
6	Freepoint	Ir 5	AM08:00-09:00	830	1,320	60	3	13	7	3	245	1	2,482
6	Freepoint	Ir 5	AM09:00-10:00	1,030	1,435	20	2	13	10	6	167	2	2,685
6	Freepoint	Ir 5	AM10:00-11:00	1,200	1,395	33	5	11	7	7	150	2	2,810
6	Freepoint	Ir 5	AM11:00-12:00	1,060	1,210	46	4	0	0	0	101	3	2,424
6	Freepoint	Ir 5	AM12:00-01:00	990	1,120	40	4	0	0	3	70	1	2,228
6	Freepoint	Ir 5	PM01:00-02:00	843	1,001	31	3	0	3	0	35	0	1,918
6	Freepoint	Ir 5	PM02:00-03:00	770	959	23	2	1	1	1	80	2	1,839
6	Freepoint	Ir 5	PM03:00-04:00	600	749	52	3	2	4	3	24	1	1,438
6	Freepoint	Ir 5	PM04:00-05:00	520	900	33	1	1	2	2	75	0	1,534
6	Freepoint	Ir 5	PM05:00-06:00	670	970	48	2	3	4	5	20	0	1,722
6	Freepoint	Ir 5	PM06:00-07:00	0	0	0	0	0	0	0	0	0	0
6	Freepoint	Ir 5	PM07:00-08:00	0	0	0	0	0	0	0	0	0	0
6	Freepoint	Ir 5	PM08:00-09:00	0	0	0	0	0	0	0	0	0	0
6	Freepoint	Ir 5	PM09:00-10:00	0	0	0	0	0	0	0	0	0	0
6	Freepoint	Ir 5	PM10:00-11:00	0	0	0	0	0	0	0	0	0	0
6	Freepoint	Ir 5	PM11:00-12:00	0	0	0	0	0	0	0	0	0	0
6	Freepoint	Ir 5	AM12:00-01:00	0	0	0	0	0	0	0	0	0	0
6	Freepoint	Ir 5	AM01:00-02:00	0	0	0	0	0	0	0	0	0	0
6	Freepoint	Ir 5	AM02:00-03:00	0	0	0	0	0	0	0	0	0	0
6	Freepoint	Ir 5	AM03:00-04:00	0	0	0	0	0	0	0	0	0	0
6	Freepoint	Ir 5	AM04:00-05:00	0	0	0	0	0	0	0	0	0	0
6	Freepoint	Ir 5	AM05:00-06:00	0	0	0	0	0	0	0	0	0	0
6	Freepoint	Ir 5	Total	9,335	12,147	495	39	66	45	37	1,227	18	23,409

### TRAFFIC SURVEYS FOR MP STUDY ON URBAN FACILITIES RESTORATION AND IMPROVEMENT IN MONROVIA

Road No & Name		6	Freepoint Intersection UN Drive TC 12hrs		Survey Date		2	13	2009
Direction	From	5			Checked by		Daniel W. Smith		
Down Stream	To	Freepoint Intersection 03			Supervisor		Mr. Sekou Koneh		

Sta. No	Direction		Time Duration	Number of Vehicles									
	From	To		Sedan/Pick up/Wagon	Taxi	Mini Bus	Large Bus	Light Truck	Heavy Truck	Trailer	Motorbike	Bicycle	Total
6	5	Freepoint Ir	AM06:00-07:00	100	150	25	2	0	0	0	15	0	292
6	5	Freepoint Ir	AM07:00-08:00	350	500	45	5	3	1	1	23	1	929
6	5	Freepoint Ir	AM08:00-09:00	600	1,000	40	7	5	2	7	48	0	1,709
6	5	Freepoint Ir	AM09:00-10:00	840	1,220	49	4	8	5	2	31	2	2,161
6	5	Freepoint Ir	AM10:00-11:00	990	1,100	35	3	2	3	4	46	1	2,184
6	5	Freepoint Ir	AM11:00-12:00	1,009	1,350	33	2	9	6	9	94	3	2,513
6	5	Freepoint Ir	AM12:00-01:00	967	1,330	42	4	7	4	8	192	1	2,555
6	5	Freepoint Ir	PM01:00-02:00	795	1,101	58	3	13	6	3	87	0	2,066
6	5	Freepoint Ir	PM02:00-03:00	697	860	40	2	5	1	1	167	2	1,775
6	5	Freepoint Ir	PM03:00-04:00	890	1,220	60	3	2	5	0	136	0	2,316
6	5	Freepoint Ir	PM04:00-05:00	930	1,340	51	2	0	3	0	150	0	2,476
6	5	Freepoint Ir	PM05:00-06:00	900	1,250	45	3	0	0	0	90	1	2,289
6	5	Freepoint Ir	PM06:00-07:00	0	0	0	0	0	0	0	0	0	0
6	5	Freepoint Ir	PM07:00-08:00	0	0	0	0	0	0	0	0	0	0
6	5	Freepoint Ir	PM08:00-09:00	0	0	0	0	0	0	0	0	0	0
6	5	Freepoint Ir	PM09:00-10:00	0	0	0	0	0	0	0	0	0	0
6	5	Freepoint Ir	PM10:00-11:00	0	0	0	0	0	0	0	0	0	0
6	5	Freepoint Ir	PM11:00-12:00	0	0	0	0	0	0	0	0	0	0
6	5	Freepoint Ir	AM12:00-01:00	0	0	0	0	0	0	0	0	0	0
6	5	Freepoint Ir	AM01:00-02:00	0	0	0	0	0	0	0	0	0	0
6	5	Freepoint Ir	AM02:00-03:00	0	0	0	0	0	0	0	0	0	0
6	5	Freepoint Ir	AM03:00-04:00	0	0	0	0	0	0	0	0	0	0
6	5	Freepoint Ir	AM04:00-05:00	0	0	0	0	0	0	0	0	0	0
6	5	Freepoint Ir	AM05:00-06:00	0	0	0	0	0	0	0	0	0	0
6	5	Freepoint Ir	Total	9,068	12,421	523	40	54	36	35	1,079	11	23,267

1.029444 0.977941 0.946463 0.975 1.222222 1.25 1.057143 1.137164 1.636364 1.006103

### TRAFFIC SURVEYS FOR MP STUDY ON URBAN FACILITIES RESTORATION AND IMPROVEMENT IN MONROVIA

Road No & Name		6	Freepoint Intersection UN Drive TC 12hrs		Survey Date		2	13	2009
----------------	--	---	--	--	-------------	--	---	----	------

Sta. No	Up + Down Stream	Time Duration	Number of Vehicles									
			Sedan/Pick up/Wagon	Taxi	Mini Bus	Large Bus	Light Truck	Heavy Truck	Trailer	Motorbike	Bicycle	Total
6	Total	AM06:00-07:00	320	438	64	8	4	4	3	60	5	906
6	Total	AM07:00-08:00	950	1,300	115	9	21	4	5	238	2	2,644
6	Total	AM08:00-09:00	1,430	2,320	100	10	18	9	10	293	1	4,191
6	Total	AM09:00-10:00	1,870	2,655	69	6	21	15	8	198	4	4,846
6	Total	AM10:00-11:00	2,190	2,495	68	8	13	10	11	196	3	4,994
6	Total	AM11:00-12:00	2,069	2,560	79	6	9	6	9	195	6	4,939
6	Total	AM12:00-01:00	1,957	2,450	82	8	7	4	11	262	2	4,783
6	Total	PM01:00-02:00	1,640	2,102	89	6	13	9	3	122	0	3,984
6	Total	PM02:00-03:00	1,467	1,819	63	4	6	2	2	247	4	3,614
6	Total	PM03:00-04:00	1,490	1,969	112	6	4	9	3	160	1	3,754
6	Total	PM04:00-05:00	1,450	2,240	84	3	1	5	2	225	0	4,010
6	Total	PM05:00-06:00	1,370	2,220	93	5	3	4	5	110	1	4,011
6	Total	PM06:00-07:00	0	0	0	0	0	0	0	0	0	0
6	Total	PM07:00-08:00	0	0	0	0	0	0	0	0	0	0
6	Total	PM08:00-09:00	0	0	0	0	0	0	0	0	0	0
6	Total	PM09:00-10:00	0	0	0	0	0	0	0	0	0	0
6	Total	PM10:00-11:00	0	0	0	0	0	0	0	0	0	0
6	Total	PM11:00-12:00	0	0	0	0	0	0	0	0	0	0
6	Total	AM12:00-01:00	0	0	0	0	0	0	0	0	0	0
6	Total	AM01:00-02:00	0	0	0	0	0	0	0	0	0	0
6	Total	AM02:00-03:00	0	0	0	0	0	0	0	0	0	0
6	Total	AM03:00-04:00	0	0	0	0	0	0	0	0	0	0
6	Total	AM04:00-05:00	0	0	0	0	0	0	0	0	0	0
6	Total	AM05:00-06:00	0	0	0	0	0	0	0	0	0	0
6	Total	Total	18,403	24,568	1,018	79	120	81	72	2,306	29	46,676

### TRAFFIC COUNT

TRAFFIC SURVEYS FOR MP STUDY ON URBAN FACILITIES RESTORATION AND IMPROVEMENT IN MONROVIA						
STA. No. & ROAD NAME	7	UNMIL GREEN HOUSE Tubman Blvd TC (12 Hrs)	Survey Date	5	2	2009
Direction	From	To	Checked by	Patrick D. Kanneh		
Up Stream			Supervisor	Mr. Sekou Konneh		

Sta. No	Direction		Time Duration	Number of Vehicles										Total
	From	To		Sedan/Pick up/Minivan	Taxi	Mini Bus	Large Bus	Light Truck	Heavy Truck	Trailer	Motorbike	Bicycle		
7	7	5	AM06:00-07:00	195	196	42	22	12	7	3	32	7	516	
7	7	5	AM07:00-08:00	200	246	150	76	17	1	29	55	6	780	
7	7	5	AM08:00-09:00	948	658	165	32	16	3	13	36	3	1,874	
7	7	5	AM09:00-10:00	150	287	142	17	21	7	9	26	1	660	
7	7	5	AM10:00-11:00	578	165	22	13	32	14	9	13	0	846	
7	7	5	AM11:00-12:00	634	180	48	34	26	9	7	22	7	967	
7	7	5	AM12:00-01:00	527	235	36	20	45	6	8	24	1	902	
7	7	5	PM01:00-02:00	260	675	45	23	34	11	13	42	4	1,107	
7	7	5	PM02:00-03:00	105	135	32	36	22	5	9	32	0	376	
7	7	5	PM03:00-04:00	199	120	105	14	50	13	4	22	1	528	
7	7	5	PM04:00-05:00	178	264	132	34	74	16	14	22	1	735	
7	7	5	PM05:00-06:00	140	281	212	17	24	27	5	27	0	733	
7	7	5	PM06:00-07:00	0	0	0	0	0	0	0	0	0	0	
7	7	5	PM07:00-08:00	0	0	0	0	0	0	0	0	0	0	
7	7	5	PM08:00-09:00	0	0	0	0	0	0	0	0	0	0	
7	7	5	PM09:00-10:00	0	0	0	0	0	0	0	0	0	0	
7	7	5	PM10:00-11:00	0	0	0	0	0	0	0	0	0	0	
7	7	5	PM11:00-12:00	0	0	0	0	0	0	0	0	0	0	
7	7	5	AM12:00-01:00	0	0	0	0	0	0	0	0	0	0	
7	7	5	AM01:00-02:00	0	0	0	0	0	0	0	0	0	0	
7	7	5	AM02:00-03:00	0	0	0	0	0	0	0	0	0	0	
7	7	5	AM03:00-04:00	0	0	0	0	0	0	0	0	0	0	
7	7	5	AM04:00-05:00	0	0	0	0	0	0	0	0	0	0	
7	7	5	AM05:00-06:00	0	0	0	0	0	0	0	0	0	0	
7	7	5	Total	4,114	3,442	1,131	338	373	119	123	353	51	10,024	

TRAFFIC SURVEYS FOR MP STUDY ON URBAN FACILITIES RESTORATION AND IMPROVEMENT IN MONROVIA						
Road No. & Name	7	UNMIL GREEN HOUSE Tubman Blvd TC (12 Hrs)	Survey Date	5	2	2009
Direction	From	To	Checked by	Patrick D. Kanneh		
Down Stream			Supervisor	Mr. Sekou Konneh		

Sta. No	Direction		Time Duration	Number of Vehicles										Total
	From	To		Sedan/Pick up/Minivan	Taxi	Mini Bus	Large Bus	Light Truck	Heavy Truck	Trailer	Motorbike	Bicycle		
7	5	7	AM06:00-07:00	470	610	45	23	32	6	3	32	1	1,222	
7	5	7	AM07:00-08:00	340	484	32	17	24	7	5	27	7	943	
7	5	7	AM08:00-09:00	864	720	60	35	48	12	10	54	3	1,806	
7	5	7	AM09:00-10:00	738	634	32	14	20	6	4	22	1	1,471	
7	5	7	AM10:00-11:00	455	620	67	32	40	5	10	13	0	1,242	
7	5	7	AM11:00-12:00	364	534	71	20	26	13	9	35	2	1,074	
7	5	7	AM12:00-01:00	590	587	120	42	71	20	5	26	1	1,462	
7	5	7	PM01:00-02:00	613	556	73	62	17	5	12	25	3	1,366	
7	5	7	PM02:00-03:00	845	268	138	32	33	14	13	52	0	1,395	
7	5	7	PM03:00-04:00	1,278	1,340	115	31	34	18	23	34	2	2,873	
7	5	7	PM04:00-05:00	1,250	997	173	19	16	10	12	24	6	2,507	
7	5	7	PM05:00-06:00	1,023	1,310	197	72	22	3	21	23	2	2,723	
7	5	7	PM06:00-07:00	146	276	70	17	12	6	0	9	0	536	
7	5	7	PM07:00-08:00	0	0	0	0	0	0	0	0	0	0	
7	5	7	PM08:00-09:00	0	0	0	0	0	0	0	0	0	0	
7	5	7	PM09:00-10:00	0	0	0	0	0	0	0	0	0	0	
7	5	7	PM10:00-11:00	0	0	0	0	0	0	0	0	0	0	
7	5	7	PM11:00-12:00	0	0	0	0	0	0	0	0	0	0	
7	5	7	AM12:00-01:00	0	0	0	0	0	0	0	0	0	0	
7	5	7	AM01:00-02:00	0	0	0	0	0	0	0	0	0	0	
7	5	7	AM02:00-03:00	0	0	0	0	0	0	0	0	0	0	
7	5	7	AM03:00-04:00	0	0	0	0	0	0	0	0	0	0	
7	5	7	AM04:00-05:00	0	0	0	0	0	0	0	0	0	0	
7	5	7	AM05:00-06:00	0	0	0	0	0	0	0	0	0	0	
7	5	7	Total	9,026	8,936	1,193	416	395	125	127	376	28	20,622	

2.193972 2.596165 1.054819 1.230769 1.058981 1.05042 1.03252 1.065156 0.903226

TRAFFIC SURVEYS FOR MP STUDY ON URBAN FACILITIES RESTORATION AND IMPROVEMENT IN MONROVIA						
Road No. & Name	7	UNMIL GREEN HOUSE Tubman Blvd TC (12 Hrs)	Survey Date	5	2	2009

Sta. No	Up + Down Stream	Time Duration	Number of Vehicles										Total
			Sedan/Pick up/Minivan	Taxi	Mini Bus	Large Bus	Light Truck	Heavy Truck	Trailer	Motorbike	Bicycle		
7	Total	AM06:00-07:00	665	806	87	45	44	13	6	64	8	1,738	
7	Total	AM07:00-08:00	540	730	182	93	41	8	34	82	13	1,723	
7	Total	AM08:00-09:00	1,812	1,378	225	67	64	15	23	90	6	3,680	
7	Total	AM09:00-10:00	888	921	174	31	41	13	13	48	2	2,131	
7	Total	AM10:00-11:00	1,033	785	89	45	72	19	19	26	0	2,088	
7	Total	AM11:00-12:00	998	714	119	54	52	22	16	37	9	2,041	
7	Total	AM12:00-01:00	1,117	822	156	62	116	26	13	50	2	2,364	
7	Total	PM01:00-02:00	873	1,231	118	85	51	16	25	67	7	2,473	
7	Total	PM02:00-03:00	950	403	170	68	55	19	22	84	0	1,771	
7	Total	PM03:00-04:00	1,477	1,460	220	45	84	31	27	56	3	3,403	
7	Total	PM04:00-05:00	1,428	1,261	305	53	90	26	26	46	7	3,242	
7	Total	PM05:00-06:00	1,213	1,591	409	89	46	30	26	50	2	3,456	
7	Total	PM06:00-07:00	146	276	70	17	12	6	0	9	0	536	
7	Total	PM07:00-08:00	0	0	0	0	0	0	0	0	0	0	
7	Total	PM08:00-09:00	0	0	0	0	0	0	0	0	0	0	
7	Total	PM09:00-10:00	0	0	0	0	0	0	0	0	0	0	
7	Total	PM10:00-11:00	0	0	0	0	0	0	0	0	0	0	
7	Total	PM11:00-12:00	0	0	0	0	0	0	0	0	0	0	
7	Total	AM12:00-01:00	0	0	0	0	0	0	0	0	0	0	
7	Total	AM01:00-02:00	0	0	0	0	0	0	0	0	0	0	
7	Total	AM02:00-03:00	0	0	0	0	0	0	0	0	0	0	
7	Total	AM03:00-04:00	0	0	0	0	0	0	0	0	0	0	
7	Total	AM04:00-05:00	0	0	0	0	0	0	0	0	0	0	
7	Total	AM05:00-06:00	0	0	0	0	0	0	0	0	0	0	
7	Total	Total	13,140	12,378	2,324	754	768	244	250	729	59	30,646	

Traffic Count

TRAFFIC SURVEYS FOR MP STUDY ON URBAN FACILITIES RESTORATION AND IMPROVEMENT IN MONROVIA										
Sta. No & ROAD NAME		8		Plunket Russell Avenue (Jallah Town Road) TCS 12hrs			Survey Date		19 3 2009	
Direction		From		11			Checked by		Bendu Clement	
Up Stream		To		5			Supervisor		Mr. Adam Kounch	

Sta No	Direction		Time Duration	Number of Vehicles									
	From	To		Sedan/Pic Van/Minivan	Taxi	Mini Bus	Large Bus	Light Truck	Heavy Truck	Trailer	Motobike	Bicycle	Total
8	11	5	AM06:00-07:00	142	118	21	3	11	1	0	26	52	374
8	11	5	AM07:00-08:00	315	368	43	6	11	6	1	175	11	936
8	11	5	AM08:00-09:00	400	370	97	6	7	8	0	192	23	1,103
8	11	5	AM09:00-10:00	540	532	97	0	12	13	1	192	18	1,405
8	11	5	AM10:00-11:00	442	243	32	1	28	8	0	82	22	858
8	11	5	AM11:00-12:00	375	303	52	2	43	38	6	60	7	886
8	11	5	PM12:00-01:00	166	183	31	0	7	6	9	33	3	429
8	11	5	PM01:00-02:00	342	191	26	0	21	17	0	82	18	697
8	11	5	PM02:00-03:00	337	167	23	0	53	32	1	77	17	707
8	11	5	PM03:00-04:00	276	187	71	0	37	52	1	91	21	736
8	11	5	PM04:00-05:00	265	287	41	1	51	33	1	97	23	799
8	11	5	PM05:00-06:00	532	423	53	3	20	22	1	85	26	1,165
8	11	5	PM06:00-07:00	0	0	0	0	0	0	0	0	0	0
8	11	5	PM07:00-08:00	0	0	0	0	0	0	0	0	0	0
8	11	5	PM08:00-09:00	0	0	0	0	0	0	0	0	0	0
8	11	5	PM09:00-10:00	0	0	0	0	0	0	0	0	0	0
8	11	5	PM10:00-11:00	0	0	0	0	0	0	0	0	0	0
8	11	5	PM11:00-12:00	0	0	0	0	0	0	0	0	0	0
8	11	5	AM12:00-01:00	0	0	0	0	0	0	0	0	0	0
8	11	5	AM01:00-02:00	0	0	0	0	0	0	0	0	0	0
8	11	5	AM02:00-03:00	0	0	0	0	0	0	0	0	0	0
8	11	5	AM03:00-04:00	0	0	0	0	0	0	0	0	0	0
8	11	5	AM04:00-05:00	0	0	0	0	0	0	0	0	0	0
8	11	5	AM05:00-06:00	0	0	0	0	0	0	0	0	0	0
8	11	5	Total	4,132	3,372	587	22	301	236	12	1,192	241	10,095

TRAFFIC SURVEYS FOR MP STUDY ON URBAN FACILITIES RESTORATION AND IMPROVEMENT IN MONROVIA										
Road No & Name		8		Banks Junction Domestic Air Port RD For Plunket Te 12h			Survey Date		19 3 2009	
Direction		From		Sinkor			Checked by		Bendu Clement	
Down Stream		To		Oldroad/Mataidi			Supervisor		Mr. Adam Kounch	

Sta No	Direction		Time Duration	Number of Vehicles									
	From	To		Sedan/Pic Van/Minivan	Taxi	Mini Bus	Large Bus	Light Truck	Heavy Truck	Trailer	Motobike	Bicycle	Total
8	5	11	AM06:00-07:00	138	147	13	0	4	10	0	52	0	364
8	5	11	AM07:00-08:00	391	330	15	0	0	1	0	52	1	790
8	5	11	AM08:00-09:00	237	370	15	0	12	17	17	12	2	682
8	5	11	AM09:00-10:00	132	115	13	0	15	8	5	27	0	315
8	5	11	AM10:00-11:00	250	209	13	0	10	2	0	26	1	511
8	5	11	AM11:00-12:00	288	250	5	0	15	25	3	50	1	637
8	5	11	PM12:00-01:00	120	275	5	0	3	5	1	79	0	488
8	5	11	PM01:00-02:00	200	138	8	0	2	3	0	25	0	376
8	5	11	PM02:00-03:00	115	110	0	0	1	3	0	60	0	289
8	5	11	PM03:00-04:00	131	280	5	0	8	11	2	30	0	467
8	5	11	PM04:00-05:00	310	175	8	0	30	25	0	15	0	563
8	5	11	PM05:00-06:00	275	160	0	0	0	0	0	40	0	475
8	5	11	PM06:00-07:00	0	0	0	0	0	0	0	0	0	0
8	5	11	PM07:00-08:00	0	0	0	0	0	0	0	0	0	0
8	5	11	PM08:00-09:00	0	0	0	0	0	0	0	0	0	0
8	5	11	PM09:00-10:00	0	0	0	0	0	0	0	0	0	0
8	5	11	PM10:00-11:00	0	0	0	0	0	0	0	0	0	0
8	5	11	PM11:00-12:00	0	0	0	0	0	0	0	0	0	0
8	5	11	AM12:00-01:00	0	0	0	0	0	0	0	0	0	0
8	5	11	AM01:00-02:00	0	0	0	0	0	0	0	0	0	0
8	5	11	AM02:00-03:00	0	0	0	0	0	0	0	0	0	0
8	5	11	AM03:00-04:00	0	0	0	0	0	0	0	0	0	0
8	5	11	AM04:00-05:00	0	0	0	0	0	0	0	0	0	0
8	5	11	AM05:00-06:00	0	0	0	0	0	0	0	0	0	0
8	5	11	Total	2,587	2,559	100	0	100	110	28	468	5	5,957

TRAFFIC SURVEYS FOR MP STUDY ON URBAN FACILITIES RESTORATION AND IMPROVEMENT IN MONROVIA										
Road No & Name		8		Plunket Russell Avenue (Jallah Town Road) TCS 12hrs			Survey Date		19 3 2009	

Sta No	Up + Down Stream	Time Duration	Number of Vehicles									
			Sedan/Pic Van/Minivan	Taxi	Mini Bus	Large Bus	Light Truck	Heavy Truck	Trailer	Motobike	Bicycle	Total
8	Total	AM06:00-07:00	250	265	34	3	15	11	0	78	52	738
8	Total	AM07:00-08:00	706	698	58	6	11	7	1	227	12	1,726
8	Total	AM08:00-09:00	637	740	112	6	19	25	17	204	25	1,785
8	Total	AM09:00-10:00	672	647	110	0	27	21	6	219	18	1,720
8	Total	AM10:00-11:00	692	452	45	1	38	16	0	108	23	1,369
8	Total	AM11:00-12:00	663	553	57	2	58	63	9	110	8	1,523
8	Total	PM12:00-01:00	286	458	35	0	10	11	1	112	3	917
8	Total	PM01:00-02:00	512	329	34	0	23	20	0	107	18	1,071
8	Total	PM02:00-03:00	452	277	23	0	54	35	1	137	17	996
8	Total	PM03:00-04:00	407	467	76	0	45	63	3	121	21	1,203
8	Total	PM04:00-05:00	575	462	49	1	81	58	1	112	23	1,162
8	Total	PM05:00-06:00	807	583	53	3	20	22	1	125	26	1,610
8	Total	PM06:00-07:00	0	0	0	0	0	0	0	0	0	0
8	Total	PM07:00-08:00	0	0	0	0	0	0	0	0	0	0
8	Total	PM08:00-09:00	0	0	0	0	0	0	0	0	0	0
8	Total	PM09:00-10:00	0	0	0	0	0	0	0	0	0	0
8	Total	PM10:00-11:00	0	0	0	0	0	0	0	0	0	0
8	Total	PM11:00-12:00	0	0	0	0	0	0	0	0	0	0
8	Total	AM12:00-01:00	0	0	0	0	0	0	0	0	0	0
8	Total	AM01:00-02:00	0	0	0	0	0	0	0	0	0	0
8	Total	AM02:00-03:00	0	0	0	0	0	0	0	0	0	0
8	Total	AM03:00-04:00	0	0	0	0	0	0	0	0	0	0
8	Total	AM04:00-05:00	0	0	0	0	0	0	0	0	0	0
8	Total	AM05:00-06:00	0	0	0	0	0	0	0	0	0	0
8	Total	Total	6,719	5,931	687	22	401	346	40	1,660	246	16,052

### Traffic Count

#### TRAFFIC SURVEYS FOR MP STUDY ON URBAN FACILITIES RESTORATION AND IMPROVEMENT IN MONROVIA

STA. No & ROAD NAME	9	Old Road Nigeria House Junction Tubman Blvd TC 12h	Survey Date	2	13	2009
Direction Up Stream	From	10	Checked by	Luvenda Toby		
	To	7	Supervisor	Mr. Sekou Konneh		

Sta. No	Direction		Time Duration	Number of Vehicles									Total
	From	To		Sedan/Pick up/Wagon	Taxi	Mini Bus	Large Bus	Light Truck	Heavy Truck	Trailer	Moterbike	Bicycle	
9	10	7	AM06:00-07:00	500	800	30	5	7	3	0	4	0	1,349
9	10	7	AM07:00-08:00	900	1,100	60	25	0	1	0	50	12	2,148
9	10	7	AM08:00-09:00	1,050	1,000	75	25	30	45	0	30	1	2,256
9	10	7	AM09:00-10:00	975	750	90	30	6	4	1	12	3	1,871
9	10	7	AM10:00-11:00	900	1,010	60	20	0	0	0	23	1	2,014
9	10	7	AM11:00-12:00	750	800	25	15	5	7	0	12	0	1,614
9	10	7	AM12:00-01:00	500	400	13	2	0	0	0	1	0	916
9	10	7	PM01:00-02:00	350	475	33	5	2	3	1	6	0	1,075
9	10	7	PM02:00-03:00	450	515	23	4	6	5	0	6	0	1,009
9	10	7	PM03:00-04:00	200	350	25	6	8	3	1	32	5	630
9	10	7	PM04:00-05:00	150	210	15	0	1	2	0	10	1	389
9	10	7	PM05:00-06:00	140	185	13	7	1	2	1	15	0	364
9	10	7	PM06:00-07:00	0	0	0	0	0	0	0	0	0	0
9	10	7	PM07:00-08:00	0	0	0	0	0	0	0	0	0	0
9	10	7	PM08:00-09:00	0	0	0	0	0	0	0	0	0	0
9	10	7	PM09:00-10:00	0	0	0	0	0	0	0	0	0	0
9	10	7	PM10:00-11:00	0	0	0	0	0	0	0	0	0	0
9	10	7	PM11:00-12:00	0	0	0	0	0	0	0	0	0	0
9	10	7	AM12:00-01:00	0	0	0	0	0	0	0	0	0	0
9	10	7	AM01:00-02:00	0	0	0	0	0	0	0	0	0	0
9	10	7	AM02:00-03:00	0	0	0	0	0	0	0	0	0	0
9	10	7	AM03:00-04:00	0	0	0	0	0	0	0	0	0	0
9	10	7	AM04:00-05:00	0	0	0	0	0	0	0	0	0	0
9	10	7	AM05:00-06:00	0	0	0	0	0	0	0	0	0	0
9	10	7	Total	7,065	7,595	462	144	66	75	4	201	23	15,635

#### TRAFFIC SURVEYS FOR MP STUDY ON URBAN FACILITIES RESTORATION AND IMPROVEMENT IN MONROVIA

Road No & Name	9	Old Road Nigeria House Junction Tubman Blvd TC 12h	Survey Date	2	13	2009
Direction Down Stream	From	7	Checked by	Luvenda Toby		
	To	10	Supervisor	Mr. Sekou Konneh		

Sta. No	Direction		Time Duration	Number of Vehicles									Total
	From	To		Sedan/Pick up/Wagon	Taxi	Mini Bus	Large Bus	Light Truck	Heavy Truck	Trailer	Moterbike	Bicycle	
9	7	10	AM06:00-07:00	200	600	4	1	0	0	0	2	0	807
9	7	10	AM07:00-08:00	650	800	13	2	1	1	0	6	0	1,473
9	7	10	AM08:00-09:00	810	1,300	20	5	3	5	0	12	0	2,155
9	7	10	AM09:00-10:00	760	1,102	30	4	2	0	0	5	1	1,904
9	7	10	AM10:00-11:00	690	1,000	27	2	0	2	1	16	0	1,738
9	7	10	AM11:00-12:00	800	1,350	39	3	2	6	0	14	4	2,218
9	7	10	AM12:00-01:00	620	990	21	6	3	0	0	10	0	1,650
9	7	10	PM01:00-02:00	515	860	18	1	0	0	4	15	3	1,416
9	7	10	PM02:00-03:00	600	750	22	3	3	5	1	16	0	1,400
9	7	10	PM03:00-04:00	840	1,300	30	4	5	3	0	13	1	2,196
9	7	10	PM04:00-05:00	1,300	1,450	45	2	4	5	3	36	0	2,845
9	7	10	PM05:00-06:00	1,216	1,467	28	3	6	3	1	40	2	2,766
9	7	10	PM06:00-07:00	0	0	0	0	0	0	0	0	0	0
9	7	10	PM07:00-08:00	0	0	0	0	0	0	0	0	0	0
9	7	10	PM08:00-09:00	0	0	0	0	0	0	0	0	0	0
9	7	10	PM09:00-10:00	0	0	0	0	0	0	0	0	0	0
9	7	10	PM10:00-11:00	0	0	0	0	0	0	0	0	0	0
9	7	10	PM11:00-12:00	0	0	0	0	0	0	0	0	0	0
9	7	10	AM12:00-01:00	0	0	0	0	0	0	0	0	0	0
9	7	10	AM01:00-02:00	0	0	0	0	0	0	0	0	0	0
9	7	10	AM02:00-03:00	0	0	0	0	0	0	0	0	0	0
9	7	10	AM03:00-04:00	0	0	0	0	0	0	0	0	0	0
9	7	10	AM04:00-05:00	0	0	0	0	0	0	0	0	0	0
9	7	10	AM05:00-06:00	0	0	0	0	0	0	0	0	0	0
9	7	10	Total	9,001	12,969	297	36	29	30	10	185	11	22,568
				0.784913	0.585627	1.555556	4	2.275862	2.5	0.4	1.086486	2.090909	0.692795

#### TRAFFIC SURVEYS FOR MP STUDY ON URBAN FACILITIES RESTORATION AND IMPROVEMENT IN MONROVIA

Road No & Name	9	Old Road Nigeria House Junction Tubman Blvd TC 12h	Survey Date	2	13	2009
----------------	---	--	-------------	---	----	------

Sta. No	Up + Down Stream	Time Duration	Number of Vehicles									Total
			Sedan/Pick up/Wagon	Taxi	Mini Bus	Large Bus	Light Truck	Heavy Truck	Trailer	Moterbike	Bicycle	
9	Total	AM06:00-07:00	700	1,400	34	6	7	3	0	6	0	2,156
9	Total	AM07:00-08:00	1,550	1,900	73	27	1	2	0	56	12	3,621
9	Total	AM08:00-09:00	1,860	2,300	95	30	33	50	0	42	1	4,411
9	Total	AM09:00-10:00	1,735	1,852	120	34	8	4	1	17	4	3,775
9	Total	AM10:00-11:00	1,590	2,010	87	22	0	2	1	39	1	3,752
9	Total	AM11:00-12:00	1,550	2,150	64	18	7	13	0	26	4	3,832
9	Total	AM12:00-01:00	1,120	1,390	34	8	3	0	0	11	0	2,566
9	Total	PM01:00-02:00	1,065	1,335	51	6	2	3	5	21	3	2,491
9	Total	PM02:00-03:00	1,050	1,265	45	7	9	10	1	22	0	2,409
9	Total	PM03:00-04:00	1,040	1,650	55	10	13	6	1	45	6	2,826
9	Total	PM04:00-05:00	1,450	1,660	60	2	5	7	3	46	1	3,234
9	Total	PM05:00-06:00	1,356	1,652	41	10	7	5	2	55	2	3,130
9	Total	PM06:00-07:00	0	0	0	0	0	0	0	0	0	0
9	Total	PM07:00-08:00	0	0	0	0	0	0	0	0	0	0
9	Total	PM08:00-09:00	0	0	0	0	0	0	0	0	0	0
9	Total	PM09:00-10:00	0	0	0	0	0	0	0	0	0	0
9	Total	PM10:00-11:00	0	0	0	0	0	0	0	0	0	0
9	Total	PM11:00-12:00	0	0	0	0	0	0	0	0	0	0
9	Total	AM12:00-01:00	0	0	0	0	0	0	0	0	0	0
9	Total	AM01:00-02:00	0	0	0	0	0	0	0	0	0	0
9	Total	AM02:00-03:00	0	0	0	0	0	0	0	0	0	0
9	Total	AM03:00-04:00	0	0	0	0	0	0	0	0	0	0
9	Total	AM04:00-05:00	0	0	0	0	0	0	0	0	0	0
9	Total	AM05:00-06:00	0	0	0	0	0	0	0	0	0	0
9	Total	Total	16,066	20,564	759	180	95	105	14	386	34	38,203

Traffic Count

TRAFFIC SURVEYS FOR MP STUDY ON URBAN FACILITIES RESTORATION AND IMPROVEMENT IN MONROVIA						
Sta. No & ROAD NAME	From	To	Survey Date	9	2	2009
Direction	Vicory Chapel Payneville Somalia Drive TC 12has		Checked by	Matina Johnson		
Up Stream	10	11	Supervisor	Mr. Sekou Kourah		

Sta. No	Direction		Time	Number of Vehicles										Total
	From	To		Sedan/Pic Van/Wagon	Taxi	Mini Bus	Large Bus	Light Truck	Heavy Truck	Trailer	Motorbike	Bicycle		
10	11	5	AM06:00-07:00	326	400	287	40	25	5	2	303	0	1,458	
10	11	5	AM07:00-08:00	395	200	20	105	32	18	12	475	3	1,260	
10	11	5	AM08:00-09:00	70	120	87	75	11	12	3	972	2	1,352	
10	11	5	AM09:00-10:00	235	151	290	180	35	3	2	235	1	1,132	
10	11	5	AM10:00-11:00	195	143	237	140	6	23	3	355	0	1,102	
10	11	5	AM11:00-12:00	425	545	250	30	24	47	12	205	1	1,539	
10	11	5	PM01:00-02:00	357	537	178	24	14	21	13	162	2	1,308	
10	11	5	PM01:00-02:00	370	540	167	11	12	34	2	250	3	1,389	
10	11	5	PM02:00-03:00	405	420	257	28	15	13	15	210	1	1,364	
10	11	5	PM03:00-04:00	238	482	132	2	14	3	13	181	1	1,066	
10	11	5	PM04:00-05:00	230	546	215	7	3	22	11	223	0	1,257	
10	11	5	PM05:00-06:00	597	276	355	82	93	13	16	285	0	1,717	
10	11	5	PM06:00-07:00	0	0	0	0	0	0	0	0	0	0	
10	11	5	PM07:00-08:00	0	0	0	0	0	0	0	0	0	0	
10	11	5	PM08:00-09:00	0	0	0	0	0	0	0	0	0	0	
10	11	5	PM09:00-10:00	0	0	0	0	0	0	0	0	0	0	
10	11	5	PM10:00-11:00	0	0	0	0	0	0	0	0	0	0	
10	11	5	PM11:00-12:00	0	0	0	0	0	0	0	0	0	0	
10	11	5	AM12:00-01:00	0	0	0	0	0	0	0	0	0	0	
10	11	5	AM01:00-02:00	0	0	0	0	0	0	0	0	0	0	
10	11	5	AM02:00-03:00	0	0	0	0	0	0	0	0	0	0	
10	11	5	AM03:00-04:00	0	0	0	0	0	0	0	0	0	0	
10	11	5	AM04:00-05:00	0	0	0	0	0	0	0	0	0	0	
10	11	5	AM05:00-06:00	0	0	0	0	0	0	0	0	0	0	
10	11	5	Total	3,913	4,360	2,475	724	284	214	104	3,856	14	15,944	

TRAFFIC SURVEYS FOR MP STUDY ON URBAN FACILITIES RESTORATION AND IMPROVEMENT IN MONROVIA						
Road No & Name	From	To	Survey Date	9	2	2009
Direction	Vicory Chapel Payneville Somalia Drive TC 12has		Checked by	Matina Johnson		
Down Stream	10	11	Supervisor	Mr. Sekou Kourah		

Sta. No	Direction		Time	Number of Vehicles										Total
	From	To		Sedan/Pic Van/Wagon	Taxi	Mini Bus	Large Bus	Light Truck	Heavy Truck	Trailer	Motorbike	Bicycle		
10	5	11	AM06:00-07:00	133	137	173	58	22	14	128	0	747		
10	5	11	AM07:00-08:00	990	930	450	19	8	3	810	1	3,214		
10	5	11	AM08:00-09:00	133	153	125	109	43	17	112	2	711		
10	5	11	AM09:00-10:00	314	323	280	287	19	38	17	327	3	1,608	
10	5	11	AM10:00-11:00	152	176	54	25	13	26	26	173	0	645	
10	5	11	AM11:00-12:00	645	625	305	165	10	31	14	230	0	2,025	
10	5	11	PM01:00-02:00	208	328	105	48	36	57	18	205	1	1,006	
10	5	11	PM01:00-02:00	147	335	28	3	5	11	1	306	1	837	
10	5	11	PM02:00-03:00	213	309	234	1	35	8	1	234	2	1,028	
10	5	11	PM03:00-04:00	215	568	133	5	7	11	2	537	0	1,478	
10	5	11	PM04:00-05:00	218	275	255	24	2	6	0	233	1	1,014	
10	5	11	PM05:00-06:00	410	425	243	0	0	0	0	403	0	1,481	
10	5	11	PM06:00-07:00	0	0	0	0	0	0	0	0	0	0	
10	5	11	PM07:00-08:00	0	0	0	0	0	0	0	0	0	0	
10	5	11	PM08:00-09:00	0	0	0	0	0	0	0	0	0	0	
10	5	11	PM09:00-10:00	0	0	0	0	0	0	0	0	0	0	
10	5	11	PM10:00-11:00	0	0	0	0	0	0	0	0	0	0	
10	5	11	PM11:00-12:00	0	0	0	0	0	0	0	0	0	0	
10	5	11	AM12:00-01:00	0	0	0	0	0	0	0	0	0	0	
10	5	11	AM01:00-02:00	0	0	0	0	0	0	0	0	0	0	
10	5	11	AM02:00-03:00	0	0	0	0	0	0	0	0	0	0	
10	5	11	AM03:00-04:00	0	0	0	0	0	0	0	0	0	0	
10	5	11	AM04:00-05:00	0	0	0	0	0	0	0	0	0	0	
10	5	11	AM05:00-06:00	0	0	0	0	0	0	0	0	0	0	
10	5	11	Total	3,778	4,575	2,385	744	260	230	113	3,698	11	15,794	
				1.035733	0.953605	1.037736	0.973118	1.092308	0.930435	0.920354	1.042726	1.272727		1.009497277

TRAFFIC SURVEYS FOR MP STUDY ON URBAN FACILITIES RESTORATION AND IMPROVEMENT IN MONROVIA						
Road No & Name	From	To	Survey Date	9	2	2009
Direction	Vicory Chapel Payneville Somalia Drive TC 12has		Checked by	Matina Johnson		
Up + Down Stream	10	11	Supervisor	Mr. Sekou Kourah		

Sta. No	Up + Down Stream	Time	Number of Vehicles										Total
			Sedan/Pic Van/Wagon	Taxi	Mini Bus	Large Bus	Light Truck	Heavy Truck	Trailer	Motorbike	Bicycle		
10	Total	AM06:00-07:00	529	537	460	98	107	27	16	431	0	2,205	
10	Total	AM07:00-08:00	1,385	1,130	470	124	40	21	15	1,285	4	4,474	
10	Total	AM08:00-09:00	203	273	212	184	54	29	20	1,084	4	2,063	
10	Total	AM09:00-10:00	549	474	570	457	54	41	19	562	4	2,740	
10	Total	AM10:00-11:00	347	319	291	165	19	49	29	528	0	1,747	
10	Total	AM11:00-12:00	1,070	1,170	555	195	34	78	26	435	1	3,561	
10	Total	PM01:00-02:00	565	865	283	72	50	78	31	367	3	2,314	
10	Total	PM01:00-02:00	517	875	195	14	17	45	3	556	4	2,226	
10	Total	PM02:00-03:00	618	720	491	29	50	21	16	441	3	2,392	
10	Total	PM03:00-04:00	453	1,050	265	7	21	14	15	718	1	2,544	
10	Total	PM04:00-05:00	448	821	470	31	5	28	11	456	1	2,271	
10	Total	PM05:00-06:00	1,007	701	598	82	93	13	16	688	0	3,198	
10	Total	PM06:00-07:00	0	0	0	0	0	0	0	0	0	0	
10	Total	PM07:00-08:00	0	0	0	0	0	0	0	0	0	0	
10	Total	PM08:00-09:00	0	0	0	0	0	0	0	0	0	0	
10	Total	PM09:00-10:00	0	0	0	0	0	0	0	0	0	0	
10	Total	PM10:00-11:00	0	0	0	0	0	0	0	0	0	0	
10	Total	PM11:00-12:00	0	0	0	0	0	0	0	0	0	0	
10	Total	AM12:00-01:00	0	0	0	0	0	0	0	0	0	0	
10	Total	AM01:00-02:00	0	0	0	0	0	0	0	0	0	0	
10	Total	AM02:00-03:00	0	0	0	0	0	0	0	0	0	0	
10	Total	AM03:00-04:00	0	0	0	0	0	0	0	0	0	0	
10	Total	AM04:00-05:00	0	0	0	0	0	0	0	0	0	0	
10	Total	AM05:00-06:00	0	0	0	0	0	0	0	0	0	0	
10	Total	Total	7,691	8,935	4,860	1,468	344	444	217	7,554	25	31,738	

### TRAFFIC COUNT

TRAFFIC SURVEYS FOR MP STUDY ON URBAN FACILITIES RESTORATION AND IMPROVEMENT IN MONROVIA						
Sta. No & Road Name	11	Chocolate City Junction Somaha Drive TC 12hrs	Survey Date	Feb	10	2009
Direction	From	To	Checked by	Trah D. Reeves		
Up Stream	03&05		Supervisor	Mr. Sekou Kouneh		

Sta. No	Direction		Time Duration	Number of Vehicles									Total
	From	To		Sedan/Pickup/MiniVan	Taxi	Mini Bus	Large Bus	Light Truck	Heavy Truck	Trailer	Motorbike	Bicycle	
11	12	03&05	AM06:00-07:00	113	74	30	6	0	11	1	16	3	234
11	12	03&05	AM07:00-08:00	134	81	29	15	9	11	4	88	1	372
11	12	03&05	AM08:00-09:00	180	125	45	11	10	24	0	231	0	626
11	12	03&05	AM09:00-10:00	228	163	66	3	3	17	2	190	1	673
11	12	03&05	AM10:00-11:00	242	256	96	16	15	29	7	203	3	867
11	12	03&05	AM11:00-12:00	122	135	85	7	22	31	3	153	1	559
11	12	03&05	AM12:00-01:00	153	140	53	2	7	13	4	105	2	479
11	12	03&05	PM01:00-02:00	152	194	76	9	11	15	10	131	1	599
11	12	03&05	PM02:00-03:00	170	211	77	19	18	20	22	136	2	673
11	12	03&05	PM03:00-04:00	120	116	75	10	10	22	12	100	3	468
11	12	03&05	PM04:00-05:00	147	110	82	18	14	16	19	150	0	536
11	12	03&05	PM05:00-06:00	107	165	42	10	4	19	2	185	2	536
11	12	03&05	PM06:00-07:00	0	0	0	0	0	0	0	0	0	0
11	12	03&05	PM07:00-08:00	0	0	0	0	0	0	0	0	0	0
11	12	03&05	PM08:00-09:00	0	0	0	0	0	0	0	0	0	0
11	12	03&05	PM09:00-10:00	0	0	0	0	0	0	0	0	0	0
11	12	03&05	PM10:00-11:00	0	0	0	0	0	0	0	0	0	0
11	12	03&05	PM11:00-12:00	0	0	0	0	0	0	0	0	0	0
11	12	03&05	AM12:00-01:00	0	0	0	0	0	0	0	0	0	0
11	12	03&05	AM01:00-02:00	0	0	0	0	0	0	0	0	0	0
11	12	03&05	AM02:00-03:00	0	0	0	0	0	0	0	0	0	0
11	12	03&05	AM03:00-04:00	0	0	0	0	0	0	0	0	0	0
11	12	03&05	AM04:00-05:00	0	0	0	0	0	0	0	0	0	0
11	12	03&05	AM05:00-06:00	0	0	0	0	0	0	0	0	0	0
11	12	03&05	Total	1,868	1,770	756	126	123	228	86	1,688	19	6,664

TRAFFIC SURVEYS FOR MP STUDY ON URBAN FACILITIES RESTORATION AND IMPROVEMENT IN MONROVIA						
Road No & Name	11	Chocolate City Junction Somaha Drive TC 12hrs	Survey Date	Feb	10	2009
Direction	From	To	Checked by	Trah D. Reeves		
Down Stream	12		Supervisor	Mr. Sekou Kouneh		

Sta. No	Direction		Time Duration	Number of Vehicles									Total
	From	To		Sedan/Pickup/MiniVan	Taxi	Mini Bus	Large Bus	Light Truck	Heavy Truck	Trailer	Motorbike	Bicycle	
11	12	03&05	AM06:00-07:00	77	86	55	19	8	8	1	75	1	330
11	12	03&05	AM07:00-08:00	89	110	97	12	0	0	0	203	0	511
11	12	03&05	AM08:00-09:00	97	140	57	18	1	2	1	198	0	514
11	12	03&05	AM09:00-10:00	74	97	38	10	0	0	0	97	0	316
11	12	03&05	AM10:00-11:00	130	103	7	1	3	0	74	39	1	358
11	12	03&05	AM11:00-12:00	79	56	3	0	2	0	1	27	0	168
11	12	03&05	AM12:00-01:00	265	276	136	15	25	66	7	193	2	985
11	12	03&05	PM01:00-02:00	255	251	97	11	25	38	4	104	5	790
11	12	03&05	PM02:00-03:00	247	98	27	2	5	5	3	145	2	534
11	12	03&05	PM03:00-04:00	130	164	65	8	15	30	4	170	1	587
11	12	03&05	PM04:00-05:00	180	164	65	15	16	21	0	120	0	581
11	12	03&05	PM05:00-06:00	110	155	165	36	18	37	2	195	0	718
11	12	03&05	PM06:00-07:00	0	0	0	0	0	0	0	0	0	0
11	12	03&05	PM07:00-08:00	0	0	0	0	0	0	0	0	0	0
11	12	03&05	PM08:00-09:00	0	0	0	0	0	0	0	0	0	0
11	12	03&05	PM09:00-10:00	0	0	0	0	0	0	0	0	0	0
11	12	03&05	PM10:00-11:00	0	0	0	0	0	0	0	0	0	0
11	12	03&05	PM11:00-12:00	0	0	0	0	0	0	0	0	0	0
11	12	03&05	AM12:00-01:00	0	0	0	0	0	0	0	0	0	0
11	12	03&05	AM01:00-02:00	0	0	0	0	0	0	0	0	0	0
11	12	03&05	AM02:00-03:00	0	0	0	0	0	0	0	0	0	0
11	12	03&05	AM03:00-04:00	0	0	0	0	0	0	0	0	0	0
11	12	03&05	AM04:00-05:00	0	0	0	0	0	0	0	0	0	0
11	12	03&05	AM05:00-06:00	0	0	0	0	0	0	0	0	0	0
11	12	03&05	Total	1,733	1,700	812	147	118	207	97	1,366	12	6,392

TRAFFIC SURVEYS FOR MP STUDY ON URBAN FACILITIES RESTORATION AND IMPROVEMENT IN MONROVIA						
Road No & Name	11	Chocolate City Junction Somaha Drive TC 12hrs	Survey Date	Feb	10	2009

Sta. No	Up + Down Stream	Time Duration	Number of Vehicles									Total
			Sedan/Pickup/MiniVan	Taxi	Mini Bus	Large Bus	Light Truck	Heavy Truck	Trailer	Motorbike	Bicycle	
11	Total	AM06:00-07:00	190	160	83	25	8	19	2	91	4	584
11	Total	AM07:00-08:00	223	191	126	27	9	11	4	291	1	883
11	Total	AM08:00-09:00	277	265	102	29	11	26	1	429	0	1,140
11	Total	AM09:00-10:00	302	260	104	13	3	17	2	287	1	989
11	Total	AM10:00-11:00	372	339	103	17	18	29	81	242	4	1,225
11	Total	AM11:00-12:00	201	191	88	7	24	31	4	180	1	757
11	Total	AM12:00-01:00	418	416	189	17	32	79	11	298	4	1,464
11	Total	PM01:00-02:00	407	445	173	20	38	53	14	235	6	1,389
11	Total	PM02:00-03:00	417	309	164	21	23	25	25	281	4	1,209
11	Total	PM03:00-04:00	230	280	140	18	25	52	16	270	4	1,055
11	Total	PM04:00-05:00	327	274	147	33	30	37	19	270	0	1,137
11	Total	PM05:00-06:00	217	320	207	46	22	56	4	380	2	1,254
11	Total	PM06:00-07:00	0	0	0	0	0	0	0	0	0	0
11	Total	PM07:00-08:00	0	0	0	0	0	0	0	0	0	0
11	Total	PM08:00-09:00	0	0	0	0	0	0	0	0	0	0
11	Total	PM09:00-10:00	0	0	0	0	0	0	0	0	0	0
11	Total	PM10:00-11:00	0	0	0	0	0	0	0	0	0	0
11	Total	PM11:00-12:00	0	0	0	0	0	0	0	0	0	0
11	Total	AM12:00-01:00	0	0	0	0	0	0	0	0	0	0
11	Total	AM01:00-02:00	0	0	0	0	0	0	0	0	0	0
11	Total	AM02:00-03:00	0	0	0	0	0	0	0	0	0	0
11	Total	AM03:00-04:00	0	0	0	0	0	0	0	0	0	0
11	Total	AM04:00-05:00	0	0	0	0	0	0	0	0	0	0
11	Total	AM05:00-06:00	0	0	0	0	0	0	0	0	0	0
11	Total	Total	3,601	3,472	1,568	273	241	433	183	3,254	31	13,056

### TRAFFIC COUNT

TRAFFIC SURVEYS FOR MP STUDY ON URBAN FACILITIES RESTORATION AND IMPROVEMENT IN MONROVIA						
Sta. No & ROAD NAME	12		Barnersville Junction Somalia Drive TC 12hrs		Survey Date	Feb 9 2009
Direction	From	To	11		Checked by	Bendu Clement
Up Stream			02&05		Supervisor	Mr. Sekou Konneh

Sta. No	Direction		Time Duration	Number of Vehicles									Total
	From	To		Sedan/Pic km/Wagon	Taxi	Mini Bus	Large Bus	Light Truck	Heavy Truck	Trailer	Moterbike	Bicycle	
12	11	02&05	AM06:00-07:00	29	72	51	20	6	17	0	10	0	205
12	11	02&05	AM07:00-08:00	144	138	102	29	22	30	2	141	2	610
12	11	02&05	AM08:00-09:00	156	135	112	13	22	34	13	231	5	721
12	11	02&05	AM09:00-10:00	55	60	65	20	14	14	3	50	0	281
12	11	02&05	AM10:00-11:00	114	200	75	18	13	33	0	205	3	661
12	11	02&05	AM11:00-12:00	132	219	82	14	11	32	5	126	2	623
12	11	02&05	AM12:00-01:00	184	207	84	6	2	24	2	192	4	705
12	11	02&05	PM01:00-02:00	96	96	63	4	11	17	1	84	2	374
12	11	02&05	PM02:00-03:00	168	196	74	15	13	19	3	267	3	758
12	11	02&05	PM03:00-04:00	176	234	52	9	18	18	2	140	1	650
12	11	02&05	PM04:00-05:00	152	240	63	14	8	17	2	148	1	645
12	11	02&05	PM05:00-06:00	169	243	48	17	4	30	2	232	0	745
12	11	02&05	PM06:00-07:00	0	0	0	0	0	0	0	0	0	0
12	11	02&05	PM07:00-08:00	0	0	0	0	0	0	0	0	0	0
12	11	02&05	PM08:00-09:00	0	0	0	0	0	0	0	0	0	0
12	11	02&05	PM09:00-10:00	0	0	0	0	0	0	0	0	0	0
12	11	02&05	PM10:00-11:00	0	0	0	0	0	0	0	0	0	0
12	11	02&05	PM11:00-12:00	0	0	0	0	0	0	0	0	0	0
12	11	02&05	AM12:00-01:00	0	0	0	0	0	0	0	0	0	0
12	11	02&05	AM01:00-02:00	0	0	0	0	0	0	0	0	0	0
12	11	02&05	AM02:00-03:00	0	0	0	0	0	0	0	0	0	0
12	11	02&05	AM03:00-04:00	0	0	0	0	0	0	0	0	0	0
12	11	02&05	AM04:00-05:00	0	0	0	0	0	0	0	0	0	0
12	11	02&05	AM05:00-06:00	0	0	0	0	0	0	0	0	0	0
12	11	02&05	Total	1,575	2,040	871	179	144	285	35	1,826	23	6,978

TRAFFIC SURVEYS FOR MP STUDY ON URBAN FACILITIES RESTORATION AND IMPROVEMENT IN MONROVIA						
Road No & Name	12		Barnersville Junction Somalia Drive TC 12hrs		Survey Date	Feb 9 2009
Direction	From	To	3		Checked by	Bendu Clement
Down Stream			11		Supervisor	Mr. Sekou Konneh

Sta. No	Direction		Time Duration	Number of Vehicles									Total
	From	To		Sedan/Pic km/Wagon	Taxi	Mini Bus	Large Bus	Light Truck	Heavy Truck	Trailer	Moterbike	Bicycle	
12	02&05	11	AM06:00-07:00	45	114	26	15	1	6	4	26	0	237
12	02&05	11	AM07:00-08:00	133	165	64	13	11	21	2	177	0	586
12	02&05	11	AM08:00-09:00	113	207	57	16	19	12	3	135	2	564
12	02&05	11	AM09:00-10:00	86	190	62	4	18	14	3	122	0	499
12	02&05	11	AM10:00-11:00	80	126	45	14	11	21	7	88	0	392
12	02&05	11	AM11:00-12:00	56	135	43	4	14	18	6	90	1	367
12	02&05	11	AM12:00-01:00	150	198	68	18	10	27	1	163	2	637
12	02&05	11	PM01:00-02:00	135	209	53	12	8	22	2	216	4	661
12	02&05	11	PM02:00-03:00	156	77	76	19	17	24	3	180	6	558
12	02&05	11	PM03:00-04:00	180	220	59	11	5	23	1	144	4	647
12	02&05	11	PM04:00-05:00	130	162	57	24	16	29	1	119	2	540
12	02&05	11	PM05:00-06:00	184	240	75	9	8	34	2	168	3	723
12	02&05	11	PM06:00-07:00	0	0	0	0	0	0	0	0	0	0
12	02&05	11	PM07:00-08:00	0	0	0	0	0	0	0	0	0	0
12	02&05	11	PM08:00-09:00	0	0	0	0	0	0	0	0	0	0
12	02&05	11	PM09:00-10:00	0	0	0	0	0	0	0	0	0	0
12	02&05	11	PM10:00-11:00	0	0	0	0	0	0	0	0	0	0
12	02&05	11	PM11:00-12:00	0	0	0	0	0	0	0	0	0	0
12	02&05	11	AM12:00-01:00	0	0	0	0	0	0	0	0	0	0
12	02&05	11	AM01:00-02:00	0	0	0	0	0	0	0	0	0	0
12	02&05	11	AM02:00-03:00	0	0	0	0	0	0	0	0	0	0
12	02&05	11	AM03:00-04:00	0	0	0	0	0	0	0	0	0	0
12	02&05	11	AM04:00-05:00	0	0	0	0	0	0	0	0	0	0
12	02&05	11	AM05:00-06:00	0	0	0	0	0	0	0	0	0	0
12	02&05	11	Total	1,448	2,043	685	159	138	251	35	1,628	24	6,411
				1.087707	0.998532	1.271533	1.125786	1.043478	1.135458	1	1.121622	0.958333	1.088447141

TRAFFIC SURVEYS FOR MP STUDY ON URBAN FACILITIES RESTORATION AND IMPROVEMENT IN MONROVIA						
Road No & Name	12		Barnersville Junction Somalia Drive TC 12hrs		Survey Date	Feb 9 2009

Sta. No	Up + Down Stream	Time Duration	Number of Vehicles									Total
			Sedan/Pic km/Wagon	Taxi	Mini Bus	Large Bus	Light Truck	Heavy Truck	Trailer	Moterbike	Bicycle	
12	Total	AM06:00-07:00	74	186	77	35	7	23	4	36	0	442
12	Total	AM07:00-08:00	277	303	166	42	33	51	4	318	2	1,196
12	Total	AM08:00-09:00	269	342	169	29	41	46	16	366	7	1,285
12	Total	AM09:00-10:00	141	250	127	24	32	28	6	172	0	780
12	Total	AM10:00-11:00	194	326	120	32	24	54	7	293	3	1,053
12	Total	AM11:00-12:00	188	354	125	18	25	50	11	216	3	990
12	Total	AM12:00-01:00	334	405	152	24	12	51	3	355	6	1,342
12	Total	PM01:00-02:00	231	305	116	16	19	39	3	300	6	1,035
12	Total	PM02:00-03:00	324	273	150	34	30	43	6	447	9	1,316
12	Total	PM03:00-04:00	356	454	111	20	23	41	3	284	5	1,297
12	Total	PM04:00-05:00	282	402	120	38	24	46	3	267	3	1,185
12	Total	PM05:00-06:00	353	483	123	26	12	64	4	400	3	1,468
12	Total	PM06:00-07:00	0	0	0	0	0	0	0	0	0	0
12	Total	PM07:00-08:00	0	0	0	0	0	0	0	0	0	0
12	Total	PM08:00-09:00	0	0	0	0	0	0	0	0	0	0
12	Total	PM09:00-10:00	0	0	0	0	0	0	0	0	0	0
12	Total	PM10:00-11:00	0	0	0	0	0	0	0	0	0	0
12	Total	PM11:00-12:00	0	0	0	0	0	0	0	0	0	0
12	Total	AM12:00-01:00	0	0	0	0	0	0	0	0	0	0
12	Total	AM01:00-02:00	0	0	0	0	0	0	0	0	0	0
12	Total	AM02:00-03:00	0	0	0	0	0	0	0	0	0	0
12	Total	AM03:00-04:00	0	0	0	0	0	0	0	0	0	0
12	Total	AM04:00-05:00	0	0	0	0	0	0	0	0	0	0
12	Total	AM05:00-06:00	0	0	0	0	0	0	0	0	0	0
12	Total	Total	3,023	4,083	1,556	338	282	536	70	3,454	47	13,389



**TRAVEL SPEED SURVEY FORM - The Master Plan Study on Urban Facilities Restoration and Improvement in Monrovia**

Route Name	Central Monrovia-Bushrod Island Drive Way		
Direction	From	Broad /Johnson Street	
	To	St. Paul Bridge	
Survey Date	9	Feb.	2009

Schedule Keeper	J. Rudolph T. Mentoe	Driver	Abraham Sese
Delay Keeper	Matina Johnson	Supervisor	Sekou Konneh
<input checked="" type="checkbox"/> Morning Peak Hours <input type="checkbox"/> Afternoon <input type="checkbox"/> Evening Peak Hours			

No	Check Point Name	Distance (km)	Time Schedule			Delay1			Delay2			Delay3			Delay4			Delay5		
			(hh)	(mm)	(ss)	Stopping Period (mm) (ss)	Cause	Stopping Period (mm) (ss)	Cause	Stopping Period (mm) (ss)	Cause	Stopping Period (mm) (ss)	Cause	Stopping Period (mm) (ss)	Cause					
1	Johnson street	218653.0	6	40	0															
2	Clara Town Store	218654.0	6	43	12															
3	Free Port	218656.0	6	46	7															
4	Logan Town Cinema	218659.0	6	50	2	1	10	OT												
5	Caldwell Junction	218660.0	6	52	5															
6	Duala	218661.0	6	54	10															
7	Beer Factory	218661.0	6	56	4	0	31	LT												
8	LMC Junction	218662.0	6	58	0															
9	St Paul Bridge	218663.0	7	0	0															

**TRAVEL SPEED SURVEY FORM - The Master Plan Study on Urban Facilities Restoration and Improvement in Monrovia**

Route Name	Central Monrovia-Bushrod Island Drive Way		
Direction	From	St. Paul Bridge	
	To	Broad/Johnson Street	
Survey Date	9	Feb.	2009

Schedule Keeper	J. Rudolph t. Mentoe	Driver	Abraham Sese
Delay Keeper	Matina Johnson	Supervisor	Sekou Konneh
<input checked="" type="checkbox"/> Morning Peak Hours <input type="checkbox"/> Afternoon <input type="checkbox"/> Evening Peak Hours			

No	Check Point Name	Distance (km)	Time Schedule			Delay1			Delay2			Delay3			Delay4			Delay5		
			(hh)	(mm)	(ss)	Stopping Period (mm) (ss)	Cause	Stopping Period (mm) (ss)	Cause	Stopping Period (mm) (ss)	Cause	Stopping Period (mm) (ss)	Cause	Stopping Period (mm) (ss)	Cause					
1	St. Paul Bridge	218663.0	7	2	3															
2	LMC Junction	218663.0	7	4	59	0	49	TJ												
3	Beer Factory	218664.0	7	6	4															
4	Duala	218665.0	7	8	5	1	6	TJ												
5	Caldwell Junction	218666.0	7	15	6															
6	Logan Town Cinema	218667.0	7	17	0															
7	Free Port	218668.0	7	21	2															
8	Clara Town Store	218670.0	7	23	0															
9	Johnson Street	218672.0	7	35	8	3	28	TJ	0	11	TJ	0	38	TJ	0	38	TJ	1	51	OT
10																				
11																				
12																				
13																				
21																				

**Symbols of Delay Cause**

LT - Left Turns	BP - Bus Loading/ unloading	S1 - Traffic signals	SS - Stop Sign
RT - Right Turns	TP - Taxi Loading/ unloading	S2 - Traffic Police	TJ - General Jam/Congestion
CC Car Crossing	AC- Traffic Accident	IC - Intersection ahead	OT - Others

TRAVEL SPEED SURVEY FORM - The Master Plan Study on Urban Facilities Restoration and Improvement in Morovia																				
Route Name		Central Monrovia-Bushrod Island Drive Way						Schedule Keeper		M. George M. Ballah		Driver		Abraham Sesey						
Direction		From Broad/Johnson Street						Delay Keeper		Richard Dundas		Supervisor		Sekou Konneh						
		To St. Paul Bridge																		
Survey Date		9 Feb. 2009						<input type="checkbox"/> Morning Peak Hours		<input checked="" type="checkbox"/> Afternoon				<input type="checkbox"/> Evening Peak Hours						
No	Check Point Name	Distance (km)	Time Schedule			Delay1			Delay2			Delay3			Delay4			Delay5		
			(hh)	(mm)	(ss)	Stopping Period (mm) (ss)	Cause	Stopping Period (mm) (ss)	Cause	Stopping Period (mm) (ss)	Cause	Stopping Period (mm) (ss)	Cause	Stopping Period (mm) (ss)	Cause					
1	Johnson street	218713.0	1	0	51	0	48	TJ	0	22	CC									
2	Clara Town Store	218714.0	1	3	22	0	14	OT												
3	Free Port	218715.0	1	6	41															
4	Logan Town Cinema	218717.0	1	11	25															
5	Caldwell Junction	218719.0	1	14	32	0	25	TJ												
6	Duala	218719.0	1	17	45	0	28	TJ												
7	Beer Factory	218720.0	1	20	32	5	21	TJ												
8	LMC Junction	218721.0	1	22	58															
9	St Paul Bridge	218722.0	1	24	23															
10																				
11																				

TRAVEL SPEED SURVEY FORM - The Master Plan Study on Urban Facilities Restoration and Improvement in Morovia																	
Route Name		Central Monrovia-Bushrod Island Drive Way						Schedule Keeper		Richard Dundas		Driver		Abraham Sesey			
Direction		From St. Paul Bridge						Delay Keeper		George M. Ballah		Supervisor		Sekou Konneh			
		To Broad/Johnson Street Bridge															
Survey Date		9 Feb. 2009						<input type="checkbox"/> Morning Peak Hours		<input checked="" type="checkbox"/> Afternoon				<input type="checkbox"/> Evening Peak Hours			

No	Check Point Name	Distance (km)	Time Schedule			Delay1			Delay2			Delay3			Delay4			Delay5		
			(hh)	(mm)	(ss)	Stopping Period (mm) (ss)	Cause	Stopping Period (mm) (ss)	Cause	Stopping Period (mm) (ss)	Cause	Stopping Period (mm) (ss)	Cause	Stopping Period (mm) (ss)	Cause					
1	St. Paul Bridge	218722.0	1	25	0															
2	LMC Junction	218723.0	1	26	0															
3	Beer Factory	218724.0	1	28	2	7	19	TJ												
4	Duala	218725.0	1	36	0	2	29	TJ												
5	Caldwell Junction	218725.0	1	39	0															
6	Logan Town Cinema	218727.0	1	42	3															
7	Freeport	218729.0	1	45	0															
8	Clara Town Store	218730.0	1	48	0															
9	Johnson Street Bridge	218731.0	1	54	0	0	12	CC	4	8	TJ									
10																				
21																				

**Symbols of Delay Cause**

LT - Left Turns	BP - Bus Loading/ unloading	S1 - Traffic signals	SS - Stop Sign
RT - Right Turns	TP - Taxi Loading/ unloading	S2 - Traffic Police	TJ - General Jam/Congestion
CC Car Crossing	AC- Traffic Accident	IC - Intersevtion ahead	OT - Others

TRAVEL SPEED SURVEY FORM The Master Plan Study on Urban Facilities Restoration and Improvement in Morovia

Route Name		Central Monrovia-Bushrod Island Drive Way				Schedule Keeper	Richard Dundas		Driver	Abraham Sese										
Direction		From	Broad/Johnson Street Bridge			Delay Keeper	George M. E		Supervisor	Sekou Konneh										
		To	St. Paul Bridge																	
Survey Date		9 Feb.		2009		<input type="checkbox"/> Morning Peak Hours		<input type="checkbox"/> Afternoon		<input checked="" type="checkbox"/> Evening Peak Hours										
No	Check Point Name	Distance (km)	Time Schedule			Delay1			Delay2			Delay3			Delay4			Delay5		
			(hh)	(mm)	(ss)	Stopping Period (mm) (ss)	Cause	Stopping Period (mm) (ss)	Cause	Stopping Period (mm) (ss)	Cause	Stopping Period (mm) (ss)	Cause	Stopping Period (mm) (ss)	Cause	Stopping Period (mm) (ss)	Cause			
1	Johnson street	218732.0	4	5	1															
2	Clara Town Store	218733.0	4	7	36															
3	Free Port	218734.0	4	9	24															
4	Logan Town Cinema	218735.0	4	11	12	0	12	S1												
5	Caldwell Junction	218736.0	4	13	58															
6	Duala	218739.0	4	15	1															
7	Beer Factory	218741.0	4	19	25	0	57	TJ												
8	LMC Junction	218742.0	4	21	0															
9	St Paul Bridge	218743.0	4	22	43															

TRAVEL SPEED SURVEY FORM The Master Plan Study on Urban Facilities Restoration and Improvement in Morovia

Route Name		Central Monrovia-Bushrod Island Drive Way				Schedule Keeper	Richard Dundas		Driver	Abraham Sese										
Direction		From	St. Paul Bridge			Delay Keeper	George M. E		Supervisor	Sekou Konneh										
		To	Broad/Johnson Street Bridge																	
Survey Date		9 Feb.		2009		<input type="checkbox"/> Morning Peak Hours		<input type="checkbox"/> Afternoon		<input checked="" type="checkbox"/> Evening Peak Hours										
No	Check Point Name	Distance (km)	Time Schedule			Delay1			Delay2			Delay3			Delay4			Delay5		
			(hh)	(mm)	(ss)	Stopping Period (mm) (ss)	Cause	Stopping Period (mm) (ss)	Cause	Stopping Period (mm) (ss)	Cause	Stopping Period (mm) (ss)	Cause	Stopping Period (mm) (ss)	Cause	Stopping Period (mm) (ss)	Cause			
1	St. Paul Bridge	218745.0	4	23	3															
2	LMC Junction		4	24	26															
3	Beer Factory		4	25	58															
4	Duala		4	27	9	0	15	CC												
5	Caldwell Junction		4	31	0	1	5	TJ												
6	Logan Town Cinema		4	32	54															
7	Freeport		4	33	59															
8	Clara Town Store		4	34	49															
9	Johnson Street Bridge		4	39	48	1	15	TJ												

Symbols of Delay Cause

LT - Left Turns	BP - Bus Loading/ unloading	S1 - Traffic signals	SS - Stop Sign
RT - Right Turns	TP - Taxi Loading/ unloading	S2 - Traffic Police	TJ - General Jam/Congestion
CC Car Crossing	AC - Traffic Accident	IC - Intersection ahead	OT - Others

TRAVEL SPEED SURVEY FORM - The Master Plan Study on Urban Facilities Restoration and Improvement in Morovia																				
Route Name		Somalia Drive						Schedule Keeper		Albert C. Moore			Driver		Abraham Sese					
Direction		From		Freeport				Delay Keeper					Supervisor		Sekou Konneh					
		To		Redlight																
Survey Date		12 Feb.		2009				<input checked="" type="checkbox"/> Morning Peak Hours			<input type="checkbox"/> Afternoon			<input type="checkbox"/> Evening Peak Hours						
No	Check Point Name	Distance (km)	Time Schedule			Delay1			Delay2			Delay3			Delay4			Delay5		
			(hh)	(mm)	(ss)	Stopping Period (mm) (ss)	Cause	Stopping Period (mm) (ss)	Cause	Stopping Period (mm) (ss)	Cause	Stopping Period (mm) (ss)	Cause	Stopping Period (mm) (ss)	Cause					
1	Freeport	218971.0	7	2	5															
2	Jamaca Road	218972.0	7	5	9															
3	Battery Factory	21873.0	7	6	16															
4	Chocolate City	21874.0	7	8	1															
5	New Georgia Junction	21876.0	7	9	3															
6	Supermarket	21876.0	7	9	56															
7	Barnersville	21877.0	7	11	30	0	14	PED												
8	Shoe Factory	21878.0	7	12	2															
9	LPRC Junction	21879.0	7	14	57				0	11	CC									
10	Chicken soup Factory	218780.0	7	15	9															
11	Stephen Tolbert	218781.0	7	17	58															
12	Zotar	218782.0	7	21	1															
13	Lonestar	21884.0	7	21	6															
14	72nd Junction	21885.0	7	23	57															
15	Red Light	21886.0	7	26	2							1	46	S2						
16																				

TRAVEL SPEED SURVEY FORM - The Master Plan Study on Urban Facilities Restoration and Improvement in Morovia																				
Route Name		Somalia Drive						Schedule Keeper		Albert C. Moore			Driver		Abraham Sese					
Direction		From		Red light				Delay Keeper					Supervisor		Sekou Konneh					
		To		Free Port																
Survey Date		12 Feb.		2009				<input checked="" type="checkbox"/> Morning Peak Hours			<input type="checkbox"/> Afternoon			<input type="checkbox"/> Evening Peak Hours						
No	Check Point Name	Distance (km)	Time Schedule			Delay1			Delay2			Delay3			Delay4			Delay5		
			(hh)	(mm)	(ss)	Stopping Period (mm) (ss)	Cause	Stopping Period (mm) (ss)	Cause	Stopping Period (mm) (ss)	Cause	Stopping Period (mm) (ss)	Cause	Stopping Period (mm) (ss)	Cause					
1	Red Light	218885.0	7	28	7															
2	72nd Junction	218987.0	7	32	9															
3	Lonestar	218989.0	7	35	1															
4	Zotar	218989.0	7	37	3															
5	Stephen Tolbert	218990.0	7	39	51	0	15	DP												
6	Chicken Soup Factory	218992.0	7	40	1															
7	LPRC Junction	218993.0	7	43	9															
8	Shoe Factory	218993.0	7	43	1				1	16	S2									
9	Barnersville	218994.0	7	44	58															
10	Supermarket	218997.0	8	15	49															
11	New Georgia Junction	218999.0	8	16	6						24	50	TJ							
12	Chocolate City	218999.0	8	17	59															
13	Battery Factory	2189101.0	8	18	1															
14	Jamaca Road	2189101.0	8	23	56															
15	Freeport	2189106.0	8	34	19									7	50	CC				

**Symbols of Delay Cause**

LT - Left Turns	BP - Bus Loading/ unloading	S1 - Traffic signals	SS - Stop Sign
RT - Right Turns	TP - Taxi Loading/ unloading	S2 - Traffic Police	TJ - General Jam/Congestion
CC Car Crossing	AC-- Traffic Accident	IC - Intersevtion ahead	OT - Others

TRAVEL SPEED SURVEY FORM The Master Plan Study on Urban Facilities Restoration and Improvement in Morovia																				
Route Name		Somalia Drive				Schedule Keeper		Yvonne Jackson		Driver		Abraham Sese								
Direction		From		To		Delay Keeper		Luvenda Toby		Supervisor		Sekou Konneh								
Survey Date		12 Feb.		2009		<input type="checkbox"/> Morning Peak Hours		<input checked="" type="checkbox"/> Afternoon		<input type="checkbox"/> Evening Peak Hours										
No	Check Point Name	Distance (km)	Time Schedule			Delay1			Delay2			Delay3			Delay4			Delay5		
			(hh)	(mm)	(ss)	Stopping Period (mm) (ss)	Cause	Stopping Period (mm) (ss)	Cause	Stopping Period (mm) (ss)	Cause	Stopping Period (mm) (ss)	Cause	Stopping Period (mm) (ss)	Cause					
1	Free Port	219091.0	1	17	31															
2	Stockton Creek Bridge	219092.0	1	21	43															
3	Topoe Village	219094.0	1	23	16															
4	Iron Factory	219095.0	1	25	20															
5	New Georgia Junction	219095.0	1	27	28															
6	Supermarket	219096.0	1	29	18															
7	Barnersville Junction	219097.0	1	31	28	0	18	CC												
8	Stephen Tolbert	219098.0	1	34	44															
9	Chicken soup Factory	219099.0	1	36	12															
10	Amaqushie	219100.0	1	37	16															
11	Lonestar	219102.0	1	39	40	0	28	TJ												
12	72nd junction	219103.0	1	40	12															
13	Redlight	219104.0	1	45	20															
14						3	19	TJ												

TRAVEL SPEED SURVEY FORM The Master Plan Study on Urban Facilities Restoration and Improvement in Morovia																				
Route Name		Somalia Drive				Schedule Keeper		Luvenda Toby		Driver		Abraham Sese								
Direction		From		To		Delay Keeper		Yvonne P. Jackson		Supervisor		Sekou Konneh								
Survey Date		12 Feb.		2009		<input type="checkbox"/> Morning Peak Hours		<input checked="" type="checkbox"/> Afternoon		<input type="checkbox"/> Evening Peak Hours										
No	Check Point Name	Distance (km)	Time Schedule			Delay1			Delay2			Delay3			Delay4			Delay5		
			(hh)	(mm)	(ss)	Stopping Period (mm) (ss)	Cause	Stopping Period (mm) (ss)	Cause	Stopping Period (mm) (ss)	Cause	Stopping Period (mm) (ss)	Cause	Stopping Period (mm) (ss)	Cause					
1	Red Light	219106.0	2	1	32	0	12	TJ												
2	72nd Junction	219107.0	2	4	16															
3	Lonestar	219108.0	2	6	22	0	22	PED												
4	Zotar	219110.0	2	9	16															
5	Stephen Tolbert	219111.0	2	10	18	0	40	CC												
6	Chicken Soup Factory	219111.0	2	11	52															
7	LPRC Junction	219112.0	2	12	13															
8	Shoe Factory	219113.0	2	14	21															
9	Barnersville	219114.0	2	17	23															
10	Supermarket	219115.0	2	18	0															
11	New Georgia Junction	219116.0	2	19	0															
12	Chocolate City	219117.0	2	22	0															
13	Battery Factory	219118.0	2	25	0															
14	Jamaca Road	219119.0	2	26	24															
15	Freeport	219120.0	2	28	0															

**Symbols of Delay Cause**

LT - Left Turns	BP - Bus Loading/ unloading	S1 - Traffic signals	SS - Stop Sign
RT - Right Turns	TP - Taxi Loading/ unloading	S2 - Traffic Police	TJ - General Jam/Congestion
CC Car Crossing	AC - Traffic Accident	IC - Intersevtion ahead	OT - Others

TRAVEL SPEED SURVEY FORM - The Master Plan Study on Urban Facilities Restoration and Improvement in Morovia																					
Route Name		Somalia Drive				Schedule Keeper		Luvenda Toby		Driver		Abraham Sesey									
Direction		From		Free Port		Delay Keeper		Yvonne P. Jackson		Supervisor		Sekou Konneh									
		To		Red light																	
Survey Date		12 Feb.		2009		<input type="checkbox"/> Morning Peak Hours		<input type="checkbox"/> Afternoon		<input checked="" type="checkbox"/> Evening Peak Hours											
No	Check Point Name	Distance (km)	Time Schedule			Delay1			Delay2			Delay3			Delay4			Delay5			
			(hh)	(mm)	(ss)	Stopping Period (mm)	(ss)	Cause	Stopping Period (mm)	(ss)	Cause	Stopping Period (mm)	(ss)	Cause	Stopping Period (mm)	(ss)	Cause	Stopping Period (mm)	(ss)	Cause	
1	Freeport	219121.0	5	0	12																
2	Jamaca Road	219122.0	5	2	1																
3	Battery Factory	219124.0	5	4	34																
4	Chocolate City	219126.0	5	6	9																
5	New Georgia Junction	219128.0	5	8	45	0	20	BP													
6	Supermarket	219129.0	5	9	39																
7	Barnersville	219131.0	5	11	28	0	14	TJ													
8	Shoe Factory	219133.0	5	13	0																
9	LPRC Junction	219135.0	5	16	10																
10	Chicken soup Factory	219138.0	5	19	5	0	48	TJ													
11	Stephen Tolbert	219139.0	5	21	15																
12	Zotar	219140.0	5	22	45																
13	Lonestar	219141.0	5	23	58																
14	72nd Junction	219142.0	5	24	0	0	26	TJ													
15	Red Light	219145.0	5	27	5																

TRAVEL SPEED SURVEY FORM - The Master Plan Study on Urban Facilities Restoration and Improvement in Morovia																					
Route Name		Somalia Drive				Schedule Keeper		Luvenda Toby		Driver		Abraham Sesey									
Direction		From		Red light		Delay Keeper		Yvonne P. Jackson		Supervisor		Sekou Konneh									
		To		Free Port																	
Survey Date		12 Feb.		2009		<input type="checkbox"/> Morning Peak Hours		<input type="checkbox"/> Afternoon		<input checked="" type="checkbox"/> Evening Peak Hours											
No	Check Point Name	Distance (km)	Time Schedule			Delay1			Delay2			Delay3			Delay4			Delay5			
			(hh)	(mm)	(ss)	Stopping Period (mm)	(ss)	Cause	Stopping Period (mm)	(ss)	Cause	Stopping Period (mm)	(ss)	Cause	Stopping Period (mm)	(ss)	Cause	Stopping Period (mm)	(ss)	Cause	
1	Red Light	219146.0	5	30	0	0	48	TJ													
2	72nd Junction		5	34	1																
3	Lonestar		5	36	15																
4	Zotar		5	38	45	0	15	PBD													
5	Stephen Tolbert		5	39	58																
6	Chicken Soup Factory		5	42	2																
7	LPRC Junction		5	43	12																
8	Shoe Factory		5	44	48	0	12	CC													
9	Barnersville		5	45	39																
10	Supermarket		5	46	19																
11	New Georgia Junction		5	47	2	0	16	TP													
12	Chocolate City		5	48	59																
13	Battery Factory		5	49	16																
14	Jamaca Road		5	50	57	0	5	TP													
15	Freeport		5	51	38																
21																					

**Symbols of Delay Cause**

LT - Left Turns	BP - Bus Loading/ unloading	S1 - Traffic signals	SS - Stop Sign
RT - Right Turns	TP - Taxi Loading/ unloading	S2 - Traffic Police	TJ - General Jam/Congestion
CC Car Crossing	AC-- Traffic Accident	IC - Intersevtion ahead	OT - Others

TRAVEL SPEED SURVEY FORM - The Master Plan Study on Urban Facilities Restoration and Improvement in Morovia															
Route Name		SOMALIA DRIVE/TUMAN BOULEVARD			Schedule Keeper		J.RUDOLP MENTOE		Driver		M.KAMARA				
Direction		From			Delay Keeper			SPENCER ZOEDUAH		Supervisor <td colspan="3" rowspan="2">Mr.S.Konneh</td>		Mr.S.Konneh			
		To													
Survey Date		02 16 2009			<input checked="" type="checkbox"/> Morning Peak Hours					<input type="checkbox"/> Afternoon		<input type="checkbox"/> Evening Peak Hours			
No	Check Point Name	Distance (km)	Time Schedule			Delay1		Delay2		Delay3		Delay4		Delay5	
			(hh)	(mm)	(ss)	Stopping Period (mm) (ss)	Cause	Stopping Period (mm) (ss)	Cause	Stopping Period (mm) (ss)	Cause	Stopping Period (mm) (ss)	Cause	Stopping Period (mm) (ss)	Cause
1	RED LIGHT INTERSECTION	219390.0	7	10	25										
2	POLICE ACADEMY JUNCTION	219391.0	7	15	45										
3	DUPORT ROAD JUNCTION	219392.0	7	20	0	2	15	S2		35	IC				
4	G.S.A ROAD JUNCTION	219393.0	7	25	10	2	37	S2		15	PED	8	TP		
5	E.L.W.A.JUNCTION	219394.0	7	35	35		17	TP		15	PED				
6	S.K.D.BOULEVARD	219395.0	7	59	5	15	30	TJ	2	20	IC	10	OT		
7	CONGO TOWN BACK ROAD	219396.0	8	1	45	1	12	TJ		8	PED				
8	ZONE 3 POLICE DEPOT	219397.0	8	2	20		30	S2		15	PED				
9	OLD ROAD JUNCT/NIG HOUSE	219397.0	8	4	10	1	35	S2		10	PED	15	RT		
10	OLD ROAD/CATHOLIC HOSP. JUNCT	219498.0	8	5	15		20	PED							

TRAVEL SPEED SURVEY FORM - The Master Plan Study on Urban Facilities Restoration and Improvement in Morovia															
Route Name		TUMAN BOULEVARD/SOMALIA DRIVE			Schedule Keeper		SPENCER ZOEDUAH		Driver		A.B.SIAFFA				
Direction		From			Delay Keeper			J.RUDOLP MENTOE		Supervisor		Mr.S.Konneh			
		To													
Survey Date		02 16 2009			<input checked="" type="checkbox"/> Morning Peak Hours					<input type="checkbox"/> Afternoon		<input type="checkbox"/> Evening Peak Hours			
No	Check Point Name	Distance (km)	Time Schedule			Delay1		Delay2		Delay3		Delay4		Delay5	
			(hh)	(mm)	(ss)	Stopping Period (mm) (ss)	Cause	Stopping Period (mm) (ss)	Cause	Stopping Period (mm) (ss)	Cause	Stopping Period (mm) (ss)	Cause	Stopping Period (mm) (ss)	Cause
1	ROAD/CATHOLIC HOSP. JUNCT	219399.0	8	22	0										
2	OLD ROAD JUNCT/NIG HOUSE	219400.0	8	24	55		45	PED							
3	ZONE 3 POLICE DEPOT	219401.0	8	27	45		49	TP							
4	CONGO TOWN BACK ROAD	219402.0	8	30	15										
5	S.K.D.BOULEVARD	219403.0	8	32	53		20	LT							
6	E.L.W.A.JUNCTION	219404.0	8	37	30		1	2	TJ	32	OT	12	LT		
7	G.S.A ROAD JUNCTION	219405.0	8	40	10		48	OT							
8	DUPORT ROAD JUNCTION	219406.0	8	42	15	1	10	TJ		20	RT	20	PED		
9	POLICE ACADEMY JUNCTION	219407.0	8	45	25										
10	RED LIGHT INTERSECTION	219408.0	8	48	10		15	PED							

Symbols of Delay Cause			
LT - Left Turns	BP - Bus Loading/ unloading	S1 - Traffic signals	SS - Stop Sign
RT - Right Turns	TP - Taxi Loading/ unloading	S2 - Traffic Police	TJ - General Jam/Congestion
CC Car Crossing	AC - Traffic Accident	IC - Intersection ahead	OT - Others

TRAVEL SPEED SURVEY FORM The Master Plan Study on Urban Facilities Restoration and Improvement in Morovia																				
Route Name		SOMALIA DRIVE/TUMAN BOULEVARD				Schedule Keeper				Driver										
Direction	From	RED LIGHT				Delay Keeper				Supervisor		Mr.S.Konneh								
	To	OLD ROAD/CATHOLIC JUNCTION																		
Survey Date		02 16 2009				<input type="checkbox"/> Morning Peak Hours		<input checked="" type="checkbox"/> Afternoon		<input type="checkbox"/> Evening Peak Hours										
No	Check Point Name	Distance (km)	Time Schedule			Delay1		Cause	Delay2		Cause	Delay3		Cause	Delay4		Cause	Delay5		Cause
			(hh)	(mm)	(ss)	(mm)	(ss)		(mm)	(ss)		(mm)	(ss)		(mm)	(ss)		(mm)	(ss)	
1	RED LIGTH INTERSECTION	219472.0	12	30	0															
2	OLICE ACADEMY JUNCTIC	219473.0	12	34	45															
3	DUPORT ROAD JUNCTION	219474.0	12	38	0	45	OT													
4	G.S.A ROAD JUNCTION	219475.0	12	40	55															
5	E.L.W.A.JUNCTION	219475.0	12	42	10															
6	S.K.D.BOULEVARD	219476.0	12	46	25				15	PED										
7	CONGO TOWN BACK ROAD	219477.0	12	49	20															
8	ZONE 3 POLICE DEPOT	219478.0	12	51	15	20	RT													
9	LD ROAD JUNCT/NIG HOU	219479.0	12	53	40	15	TP													
10	ROAD/CATHOLIC HOSP..JU	219480.0	12	56	10															

TRAVEL SPEED SURVEY FORM The Master Plan Study on Urban Facilities Restoration and Improvement in Morovia																				
Route Name		TUMAN BOULEVARD/SOMALIA DRIVE				Schedule Keeper				Driver										
Direction	From	OLD ROAD/CATHOLIC JUNCTION				Delay Keeper				Supervisor		Mr.S.Konneh								
	To	RED LIGHT/SOMALIA DRIVE																		
Survey Date		02 16 2009				<input type="checkbox"/> Morning Peak Hours		<input checked="" type="checkbox"/> Afternoon		<input type="checkbox"/> Evening Peak Hours										
No	Check Point Name	Distance (km)	Time Schedule			Delay1		Cause	Delay2		Cause	Delay3		Cause	Delay4		Cause	Delay5		Cause
			(hh)	(mm)	(ss)	(mm)	(ss)		(mm)	(ss)		(mm)	(ss)		(mm)	(ss)		(mm)	(ss)	
1	ROAD/CATHOLIC HOSP..JU	219479.0	1	0	0															
2	LD ROAD JUNCT/NIG HOU	219480.0	1	3	15															
3	ZONE 3 POLICE DEPOT	219481.0	1	6	55	17	SS		13	TP										
4	CONGO TOWN BACK ROAD	219482.0	1	11	30	30	OT		15	PED										
5	S.K.D.BOULEVARD	219483.0	1	15	40	55	LT		20	OT										
6	E.L.W.A.JUNCTION	219484.0	1	22	15	5	PED													
7	G.S.A ROAD JUNCTION	219485.0	1	25	0															
8	DUPORT ROAD JUNCTION	219486.0	1	28	20	5	OT													
9	OLICE ACADEMY JUNCTIC	219487.0	1	31	15															
10	RED LIGTH INTERSECTION	219488.0	1	34	22	10	TP													

Symbols of Delay Cause

LT - Left Turns	BP - Bus Loading/ unloading	S1 - Traffic signals	SS - Stop Sign
RT - Right Turns	TP - Taxi Loading/ unloading	S2 - Traffic Police	TJ - General Jam/Congestion
CC Car Crossing	AC-- Traffic Accident	IC - Intersevtion ahead	OT - Others



TRAVEL SPEED SURVEY FORM The Master Plan Study on Urban Facilities Restoration and Improvement in Morovia

Route Name		SOMALIA DRIVE/TUMAN BOULEVARD				Schedule Keeper		Driver								
Direction	From	RED LIGHT				Delay Keeper		Supervisor								
	To	OLD ROAD/CATHOLIC JUNCTION						Mr.S.Konneh								
Survey Date		02 16 2009				<input type="checkbox"/> Morning Peak Hours		<input type="checkbox"/> Afternoon		<input checked="" type="checkbox"/> Evening Peak Hours						
No	Check Point Name	Distance (km)	Time Schedule			Delay1			Delay2		Delay3		Delay4		Delay5	
			(hh)	(mm)	(ss)	Stopping Period (mm) (ss)	Cause	Stopping Period (mm) (ss)	Cause	Stopping Period (mm) (ss)	Cause	Stopping Period (mm) (ss)	Cause	Stopping Period (mm) (ss)	Cause	
1	RED LIGTH INTERSECTION	219490.0	6	17	3											
2	DLICE ACADEMY JUNCTIC	219491.0	6	22	5											
3	DUPORT ROAD JUNCTION	219493.0	6	24	8	1	15	S2	35	IC						
4	G.S.A ROAD JUNCTION	219494.0	6	26	58		37	OT	15	PED	8	TP				
							17	TP	15	PED						
5	E.L.W.A.JUNCTION	219495.0	6	35	39	1	5	TJ	10	IC	5	OT				
6	S.K.D.BOULEVARD	219496.0	6	38	0											
7	CONGO TOWN BACK ROAD	219497.0	6	40	18		12	S2	8	PED						
8	ZONE 3 POLICE DEPOT	219498.0	6	41	31		30	S2	15	PED						
9	LD ROAD JUNCT/NIG HOU	219499.0	6	42	42	1	35	S2	10	OT	7	RT				
10	ROAD/CATHOLIC HOSP..JU	219450.0	6	45	5											

TRAVEL SPEED SURVEY FORM The Master Plan Study on Urban Facilities Restoration and Improvement in Morovia

Route Name		TUMAN BOULEVARD/SOMALIA DRIV				Schedule Keeper		Driver								
Direction	From	OLD ROAD/CATHOLIC JUNCTION				Delay Keeper		Supervisor								
	To	RED LIGHT/SOMALIA DRIVE						Mr.S.Konneh								
Survey Date		02 16 2009				<input type="checkbox"/> Morning Peak Hours		<input type="checkbox"/> Afternoon		<input checked="" type="checkbox"/> Evening Peak Hours						
No	Check Point Name	Distance (km)	Time Schedule			Delay1			Delay2		Delay3		Delay4		Delay5	
			(hh)	(mm)	(ss)	Stopping Period (mm) (ss)	Cause	Stopping Period (mm) (ss)	Cause	Stopping Period (mm) (ss)	Cause	Stopping Period (mm) (ss)	Cause	Stopping Period (mm) (ss)	Cause	
1	ROAD/CATHOLIC HOSP..JU	219502.0	7	0	0											
2	LD ROAD JUNCT/NIG HOU	219503.0	7	3	13											
3	ZONE 3 POLICE DEPOT	219504.0	7	5	35	1	15	S2	35	IC						
4	CONGO TOWN BACK ROAD	219505.0	7	8	15		37	OT	15	PED	8	TP				
							17	TP	15	PED						
5	S.K.D.BOULEVARD	219506.0	7	12	20											
6	E.L.W.A.JUNCTION	219507.0	7	32	15	11	30	S2	2	25	IC	5	OT			
7	G.S.A ROAD JUNCTION	219508.0	7	36	45	1	12	S2	8	PED						
8	DUPORT ROAD JUNCTION	219509.0	7	39	20											
9	DLICE ACADEMY JUNCTIC	219500.0	7	42	10	1	35	S2	10	PED	15	RT				
10	RED LIGTH INTERSECTION	219501.0	7	45	5											

Symbols of Delay Cause

LT - Left Turns	BP - Bus Loading/ unloading	S1 - Traffic signals	SS - Stop Sign
RT - Right Turns	TP - Taxi Loading/ unloading	S2 - Traffic Police	TJ - General Jam/Congestion
CC Car Crossing	AC-- Traffic Accident	IC - Intersevtion ahead	OT - Others



TRAVEL SPEED SURVEY FORM - The Master Plan Study on Urban Facilities Restoration and Improvement in Morovia																				
Route Name		OLD ROAD/Tubman Boulevard/BROAD				Schedule Keeper		George M		Driver										
Direction		From		Old Road		Delay Keeper				Supervisor										
To																				
Survey Date		02 16 2009				<input type="checkbox"/> Morning Peak Hours		<input checked="" type="checkbox"/> Afternoon		<input checked="" type="checkbox"/> Evening Peak Hours										
No	Check Point Name	Distance (km)	Time Schedule			Delay1			Delay2			Delay3			Delay4			Delay5		
			(hh)	(mm)	(ss)	Stopping Period (mm) (ss)	Cause	Stopping Period (mm) (ss)	Cause	Stopping Period (mm) (ss)	Cause	Stopping Period (mm) (ss)	Cause	Stopping Period (mm) (ss)	Cause					
1	JOE BAR MARKET	219472.0	1	30																
2	OLD ROAD JUNCTION	219473.0	1	31	40															
3	VAMOMA HOUSE JUNCT	219474.0	1	32	0		10	OT												
4	20th STREET SINKOR	219475.0	1	33	55															
5	12th STREET SINKOR	219475.0	1	35	10		13	LT												
6	UNMIL GREEN HOUSE	219476.0	1	38	25		1	15	TJ		15	PED		10	PED					
7	UNIVERSITY OF LIB...	219477.0	1	40	20		3	30	TJ		25	TJ								
8	PERRY STREET JUNCT...	219478.0	1	42	15			20	RT											
9	BROAD&MECHLIN ST	219479.0	1	44	40			15	TP											

TRAVEL SPEED SURVEY FORM - The Master Plan Study on Urban Facilities Restoration and Improvement in Morovia													
Route Name						Schedule Keeper				Driver			
Direction		From				Delay Keeper				Supervisor			
To													
Survey Date		02 16 2009				<input type="checkbox"/> Morning Peak Hours		<input checked="" type="checkbox"/> Afternoon		<input checked="" type="checkbox"/> Evening Peak Hours			

No	Check Point Name	Distance (km)	Time Schedule			Delay1			Delay2			Delay3			Delay4			Delay5		
			(hh)	(mm)	(ss)	Stopping Period (mm) (ss)	Cause	Stopping Period (mm) (ss)	Cause	Stopping Period (mm) (ss)	Cause	Stopping Period (mm) (ss)	Cause	Stopping Period (mm) (ss)	Cause					
1	BROAD&MECHLIN ST	219479.0	1	50	15															
2	PERRY STREET JUNCT	219480.0	1	51	15		17	SS		13	TP									
3	UNIVERSITY OF LIB...	219481.0	1	53	0		1	30	TJ		15	PED								
4	UNMIL GREEN HOUSE	219482.0	1	54	45															
5	12th STREET JUNCTION	219483.0	1	55	15		55	LT		20	OT									
							5	PED												
6	20th STREET JUNCTION	219484.0	1	56	10															
7	VAMOMA HOUSE JUNCT	219485.0	1	57	35															
8	OLD ROAD JUNCTION	219486.0	1	59	25															
9	OLD ROAD JOE BAR		2	0																

Symbols of Delay Cause

LT - Left Turns	BP - Bus Loading/ unloading	S1 - Traffic signals	SS - Stop Sign
RT - Right Turns	TP - Taxi Loading/ unloading	S2 - Traffic Police	TJ - General Jam/Congestion
CC Car Crossing	AC - Traffic Accident	IC - Intersevtion ahead	OT - Others

TRAVEL SPEED SURVEY FORM - The Master Plan Study on Urban Facilities Restoration and Improvement in Morovia

Route Name		OLD ROAD/Tubman Boulevard/BROAD						Driver												
Direction		From	Old Road				Supervisor													
		To																		
Survey Date		02 16 2009				<input type="checkbox"/> Morning Peak Hours		<input type="checkbox"/> Afternoon		<input checked="" type="checkbox"/> Evening Peak Hours										
No	Check Point Name	Distance (km)	Time Schedule			Delay1			Delay2			Delay3			Delay4			Delay5		
			(hh)	(mm)	(ss)	Stopping Period (mm) (ss)	Cause	Stopping Period (mm) (ss)	Cause	Stopping Period (mm) (ss)	Cause	Stopping Period (mm) (ss)	Cause	Stopping Period (mm) (ss)	Cause					
1	JOE BAR MARKET	219490.0	4	17	3															
2	OLD ROAD JUNCTION	219491.0	4	22	5															
3	VAMOMA HOUSE JUNCT	219493.0	4	24	8															
4	20th STREET SINKOR	219494.0	4	26	58		35	CC		8	TJ									
5	12th STREET SINKOR	219495.0	4	35	39															
6	UNMIL GREEN HOUSE	219496.0	4	38	0		1	42	S2		19	TJ	1	10	IC					
7	UNIVERSITY OF LIB...	219497.0	4	40	18			25	TJ											
8	PERRY STREET JUNCT...	219498.0	4	41	31															
9	BROAD&MECHLIN ST	219499.0	4	42	42			26	CC											
10																				

TRAVEL SPEED SURVEY FORM - The Master Plan Study on Urban Facilities Restoration and Improvement in Morovia

Route Name						Schedule Keeper		Driver												
Direction		From					Delay Keeper		Supervisor											
		To																		
Survey Date		02 16 2009				<input type="checkbox"/> Morning Peak Hours		<input type="checkbox"/> Afternoon		<input checked="" type="checkbox"/> Evening Peak Hours										
No	Check Point Name	Distance (km)	Time Schedule			Delay1			Delay2			Delay3			Delay4			Delay5		
			(hh)	(mm)	(ss)	Stopping Period (mm) (ss)	Cause	Stopping Period (mm) (ss)	Cause	Stopping Period (mm) (ss)	Cause	Stopping Period (mm) (ss)	Cause	Stopping Period (mm) (ss)	Cause					
1	BROAD&MECHLIN ST	219502.0	5	0	0															
2	PERRY STREET JUNCT	219503.0	5	3	13		19	OT	1	41	IC									
3	UNIVERSITY OF LIB...	219504.0	5	5	35		20	IC		10	PED									
4	UNMIL GREEN HOUSE	219505.0	5	6	15		12	OT		8	OT									
5	12th STREET JUNCTION	219506.0	5	7	20		10	PED												
6	20th STREET JUNCTION	219507.0	5	8	15		15	OT												
7	VAMOMA HOUSE JUNCT	219508.0	5	9	45															
8	OLD ROAD JUNCTION	219509.0	5	10	20		30	IC		7	OT									
9	OLD ROAD JOE BAR	219500.0	5	12	5															
10																				
11																				
12																				
13																				
19																				
20																				
21																				

Symbols of Delay Cause

LT - Left Turns	BP - Bus Loading/ unloading	S1 - Traffic signals	SS - Stop Sign
RT - Right Turns	TP - Taxi Loading/ unloading	S2 - Traffic Police	TJ - General Jam/Congestion
CC Car Crossing	AC - Traffic Accident	IC - Intersevtion ahead	OT - Others

**TRAVEL SPEED SURVEY FORM - The Master Plan Study on Urban Facilities Restoration and Improvement in Morovia**

Route Name		Robert Field Highway				Schedule Keeper	Bendu Clements		Driver	Abraham Sese					
Direction	From	E.L.W.A Junction				Delay Keeper	Mama M. Kaifa		Supervisor	Sekou Konneh					
	To	Gbengbar Town													
Survey Date		17	Feb.		2009	<input checked="" type="checkbox"/> Morning Peak Hours		<input type="checkbox"/> Afternoon		<input type="checkbox"/> Evening Peak Hours					
No	Check Point Name	Distance (km)	Time Schedule			Delay1		Delay2		Delay3		Delay4		Delay5	
			(hh)	(mm)	(ss)	Stopping Period (mm) (ss)	Cause	Stopping Period (mm) (ss)	Cause	Stopping Period (mm) (ss)	Cause	Stopping Period (mm) (ss)	Cause	Stopping Period (mm) (ss)	Cause
1	E.L.W.A. Junction	219534.0	7	27	1										
2	King Gray	219535.0	7	30	41										
3	Studio Junction	219536.0	7	31	21										
4	Rehab Junction	219538.0	7	33	1										
5	Bonjal	219539.0	7	35	3										
6	Thinker's Village	219540.0	7	36	51										
7	Baptise Saminary	219541.0	7	37	28										
8	Gbengbar Town	219543.0	7	39	11										

**TRAVEL SPEED SURVEY FORM - The Master Plan Study on Urban Facilities Restoration and Improvement in Morovia**

Route Name		Roberts Field Highway				Schedule Keeper	Mama M. Kaifa		Driver						
Direction	From	Gbengbar Town				Delay Keeper	Bendu Clements		Supervisor						
	To	E.L.W.A. Junction													
Survey Date		17	Feb.		2009	<input checked="" type="checkbox"/> Morning Peak Hours		<input type="checkbox"/> Afternoon		<input type="checkbox"/> Evening Peak Hours					
No	Check Point Name	Distance (km)	Time Schedule			Delay1		Delay2		Delay3		Delay4		Delay5	
			(hh)	(mm)	(ss)	Stopping Period (mm) (ss)	Cause	Stopping Period (mm) (ss)	Cause	Stopping Period (mm) (ss)	Cause	Stopping Period (mm) (ss)	Cause	Stopping Period (mm) (ss)	Cause
1	Gbengbar Town	219543.0	7	40	0										
2	Baptise Saminary	219544.0	7	45	3										
3	Thinker's Village	219545.0	7	48	9										
4	Bonjal	219546.0	7	50	12										
5	Rehab Junction	219547.0	7	56	0										
6	Studio Junction	219549.0	8	0	2										
7	King Gray	219550.0	8	5	1										
8	E.L.W.A. Junction	219551.0	8	6	11										
9						4	RT								

**Symbols of Delay Cause**

LT - Left Turns	BP - Bus Loading/ unloading	S1 - Traffic signals	SS - Stop Sign
RT - Right Turns	TP - Taxi Loading/ unloading	S2 - Traffic Police	TJ - General Jam/Congestion
CC Car Crossing	AC - Traffic Accident	IC - Intersevtion ahead	OT - Others

TRAVEL SPEED SURVEY FORM The Master Plan Study on Urban Facilities Restoration and Improvement in Morovia																				
Route Name		Roberts Field Highway				Schedule Keeper		Lawoi M. Paypay		Driver		Abraham Sesey								
Direction	From	E.L.W.A. Junction				Delay Keeper		Martina Johnson		Supervisor		Sekou Konneh								
	To	Gbangba Town																		
Survey Date		17 Feb.		2009		<input type="checkbox"/> Morning Peak Hours		<input checked="" type="checkbox"/> Afternoon		<input type="checkbox"/> Evening Peak Hours										
No	Check Point Name	Distance (km)	Time Schedule			Delay1			Delay2			Delay3			Delay4			Delay5		
			(hh)	(mm)	(ss)	Stopping Period (mm) (ss)	Cause	Stopping Period (mm) (ss)	Cause	Stopping Period (mm) (ss)	Cause	Stopping Period (mm) (ss)	Cause	Stopping Period (mm) (ss)	Cause					
1	E.L.W.A. Junction	219551.0	12	30	8															
2	King Gary	219555.0	1	15	9															
3	L.W.A. Hospital Junction	219557.0	1	17	1															
4	Rebah Junction	219558.0	1	18	4															
5	Bonjal	219560.0	1	20	5															
6	Thinker's Village	219563.0	1	24	6															
7	Baptist Saminary	219565.0	1	26	8															
8	Gbangbar Town	219567.0	1	28	10															
9						6	36	PC												

TRAVEL SPEED SURVEY FORM The Master Plan Study on Urban Facilities Restoration and Improvement in Morovia																				
Route Name		Roberts Field Highway				Schedule Keeper		Lawoi M. Paypay		Driver		Abraham Sesey								
Direction	From	Gbangba Town				Delay Keeper		Martina Johnson		Supervisor		Sekou Konneh								
	To	E.L.W.A. Junction																		
Survey Date		17 Feb.		2009		<input type="checkbox"/> Morning Peak Hours		<input checked="" type="checkbox"/> Afternoon		<input type="checkbox"/> Evening Peak Hours										
No	Check Point Name	Distance (km)	Time Schedule			Delay1			Delay2			Delay3			Delay4			Delay5		
			(hh)	(mm)	(ss)	Stopping Period (mm) (ss)	Cause	Stopping Period (mm) (ss)	Cause	Stopping Period (mm) (ss)	Cause	Stopping Period (mm) (ss)	Cause	Stopping Period (mm) (ss)	Cause					
1	Gbangbar Town	219569.0	1	29	0															
2	Baptise Saminary	219570.0	1	30	15															
3	Thinker's Village	219572.0	1	33	9															
4	Bonjal	219574.0	1	35	58															
5	Rehab Junction	219579.0	1	40	1															
6	L.W.A. Hospital Junction	219580.0	1	41	56															
7	King Gray	219581.0	1	43	35															
8	E.L.W.A. Junction	219582.0	1	48	24															
9						1	3	TJ												

Symbols of Delay Cause

LT - Left Turns	BP - Bus Loading/ unloading	S1 - Traffic signals	SS - Stop Sign
RT - Right Turns	TP - Taxi Loading/ unloading	S2 - Traffic Police	TJ - General Jam/Congestion
CC Car Crossing	AC - Traffic Accident	IC - Intersection ahead	OT - Others

TRAVEL SPEED SURVEY FORM - The Master Plan Study on Urban Facilities Restoration and Improvement in Morovia																				
Route Name		Robertsfield Highway				Schedule Keeper		Yvonne P. Jackson		Driver		Abraham Sese								
Direction	From	E.L.W.A. Junction				Delay Keeper		D.M. Smith		Supervisor		Sekou Konneh								
	To	Gbangbar Town																		
Survey Date		17 Feb. 2009				<input type="checkbox"/> Morning Peak Hours			<input type="checkbox"/> Afternoon			<input checked="" type="checkbox"/> Evening Peak Hours								
No	Check Point Name	Distance (km)	Time Schedule			Delay1			Delay2			Delay3			Delay4			Delay5		
			(hh)	(mm)	(ss)	Stopping Period (mm) (ss)	Cause	Stopping Period (mm) (ss)	Cause	Stopping Period (mm) (ss)	Cause	Stopping Period (mm) (ss)	Cause	Stopping Period (mm) (ss)	Cause					
1	E.L.W.A. Junction	219686.0	5	3	15															
2	King Gary	219688.0	5	7	30	1	28	TJ												
3	L.W.A. Hospital Junction	219689.0	5	8	25	1	18	S2												
4	Rebah Junction	219690.0	5	10	22															
5	Bonjal	219691.0	5	11	25															
6	Thinker's Village	219692.0	5	12	32															
7	Baptist Saminary	219693.0	5	14	42															
8	Gbangbar Town	219695.0	5	15	41															

TRAVEL SPEED SURVEY FORM - The Master Plan Study on Urban Facilities Restoration and Improvement in Morovia																				
Route Name		Roberts Field Highway				Schedule Keeper		D.M. Smith		Driver		Abraham Sese								
Direction	From	Gbangbar Town				Delay Keeper		Yvonne P. Jackson		Supervisor		Sekou Konneh								
	To	E.L.W.A. Junction																		
Survey Date		17 Feb. 2009				<input type="checkbox"/> Morning Peak Hours			<input type="checkbox"/> Afternoon			<input checked="" type="checkbox"/> Evening Peak Hours								
No	Check Point Name	Distance (km)	Time Schedule			Delay1			Delay2			Delay3			Delay4			Delay5		
			(hh)	(mm)	(ss)	Stopping Period (mm) (ss)	Cause	Stopping Period (mm) (ss)	Cause	Stopping Period (mm) (ss)	Cause	Stopping Period (mm) (ss)	Cause	Stopping Period (mm) (ss)	Cause					
1	Gbangbar Town	219695.0	6	17	34															
2	Baptise Saminary	219696.0	6	19	25															
3	Thinker's Village	219697.0	6	21	44															
4	Bonjal	219698.0	6	22	46															
5	Rehab Junction	219699.0	6	24	55	1	30	S2												
6	L.W.A. Hospital Junction	219701.0	6	28	32															
7	King Gray	219702.0	6	30	38															
8	E.L.W.A. Junction	219704.0	6	33	45															

Symbols of Delay Cause

LT - Left Turns	BP - Bus Loading/ unloading	S1 - Traffic signals	SS - Stop Sign
RT - Right Turns	TP - Taxi Loading/ unloading	S2 - Traffic Police	TJ - General Jam/Congestion
CC Car Crossing	AC-- Traffic Accident	IC - Intersevtion ahead	OT - Others

## **APPENDIX-7**

### **RESULT OF PERSON TRIP SURVEY**



**AEP CONSULTANTS, INC.**

# **FINAL REPORT OF THE PHASES**

**FOR THE SUCCESSFUL IMPLEMENTATION OF THE CONTRACT  
“MASTER PLAN STUDY ON URBAN FACILITIES RESTORATION AND  
IMPROVEMENT IN MONROVIA”**

---

*THE MASTER PLAN STUDY ON URBAN FACILITIES  
RESTORATION AND IMPROVEMENT IN MONROVIA*

*PROJECT IN*

*PERSON TRIP/HOUSEHOLD SURVEY*

**CLIENT: JAPAN INTERNATIONAL COOPERATION AGENCY (JICA)**

**PREPARED BY:**      **Engr. Adam P. Konneh Project Coordinator and Assistant Project Manager**  
**AEP Consultants Dillon Building(2<sup>nd</sup> Floor) King Sao Bossa (Front) Street, Monrovia-Liberia**

# **TABLE OF CONTENTS**

## **1. COVERING PAGE**

## **2. TABLE OF CONTENTS**

## **3. INTRODUCTION AND BACKGROUND**

- i. GENERAL
- ii. SPECIFICS

## **4. OBJECTIVES**

- i. GENERAL
- ii. SPECIFIC

## **5. METHODOLOGY OF IMPLEMENTATION**

- i. PLANNING
- ii. TRAINING
- iii. PRE-TESTING
- iv. SURVEYING
- v. DATA COLLECTION AND PROCESSING

## **6. SCOPE OF WORK**

- i. PHASE-1
- ii. PHASE-2

## **7. CONCLUSION AND RECOMMENDATION**

## **8. APPENDIX**

### 3. INTRODUCTION/ BACKGROUND

#### i. GENERAL

This report documents the day to day activities carried out by AEP Consultants for the successful implementation of studies that form part of the Master Plan Study on Urban Facilities Restoration and Improvement in Monrovia Project, Republic of Liberia.

The project was initiated upon the request of the Government of Liberia to the Government of Japan to conduct the Master Plan Study on Urban Facilities Restoration and Improvement in Monrovia so as to develop a 10(ten)- year Master Plan including 5(five) years restoration plan on urban facilities and to carry out relevant transfer of technology to Liberian.

Accordingly, Yachiyo Engineering CO. Ltd (YEC) and Katahira & Engineers International (KEI) made up of a study team hereinafter referred to as the Japan International Cooperation Agency (JICA), an official agency responsible for the technical implementation and cooperation of programs of the Government of Japan was given the mandate to undertake the Master Plan study. JICA subsequently contracted the services of AEP Consultants of Liberia for the implementation.

The methodology employed for the implementation of this project consists of four stages as follows:

1. The first stage covered meetings and strategic design and planning of implementation activities.
2. The second stage covered the training of surveyors, which was carried out in groups with respect to their areas of survey that were scheduled for specific dates, as contained in the detail report.
3. The third stage covered dispatching of surveyors to their various areas of assignment for the survey
4. The last stage has to do with the collection and processing of data and finally submission of survey report.

The information contained in this report is based on details of data collected from the site surveys which preceded an intensive three- day training that covered but not limited to PERSON TRIP/HOUSEHOLD SURVEY

The survey project staff is as follows:

- |  |                   |
|--|-------------------|
| 1. Project Manager-----                          | Sylvanus O'Connor |
| 2. Project Coordinator-----                      | Adam Konneh       |
| 3. Survey Supervisor ( Person Trip Survey) ----- | Kula Jackson      |

ii. SPECIFICS

PERSON TRIP/HOUSEHOLD SURVEY

The Person Trip/ Household Survey covered 2500 households with each household consisting of not less than four members above the age of 13 years. Thirty-one surveyors were trained and deployed to conduct the survey. The questionnaires that were used for the survey comprised of the following attributes:

- |   |   |
|---|---|
| <p>a. Household Attribute</p> <ul style="list-style-type: none"> <li>-Home address</li> <li>-No. of household</li> <li>-Income of household</li> <li>-Ownership of land /rental fee</li> <li>- Length of stay</li> <li>-Driver license</li> </ul> | <p>b. Household member Attribute</p> <ul style="list-style-type: none"> <li>-Address of home, office, school etc.</li> <li>-Age and gender</li> <li>-Occupation</li> <li>-Personnel income</li> </ul> |
| <p>c. Trip Description</p> <ul style="list-style-type: none"> <li>- Trip purpose</li> <li>- Origin and destination</li> <li>- Departure and arrival time</li> <li>- Mode of travel</li> </ul>   |   |

The following targeted areas were surveyed and generated the below number of household sample

<u>Areas</u>	<u>No. of household samples</u>
1. New Kru Town	253
2. Logan Town	234
3. Clara Town	230
4. West Point	212
5. Central Monrovia "A"	169
6. Central Monrovia "B"	284
7. Sinkor	119
8. Lakpazee	97
9. Old Road	110
10. Congo Town	48
11. Paynesville	369
12. Garnersville	157
13. New Georgia	112
14. Barnersville	82
15. Johnsonville	8
16. Caldwell	16
	2500
TOTAL	2500

## **4. OBJECTIVES**

### **i. GENERAL OBJECTIVES**

The general objective of the study is to formulate a 10 year Master Plan for the development of roads within Greater Monrovia and its environs and 5 years Master Plan on urban facilities restoration, by taking into consideration the existing land use plan. The formulated Master Plan shall cover the road network and public transportation system.

The results or survey data of the study must reveal the existing transportation problems and must offer most of the fundamental information which are essential in the formulation of economic plans for the improvement of the Monrovia urban transport system.

### **ii. SPECIFIC OBJECTIVES**

The survey data generated from the study which covered attributes such as age, sex, occupation, income, car ownership and description of trip (destination, trip purpose, mode of travel and time) shall be used to obtain the existing conditions concerning the movement of people in Monrovia. The data shall give a clear picture on the ability of people to move from one place to another within Monrovia and its environs.

## **5. METHODOLOGY OF IMPLEMENTATION**

The methodology employed for the execution of this project includes strategy plans which covered meetings, master work plan formulation, schedule for the training of surveyors, signing of sub-contracts with the surveyors and supervisors.

The survey was implemented through household visits and direct questioning of adult household members with sufficient competence to accurately answer the questions posed. The questionnaires were distributed in advance and explained during the first visit, and the following day a second visit was made for the interview and collection of the questionnaires. Visit dates covered in questionnaire were on a working weekday basis, that is, Monday through Friday, excluding holidays. The methodology consists of the following:

- i. PLANNING**
- ii. TRAINING**
- iii. PRE-TESTING**
- iv. SURVEYING**

## i. PLANNING

The planning was the first stage of the strategies employed in the execution of the project. This included signing of contracts with the surveyors and supervisors (facilitators) for the Master Plan study, preparation of work schedule, meetings schedule, training schedule and data collection and reporting schedule. See schedules in the appendix:

## ii. TRAINING

The schedule for the training implementation followed the below patterns. It all started with the sequential three days intensive training and testing of one hundred and six surveyors from which eighty-six successful candidates were selected for the actual survey and processing of data for the master plan study.

### PERSON TRIP/ HOUSEHOLD SURVEYORS TRAINING REPORT

Date: January 20, 2009

Time: 10:00am to 4:00pm

Training Course: Household/ Person Trip Interview Survey

Tutor/Facilitators: Mr. Kula Jackson (Head)  
Mr. Adam Konneh (Project Coordinator)

Chief Observer: Mr. Masazumi Ono (JICA)

No. of Participants: Thirty -eight (38)

#### ACTIVITIES:

1. The Training was scheduled to last for three days; one day for Pre-testing and one day for corrections. The household interview survey was allocated for 31 persons but 38 participated.
2. The Household/Person Trip Survey was conducted successfully
3. Some minor mistakes were noted on the forms for corrections
4. It was agreed that all data base entry group be part of all the training for orientation

### iii. PRE-TESTING

#### PERSON TRIP/HOUSEHOLD SURVEY SURVEYORS TRAINING PRE-TESTING REPORT

Date: January 28, 2009  
Time: 6:00am to 6:00am  
Pre- Testing: Household and Person Trip Survey  
Tutor/Facilitators: Mr. Adam Konneh (Head, Project Coordinator)  
Chief Observer: Mr. Masazumi Ono (JICA)  
No. of Participants: One hundred and six (106)

#### ACTIVITIES:

The Household Interview/ Person Trip Survey was carried out by surveyors assigned to their various residential communities. Spot checks were made by the Project Coordinator Mr. Adam Konneh. The surveyors' Supervisor Mr. Kula Jackson maintained regular monitoring of activities of the surveyors to ensure that the planned activities and procedures established for the survey are being followed.

### iv. SURVEYING

The actual survey activities for the project were designed by Engineer Adam Konneh (Project Coordinator) in consultation with Mr. Sylvanus O'Connor (Project Manager) and the survey supervisor with respect to time, scope of work and efficiency. The number of workers (surveyors) and work load required for 8 working hours were all spelled out in charts. The activity plan was submitted to JICA and approval was obtained for its use. A contract was signed with each surveyor separately, indicating their responsibilities and time for payment. Each surveyor was given ID cards for the project. See appendix for charts.

### V. DATA COLLECTION AND PROCESSING

The survey data collected by the surveyors were delivered to the survey coordinator (supervisor), checked and subsequently submitted to the data base clerk for processing. The data processing team (data clerks) comprised of six well trained data processors and analyzers contracted to carry out the data input process. The processed data (electronic copy which could not be included in this hard copy report because of its volume) was submitted to JICA.

## **6. SCOPE OF WORK**

### **i. PHASE-1**

#### **PREPARATION OF SURVEY FORMS**

The scope of work as described in the specific introduction was spelled out in phases. The first phase consists of the actual survey forms preparation and distribution to the surveyors. Thirty-eight thousand (38,000) survey forms were prepared and distributed to surveyors. See sample forms for the survey in appendix.

### **ii. PHASE-2**

#### **THE SURVEY WORK**

The second phase covered the day to day survey scope of work done. This is the actual field surveys that led to the gathering of data that have been propounded for the formulation of the master plan. See the work done description as followed:

#### **PERSON TRIP/ HOUSEHOLD SURVEYORS SURVEY REPORT**

Date: Wednesday, February 4, 2009

Survey: Person Trip Survey and Person Questionnaire Survey

Supervisors: Mr. Adam Konneh (Project Coordinator).  
Mr. Kula Jackson Household/Person Trip Survey Supervisor.

Chief Observer: Mr. Ono (JICA)

No. of surveyors: Thirty-one (31)

**ACTIVITIES:** The Household Interview and Person Trip Survey were carried out by the surveyors assigned to their various communities of residence. Their activities were monitored by the Project Coordinator Mr. Adam Konneh and Supervisor Mr. Kula Jackson and collected 232 household data.

The following chart details the number of household interviewed on a daily basis in the various targeted areas.



**HOUSEHOLD INTERVIEW SURVEY WORK DONE CHART FOR THE MASTER PLAN STUDY ON URBAN FACILITIES RESTORATION AND IMPROVEMENT IN MONROVIA**

ZONE NO.	HOUSEHOLD INTERVIEW AREA NAME	NO. OF HOUSEHOLD	NO. CONDUCTED PER DAY					TOTAL FOR 5DAYS	BALANCE	NO. REMARKS
			Day-one 4/2/09	Day-two 5/2/09	Day-three 6/2/09	Day-four 7/2/09	Day-five 8/2/09			
1	NEW KRU TOWN	253	16	16	24	24	24	104	149	
2	LONGAN TOWN	234	16	16	16	16	16	80	154	
3	CLARA TOWN	230	16	16	16	16	16	80	150	
4	WEST POINT	212	24	24	24	24	24	120	92	
5	CENTRAL MON. "A"	189	16	16	16	16	16	80	89	
6	CENTRAL MON. "B"	284	16	16	16	16	16	80	204	
7	SINKOR	119	8	8	8	8	8	40	79	
8	LAKPAZEE	97	16	16	16	16	16	80	17	
9	OLD ROAD	110	8	8	8	8	8	40	70	
10	CONOED TOWN	48	8	8	8	8	8	40	8	
11	PAYNESVILLE	369	40	40	40	40	40	200	209	
12	GARDNERSVILLE	157	8	8	8	8	8	40	117	
13	NEW GEORGIA	112	16	16	16	16	16	80	32	
14	BARBERSVILLE	82	8	8	8	8	8	40	42	
15	JOHNSONVILLE	8	8	-	-	-	-	8	0	
16	CALDWELL	16	8	8	-	-	-	16	0	

**HOUSEHOLD INTERVIEW SURVEY WORK  
DONE CHART FOR THE MASTER PLAN  
STUDY ON URBAN FACILITIES  
RESTORATION AND IMPROVEMENT IN  
MONROVIA**

ZONE NO.	AREA NAME	NO. OF HOUSEHOLD	Day-Six	Day-Seven	Day-Eight	Day-Nine	Day-Ten	TOTAL Number FOR 10- working DAYS	BALANCE/ DIFFERENCE B/W HOUSE No. B Total	NO. REMARKS
			10/2/09	12/2/09	13/2/09	17/2/09	18/2/09			
1	NEW KRU TOWN	253	24	24	24	40	37	253	0	complete
2	LONGAN TOWN	234	16	16	16	54	42	234	0	complete
3	CLARA TOWN	230	16	16	16	54	38	230	0	complete
4	WEST POINT	212	24	24	24	16	4	212	0	complete
5	CENTRAL MDN. "A"	169	16	16	16	24	17	169	0	complete
6	CENTRAL MDN. "B"	284	16	16	16	80	76	284	0	complete
7	SINKOR	119	8	8	8	32	23	119	0	complete
8	LAKPAZEE	97	17	-	-	-	-	97	0	complete
9	OLD ROAD	110	8	8	8	32	14	110	0	complete
10	CONGO TOWN	48	8	-	-	-	-	48	0	complete
11	PAYNESVILLE	389	40	40	40	32	17	389	0	complete
12	GARDENSVILLE	157	8	8	8	48	45	157	0	complete
13	NEW GEORGIA	112	16	16	-	-	-	112	0	complete
14	BARNERSVILLE	82	8	8	8	18	-	82	0	complete
15	JOHNSONVILLE	8	-	-	-	-	-	8	0	complete
16	CALDWELL	16	-	-	-	-	-	16	0	complete

## 7. CONCLUSION AND RECOMMENDATIONS

Technically, the results obtained in the survey are authentic for the fact that the survey was conducted by qualified statistic students of the University of Liberia. Almost all the Household/Person Trip Surveyors that were contracted to do the Household Survey were part of those that did the population study statistics of 2007 of the Republic of Liberia.

All the results that were gathered from the study have been processed into formatted data chart sheets from which general analysis and conclusion can be established.

The data processors (clerks) are those that had worked with NGOs that undertook similar data collection and processing assignments. Despite the experience background of the surveyors, the data was scrutinized, analyzed and corrections carried out by both Mr. Shuichi Yashiro of JICA and Adam Konneh of AEP Consultant. Against this background, the following results are propounded for consideration in the formulation of the 10 years Master Plan for Urban Facilities Restoration and Improvement in Monrovia and to carry out the relevant transfer of technology to Liberian.

The following recommendations are hereby noted for your consideration:

That future study of this nature be given enough time because working facilities in Africa especially Liberia are very limited.

This document had been scrutinized and adjudged by the Project staff as follows:

Signed: \_\_\_\_\_

Mr. Adam P. Konneh (Project Coordinator)

Assistant Project Manager AEP Consultants

Approved: \_\_\_\_\_

Mr. Syvanus O'Connor (Project Manager)

Managing Director/CEO AEP Consultants

# 8. APPENDIX

FORM I: HOUSEHOLD INFORMATION																						
Household No	Tap Date				Household Address Zone No	No of HH Member (Under 12yrs old)			No of HH Member (12yrs and Above)			Household Hedges			HH Income	No of Owning Vehicles						
	Day	Month	Year	Day		Month	Year	Male	Female	Total	Male	Female	Total	Male		Female	Total	1. BICYCLE	2. MOTOR CYCLE	3. Sedn in Wagen	4. Small 2/3/4 seater Bus	5. TRU CK
DEC 0001	4	2	2009	4	2	2009	1001	1	0	4	4	3	5	8	0	0	0	0	0	0	0	0
DEC 0002	4	2	2009	4	2	2009	1002	1	3	3	3	2	4	6	2	4	4	2	0	0	0	0
DEC 0003	4	2	2009	4	2	2009	1003	1	3	4	7	3	2	4	0	0	0	1	0	0	0	0
DEC 0004	4	2	2009	4	2	2009	1004	1	3	2	5	1	6	7	0	0	0	1	0	0	0	0
DEC 0005	4	2	2009	4	2	2009	1005	1	2	2	4	3	3	6	0	0	0	2	0	0	0	0
DEC 0006	4	2	2009	4	2	2009	1006	1	7	3	10	15	21	0	0	0	1	0	0	0	0	0
DEC 0007	4	2	2009	4	2	2009	1007	1	1	0	1	4	6	10	0	0	0	1	0	0	0	0
DEC 0008	4	2	2009	4	2	2009	1008	1	1	1	2	1	3	4	0	0	0	4	0	0	0	0
DEC 0009	4	2	2009	4	2	2009	1009	1	3	0	3	1	2	0	0	0	4	0	0	0	0	0
DEC 0010	4	2	2009	4	2	2009	1010	1	3	0	3	1	2	0	0	0	4	0	0	0	0	0
DEC 0011	4	2	2009	4	2	2009	1011	1	2	2	3	2	1	3	0	0	2	0	0	0	0	0
DEC 0012	4	2	2009	4	2	2009	1012	1	1	1	2	2	3	5	0	0	0	1	0	0	0	0
DEC 0013	4	2	2009	4	2	2009	1013	1	2	1	3	2	1	3	0	0	0	1	0	0	0	0





































CITY OF CALDWELL		FISCAL YEAR 2009		GENERAL FUND		REVENUE		EXPENSES		NET REVENUE		BALANCE	
ACCOUNT	DATE	AMOUNT	DATE	AMOUNT	DATE	AMOUNT	DATE	AMOUNT	DATE	AMOUNT	DATE	AMOUNT	DATE
DEC. 0003	17	2	2009	17	2	2009	15006	15	2	2	4	3	3
DEC. 0003	17	2	2009	17	2	2009	15006	15	2	2	4	3	3
DEC. 0003	17	2	2009	17	2	2009	15007	15	4	1	3	4	2
DEC. 0003	17	2	2009	17	2	2009	15008	15	0	2	2	1	4
DEC. 0003	17	2	2009	17	2	2009	15009	14	2	1	3	2	2
DEC. 0001	4	2	2009	4	2	2009	16001	16	2	2	4	7	4
DEC. 0001	4	2	2009	4	2	2009	16002	16	2	1	3	4	3
DEC. 0001	4	2	2009	4	2	2009	16003	16	1	0	1	2	1
DEC. 0001	4	2	2009	4	2	2009	16004	16	1	0	3	1	2
DEC. 0001	4	2	2009	4	2	2009	16004	16	1	0	3	1	2



