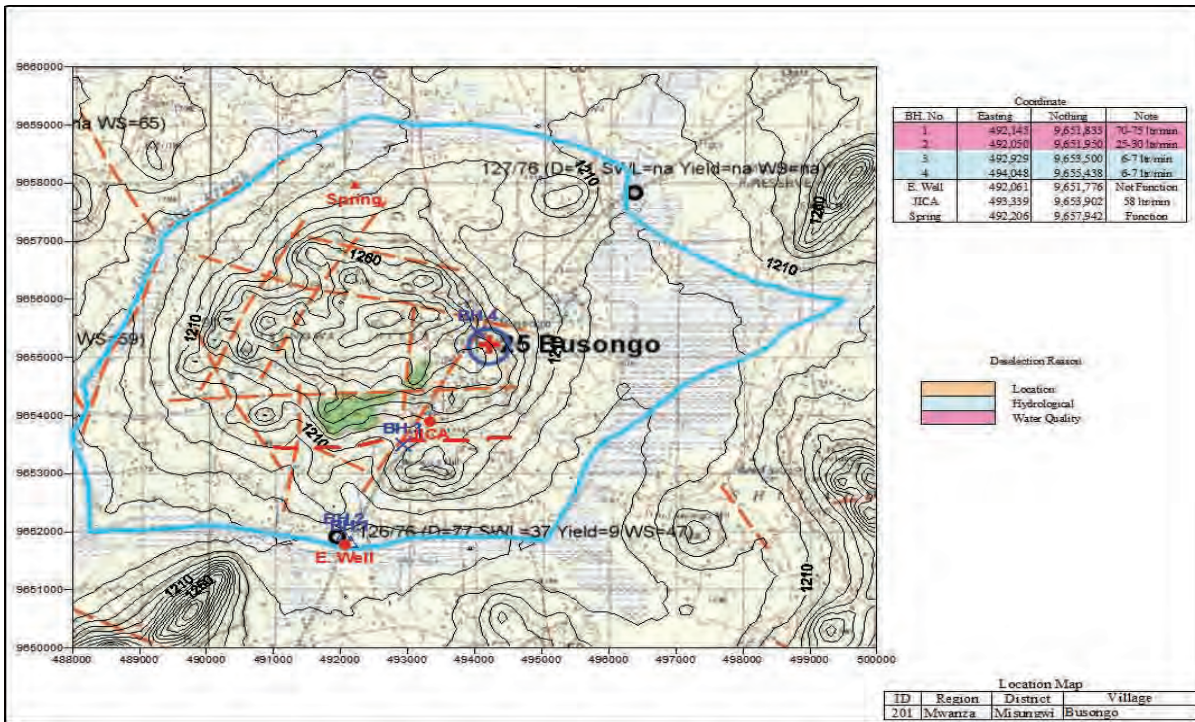


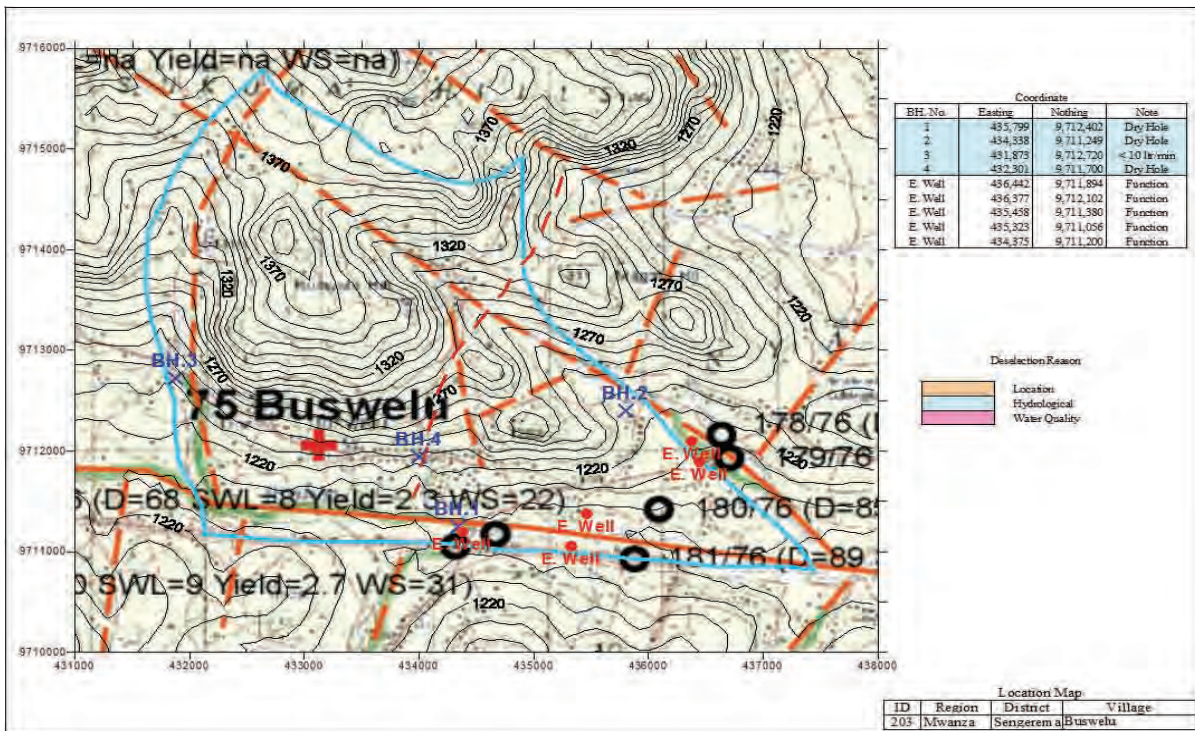
(2) 試掘結果

1) 位置図

Busongo 村



Buswelu 村



2) 試掘結果


BUSONGO


BH. No.	Easting	Nothing	掘削深度 (m)	静水位 (GL- m)	動水位 (GL- m)	揚水量 (ltr/min)	判定
1	492, 145	9, 651, 833	100	22. 0	-	70-75	レベル2必要揚水量を満たさず
2	492, 050	9, 651, 950	102	18. 0	38. 0	25-30	レベル2必要揚水量を満たさず
3	492, 929	9, 653, 500	100	3. 1	68. 3	6-7	レベル1、2必要揚水量を満たさず
4	494, 048	9, 655, 438	100	34. 0	75. 5	6-7	レベル1、2必要揚水量を満たさず


BUSWELU


BH. No.	Easting	Nothing	掘削深度 (m)	静水位 (GL- m)	動水位 (GL- m)	揚水量 (ltr/min)	判定
1	435, 799	9, 712, 402	110	-	-	-	空井戸
2	434, 338	9, 711, 249	98	-	-	-	空井戸
3	431, 854	9, 711, 940	103	-	-	<10	レベル1、2必要揚水量を満たさず
4	432, 301	9, 711, 700	100	-	-	-	空井戸

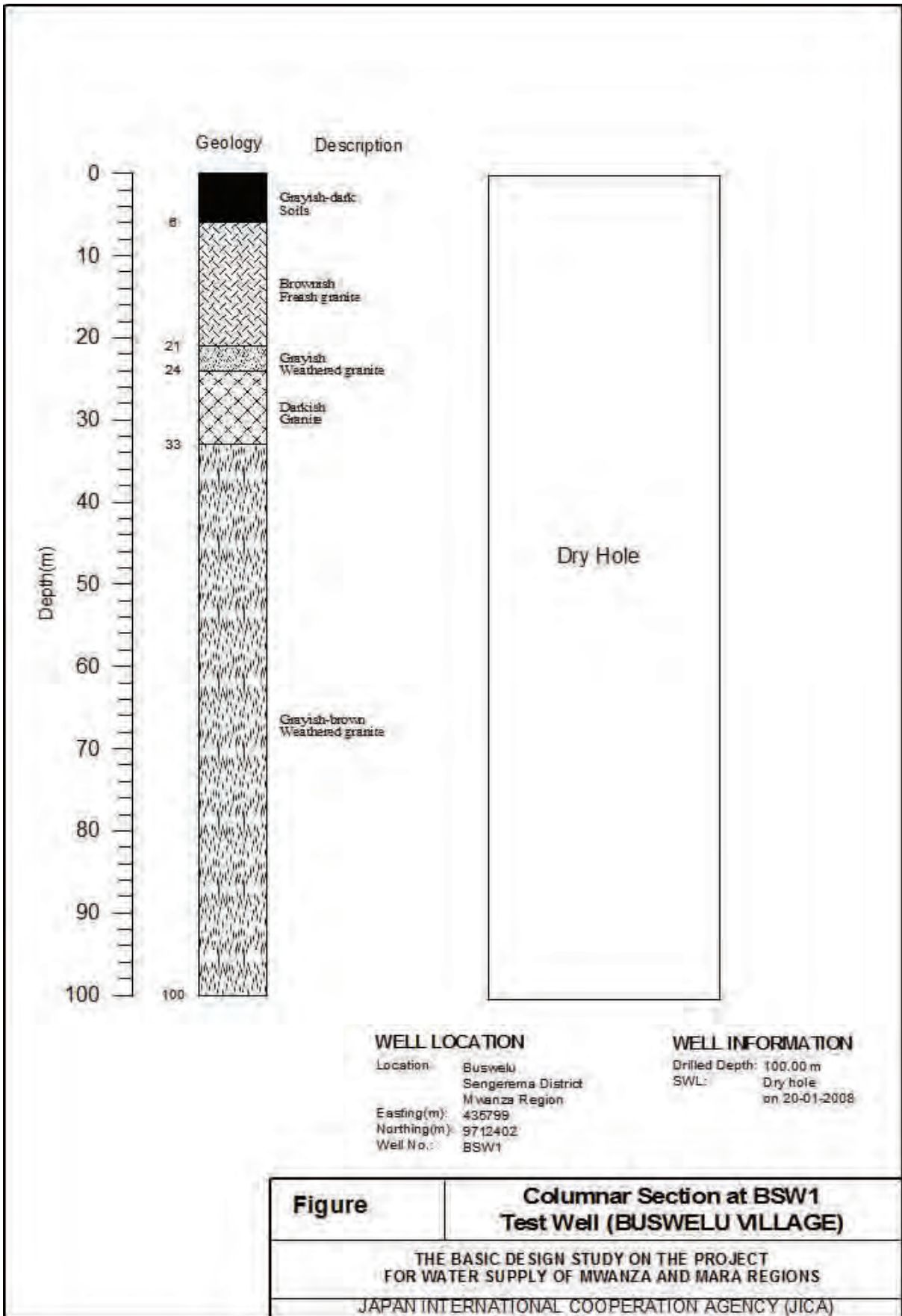
3) 井戸柱状図

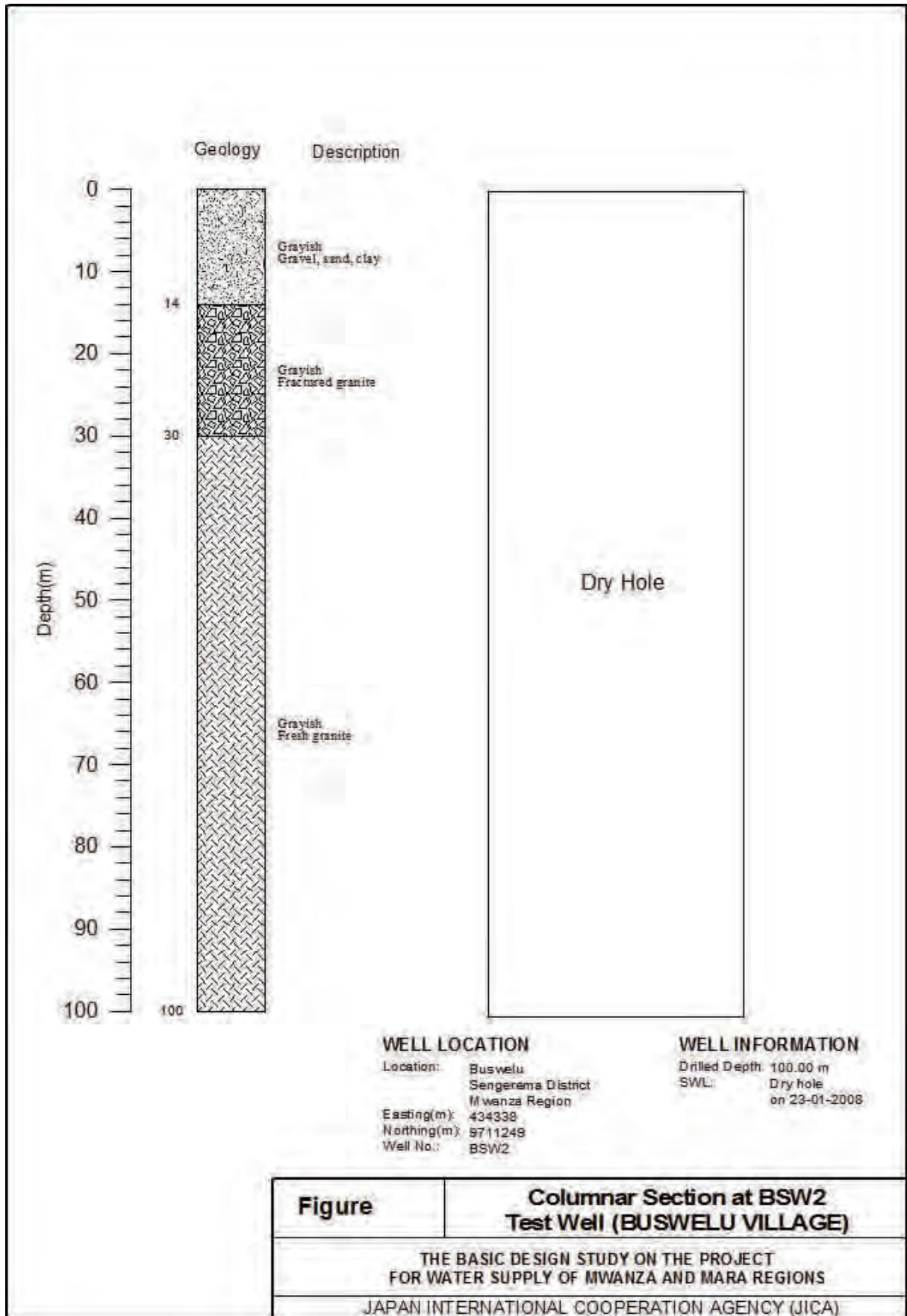


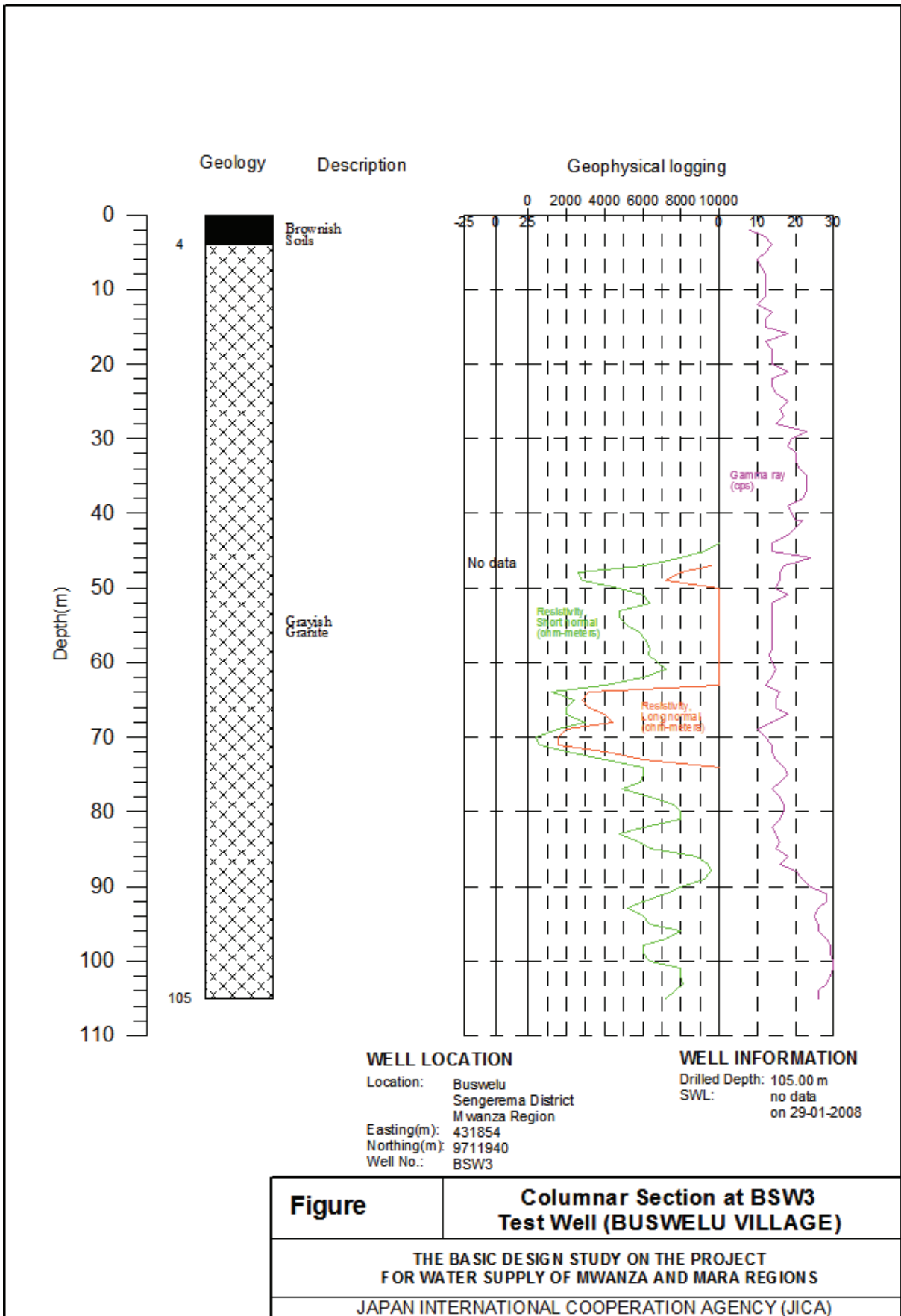


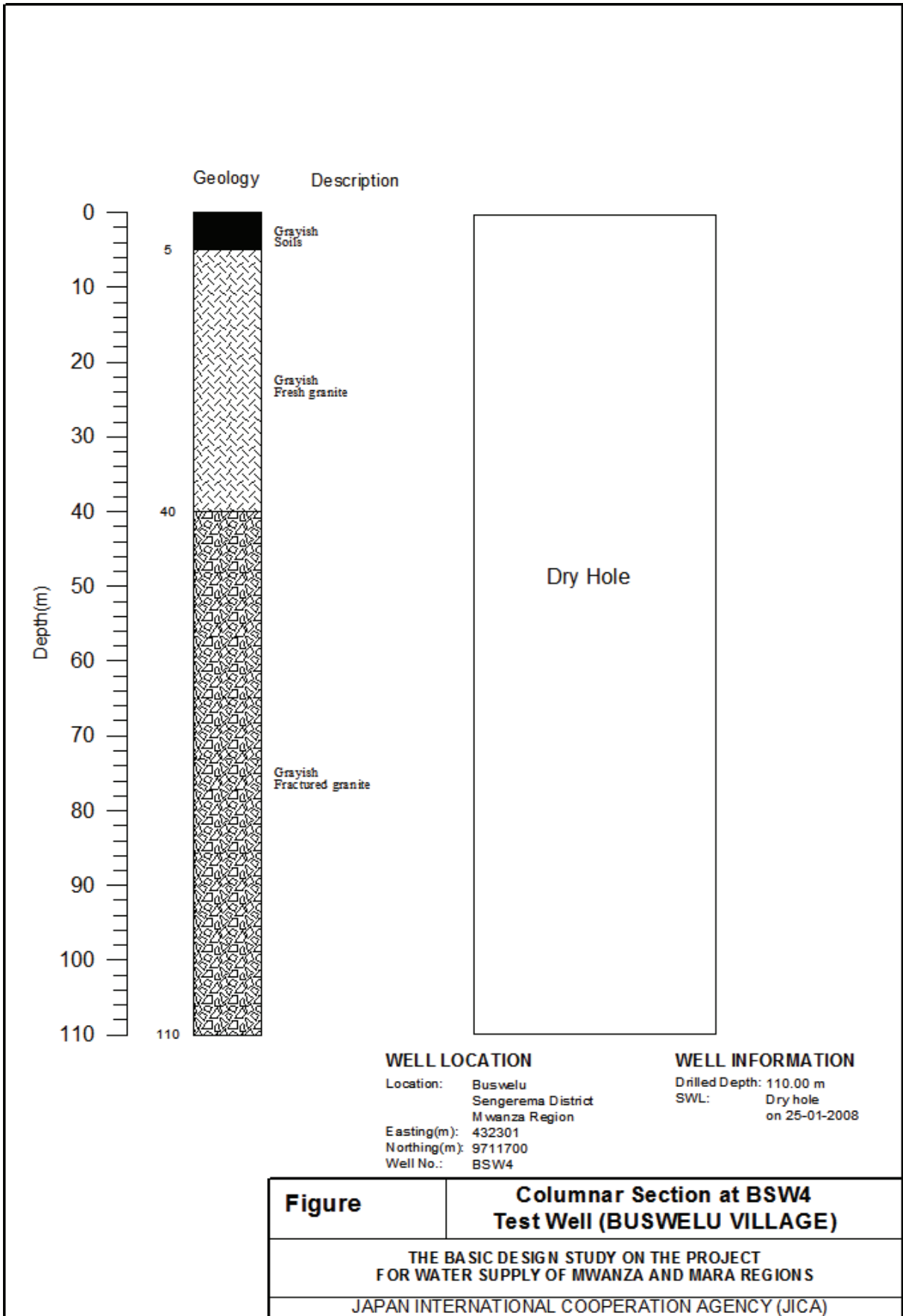






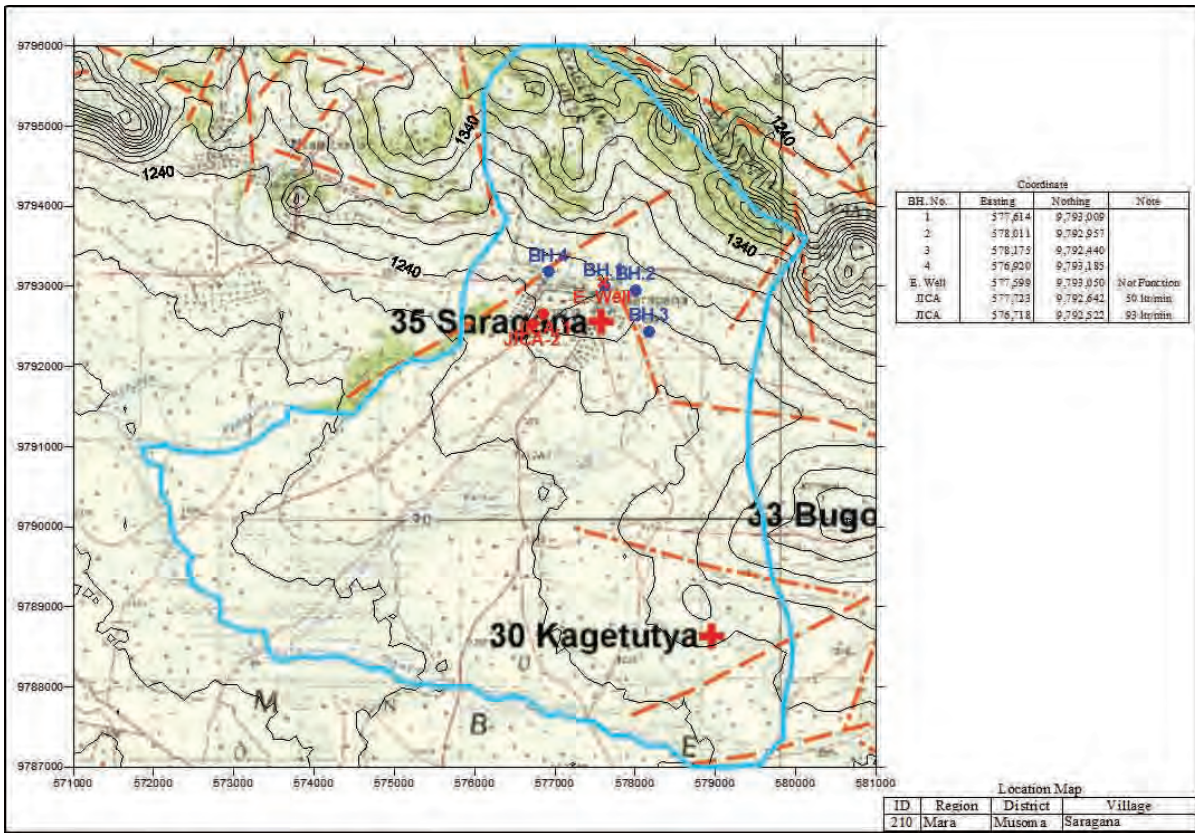






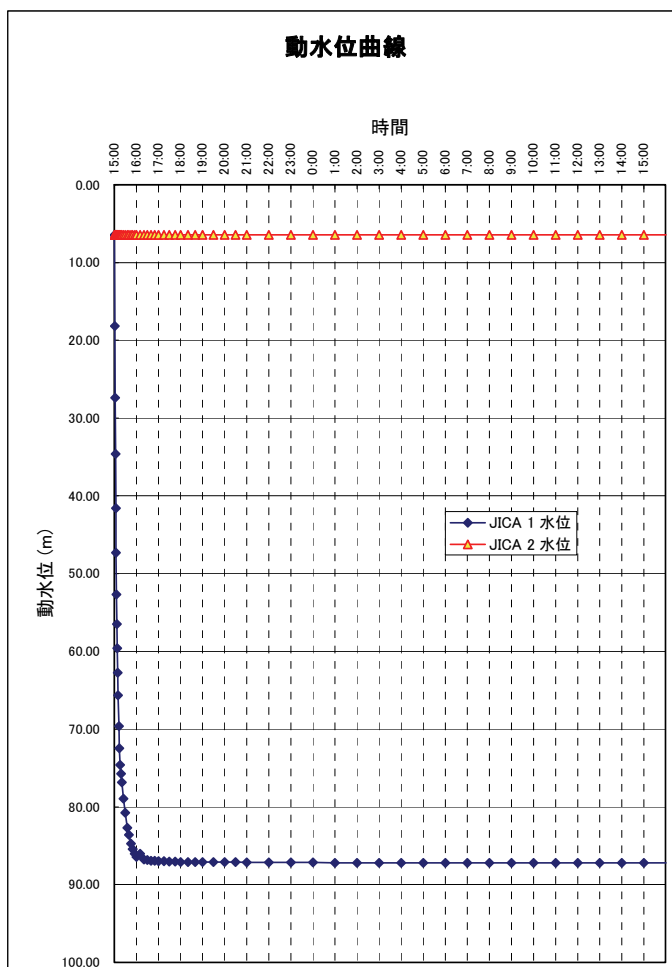
(3) 揚水試験

1) 揚水試験位置図 (SARAGANA 村)



2) 揚水試験結果

Date	JICA 1			JICA 2
	Time hrs	DWL m	Yeild ltr/hr	DWL m
2008/1/3	15:00	6.47	-	6.42
	15:01	18.17	31,058	6.42
	15:02	27.40	28,285	6.42
	15:03	34.61	24,444	6.42
	15:04	41.58	22,122	6.42
	15:05	47.32	19,652	6.42
	15:06	52.67	17,062	6.42
	15:07	56.49	16,638	6.42
	15:08	59.61	15,083	6.42
	15:09	62.74	14,142	6.42
	15:10	65.63	13,726	6.42
	15:12	69.59	13,200	6.42
	15:14	72.48	11,639	6.42
	15:16	74.62	11,314	6.42
	15:18	75.70	10,063	6.42
	15:20	76.84	9,530	6.42
	15:25	78.92	8,693	6.42
	15:30	80.78	8,164	6.42
	15:35	82.68	7,857	6.42
	15:40	83.59	7,681	6.42
	15:45	84.70	7,485	6.42
	15:50	85.40	7,381	6.42
	15:55	86.00	7,200	6.42
16:00	86.45	7,122	6.42	
16:10	86.00	6,910	6.42	
16:20	86.75	6,677	6.42	
16:30	86.84	6,320	6.42	
16:40	86.90	6,092	6.42	
16:50	86.94	5,892	6.42	
17:00	86.96	5,734	6.42	
17:15	86.99	5,280	6.42	
17:30	87.02	5,242	6.42	
17:45	87.04	4,950	6.42	
18:00	87.06	4,844	6.42	
18:20	87.07	4,742	6.42	
18:40	87.07	4,658	6.42	
19:00	87.08	4,591	6.42	
19:30	87.09	4,538	6.42	
20:00	87.10	4,491	6.42	
20:30	87.11	4,461	6.42	
21:00	87.13	4,439	6.42	
22:00	87.15	4,424	6.42	
23:00	87.16	4,412	6.42	
2008/1/4	0:00	87.16	4,400	6.42
	1:00	87.17	4,387	6.42
	2:00	87.17	4,375	6.42
	3:00	87.17	4,368	6.42
	4:00	87.17	4,366	6.42
	5:00	87.18	4,363	6.42
	6:00	87.18	4,363	6.42
	7:00	87.18	4,363	6.42
	8:00	87.18	4,363	6.42
	9:00	87.18	4,363	6.42
	10:00	87.18	4,363	6.42
11:00	87.18	4,363	6.42	
12:00	87.18	4,363	6.42	
13:00	87.18	4,363	6.42	
14:00	87.18	4,363	6.42	
15:00	87.18	4,363	6.42	
16:00	87.18	4,363	6.42	



(4) 水質試験結果

1) 現地試験結果

カテゴリー	北緯	東経	標高 (m)	州	県	ID	村落	場所	採取日	現地試験											
										水温 °C	電気伝導度 mS/m		pH	ORP mv	フッ素 mg/l	硝酸 mg/l	鉄 mg/l	マンガン mg/l	味覚	臭気	
											-	-									6.5-8.5
既存施設	9,670,729	468,191	1165	ムワンザ	Sengerema	102	SOTTA	既存井戸	27/12/2007	24.60	89.70	7.81	91	1.5	20	0.0	0.0	0.0	0.0	問題なし	問題なし
	9,697,246	408,732	1259	ムワンザ	Getta	102	KASOTA	既存湧水	29/12/2007	23.40	0.07	6.76	235	0.4	2	0.0	0.0	0.0	0.0	問題なし	問題なし
	9,686,739	472,336	1145	ムワンザ	Sengerema	103	ISOLE	既存井戸	27/12/2007	23.80	273.00	7.57	199	3.0	45	0.0	0.0	0.0	0.0	塩辛い	問題なし
	9,808,987	636,454	1300	マラ	Musoma	119	SIRORISIMBA	既存井戸	21/12/2007	24.90	77.90	7.50	134	1.5	45	0.0	0.0	0.0	0.0	問題なし	問題なし
	9,836,895	616,360	1248	マラ	Tarime	131	OLIYO	既存井戸	22/12/2007	23.30	140.60	8.17	-52	1.5	0	2.0	0.0	0.0	0.0	少し塩辛い	問題なし
試験井戸及び ヴァイクトリア湖	9,821,915	657,723	1406	マラ	Serengeti	133	BUSAWA	既存湧水	21/12/2007	23.10	51.30	8.70	112	0.8	1	0.0	0.0	0.0	0.0	問題なし	問題なし
	9,687,524	490,207	1127	ムワンザ	Misingwi	202	NGAYA	ヴァイクトリア湖水	24/12/2007	24.50	13.71	8.52	121	0.8	0	0.0	0.0	0.0	0.0	問題なし	問題なし
	9,742,914	441,850	1130	ムワンザ	Sengerema	204	NYAMISWI	ヴァイクトリア湖水	28/12/2007	8.52	10.15	8.52	50	0.4	0	0.0	0.0	0.0	0.0	問題なし	問題なし
ヴァイクトリア湖	9,725,528	464,898	1131	ムワンザ	Sengerema	206	NYAKAHAKO	ヴァイクトリア湖水	27/12/2007	25.40	10.35	8.54	99	0.4	0	0.0	0.0	0.0	0.0	問題なし	問題なし
	9,784,198	493,418	1129	ムワンザ	Ukerewe	208	BUKONYO	ヴァイクトリア湖水	23/12/2007	26.40	9.84	8.35	64	0.4	0	0.0	0.0	0.0	0.0	問題なし	問題なし

□ : プロジェクト基準を上回っているもの

2) 室内試験結果

カテゴリー	北緯	東経	標高 (m)	州	県	ID	村落	場所	採取日	室内試験結果													
										シアノ mg/l	鉄 mg/l	マンガン mg/l	フッ素 mg/l	pH	バトリウム mg/l	アンモニア mg/l	硝酸 mg/l	色度 mg Pt/l	濁度 NTU	ろ過量 mg/l	全溶活性物質 mg/l		
鉄線井戸及び グライトリア湖	9,651,833	492,145	1,171	ムボンザ	Misungwi	201	BUSONGO	BSO #1	12/01/2008	<0.001	0.04	<0.01	3.36	8.90	0	0.35	2.67	0	0	110	760.0	-	
											0.07	0.30	0.10	1.50	6.5-8.5	0.7	0.50	50.00	15	1.500	-		
	9,687,524	490,207	1,127	ムボンザ	Misungwi	201	BUSONGO	BSO #2	12/01/2008	<0.001	0.16	<0.01	3.97	9.00	0	0.46	9.30	0	0	230	765.0	-	
	9,742,914	441,850	1,130	ムボンザ	Misungwi	202	NGAYA	グライトリア湖	24/12/2007	<0.001	0.28	<0.01	1.09	8.47	0	0.35	0.70	14	23	280	67.6	-	
	9,725,528	464,898	1,131	ムボンザ	Sengerema	204	NYAMISHI	グライトリア湖	28/12/2007	<0.001	0.01	<0.01	0.81	8.49	0	0.44	0.81	0	2	240	52.3	-	
	9,784,198	493,418	1,129	ムボンザ	Sengerema	206	NYAKAHAKO	グライトリア湖	27/12/2007	<0.001	<0.01	<0.01	0.87	8.54	0	1.65	0.87	14	4	260	53.4	-	

カテゴリー	北緯	東経	標高 (m)	州	県	ID	村落	場所	採取日	Laboratory Test										判定			
										大腸菌 count/100ml	硬度 mg/l	カルシウム mg/l	マグネシウム mg/l	硫酸塩 mg/l	塩素 mg/l	BOD mg/l	COD mg/l	重炭酸イオン mg/l	ナトリウム mg/l		砒素 µg/l	有機リン酸塩 mg/l	
鉄線井戸及び グライトリア湖	9,651,833	492,145	1,171	ムボンザ	Misungwi	201	BUSONGO	BSO #1	12/01/2008	0	500	200.0	150.00	400.00	250	6	10	-	-	1.00	0.50	-	不可
											0	247	113.0	32.56	91.60	460	0	0	539.0	119.1	<1.00	-	不可
	9,687,524	490,207	1,127	ムボンザ	Misungwi	201	BUSONGO	BSO #2	12/01/2008	0	145	85.0	14.58	123.00	440	0	0	579.0	116.5	<1.00	-	不可	
	9,742,914	441,850	1,130	ムボンザ	Misungwi	202	NGAYA	グライトリア湖	24/12/2007	0	37	39.0	4.37	10.60	21	4	10	55.0	11.2	<1.00	0.01	条件合格	
	9,725,528	464,898	1,131	ムボンザ	Sengerema	204	NYAMISHI	グライトリア湖	28/12/2007	0	46	15.0	7.53	4.90	16	0	0	38.0	7.8	<1.00	<0.01	合格	
	9,784,198	493,418	1,129	ムボンザ	Sengerema	206	NYAKAHAKO	グライトリア湖	27/12/2007	0	43	16.0	6.56	4.90	24	6	10	38.0	14.4	<1.00	0.01	条件合格	

：プロジェクト基準を上回っているもの

カテゴリー	北緯	東経	標高 (m)	州	県	ID	村落	場所	採取日	室内試験結果														
										シアノ mg/l	鉄 mg/l	マンガン mg/l	フッ素 mg/l	pH	バトリウム mg/l	アンモニア mg/l	硝酸 mg/l	色度 mg Pt/l	濁度 NTU	ろ過量 mg/l	全溶活性物質 mg/l			
既存施設	9,670,729	468,191	1,165	ムボンザ	Sengerema	102	SOTTA	既存井戸	27/12/2007	<0.001	0.02	<0.01	2.14	7.68	1	1.14	17.14	0	2	460	432.0	-		
	9,686,739	472,336	1,145	ムボンザ	Sengerema	103	ISOLE	既存井戸	27/12/2007	<0.001	0.02	<0.01	6.60	7.59	1	0.81	39.89	0	0	840	1,329.0	-		
	9,697,246	408,732	1,259	ムボンザ	Geita	111	KASITA	既存湧水	29/12/2007	<0.001	<0.01	<0.01	0.74	6.68	0	0.26	0.74	0	0	40	33.7	-		
	9,808,987	636,454	1,300	マラ	Musoma	119	SIRORISI MBA	既存井戸	21/12/2007	<0.001	0.03	<0.01	1.62	7.28	0	0.15	42.90	0	0	460	380.0	-		
	9,836,895	616,360	1,248	マラ	Tarime	131	OLIYO	既存井戸	22/12/2007	<0.001	0.29	<0.01	9.20	8.08	2	0.27	0.50	7	3	700	662.0	-		
	9,821,915	657,723	1,406	マラ	Serengeti	133	BUSAME	既存湧水	21/12/2007	<0.001	1.94	<0.01	1.12	8.51	0	0.08	0.60	0	0	220	276.0	-		

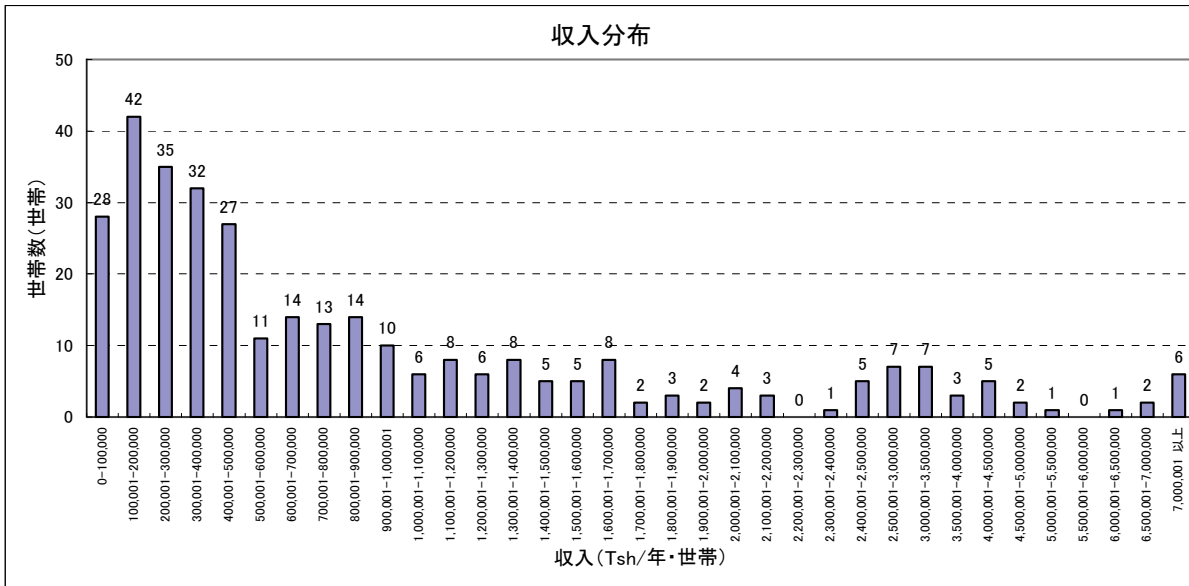
：プロジェクト基準を上回っているもの

(5) 収入調査

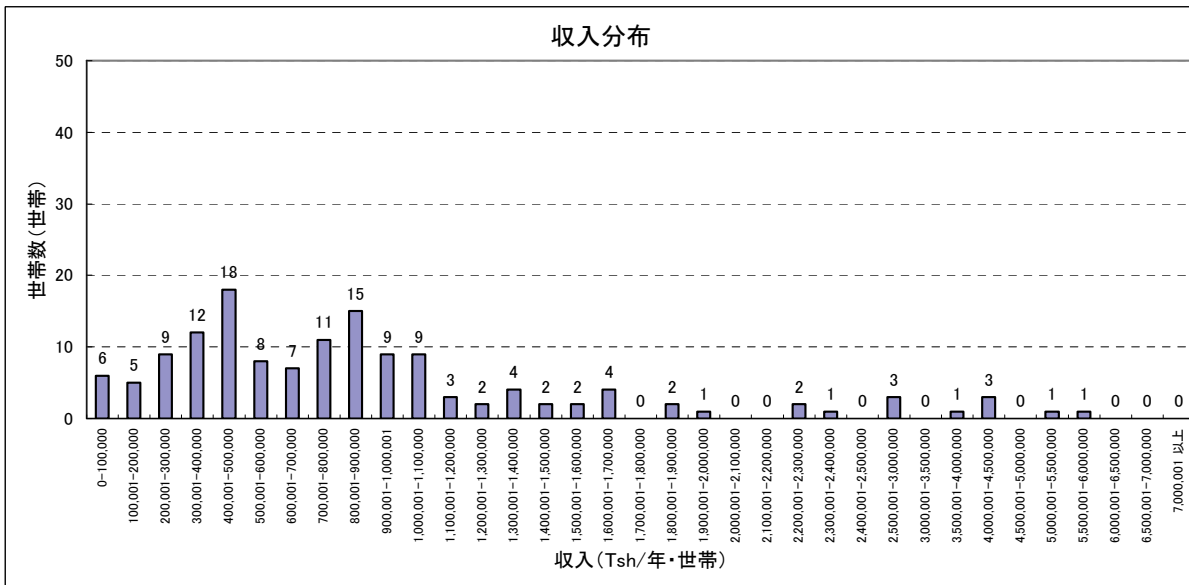
1) 州別平均年収（対象村落における）

州	対象村落数	平均年収 (Tsh/年)
ムワンザ	26	840,557
マラ	19	822,894

2) ムワンザ州

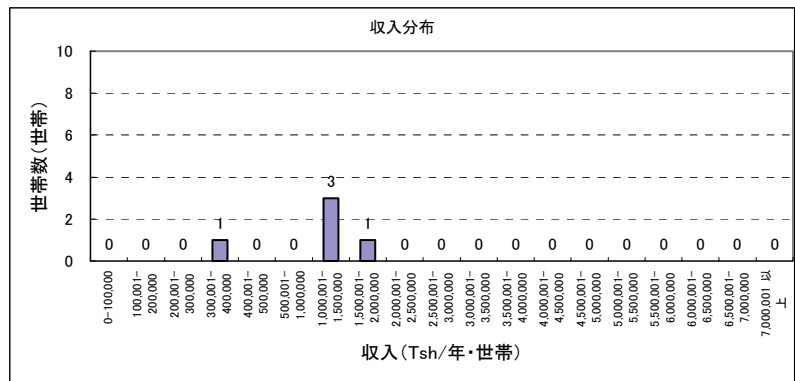


3) マラ州

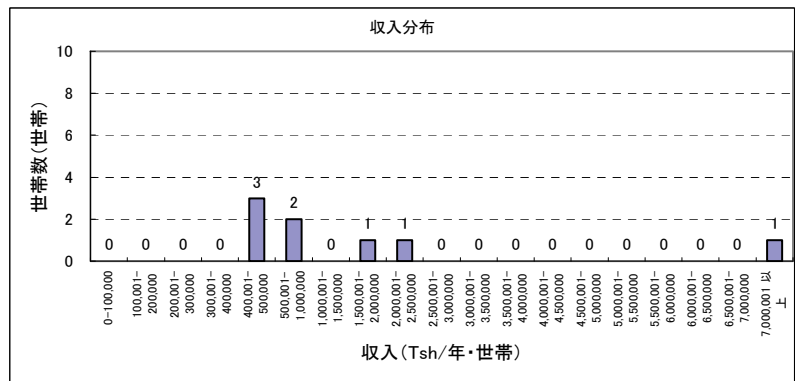


4) 対象村落

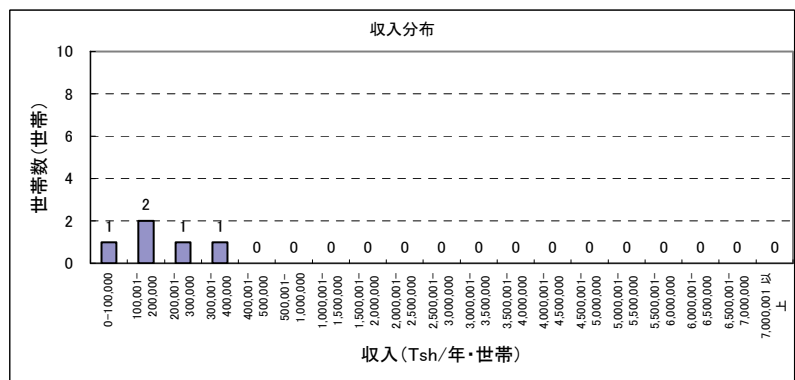
Sotta	
データ総数	5
全体の5%データ個数	1
最大収入(Tsh/年・世帯)	1,849,000
最小収入(Tsh/年・世帯)	350,000
平均収入(Tsh/年・世帯)	1,225,000



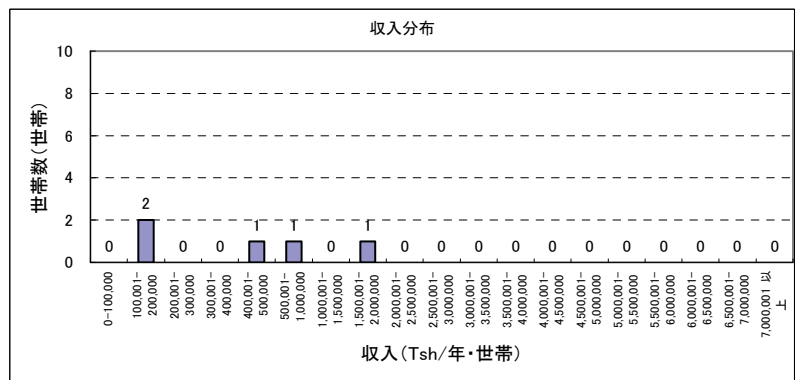
Isole	
データ総数	8
全体の5%データ個数	1
最大収入(Tsh/年・世帯)	7,845,000
最小収入(Tsh/年・世帯)	435,000
平均収入(Tsh/年・世帯)	1,060,500



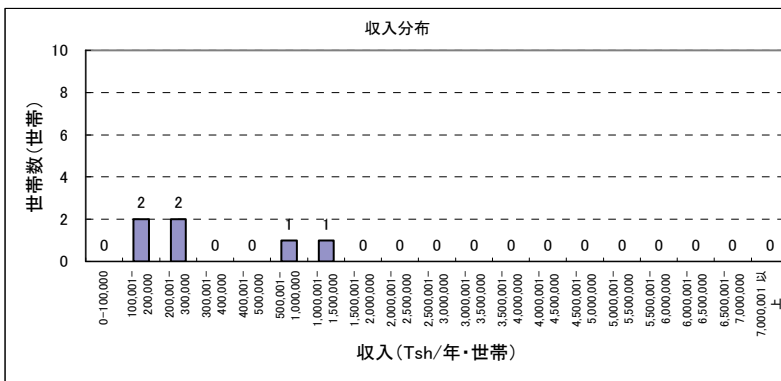
Busekeseke	
データ総数	5
全体の5%データ個数	1
最大収入(Tsh/年・世帯)	322,000
最小収入(Tsh/年・世帯)	78,000
平均収入(Tsh/年・世帯)	198,000



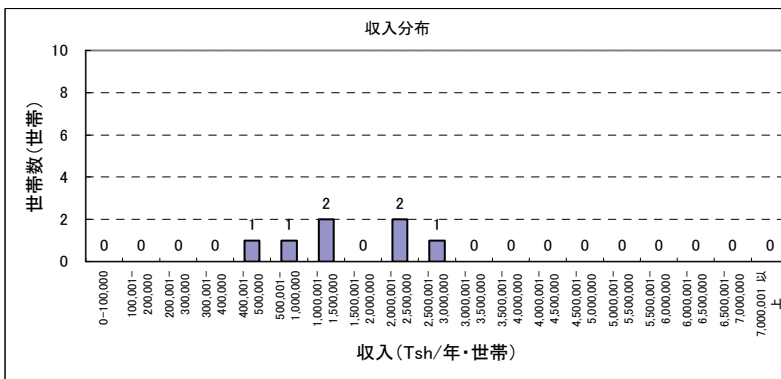
Katoma	
データ総数	5
全体の5%データ個数	1
最大収入(Tsh/年・世帯)	1,584,000
最小収入(Tsh/年・世帯)	154,000
平均収入(Tsh/年・世帯)	505,333



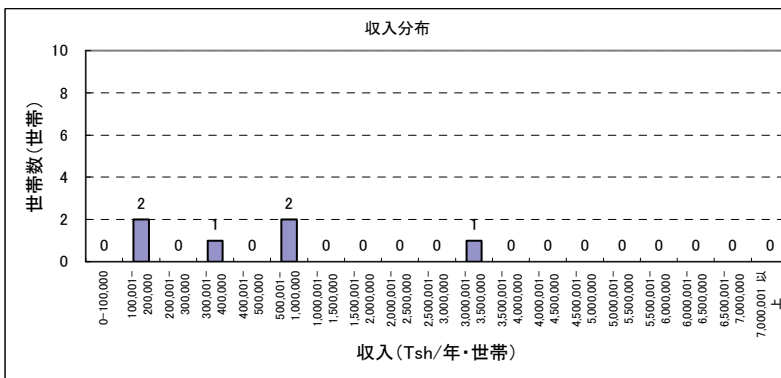
Magulukenda	
データ総数	6
全体の5%データ個数	1
最大収入(Tsh/年・世帯)	1,222,000
最小収入(Tsh/年・世帯)	135,000
平均収入(Tsh/年・世帯)	315,000



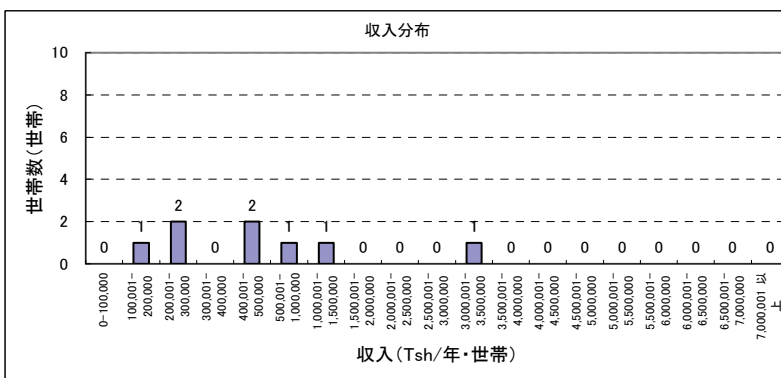
Nyanchenche	
データ総数	7
全体の5%データ個数	1
最大収入(Tsh/年・世帯)	2,775,000
最小収入(Tsh/年・世帯)	450,000
平均収入(Tsh/年・世帯)	1,489,600



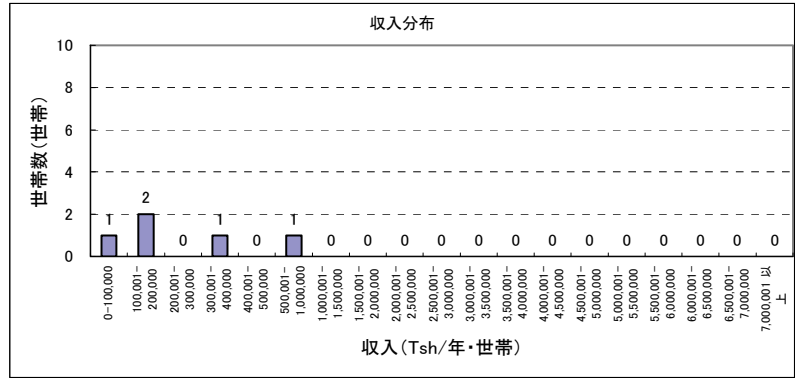
Mhulya	
データ総数	6
全体の5%データ個数	1
最大収入(Tsh/年・世帯)	3,213,000
最小収入(Tsh/年・世帯)	110,000
平均収入(Tsh/年・世帯)	536,000



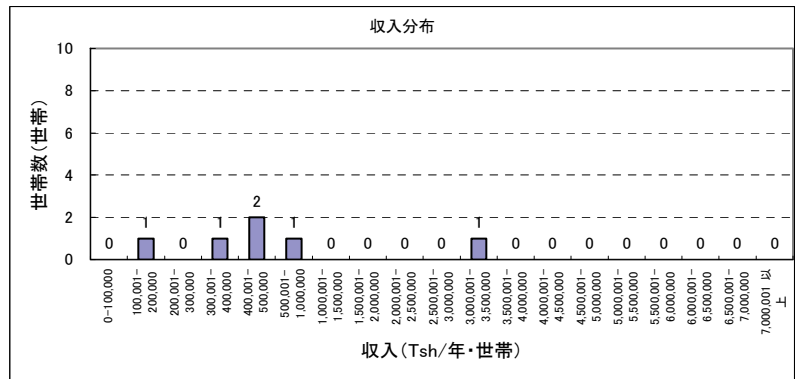
Kijereshi	
データ総数	8
全体の5%データ個数	1
最大収入(Tsh/年・世帯)	3,300,000
最小収入(Tsh/年・世帯)	200,000
平均収入(Tsh/年・世帯)	608,333



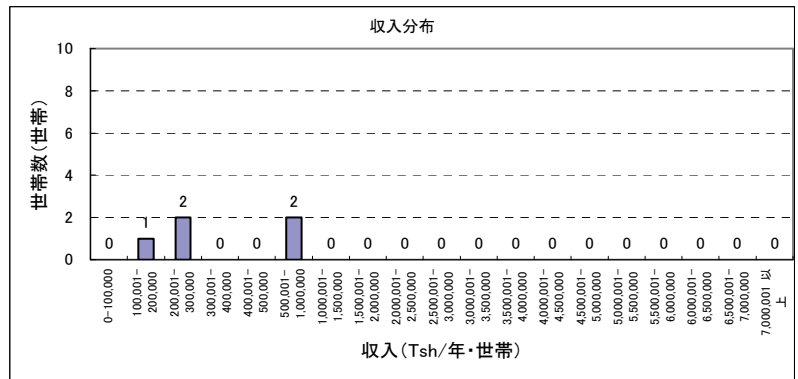
Bugulula	
データ総数	5
全体の5%データ個数	1
最大収入(Tsh/年・世帯)	880,000
最小収入(Tsh/年・世帯)	100,000
平均収入(Tsh/年・世帯)	243,333



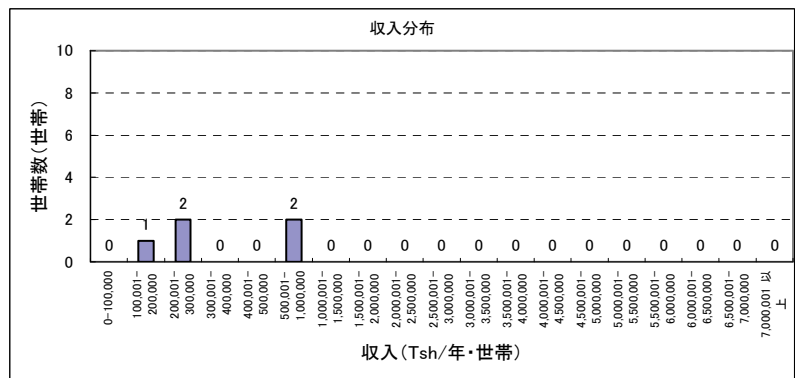
Kasota	
データ総数	6
全体の5%データ個数	1
最大収入(Tsh/年・世帯)	3,500,000
最小収入(Tsh/年・世帯)	110,000
平均収入(Tsh/年・世帯)	460,000



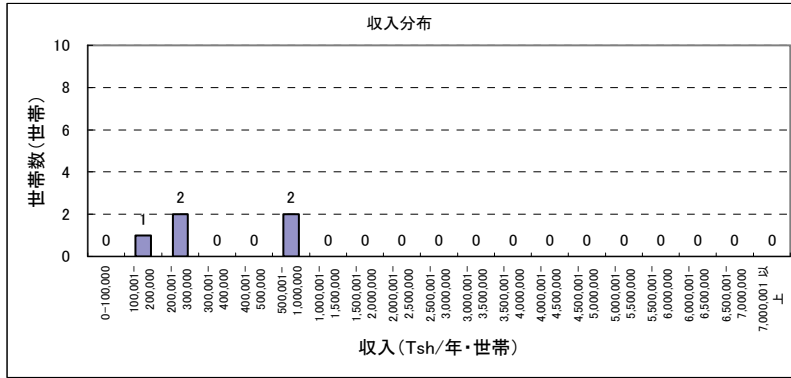
Kamena	
データ総数	5
全体の5%データ個数	1
最大収入(Tsh/年・世帯)	955,000
最小収入(Tsh/年・世帯)	170,000
平均収入(Tsh/年・世帯)	406,667



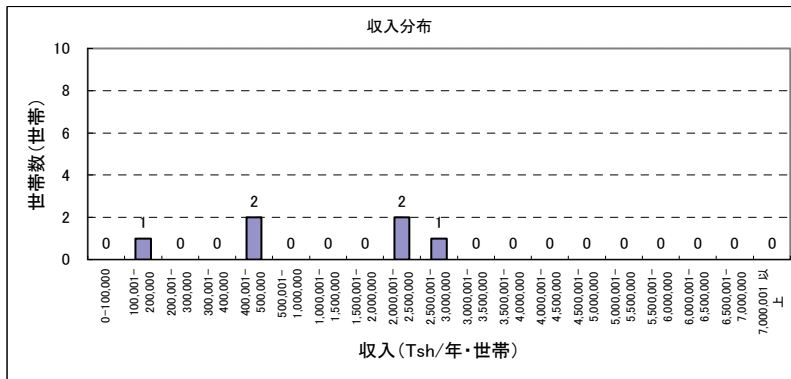
Ndelema	
データ総数	5
全体の5%データ個数	1
最大収入(Tsh/年・世帯)	2,500,000
最小収入(Tsh/年・世帯)	195,000
平均収入(Tsh/年・世帯)	986,667



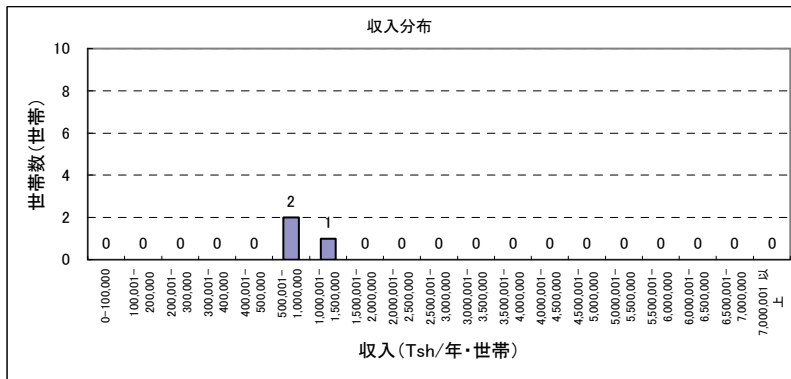
Nyashihima	
データ総数	5
全体の5%データ個数	1
最大収入(Tsh/年・世帯)	720,000
最小収入(Tsh/年・世帯)	170,000
平均収入(Tsh/年・世帯)	316,667



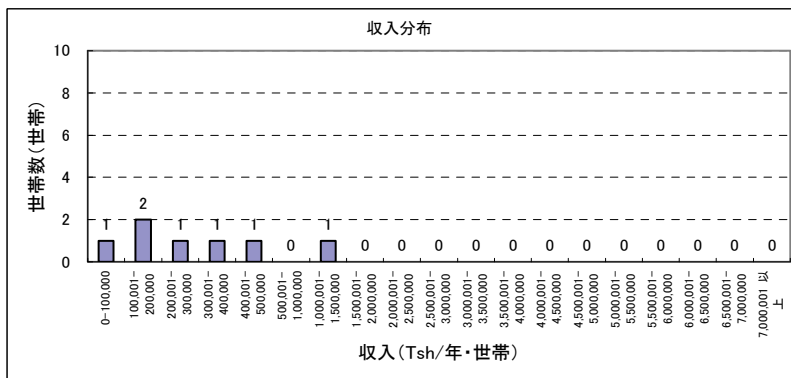
Bugogo	
データ総数	6
全体の5%データ個数	1
最大収入(Tsh/年・世帯)	2,866,000
最小収入(Tsh/年・世帯)	115,000
平均収入(Tsh/年・世帯)	1,464,800



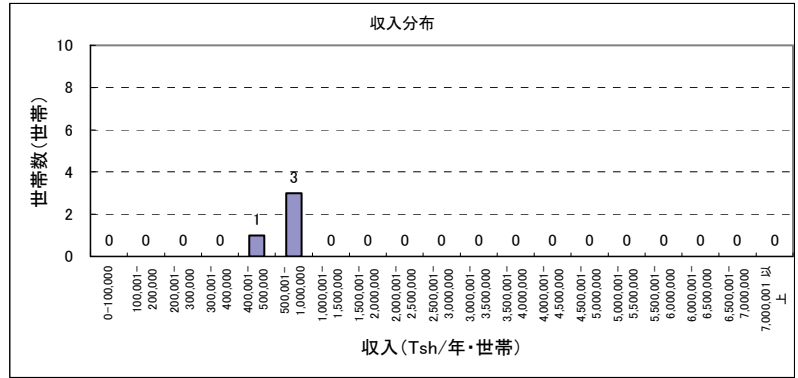
Ikina	
データ総数	3
全体の5%データ個数	1
最大収入(Tsh/年・世帯)	1,400,000
最小収入(Tsh/年・世帯)	610,000
平均収入(Tsh/年・世帯)	665,000



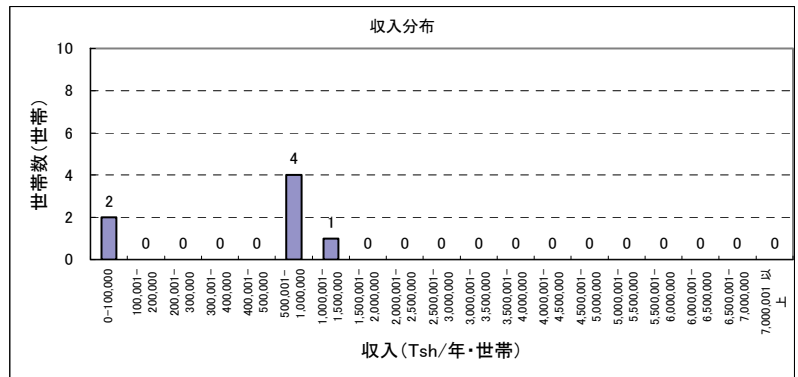
Ibondo	
データ総数	7
全体の5%データ個数	1
最大収入(Tsh/年・世帯)	1,305,000
最小収入(Tsh/年・世帯)	60,000
平均収入(Tsh/年・世帯)	277,000



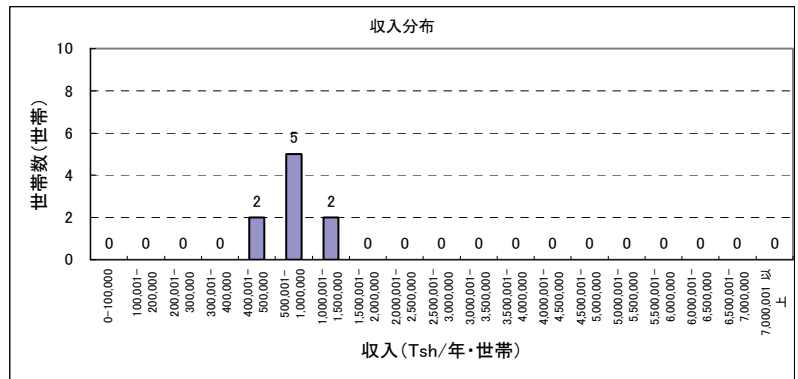
Mcharo	
データ総数	4
全体の5%データ個数	1
最大収入(Tsh/年・世帯)	843,000
最小収入(Tsh/年・世帯)	412,000
平均収入(Tsh/年・世帯)	673,500



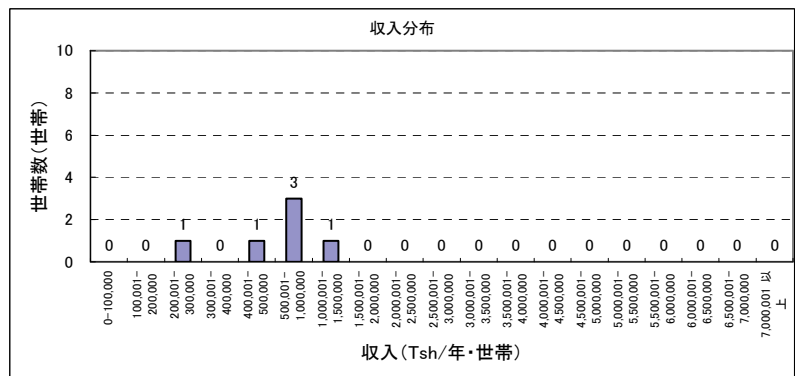
Sirorisimba	
データ総数	7
全体の5%データ個数	1
最大収入(Tsh/年・世帯)	1,400,000
最小収入(Tsh/年・世帯)	43,000
平均収入(Tsh/年・世帯)	706,400



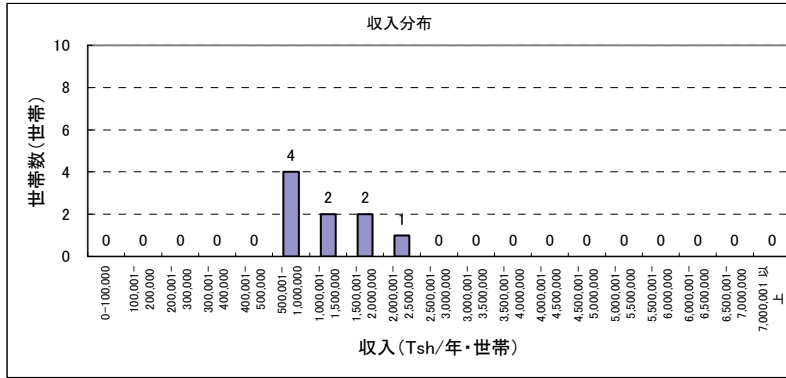
Ryamisanga	
データ総数	9
全体の5%データ個数	1
最大収入(Tsh/年・世帯)	1,180,000
最小収入(Tsh/年・世帯)	487,000
平均収入(Tsh/年・世帯)	703,143



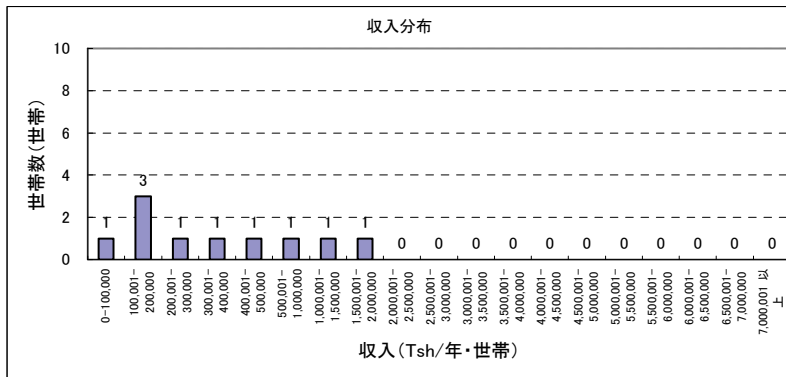
Kisamwene	
データ総数	6
全体の5%データ個数	1
最大収入(Tsh/年・世帯)	1,054,000
最小収入(Tsh/年・世帯)	258,000
平均収入(Tsh/年・世帯)	796,625



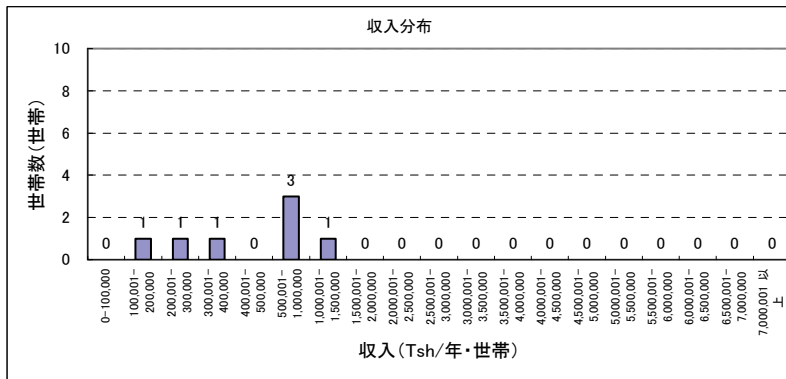
Bugoji	
データ総数	9
全体の5%データ個数	1
最大収入(Tsh/年・世帯)	2,400,000
最小収入(Tsh/年・世帯)	582,000
平均収入(Tsh/年・世帯)	1,195,286



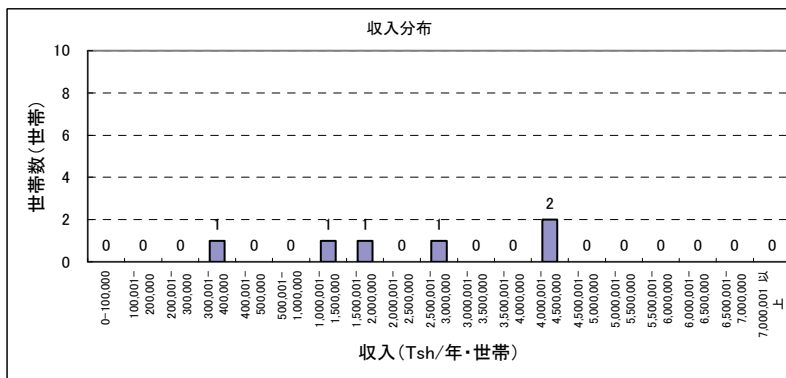
Isaba	
データ総数	10
全体の5%データ個数	1
最大収入(Tsh/年・世帯)	1,698,000
最小収入(Tsh/年・世帯)	60,000
平均収入(Tsh/年・世帯)	465,500



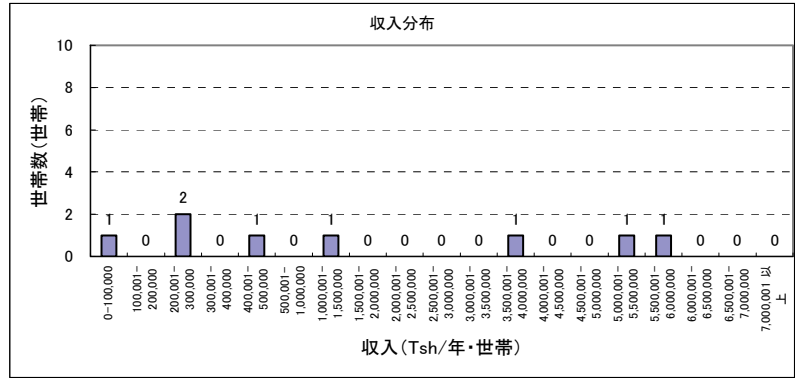
Nyakunguru	
データ総数	7
全体の5%データ個数	1
最大収入(Tsh/年・世帯)	1,300,000
最小収入(Tsh/年・世帯)	200,000
平均収入(Tsh/年・世帯)	542,020



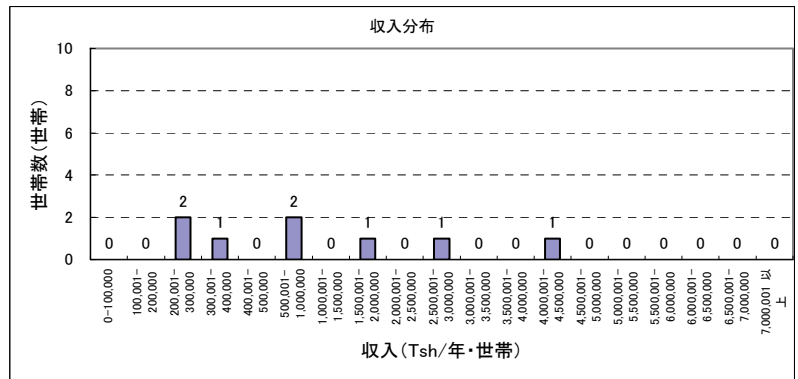
Kwanja	
データ総数	6
全体の5%データ個数	1
最大収入(Tsh/年・世帯)	4,130,000
最小収入(Tsh/年・世帯)	360,000
平均収入(Tsh/年・世帯)	2,499,500



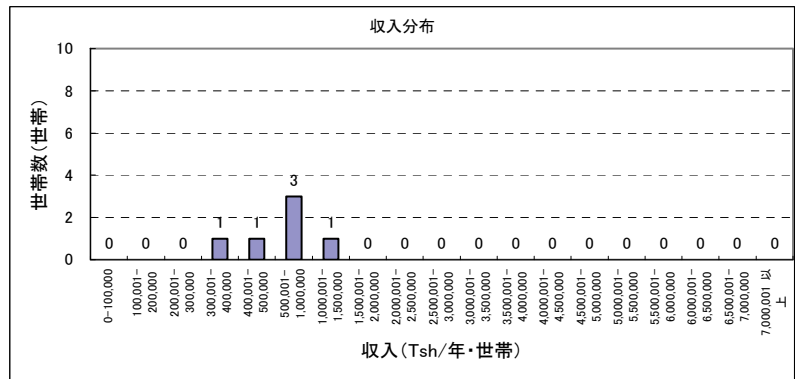
Bisarwi	
データ総数	8
全体の5%データ個数	1
最大収入(Tsh/年・世帯)	5,965,000
最小収入(Tsh/年・世帯)	80,000
平均収入(Tsh/年・世帯)	1,903,033



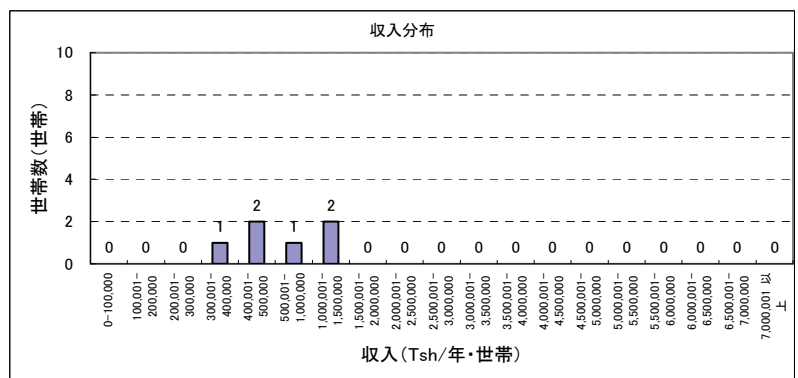
Kisumwa	
データ総数	8
全体の5%データ個数	1
最大収入(Tsh/年・世帯)	4,444,000
最小収入(Tsh/年・世帯)	261,200
平均収入(Tsh/年・世帯)	1,148,067



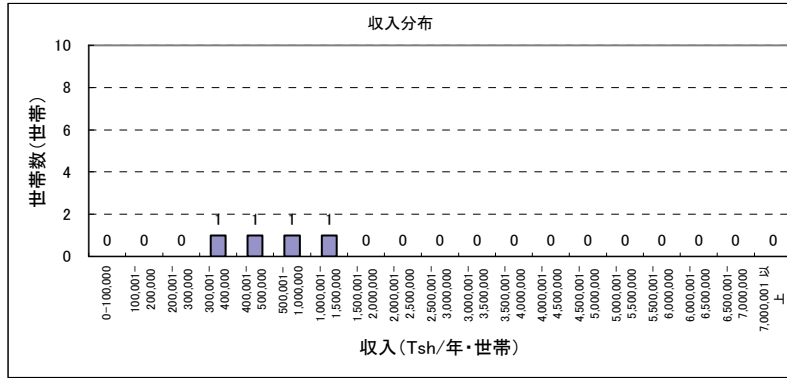
Nyamkonge	
データ総数	6
全体の5%データ個数	1
最大収入(Tsh/年・世帯)	1,008,000
最小収入(Tsh/年・世帯)	321,000
平均収入(Tsh/年・世帯)	669,000



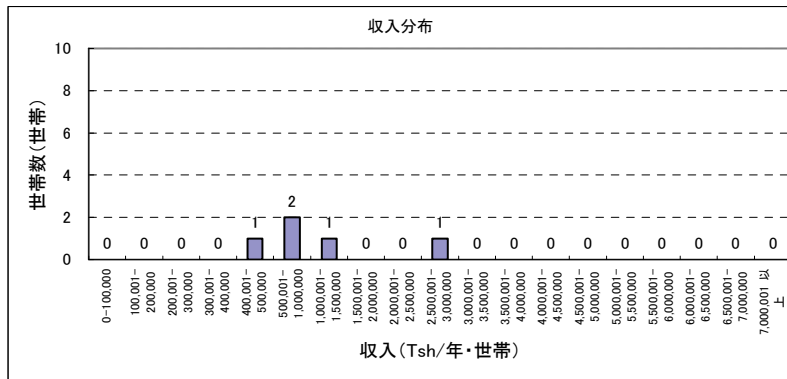
Masike	
データ総数	6
全体の5%データ個数	1
最大収入(Tsh/年・世帯)	1,005,000
最小収入(Tsh/年・世帯)	332,000
平均収入(Tsh/年・世帯)	696,250



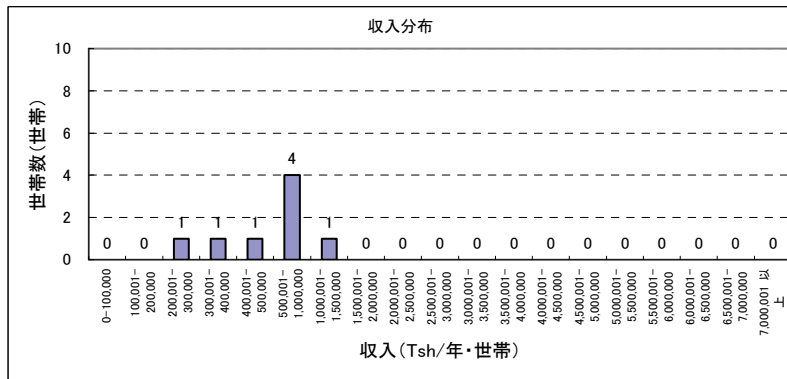
Bukama	
データ総数	4
全体の5%データ個数	1
最大収入(Tsh/年・世帯)	1,080,000
最小収入(Tsh/年・世帯)	320,000
平均収入(Tsh/年・世帯)	531,700



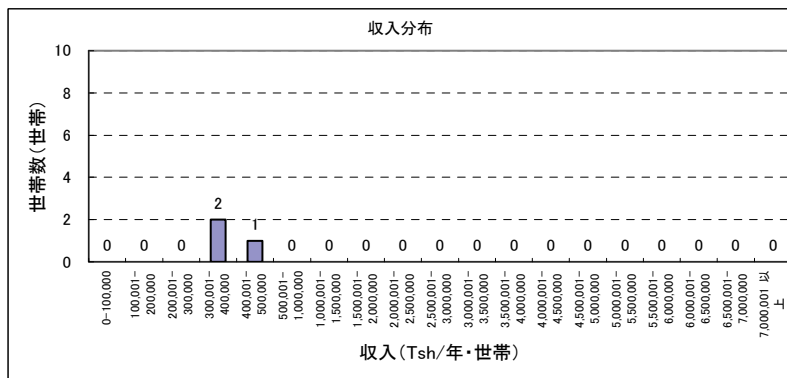
Oliyo	
データ総数	5
全体の5%データ個数	1
最大収入(Tsh/年・世帯)	2,691,000
最小収入(Tsh/年・世帯)	419,000
平均収入(Tsh/年・世帯)	770,000



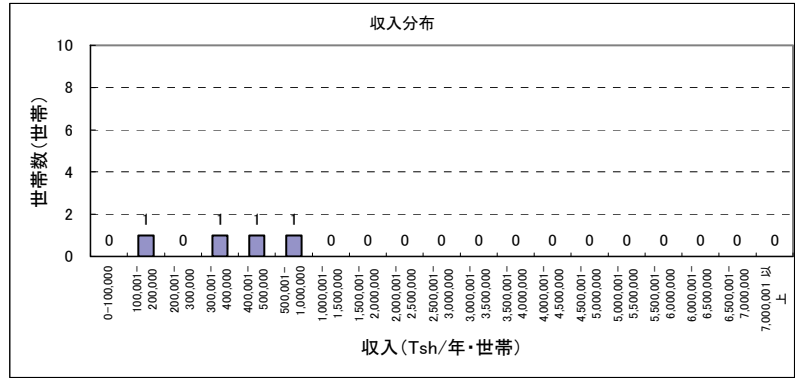
Tatwe	
データ総数	8
全体の5%データ個数	1
最大収入(Tsh/年・世帯)	1,376,000
最小収入(Tsh/年・世帯)	280,000
平均収入(Tsh/年・世帯)	719,500



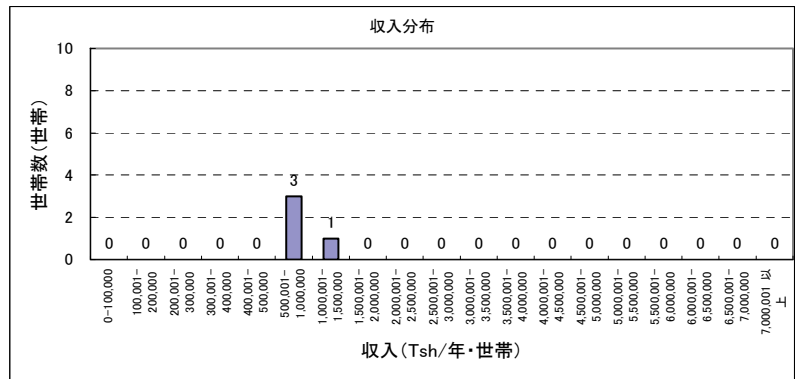
Busawe	
データ総数	3
全体の5%データ個数	1
最大収入(Tsh/年・世帯)	436,000
最小収入(Tsh/年・世帯)	361,000
平均収入(Tsh/年・世帯)	371,000



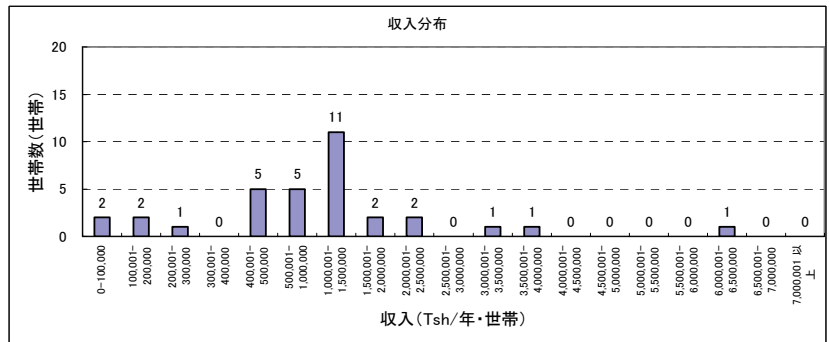
Nyansurura	
データ総数	4
全体の5%データ個数	1
最大収入(Tsh/年・世帯)	800,000
最小収入(Tsh/年・世帯)	194,000
平均収入(Tsh/年・世帯)	428,000



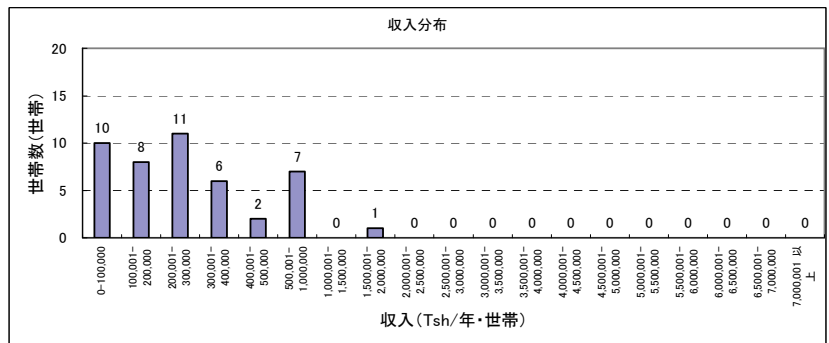
Kebanchabancha	
データ総数	4
全体の5%データ個数	1
最大収入(Tsh/年・世帯)	1,110,000
最小収入(Tsh/年・世帯)	591,000
平均収入(Tsh/年・世帯)	822,000



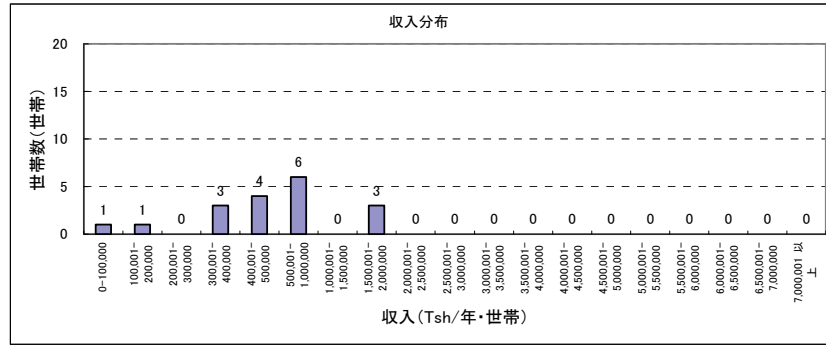
Busongo	
データ総数	33
全体の5%データ個数	2
最大収入(Tsh/年・世帯)	6,170,000
最小収入(Tsh/年・世帯)	40,000
平均収入(Tsh/年・世帯)	1,072,241



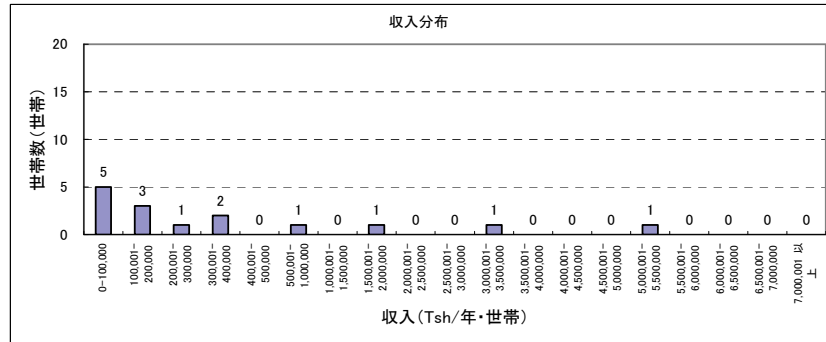
Ngaya	
データ総数	45
全体の5%データ個数	3
最大収入(Tsh/年・世帯)	1,950,000
最小収入(Tsh/年・世帯)	35,000
平均収入(Tsh/年・世帯)	291,774



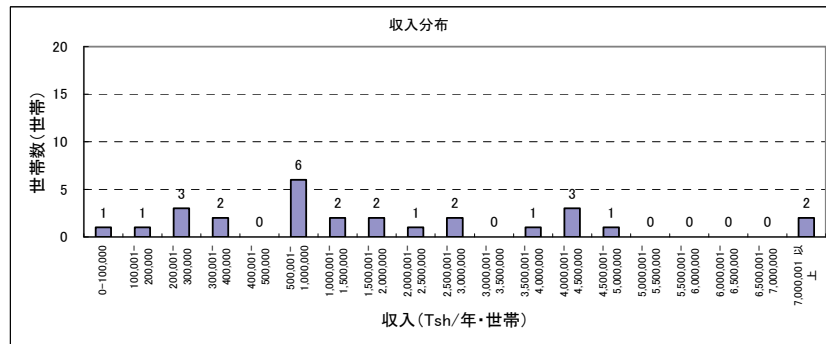
Buswetu	
データ総数	18
全体の5%データ個数	1
最大収入(Tsh/年・世帯)	1,610,000
最小収入(Tsh/年・世帯)	66,000
平均収入(Tsh/年・世帯)	730,188



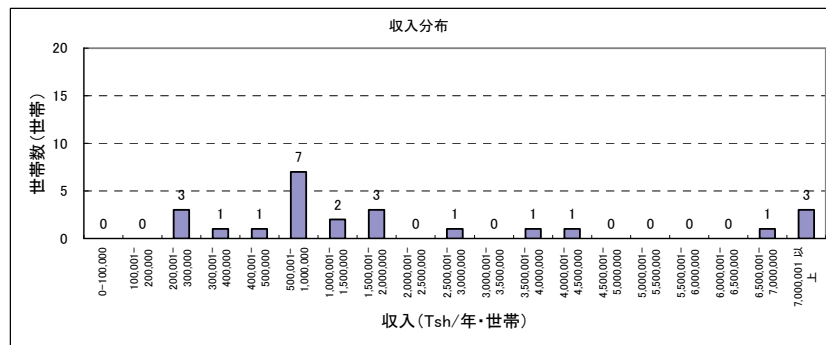
Nyamiswi	
データ総数	15
全体の5%データ個数	1
最大収入(Tsh/年・世帯)	5,469,000
最小収入(Tsh/年・世帯)	40,000
平均収入(Tsh/年・世帯)	970,154



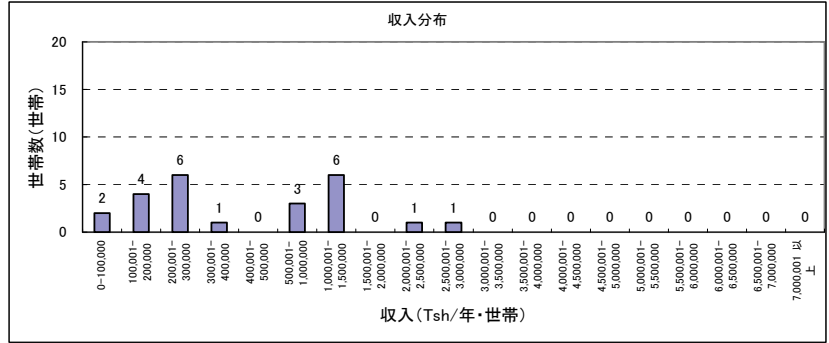
Nyakasasa	
データ総数	27
全体の5%データ個数	2
最大収入(Tsh/年・世帯)	11,830,000
最小収入(Tsh/年・世帯)	94,000
平均収入(Tsh/年・世帯)	2,116,630



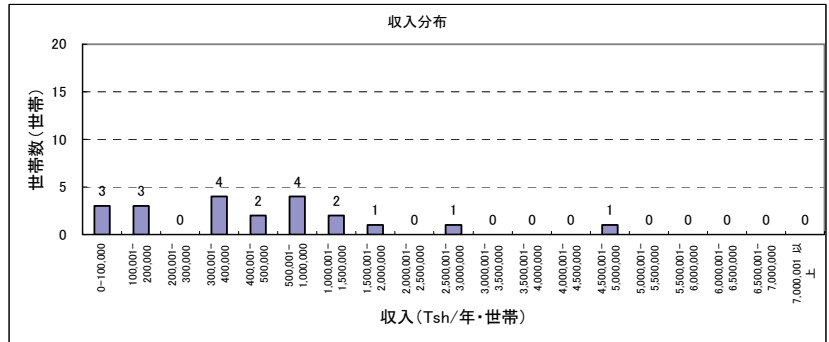
Nyakahako	
データ総数	24
全体の5%データ個数	2
最大収入(Tsh/年・世帯)	20,625,000
最小収入(Tsh/年・世帯)	205,000
平均収入(Tsh/年・世帯)	2,475,000



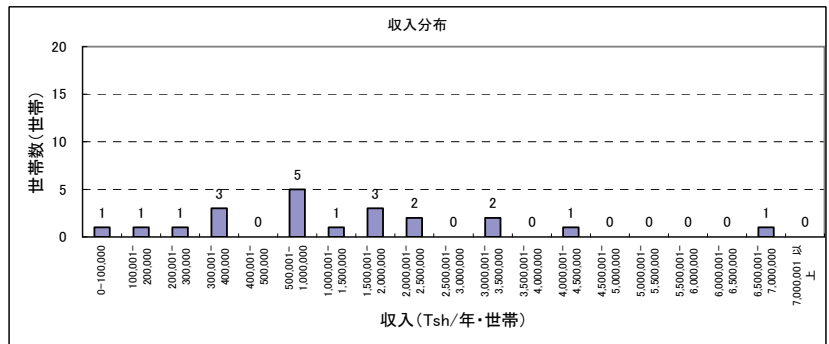
Hungumalwa	
データ総数	24
全体の5%データ個数	2
最大収入(Tsh/年・世帯)	3,000,000
最小収入(Tsh/年・世帯)	50,000
平均収入(Tsh/年・世帯)	733,675



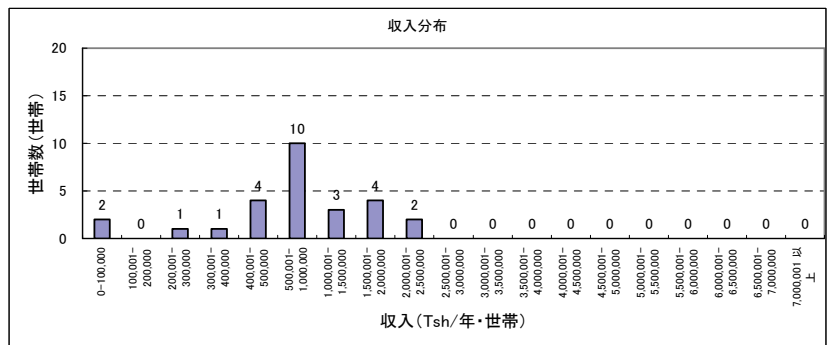
Bukonyo	
データ総数	21
全体の5%データ個数	2
最大収入(Tsh/年・世帯)	4,740,000
最小収入(Tsh/年・世帯)	32,000
平均収入(Tsh/年・世帯)	720,000



Namilembe	
データ総数	21
全体の5%データ個数	2
最大収入(Tsh/年・世帯)	6,580,000
最小収入(Tsh/年・世帯)	62,000
平均収入(Tsh/年・世帯)	1,598,765



Saragana	
データ総数	27
全体の5%データ個数	2
最大収入(Tsh/年・世帯)	2,297,000
最小収入(Tsh/年・世帯)	60,000
平均収入(Tsh/年・世帯)	968,739



(6) 社会状況調査結果

Village ID	DISTRICT	Ward	Village	1.1	1.2	1.3 Names of sub-villages	1.4		1.5	1.6 Public facility	1.7 Spare parts shop	1.8 Nearest Bank	2.1		2.2 HESAWA Experience		2.3 No Existing water source		2.4	2.5 Water quality		2.6 Water consumption		2.7 Frequency of water fetching	
				Populati on (2007)	No. of sub-village		No. of HH	HH size	Electricity				Yes--1, No--2	Interventions: Hundpump--1, Motor pump--2, Protection of springs--3, Latrine construction--4, Health and Sanitary Education--5, Technical training--6, Other--7 (enter sentences)	Rainy season (HP = borehole well with hand pump; TW = traditional water sources)	Dry season spring -7	Volume of water	Rain season	Dry season	Rain season (liter per HH per day)	Dry season (liter per HH per day)	Rain season (Times)	Dry season (Times)		
101	SENGEREMA	Sima	Sogoso	3,500	6	Mbalagashi, Sogoso, Ishingisha, Kasololo, Nyanghomango, Nyakato	415	8.4	no	Primary		15km, Sengerema, Bicycle or daladala	2		No	Spring(3)	SW(1), Spring(1),	All season in short, Dry season Spring(1) available and SW(1)	Whole year WQ is NG	100liter,	140 liter	5 times	7 times		
102	SENGEREMA	Igalula	Sotta	4,550	5	Nyanhoma, Sotta, Kadashi A, Kadashi B	500	9.1	no	Primary(2)	Nil	37km, Sengerema, no bus link, bicycle only	1		1	BH(1), Dug well(7), Charco dam(1)	BH(1), Lake, Dug well(3), Charco dam (1)	All season water is in short	All season WQ of BH is Good, Dug well: Rain NG but Dry season is better, Charco dam always NG	300	400	4times	6times		
103	SENGEREMA	Buyagu	Isole	2,866	8	Bugalama, Nduha, Nyatubali, Mahishi, Ishosha, Mkalani, Nyalulala centre, Isole Bugando	420	6.8	no	Primary 1	Nil	30km, Sengerema, no bus link, bicycle only	1		Handpump- 2, Protection of springs-16	SW(1), BH(1), Spring(16),	BH(1), SW (1), Spring	Rain season: BH and SW and Springs are enough. Dry season: Are not enough	Rain: BH and SW is Good, but others NG, Dry: BH is Good,	200	300	10	15		
104	SENGEREMA	Kalebezo	Busekeseke	3,624	5	Shuleni, Madukani, Nyerere Road, Mlimani, Migombani	332	10.9	2.0	Primary, Dispensary	Nil	60km, Sengerema by public transport	1		Hundpump 1,	SW(1), Spring(4)	SW(1), buying from Water vendor 150-200Tsh/bucket	All season in short	Rain: Deep well good others not good	80	40	2	1		
105	SENGEREMA	Kalebezo	Katoma	4,000	5	Langoni, Ibenza, Isunga, Nasamabuha, Ng'wabusabi	450	8.9	no	Primary (2), Dispensary (1)	no	68km, Sengerema, No bus link, Bus available from Kalebezo	1		1	Ring well(1), SW(1), Spring(1)	Ring well(1) only for washing and bathing, SW(1), Spring(4)	Rain: short, Dry: short	Rain: NG Dry: Good	80	20	nil	nil		
106	SENGEREMA	Kalebezo	Magulukenda	1,006	6	Centre, Mizolozolo, Kalahila, Bondeni, Mwalolela, Izenge	506	2.0	no	Primary-1	Nil	48km, Sengerema, Bus	2		Nil	HP (1) Brocken,Rain harvesting (private), River and Pond	River	Rain: River enough, during Dry season Pond and River is not enough	Not good at all	60	40	1	3		
107	SENGEREMA	Kagunga	Nyancheche (Nyancheche)	7,252	7	Nyancheche-A, Nyancheche-B, Illangala, Sumba, Bugakara, Nyamalunda, Nyakahungu	780	9.3	no	Primary-1, Secondary-1, Dispensary-1	Nil	21km, Sengerema,Daladala Bus	1		Handpump-1,	HP-1, Spring-7	All season Not enough	All season Not enough	NG	200	60	10	5		
108	KWIMBA	Nugulla	Mhulya	2,332	6	Kashishi, Mihale, Wisekerela, Sega, Bujinguwa, Itongo	423	5.5	no	1 Primary		15km, Sumvi, No public transport	2		2	HP, Spring (2), Pond (TWs(HDW): taken care of sub-villages)	Spring (2), Pond	Rain season: enough, Dry season: in short	Rain season:NG, Dry season: NG	120	200	2	3		
109	MAGU	Mkula	Kijereshi	6,918	8	Madukani, Masangani-A, Masangani-B, Bondeni, Ngwababuli-A, Ngwababuli-B, Muungano, Lamboni.	712	9.7	no	2 Primary	Nil	85 km, Magu with public transport	1		Hundpump 1,(brocken)	BH (1), Charco dam (4),Hand dug(1)	BH (1), Charco dam (1)	Rain season: Ot enough, Dry season: Not enough	Rain season: NG for all, Dry season: NG	300	160	7	4		
110	GEITA	Kagu	Bugulala (Bugulala)	6,072	5	Senta, Mwalobera, kanyange, Kigoma, Migombani	972	6.2	no	1 Primary, 1 Secondary, 1 Dispensary		25km, Geita, public transport (Bus)	2		2	Spring (8)	Spring (2)	Rain season: enough, Dry season: in short	Rain season: NG, Dry season: Good	200	120	4	1		
111	GEITA	Kagu	Kasota	6,559	6	Senta, Mulimani, Makanisani, Maghavibi, Lutale, Nyansalwa	1,020	6.4	no	2 Primary	Yes	14km, Geita, public transport (Bus)	2		2	Spring(12)	Spring(3)	Rain season: enough, Dry season: in short	Rain season: NG, Dry season: NG	200	100	NIL	NIL		
112	GEITA	Kamena	Kamena	7,362	5	Arusha, Bukoba, Musoma, Mwanza, Shinyanga	585	12.6	no	1 Primary	Yes	34km, Geita, Bus	2		2	Hand dug well (6), Spring(11)	Hand dug well (1), Spring(4)	Rain season: enough, Dry season: in short	Rain season: NG, Dry season: NG	400	200	5	2		
113	GEITA	Kamena	Ndelema	3,167	5	Kagera, Kagunga, Mwabuki, Mwalalimi, Majengo-Mapya	373	8.5	no	1 Primary	Yes	33km, Geita, Bus	2		2	Hand dug well (24), Spring(8)	Hand dug well (8), Spring(2)	Rain season: enough, Dry season: in short	Rain season: NG, Dry season: NG	200	60	4	2		
114	GEITA	Kamena	Nyashishima (Nyashishima)	1,549	4	Geita, Shinyanga, Mwabuki, Mwalalimi, Mwadui	184	8.4	no	1 Primary	No	25km, Geita, Bus	2		2	Hand dug well (1), Spring(4)	Hand dug well (0), Spring(2)	Rain season: enough, Dry season: in short	Rain: NG, Dry: NG	400	100	3	2		
115	GEITA	Bukoli	Bogogo (Bugogo)	6,372	6	Shilungeule, Bugogo-A, Bugogo-B, Kayenze-A, Kayenze-B, Buzibira	1417	4.5	no	Primary-1, Health Centre-1	Nil	50km, Geita, Bus	1		Hundpump-1, Latrine at primary school.	HP-1(Brocken) and 3-HP for private person who drilled)	2-HP	Rain: 2-HP enough. Dry all in short	Good all the time	200	40	3	1		
116	GEITA	Bukoli	Ikina	1,688	3	Mzalendo, Mwendapole, Mwamanyili	271	6.2	no	Primary-1, Secondary-1, Police-1	2	50km, Geita, Bus	2		Nil	Hand dug-20, spring-3,	Spring-3	Rain: water is enough. Dry all in short	Whole season water are not clean	300	100	4	3		
117	GEITA	Katoro	Ibondo	4,411	7	Kagega, Ibojamagigo, Kigara, Elimu, Ibondo, Imaramawazo, Izengwabasumba	642	6.9	no	Primary-1, Dispensary-1	2	40km, Geita, Bus to Katoro	2		Nil	Spring -7,	spring(7),	All season water is not enough.	Rain: NG, Dry:Good	100	40	5	2		
118	BUNDA	Mcharo	Mcharo	3,106	4	Madukani, Miembeni, Ngwabasabi, Mlimani	180	17.3	no	1 Primary, 1 Gov't dispensary	Nil	12km, Bunda, Public transportation	1		Latrine construction	HP (1), Spring(4) River (1)	River(1)	Rain season enough and Dry season not enough.	All season no good	200	100	10	5		
119	MUSOMA	Nyamimange	Sirorisimba	5,420	7	Komachare, Majengo, Nyandewa, Centre -A, Centre-B, Bitotoni, Mtukuwa	450	12.0	no	Primary(2), Private Dispensary(1)	Nil	60km, Musoma, Bus	1		Handpump-1,	BH(1), Ring Well-1, Hand dug Well-3, Spring-5	BH(1), Ring Well-1	All season in short	All season Not Goog	120	40	5	1		
120	MUSOMA	Bwiregi	Ryamisanga	4,686	9	Senta, Kyalema, Kyebu, Buhenche, Serengeti, Biafra, Mkorongo, Kitaskwa, Kwiswa	801	5.9	no	Primary(3), Dispensary(1), Secondary-1	Nil	37km, Musoma, Bus	1		Handpump-6, Protection of spring-1, Helth and Sanitary education	Ring Well-2, Hand dug-6, Spring15 River-1	Only River	Rain: Water is enough . Dry: Not enough	All season WQ is NG	200	40	4	3		
121	MUSOMA	Butuguri	Kisamwene	4,685	6	Kwere, Nyaminozi, Nyarugusa, Tii, Nyabimori, Nyamukang'iri	510	9.2	no	Primary -1, Dispensary -1, Secondary School -1	2	25km, Musoma, Bus	2		Nil	Spring(6),	2Spring	All season water is in short	All season WQ is NG	600	100	4	1		
122	MUSOMA	Nyambono	Bugoji	3,638	9	Kabise, Senta stoo, A-Kati, Waliku, Kanderemo, Nyerere road, Tendamema, Kamisarwa, Bugoji -C	618	5.9	no	Primary(2), School secondary-1, Dispensary-1Dispensary under construction	Nil	76km, Musoma, Bus	2		Nil	HP-1, Spring-9,	Spring-3	All season Not enough	Not good at all	400	60	20	3		

Village ID	DISTRICT	Ward	Village	1.1	1.2	1.3 Names of sub-villages	1.4	1.5	1.6 Public facility	1.7	1.8 Nearest Bank	2.1	2.2 HESAWA Experience	2.3		2.4 Volume of water	2.5		2.6		2.7	
				Populati on (2007)	No. of sub-village		No. of HH	HH size		Electricity				Spare parts shop	No Existing water source		Rainy season (HP = borehole well with hand pump; TW = traditional water sources)	Dry season spring -7	Rain season	Dry season	Rain season (liter per HH per day)	Dry season (liter per HH per day)
123	MUSOMA	Buruma	Isaba	3,295	10	Nyagombe, Kitare, Wikoko, Tonyo, Kyanguge, Kukiganana, Nyambulitaya, Kibiga, Kwitira	541	6.1	no	Primary(2),	Nil	25km, Musoma, Bus	1	HP-2, Latrine construction, Health and Sanitary education	HP-2, Ring Well-2, Spring-12,	Spring-3	All season Not enough	NG	200	80	2	1
124	TARIME	Kibesuka (Kebasuka)	Nyankunguru (Nyankunguru)	4,089	7	Nyakuguru senta, Nyamanche, Nyamoma, Nyankorambe, Itandura, Turuturu	900	4.5	no	2 Primary	Nil	5km, Mara Saccos Nyamongo,	2	Nil	Springs-35, River-3	Springs-8, River-i	All season Not enough	All season Not Goog	200	120	4	2
125	TARIME	Kemange (Kemambo)	Kiwanja (Kewanja)	4,061	6	Kenyaitanka, Kemambo, Nyaiheto, Magena, Gonsara, Mji kati	640	6.3	no	3 Primary, 1 Secondary School	No	1.5km, Tmara Saccos Nyangoto centre by Daladala	2	Nil	HP-1 Spring-10, River-1	HP-1, Spring-3	All season not enough	All season not good	120	80	3	2
126	TARIME	Manga	Bisarwi	5,620	8	Bisarwi Kati, Burimba, Kemonsere, Nyamatanke, Makora, Kwikomaa, Burongo, Bukombwe	700	8.0	no	1 Primary	Nil	25km?, Tarime, Public transport	1	Hundpump-1, Latrine at primary school.	BH(1), Spring(8), River-1	HP-1, Spring-1, River-1	All season Not enough	HP-1 is goog. Others not good	120	80	2	2
127	RORYA	Kisumwa	Kisumwa	2,261	8	Senta, Kyamugire, Mwisiyaga, Tingirime, Kitongo, Kisumwa, Byashushu, Kyabwinyonyi,	430	5.3	no	2 Primary	no	42km, Tarime, Public transport	2	Dam constructed by TASAF	Hand Pump-1(Private), Spring-5, Dam-1	1-Spring, 1-Dam	Rain season enough, Dry season not enough	All season Not goog	100	200	5	2
128	RORYA	Nyahongo	Nyankonge (Nyamkonge)	1,769	6	Luanda, Saragire, Kuba, Songambe, Chapakazi, Nyagilo	280	6.3	no	1 Primary, 1 Dispensary	No	62km, Tarime, No public transportation (transport from Shirari: 6-7km)	2	Nil	Spring-3	Nil	Rain season: enough	Not good at all	200	300	10	15
129	RORYA	Kirogo	Masike	3,663	6	Saragati, Kanyakirere, Nyambarara, Masike, Bugonga, Aduayo	625	5.9	no	1 Primary 1 Government dispensary	No	27km, Tarime, no public transport (from Kirogo: 6-7km)	1	Handpump-1,	Spring-9, HP-1(Brocken)	Dry season spring -7	Rain season: enough for all, Dry season: in short for all	Rain season: NG for all, Dry season: NG for all	100	60	10	3
130	RORYA	Kirogo	Bukama	6,691	4	Bukama, Sokolabora, Masana, Kyaembwe	758	8.8	no	2 Primary, 1 Government dispensary, 1-Secondary School	2	35km, Tarime, Public transport	2	Nil	Spring-8	Spring-1	Not enough at all season	Not good at all	100	20	5	1
131	RORYA	Rabour	Oliyo	3,421	5	Konya, Omwanda, Nyabutongo, Toto, Lwala	895	3.8	1	2 Primary, 1-Dispensary	2	42km, Tarime, Public Transport	1	Handpump-3, Training-1	HP-2, Hand dug-3, Spring-6, Dam-1	HP-2, Hand dug-2, Spring-2	Rain season: enoughHP, SpringDry season not enough	Not good at all	200	100	3	1
132	RORYA	Goribe	Tatwe	4,579	8	Zahanati, Sori, Tatwe Senta, Rabour, Kisana, Sangombe, Bunyama, Nyanjogu	759	6.0	No	2 Primary, 1 dipensary	2	20km, Tarime Public transport (Bicycles and Daladala)	2	NIL	TWs (16) (Springs)15, River(1)	TW (Dam1)	Rain season: enough for all, Dry season: in short for all	All is NG	200	100	10	5
133	SERENGETI	Busawe	Busawe	1,450	3	Nyambunano, Kebunyi, Gonsoro	236	6.1	no	1 Primary, 1 Secondary	2	60km, Mugumu, no public transport (from Shirorishimba 15km)	2	NIL	TWs(HDWs 5, Spring 3)(8)	TWs(HDWs 2, Spring 2)(4)	Rain season: enough, Dry season: in short for spring	Rain season: Springs and HDWs are good excepting 1 salty spring and 1 salty HDW. Dry season: Good for river but NG for hand dug wells.	120	60	6	3
134	SERENGETI	Kibanchabancha	Nyansurura	3,997	3	Mtomara, Mantanka, Getarungu	405	9.9	no	1 Primary (2 Primary under construction), 1 Dispensary, Post office	2	32km, Mugumu, Public transport	1	3 HPs, School latrine construction, Technical training	TWs(11) (HP 3, HDW 1, Springs 6, Mara river 1)	Dugged holes near River (3), Springs 6, Mara river 1	Rain season: enough, Dry season: in short for all sources	Rain season: HDWs are good but NG for river. Dry season: All NG (salty)	120	60	2	1
135	SERENGETI	Kebanchabancha	Kebancha (Kebanchabancha)	8,320	4	Sogoti, Madukani, Nyahende, Nyarukungu	675	12.3	no	4 Primary, 1 Secondary, 1 Dispensary	2	28km, Mugumu, no public transport	1	School latrine, Rain water harvesting	BH(2), SW(1), Spring (23)	BH (1), Spring (12)	Rain season: enough, Dry season: in short for all	Rain season: good for BH, SW but NG for springs. Dry season: good for BH, SW.	100	60	5	3
201	MISUNGWI	Busongo	Busongo	5,405	11	Isunga, Shindai, Ifumba, Sengerema, Ikungura, Busonga, Kasadi, Nhindu, Magogo, Buha, Nyambiti	665	8.1	no	2-Primary, 1 Secodary, 1 Helth centre	Nil	40km, Misungwi, Bus	1	Wells with hand pumps, Latrine construction,	BH (1), Ring well-1, Hand dug-19, Spring-2, Rain harvest-2	Rain season: BH(1),spring-1, Hand dug-5,	Rain season: enough, Dry season: Not enough	All season not good	180.0	160.0	5.0	10.0
202	MISUNGWI	Mbarika	Ngaya	4,431	10	Ngaya, Bulyaheke, Bunege, Nyambazu, Bizumo, Lyalu, Mabana, Nyakahama, Nyamamba	656	6.8	no	2 Primary, 1 Dispensary	2	Misungwi, No public transport	2	Nil	Spring-22, Lake	Spring-18, Lake	Rain season: enough, Dry season: in short	All season not good	200.0	60.0	10.0	3.0
203	SENGEREMA	Nyanzenda	Buswelu	2,876	6	N'gwamaharage, Bulgheke, Balatogwa, Buswelu B. Nyakasele, Kisaka	340	8.5	no	1 Primary 1 Secondary 1 Dispensary	2	30km, Sengerema, no bus link, bicycle only	2	Nil	BH(1), River, Spring(6)	Spring (2), River	Rain: Enough. Dry: short (river dries)	Rain: NG Dry: NG	80.0	120.0	3.0	6.0
204	SENGEREMA	Nyakasasa	Nyamiswi	2,500	5	Nyamiswa kusini, Nyamafuru, Ilagaza, Selemende, Ibogaboge			no	1-Primary School	1	60 km, Sengerema, Ferry	2	Nil	Spring(9), Rain harvest-1	Spring(4)	Rain: Water is enough, Dry: All in short	All the season Not good	200.0	100.0	6.0	10.0
205	SENGEREMA	Nyakasasa	Nyakasasa	8,097	9	Bugango-A, Bugango-B, Nfunzi A, Nfunzi B, Nyabintu A, Nyabintu B, Miza, Luhiza, Mutere	607	13.3	no	Primary-1, Secondary-1,	Yes	42km, Sengerema, Ferry	2	Nil	Hand dug-2, Spring-3	Spring-1	Rain: Water is enough, Dry: All in short	All season not good at all	120.0	60.0	5.0	6.0
206	SENGEREMA	Chifunfu	Nyakahako	4,380	8	Nyakahako-A, Nyakahako-B, Chikumuko, Lukola, Nyarugobe, Muleba, Lubanga, Nyagaga	708	6.2	no	Primary only	No	28km, Sengerema, Bus	1	Latrine construction	Hand dug-1, Spring-15	Spring-3	Rain season: enough, Dry: season in short	Not good for all season	200.0	120.0	10.0	6.0
207	KWIMBA	Hungumalwa	Hungumalwa	6,734	8	Hungumalwa -A, Hungumalwa-B, Hungumalwa-C, Mwajikuga, Bukumbulwa, Mwanzabalimi,	1000	6.7	no	3 Primary, 1 Private dispensary, Police station	2	22 km, Nguru, Public transport (Bus)	1	Wells with hand pumps, Latrine construction, health and Sanitary education	HP-8, Hand dug-1, Spring-10	HP-5	Rain season: enough, Dry season: in short	Not good for all season	80.0	40.0	4.0	3.0
208	UKERWE	Namilembe	Bukonyo	2,644	7	Senta, Bondeni, Mlimani, Makutano, Mtukula, Busule, Byanganda	350	7.6	no	1-Primary school, 1-Dispensary	No	12km, Nansio by bus	1	Latrine construction	Hand pump-1, Hund dug-15, Spring-5, Lake	Lake	Rain season: Enough, Dry season Not enough	Not good	100.0	40.0	5.0	2.0
209	UKERWE	Namilembe	Namilembe	2,628	7	Chemba, Mtakuja, Butamire, Hamuham, Miembeni, Tigategwa, Mumorumu	455	5.8	no	1- Primary school	No	29km to Nansio buy bus	1	Wells with hand pump, Protection of spring. Latrine construction	Hand pump -1(broken), Hand dug-8, Spring-4 Rain	Lake	Rain season : enough, Dry season: Not enough	Not good at all	400.0	200.0	4.0	5.0
210	MUSOMA	Nyambono	Saragana	4,872	9	Mangombe, Kemori, Kabise, Magundus, Kamatondo, Sitooni, Mlimani, Senta, Madukani	609	8.0	no	Primary 1, Secondary -1, Dispensary- 1, Police-1		73km, Musoma, Bus or Bunda 28Km,	1	Construction of livestock dipwell	Hand Pump-1, Spring-6	Dry season spring -3, Hand pump	Rain: enough, Dry: not enough	All season WQ is NG	400	100	20	5

Village ID	DISTRICT	Ward	Village	2.8		2.9	2.10	3.1	3.2	3.3		3.4	3.5	3.6	3.7	3.8	3.9		3.10	3.11	3.12	3.13	3.14	3.15	3.16	3.17	3.18	4.1		4.2	4.3
				Hours to fetch water		Water facility open hour	Water vendor	Water vendor bucket	VWC exsistance	Name of chairperson of VWC	No of VWC members		VWC activities	VWC active	Frequency of meetings	Reson of non-active VWC	By laws	Registered to DC	WUG	No of WUGs	Legal application	Reson of non active WUG	Main org for Water	WUA exist	Activities of WUA	WUA active	Reson of non active WUA	Water fee collection	Amount of Water Fund	WUG water fee collection	
				Rain season (hours)	Dry season (hours)	AM, PM, 24 hours, other	Yes---1 No--2	Tsh per bucket (20ltr)	Yes---1 No--2		male	Female	1--Collection of regular water fee, 2--cleaning of facilities, 3--Minor repairs, 4--Security	Yes---1 No--2	Enter the number ticked in the sheet (others specify)	Enter the number ticked in the sheet (others specify)	Yes--1 No--2	Yes--1 No--2	Yes--1 No--2	Enter number of WUGS	Enter the number ticked in the sheet	Enter the number ticked in the sheet (others specify)	Enter the number ticked in the sheet (others specify)	Yes--1 No--2	Enter the number ticked in the sheet (others specify)	Yes--1 No--2	Enter the number ticked in the sheet (others specify)	Yes--1 No--2	Enter the number ticked in the sheet (others specify)	Yes--1 No--2	Tsh
101	SENGEREMA	Sima	Sogoso	1	3	6-10Am and 4-6 Pm	2	Nil	1.0	Mr. Zakaria Clement	7.0	5.0	2,	1.0	2.0	1.0	1.0	1.0	2.0	4.0			-	-	-	-	1.0	80,000	1.0		
102	SENGEREMA	Igalula	Sotta	2	4	24hrs	2		1.0	Mrs Salome Masele	6.0	6.0	2, 3	1.0	2.0	1.0	2.0	Nil	Nil	Nil	1.0	-	-	-	-	1.0	194,300	Nil			
103	SENGEREMA	Buyagu	Isole	2	3	6Am to 10 Am and 2Pm to 6Pm	2	Nil	1.0	Mr. Jackson Erasto	9.0	3.0	3.0	1.0	3.0	Nil	1.0	2.0	1.0	1.0	3.0	Nil	1, 2	-	-	-	-	1.0	300,000	4.0	
104	SENGEREMA	Kalebezo	Busekeseke	4	4	Rain: 7am-2pm, 4-6pm. Dry: 6-10am, 3-6pm (Dry season 2 buckets in AM)	2	Nil	1.0	Mrs Juliana Masasi	6.0	6.0	2, 3	1.0	3.0	Nil	1.0	2.0	2.0	Nil	Nil	Nil	2.0	-	-	-	-	2.0	25,000	1, 3	
105	SENGEREMA	Kalebezo	Katoma	nil	5	AM: 6-9 PM: 15-18	2		1	Monica Gwasubi	5	5	1 (OM only), 2, 3	1	3		1	2	1	6	4		2	-	-	-	-	2	Nil	Nil	
106	SENGEREMA	Kalebezo	Magulukenda	30min	3	24hours	2	Nil	1.0	Mr. Sebastian	6.0	6.0	2.0	1.0	3.0	Nil	1.0	2.0	2.0	Nil	Nil	Nil	2.0	-	-	-	-	2.0	No	Nil	
107	SENGEREMA	Kagunga	Nyancheche (Nyancheche)	30min	1	24hours	1	200.0	1.0	Mr. Tito Matus	6.0	4.0	2, 4	1.0	1 and when necessary	Nil	1.0	2.0	2.0	Nil	Nil	Nil	1.0	-	-	-	-	2.0	2,400,000	Nil	
108	KWIMBA	Nugulla	Mhulya	2	2		2		1	Ndulu Mabeja	6	6	2	1	3		1	2	2					-	-	-	-	2	8,770		
109	MAGU	Mkula	Kijereshi	1	3	AM: 7:00-12:00, PM: 4:00-6:00	1	100.0	1.0	Joseph Ndulu	6.0	6.0	1, 2, 3	1.0	5 times	Nil	2.0	2.0	1.0	1.0	2.0	Nil	1.0	-	-	-	-	2.0	No	Nil	
110	GEITA	Kagu	Bugulala (Bugulula)	NIL	NIL		2		1	Edward Chuma	3	3	1 (OM only)	1	1		2		1					-	-	-	-	1	100,000		
111	GEITA	Kagu	Kasota	NIL	NIL				1	Michel Mtwana	4	2	2	1	3		1	2	2					-	-	-	-	2	-		
112	GEITA	Kamena	Kamena	NIL	NIL	none	1	50	1	Said Bans	4	3	2	1	1		1	1	2					-	-	-	-	2	100,000		
113	GEITA	Kamena	Ndelema	NIL	NIL	none	1	200	1	Magdalena Anthon	3	3	2	1	1		1	1	2	8	4		1	-	-	-	-	2	100,000		
114	GEITA	Kamena	Nyashishima (Nyashihima)	NIL	NIL	none	2		1	William M. Swahili	3	3	1, 2	1	1		2		2				1	-	-	-	-	1	65,000		
115	GEITA	Bukoli	Bogogo (Bugogo)	30	1	24 hours	2	150.0	1.0	Swalehe Awadhi	6.0	6.0	1, 2, 3	1.0	3.0	Nil	1.0	1.0	1.0	3.0	4.0	Nil	1.0	-	-	-	-	1.0	100000	1.0	
116	GEITA	Bukoli	Ikina	30min	1	24hrs	1	50	1	Nil	5	5	2	1	3	Nil	1	1	1	3	4	Nil	2	-	-	-	-	2.0	Nil	4.0	
117	GEITA	Katoro	Ibondo	4	4				Nil	Kruwegera Laurent	5	2	1	1	3 times a month	Nil	1	2	Nil	Nil	Nil	Nil		-	-	-	-	Nil	100,000	1.0	
118	BUNDA	Mcharo	Mcharo	30min	2	AM:6:00-11:00, PM: 4:00-6:30	1	200	1	Seba Buzari Hamli	6	6	2, 3	1	2	Nil	1	No	2	Nil	3	4	1	-	-	-	-	2.0	No collecting	4.0	
119	MUSOMA	Nyamimange	Sirorisimba	3	10	6.00-12.00am, 2.00-6.00pm	1	250	1	Grace Julius	6	6	1, 2, 3	1	2	Nil	1	2	1	4	4	Nil	1	-	-	-	-	1.0	90,000	2.0	
120	MUSOMA	Bwiregi	Ryamisanga	30min	4	7.00-12.00am, 2.00-6.00pm	1	300	1	Mr. Nyamaganchabe	14	11	1, 2,	1	3	Nil	1	1	1	1	4	2	1	-	-	-	-	1.0	10,000	4.0	
121	MUSOMA	Butuguri	Kisamwene	1	4	6Am to 12 Am and 2Pm to 6Pm	1	300	1	Boniface Marwa	6	6	1, 2, 3,	1	1	Nil	1	1	1	1	4	Nil	1	-	-	-	-	2.0	127,000	1.0	
122	MUSOMA	Nyambono	Bugoji	1	7	6.00-8.00am 2.00-4.00pm	1	100	1	Julius Malima	9	9	2, 3	1	1	Nil	1	2	2	Nil	Nil	Nil	1	-	-	-	-	1.0	30,000	Nil	

Village ID	DISTRICT	Ward	Village	2.8		2.9	2.10	3.1	3.2	3.3		3.4	3.5	3.6	3.7	3.8	3.9		3.10	3.11	3.12	3.13	3.14	3.15	3.16	3.17	3.18	4.1	4.2	4.3
				Hours to fetch water		Water facility open hour	Water vendor	Water vendor bucket	VWC exsistance	Name of chairperson of VWC	No of VWC members		VWC activities	VWC active	Frequency of meetings	Reson of non-active VWC	By laws	Registered to DC	WUG	No of WUGs	Legal application	Reson of non active WUG	Main org for Water	WUA exist	Activities of WUA	WUA active	Reson of non active WUA	Water fee collection	Amount of Water Fund	WUG water fee collection
				Rain season (hours)	Dry season (hours)	AM, PM, 24 hours, other	Yes---1 No--2	Tsh per bucket (20ltr)	Yes---1 No--2		male	Female	1--Collection of regular water fee, 2---cleaning of facilities, 3---Minor repairs, 4---Security	Yes---1 No---2	Enter the number ticked in the sheet (others specify)	Enter the number ticked in the sheet (others specify)	Yes--1 No--2	Yes--1 No--2	Yes--1 No--2	Enter number of WUGS	Enter the number ticked in the sheet	Enter the number ticked in the sheet (others specifv)	Enter the number ticked in the sheet (others specifv)	Yes--1 No--2	Enter the number ticked in the sheet (others specifv)	Yes--1 No--2	Enter the number ticked in the sheet (others specifv)	Yes--1 No--2	Tsh	Enter the number ticked in the sheet
123	MUSOMA	Buruma	Isaba	45min	7	7 Am to 12, 4Pm-6Pm	1	250	1	Georgi Sesera	15	5	1, 2, 3	1	When necessary	Nil	1	2	1	2	4	1, 2, 4	Village Governme nt	-	-	-	-	2.0	36000	4.0
124	TARIME	Kibesuka (Kebasuka)	Nyankunguru (Nyakunguru)	1	2	24hrs	1	200	1	Julius Gotono	7	4	2	2	3	Nil	1	1	8	1	4	Nil	1	-	-	-	-	2	20000	4
125	TARIME	Kemange (Kemambo)	Kiwanja (Kewanja)	1	12	24hrs	1	200 Rain season and 500 Dry season	1	Japhet Itumbo	3	3	2	1	1	Nil	1	2	1	10	1	Nil	1	-	-	-	-	2	They are going to open A/C	1
126	TARIME	Manga	Bisarwi	1	2	24hrs	2	Nil	1	Nyanswe Mwekwabi	4	4	1, 2,	1	2	Nil	1	2	1	2	4	2	1	-	-	-	-	1	100000	3
127	RORYA	Kisumwa	Kisumwa	2	6	24hrs	1	200	1	Charles Mahoboni	6	6	Security of water source	1	1	Nil	1	2	1	1	1	Nil	1	-	-	-	-	2	1285000	4
128	RORYA	Nyahongo	Nyankonge (Nyamkonge)	30min	4	Am 8-12, Pm 2-6	1	200	2	Nil	Nil	Nil	2	Do not meet	4	1	2	2	Nil	3	4	4	4	-	-	-	-	2	2	Nil
129	RORYA	Kirogo	Masike	30min	6	24hrs	1	100	2	Nil	Nil	Nil	Nil	Nil	2	Nil	No	Nil	Nil	Nil	Nil	Nil	4	-	-	-	-	2	Nil	Nil
130	RORYA	Kirogo	Bukama	5 min	30min (Only once to fetch water)	Am 10-1,(Only in a dry season) Rain season-24hrs	1	200	1	Christopher Misoma	8	0	2	1	Nil	1	1	2	2	3	4	1	N	-	-	-	-	1	350000	Nil
131	RORYA	Rabour	Oliyo	2	5	24hrs	1	400	1	Daudi Uwele	5	2	2,4	2	No regulation meeting	They don't know what to do	1	2	2	2	4	Nil	4	-	-	-	-	2	196000	4
132	RORYA	Goribe	Tatwe	1	3	Only dry season, AM10-11, PM4-5 are open.	2	NIL	1	Otieno Odoki	8	8	2,3	1	1	-	1	2	-	-	-	4	1	-	-	-	-	2	2	-
133	SERENGETI	Busawe	Busawe	1	3	Only dry season, AM11-12, PM4-6 are open.	2	NIL	1	Martinus Sausi	5	3	2,3	1	3	-	1	1	1	3	1	-	1,2	-	-	-	-	2	They are going to start collection this month.	-
134	SERENGETI	Kibanchabancha	Nyansurura	2	4	24 hours (only fencing surrounded)	1	100	1	Silvesta Gibayi	4	4	2,4	1	1	-	1	2	1	3	4	-	2	-	-	-	-	2	Dormant account only	4
135	SERENGETI	Kebanchabancha	Kebancha (Kebanchabancha)	3	5	24 hours	1	500	1	Yusuphu Bhoke Marwa	7	5	2,3	1	3	-	1	2	3	2	4	4	1	-	-	-	-	2	×	4
201	MISUNGWI	Busongo	Busongo	2.5	6	24 hours	1	150	1	Jeremia Marani	6	6	1,2,3	1	1	Nil	1	2	1	1	4	Nil	1	2	Nil	Nil	Nil	1.0	270,091	4.0
202	MISUNGWI	Mbarika	Ngaya	1.0	3	24 hours	1	200	2	Nil	Nil	Nil	2	Nil	Nil	1	2	2	2	2	3,4	3,4	4	2	Nil	2	Nil	2.0	Nil	4.0
203	SENGEREMA	Nyanzenda	Buswetu	1.5	3	none	2		2														Nil	Nil	Nil	Nil	2.0	for general purpose (not clear)		
204	SENGEREMA	Nyakasasa	Nyamiswi	1.5	3	24hrs	1	100	1	Kaligonga Malunga	5	2	Nil	2	Nil	Nil	1	2	2	4	Nil	Nil	Nil	Nil	Nil	Nil	1.0	240000	4.0	
205	SENGEREMA	Nyakasasa	Nyakasasa	2.5	6	24hrs	1	100	1	Alphoncee Jonathani	3	3	2	1	2	Nil	1	2	2	2	Nil	Nil	Nil	2	Nil	Nil	Nil	2.0	Nil	Nil
206	SENGEREMA	Chifunfu	Nyakahako	30min	2	Am7-10/Pm4-7	2	200	1	James Daganya	4	4	1,2,3	1	1	Nil	1	2	2	2	4	3,4	1	2	Nil	2	1	2.0	170,000	Nil
207	KWIMBA	Hungumalwa	Hungumalwa	3.0	6	24hrs	1	200	1	Mazoya Lusana	4	4	Nil	2	Nil	Conflict ideas WUG are independent	1	2	1	8	3	Nil	2	Nil	Nil	Nil	Nil	2.0	o(183,000Tsh)	1.0
208	UKEREWE	Namilembe	Bukonyo	1.0	2	24hrs	2	Nil	2	Nil	Nil	Nil	Nil	Nil	4	1	2	1	1	4	4	Nil	2	Nil	Nil	Nil	2.0	2	3.0	
209	UKEREWE	Namilembe	Namilembe	35min	4	Am 6.00-10.00, Pm 02.00-06	2	Nil	1	Venance Macho	2	3	2,3	2	Nil	2,4	1	2	1	2	1	3	3,4	Nil	Nil	Nil	Nil	2.0	Nil	4.0
210	MUSOMA	Nyambono	Saragana	1	3	24hrs	2	Nil	1	Ibrahim Mlinga	4	3	2, 3	2	Never meet	Nil	1	2	2	Nil	Nil	Nil	1	2	Nil	Nil	2	Nil	Nil	

Village ID	DISTRICT	Ward	Village	4.4	4.5	4.6	4.7	4.8	4.9	4.10	4.11	4.12	4.13	4.14	5.1	5.2	6.1	6.2	6.3	6.4 & 6.5	6.6 & 6.7	6.8	6.9	7.1	7.2	
				Water fee	Water fee collector	WUG water fund in bank	WUG problems	Preference of payment	Water fund for O&M	Handpump attendant salary	Water tariff adjustment	Caretakers salary	Contribution before construction	Other contributions	Support from Water Department	Contact methods	Where to buy HP spareparts	Where to buy HP spareparts	Cost of HP spareparts	Experience and means of repair	No of Trained persons	O&M Record Book	Record keeper	Water-born diseases	No of patients of water born-diseases	
				per bucket, Annual etc	Enter the number ticked in the sheet (others specify)	Yes-1 No-2	Enter the number ticked in the sheet (others specify)	Specify reasons if any	Tsh	Tsh/Month	Yes-1 No-2	Tsh	Enter the number ticked in the sheet (others specify)	Frequency of visit of District Water Technicians for water supply facility in 2005	Ground phone, Mobile, Go to office directly, FAX, Letter, etc	Yes-1 No-2	Names of shops or cost of spare parts	Yes-1 No-2	Amend if any differs	Amend if any differs	Yes-1 No-2	Enter the number ticked in the sheet (others specify)	Blue: Primary Data, Black: Kaihatsu chosa- data	under 5 years		
101	SENGEREMA	Sima	Sogoso	50 per bucket (Dry season only, Jun. to Oct.)				500 Tsh/HH/M	80,000	40,000			415,000	2, 5	Twice	Go to office directly	2	Commercial store in Mwanza	2	No	Yes there are 2, by CSPD 2005.	2	-	1. Malaria 2. Diarrhea 3. Intestinal parasite 4. Skin Disease 5. Eye Disease	2,194	
102	SENGEREMA	Igalula	Sotta	200Tsh per Month/HH	Nil	Nil	Nil	500 Tsh/HH/M	194,300	20,000	Nil	Nil	1million	1,2,4,5	3 times	Go to office directly and Mobile phone	1	WASAKO in Mwanza and Shinyanga Region	1	1 time (repaired by VWC trainees)	4 Hesawa trainees (2F and 2m trained in 2000)	1	3	1. Malaria 2. Diarrhea 3. Eye Disease 4. Skin Disease 5. Intestinal parasite	908	
103	SENGEREMA	Buyagu	Isole	1200 after three months, (200 for security and 1000 for maintenance)	1,2	2	Nil	3500 Tsh/Year	300,000	30,000	Nil	Nil	2,100,000	1, 2, 5	Never come	Go to office directly by bicycle	1	WASAKO in Mwanza and commercial stores in Mwanza	1	1 time (repaired by VEC/WUG)	4 Hesawa trainees (trained in 2000)	1	2	1. Malaria 2. Diarrhea 3. Eye Disease 4. Intestinal parasite 5. Skin Disease	2,482	
104	SENGEREMA	Kalebezo	Busekeseke	Seasonal (dry) 200,Tsh/HH/Mon	4	1	In rain season they did not pay for water	500 Tsh/HH/M	200	2,000	Nil	Nil	????	1, 2, 5	2-3 times	2	1	Through District Water Office	1	Technician from District Water Office	4 people training by DWE	1	2	1. Malaria 2. Skin Disease 3. Diarrhea 4. Intestinal parasite 5. Eye Disease	342	
105	SENGEREMA	Kalebezo	Katoma	Nil	Nil	Nil	never had major problem	600 Tsh/HH/M	600/HH	20,000			1,000	1, 2, 3, 4, 5	Twice	Go to office directly with letter	1	Through District Water Office	2	Technician from DWO, Facility attendants trained by HESAWA	2	2	NIL	1. Malaria 2. Intestinal Parasite 3. Eye Disease 4. Diarrhea 5. Skin Disease	475	
106	SENGEREMA	Kalebezo	Magutukenda	Nil	5	Nil	Nil	300 Tsh/HH/M	Nil	5,000	Nil	Nil	506,000	1, 2	Never come	Nil	2	Nil	2	Nil	Nil	2	Nil	1. Malaria 2. Skin Disease 3. Diarrhea 4. Intestinal parasite 5. Eye Disease	Same Dispensary as Busekeseke	
107	SENGEREMA	Kagunga	Nyancheche (Nyanchenche)	Ifoghongo credit is paid for water and other development	1	Ifoghongo	Nil	10Tsh/buket	420,000	20,000	Nil	Nil	420,000	1, 2, 5	3 times a year	Go to office directly and Mobile phone	2	Nil	2	Nil	Nil	2	Nil	Nil	1. Malaria 2. Diarrhea 3. Eye Disease 4. Intestinal parasite 5. Skin Disease	1,761
108	KWIMBA	Nugulla	Mhulya	Nil				20Tsh /buket		25,000			2000/HH	1, 2, 3, 4, 5	Less frequent	Go to office directly	Don't know	Don't know	Don't know	None	None	NIL	NIL	1. Diarrhea 2. Malaria 3. Eye Disease 4. Intestinal parasite 5. Bilharzias	480	
109	MAGU	Mkula	Kijereshi	Nil	Nil	2	2, and they don't have the water which need maintainance	500Tsh/HH	Nil	15,000	2	15,000	356,000	1, 2, 5	Twice	Go to office directly	2	They don't know	2	Yes, done by Technician from District Water Office	Nil	Nil	Nil	Nil	1. Malaria 2. Intestinal parasite 3. Diarrhea 4. Bilharzias 5. Dysentery	762
110	GEITA	Kagu	Bugulala (Bugulula)	6. 50,000/sub-village/3mo.	Chirman of sub-village			500Tsh/HH or 20 Tsh/Bkt. Penalty 5000Tsh					250,000	1, 2, 3, 4, 5	Less frequent	2	1	Don't know	None	None	None	None	None	None	1. Malaria 2. Intestinal parasite 3. Diarrhea 4. Eye disease 5. Skin Disease	596
111	GEITA	Kagu	Kasota	NIL				500Tsh/HH or 20 Tsh/Bkt.					204,000	1, 2, 3, 4, 5	Less frequent	2	1	Don't know	None	None	None	None	None	None	1. Malaria 2. Intestinal parasite 3. Diarrhea 4. Eye disease 5. Skin Disease	Same Dispensary as Bugulula
112	GEITA	Kamena	Kamena	NIL				500Tsh/HH or 20 Tsh/Bkt.		20,000			500,000	1, 2, 3, 4, 5	3 times a year	2, 3		Don't know	None	None	None	None	None	None	1. Malaria 2. Diarrhea 3. Intestinal parasite 4. Eye disease 5. Skin Disease	1,249
113	GEITA	Kamena	Ndelema	5	5	2		500-2000/HH or 20/Bkt.	Included in water fee	20,000			200,000	1, 2, 3, 4, 5	Twice	2	1	2	2	None	None	None	None	None	1. Malaria 2. Diarrhea 3. Intestinal parasite 4. Eye disease 5. Skin Disease	Same Dispensary as Kamena
114	GEITA	Kamena	Nyashishima (Nyashihima)	8,000/HH /year	3			8,000/HH /Year	Included in water fee	15,000			200,000	1, 2, 3, 4, 5	Less frequent	2		Don't know	None	None	None	None	None	None	1. Malaria 2. Diarrhea 3. Intestinal parasite 4. Eye disease 5. Skin Disease	Same Dispensary as Kamena
115	GEITA	Bukoli	Bogogo (Bugogo)	20 per basket	1	2	Nil	20 per bucket	100,000	30,000	Nil	Nil	100	1, 2, 5	Less frequent	Go to office directly and Mobile phone	1	Commercial store in Mwanza and Commercial store in Geita District	1	Chair person of VWC (Technician)	1 trained in 2002 HESAWA	2	Nil	1. Malaria 2. Diarrhea 3. Intestinal parasite 4. Eye disease 5. Skin Disease	7,965	
116	GEITA	Bukoli	Ikina	Nil	Nil	2	5, not good quality of water	20 per bucket	Nil	40,000	Nil	Nil	100,000	1, 2, 5	Twice	Go to office directly and Mobile phone	2	Nil	2	None	Nil	2	Nil	Nil	1. Malaria 2. Diarrhea 3. Intestinal parasite 4. Eye disease 5. Skin Disease	Same Dispensary as Bugogo
117	GEITA	Katoro	Ibondo	Annual:Kagera-800Tsh, Ibojamagigo-800, Kigara-2000, Elimu-1000, Ibondo-1300, Imaramawazo-1200, Izengwabasumba-1800	1, 2, 3	1	Nil	Nil	180,000	???	2	???	100,000	1, 2, 5	3 times a month (more than 10 times a year)	Go to office directly and mobile phone	2	Nil	Nil	Nil	Nil	Nil	Nil	Nil	1. Malaria 2. Diarrhea 3. Intestinal parasite 4. Skin Disease 5. Eye Disease	1,242
118	BUNDA	Mcharo	Mcharo	Not collecting	Nil	Nil	Nil	500 Tsh/HH/M	Not collected	30,000	Nil	Nil	180,000	1, 4, 5	Once	Go to office directly	2	They do not know	2	Technician from District Water Office	2 trained by HESAWA	2	Nil	Nil	1. Malaria 2. Dysentery 3. Diarrhea 4. Eye Disease 5. Intestinal parasite	1,556
119	MUSOMA	Nyamimange	Sirorisimba	Monthly H/H-200	1,5	1	Nil	500 Tsh/HH/M	Nil	Nil	Nil	Nil	225,000	1, 2, 3, 4, 5	Twice	Go to office directly and a letter, Mobile phone	2	Through District Water Office	2	Technician from District Water Office	Nil	2	Nil	Nil	1. Malaria 2. Intestinal parasite 3. Diarrhea 4. Dysentery 5. Bilharzias	2,146
120	MUSOMA	Bwiregi	Ryamisanga	Annually collection 1500Tsh.	1	Nil	4	1000 Tsh/HH/M	10,000	16,000	Nil	Nil	800,000	1, 2, 5	Quarterly	Go to office directly with letter, and mobile phone	2	Commercial stores in Mwanza	1	VWC/WUG members repair by themselves	2 person trained by HESAWA	1	1	1	1. Malaria 2. Intestinal parasite 3. Diarrhea 4. Skin Disease 5. Bilharzias	1,200
121	MUSOMA	Butuguri	Kisanwene	Annual 1800	1, 4, 5,	1	Nil	Annually collection-11800Tsh	???	Exampntion from dpmnt activities	1	Nil	Not pay	1, 2, 3, 4, 5	Twice	Mobile phone and go to office directly	2	Nil	2	None	None	1	1, 2	1. Malaria 2. Intestinal parasite 3. Diarrhea 4. Dysentery 5. Skin Disease	943	
122	MUSOMA	Nyambono	Bugoji	200 Tsh/M/HH, Penalty 1000Tsh	2	Nil	Nil	1000 Tsh/HH/M	30,000	50,000	Nil	Nil	618,000	1, 2, 3, 5	Once	no idea	1	Commercial stores in Musoma	2	None	None	2	Nil	Nil	1. Malaria 2. Diarrhea 3. Intestinal parasite 4. Eye Disease 5. Skin Disease	870

Village ID	DISTRICT	Ward	Village	4.4	4.5	4.6	4.7	4.8	4.9	4.10	4.11	4.12	4.13	4.14	5.1	5.2	6.1	6.2	6.3	6.4 & 6.5	6.6 & 6.7	6.8	6.9	7.1	7.2
				Water fee	Water fee collector	WUG water fund in bank	WUG problems	Preference of payment	Water fund for O&M	Handpump attendant salary	Water tariff adjustment	Caretakers salary	Contribution before construction	Other contributions	Support from Water Department	Contact methods	Where to buy HP spareparts	Where to buy HP spareparts	Cost of HP spareparts	Experience and means of repair	No of Trained persons	O&M Record Book	Record keeper	Water-born diseases	No of patients of water born-diseases
				per bucket, Annual etc	Enter the number ticked in the sheet (others specify)	Yes-1 No-2	Enter the number ticked in the sheet (others specify)	Specify reasons if any	Tsh	Tsh/Month	Yes-1 No-2	Tsh	Enter the number ticked in the sheet (others specify)	Frequency of visit of District Water Technicians for water supply facility in 2005	Ground phone, Mobile, Go to office directly, FAX, Letter, etc	Yes-1 No-2	Names of shops or cost of spare parts	Yes-1 No-2	Amend if any differs	Amend if any differs	Yes-1 No-2	Enter the number ticked in the sheet (others specify)	Blue: Primary Data, Black: Kaihatsu chosa- data	under 5 years	
123	MUSOMA	Buruma	Isaba	Nil	Nil	Nil	3	400 Tsh/HH/M	38,000	Security get exemption for other public activities	Nil	Nil	1, % cost sharing	2,5	Quarterly	Go to office directly and Mobile phone	2	Nil	2	No	Nil	2	Nil	1. Malaria 2. Intestinal parasite 3. Diarrhea 4. Dysentery 5. Typhoid	1,010
124	TARIME	Kibesuka (Kebasuka)	Nyankunguru (Nyakunguru)	Nil	Nil	Nil	4	500 Tsh/HH/M	20,000	900000 Monthly	Nil	Nil	30,000	2, 5	Never come	Go to office directly with a letter	2	Nil	Nil	Nil	Nil	Nil	Nil	1. Malaria 2. Diarrhea 3. Intestinal parasite 4. Eye Disease 5. Skin Disease	1,268
125	TARIME	Kemange (Kemambo)	Kiwanja (Kewanja)	Rain season 10 SV WUGs 200 Monthly/HH, Dry season 3 WUGs collect 500Tsh/HH/M only for security person.	4	2	Nil	600 Tsh/HH/M	300,000	15,000	Nil	Nil	300,000	1, 2, 3, 5	Quarterly	Go to office directly or Sending lette, mobile phone, café internet.	2	3	2	Technician from District Water Office	No	2	Nil	1. Malaria 2. Intestinal parasite 3. Diarrhea 4. Eye Disease 5. Skin Disease	290
126	TARIME	Manga	Bisarwi	100 Tsh/HH/M (Only dry season, Jul to Sep)	Security at the deep well	2	4	600 Tsh/HH/M	100,000	20% of the total amount	Nil	Nil	400,000	2, 5	2 times a month (24times a year)	Go to office directly and Mobile phone	Nil	3	2	Technician from District Water Office	3Person trained by HESAWA	2	Nil	1. Malaria 2. Intestinal parasite 3. Diarrhea 4. Eye Disease 5. Skin Disease	1,556
127	RORYA	Kisumwa	Kisumwa	Nil	1	1	4	500 Tsh/HH/M	1,285,000	40,000	Nil	Nil	20% of total cost	1, 2, 5	3 times	Go to office directly + writing letters and mobile phone	2	Nil	2	Nil	2	Nil	1. Malaria 2. Intestinal parasite 3. Eye Disease 4. Diarrhea 5. Skin Disease	2,892	
128	RORYA	Nyahongo	Nyankonge (Nyamkonge)	Nil	Nil	Nil	Nil	200 Tsh/HH/M	Nil	20,000	2	Nil	672,000	1, 2, 3, 4, 5	Never come	No communication	2	Nil	2	Nil	Nil	2	Nil	1. Malaria 2. Diarrhea 3. Intestinal parasite 4. Eye Disease 5. Bilharzias	1,429
129	RORYA	Kirogo	Masike	Nil	Nil	Nil	Nil	20Tsh per bucket	Not collected	30,000	Nil	Nil	312,500	1, 2, 5	Never come	Non	1	Commercial stores within District	2	Broken but not repaired at all	Nil	2	Nil	1. Malaria 2. Intestinal parasite 3. Skin Disease 4. Diarrhea 5. Eye Disease	1,613
130	RORYA	Kirogo	Bukama	1000Monthly/H/H	4	Nil	Nil	500 Tsh/HH/M	350,000	40,000	Nil	Nil	379,000	1,2,5	Twice	No communication	2	Nil	2	Nil	Nil	2	Nil	1. Malaria 2. Diarrhea 3. Eye Disease 4. Intestinal parasite 5. Skin Disease	NIL
131	RORYA	Rabour	Oliyo	Nil	VEO	2	2	Don't know	Nil	30,000	Nil	Nil	600,000	1,2,5	Twice	Go to office directly	1	Commercial store in Mwanza	1	Technician from DWE	1 Trained in 2002 HESAWA	1	WVC	1. Malaria 2. Diarrhea 3. Intestinal parasite 4. Bilharzias 5. Skin Disease	1,512
132	RORYA	Goribe	Tatwe	-	-	-	-	500 Tsh/HH/M	0	20,000	-	-	3,795,000	1,2,5	Once	Go to office directly	1	They just know it but never gone to buy it.	2	-	none	2	-	1. Malaria 2. Intestinal parasite 3. Diarrhea 4. Skin Disease 5. Eye Disease	2,516
133	SERENGETI	Busawe	Busawe	× (no protected source)	-	-	-	200 Tsh/HH/M	0	10,000	-	-	118,000	1,2,5	Every two weeks	Mobile phone, Go to office directly	2	5	2	1	1	2	-	1. Malaria 2. Diarrhea 3. Intestinal parasite 4. Skin Disease 5. Eye Disease	630
134	SERENGETI	Kibanchabancha	Nyansurura	× (in the past it was collected for HESAWA SWs)	-	-	1	500 Tsh/HH/M	0	15,000	-	-	405,000	1,2,4,5	3 times	Mobile phone, Go to office directly	2	-	2	-	1 (2002)	2	-	1. Malaria 2. Diarrhea 3. Eye Disease 4. Intestinal parasite 5. Skin Disease	478
135	SERENGETI	Kebanchabancha	Kebancha (Kebanchabancha)	×(in the past it was collected)	-	-	-	500 Tsh/HH/M	0	10,000	-	-	337,500	1,2,3,4,5	Quarterly	Mobile phone	2	Don't know	2	2	1 (2000 for SW by HESAWA)	2	-	1. Malaria 2. Diarrhea 3. Eye Disease 4. Intestinal parasite 5. Skin Disease	735
201	MISUNGWI	Busongo	Busongo	Per bucket but only for out siders-100	1	2	Nil	500 Tsh/HH/M	270,000	Nil	1	55,000	350,000	1, 2, 5	Never come	3	1	WASAKO in Mwanza, Commercial stores in Mwanza	2	1	Nil	2	Nil	1. Malaria 2. Diarrhea 3. Skin Disease 4. Eye disease 5. Bilhazia	2,519
202	MISUNGWI	Mbarika	Ngaya	Nil	Nil	Nil	Nil	Per bucket 20Tsh	Not collected	10,000	Nil	10,000	656,000	1,2,5	Once	Go to office directly	2	Nil	2	Nil	4 (2002) by HESAWA	2	Nil	1. Malaria 2. Skin Disease 3. Intestinal parasite 4. Diarrhea 5. Eye disease	1,387
203	SENGEREMA	Nyanzenda	Buswelu	NIL				2000 Tsh/HH/M		30,000		30,000	2,000/HH	1, 2, 4, 5	Once	3		Don't know		Once (2002)	None			1. Malaria 2. Diarrhea 3. Eye Disease 4. Intestinal parasite 5. Skin Disease	NIL
204	SENGEREMA	Nyakasasa	Nyamisiwi	Per bucket -20	4	2	Nil	Per bucket 20Tsh	Nil	Nil	Nil	80,000	240,000	1,2,4	Never come	No communication	2	Nil	2	No	None	2	Nil	1. Malaria 2. Skin Disease 3. Diarrhea 4. Intestinal parasite 5. Eye Disease	2,955
205	SENGEREMA	Nyakasasa	Nyakasasa	Nil	Nil	2	Nil	500 Tsh/HH/M	Nil	Nil	2	50,000	250,000	5	Less frequent	2	Nil	Nil	2	Nil	Nil	2	Nil	1. Malaria 2. Diarrhea 3. Eye Disease 4. Intestinal parasite 5. Skin Disease	3,015
206	SENGEREMA	Chifunfu	Nyakahako	Nil	Nil	Nil	Nil	Per bucket 20Tsh	170,000	30,000	Nil	30,000	700,000	1,2,,4,5	Twice	2,3	2	6	2	Nil	Nil	2	Nil	1. Malaria 2. Diarrhea 3. Intestinal parasite 4. Skin disease 5. Bilhazia	983
207	KWIMBA	Hungumalwa	Hungumalwa	Annual collection /H/H 1000	4,	1	Nil	Per bucket 50Tsh	180,000	Not pay because caretaker is one of the WUG member	1	50,000	1,000,000	1,2,3,4,5	Less frequent	Mobile, Go to office directly	1	5	1	Ward technician team	32Trained by HESAWA	1	6	1. Malaria 2. Diarrhea 3. Eye Disease 4. Bilharzias 5. Skin Disease	423
208	UKEREWE	Namilembe	Bukonyo	Nil	5	2	4	500 Tsh/HH/M	Not collected	50,000	Nil	Nil	350,000	1,2,5	Once	3	1	WASAKO in Mwanza	2	Nil	1	1	5	1. Malaria 2. Bilhazia 3. Skin disease 4. Intestinal parasite 5. Diarrhea	2,401
209	UKEREWE	Namilembe	Namilembe	Nil	Nil	Nil	1,4	1000 Tsh/HH/M	Nil	10,000	Nil	Nil	Not pay	1,3,4	Never come	Never communicate	1	4	2	Asked commecial also sub village water committee	2 person trained by HESAWA	1	2	1. Malaria 2. Bilhazia 3. Skin disease 4. Intestinal parasite 5. Diarrhea	Same Dispensary as Bukonyo
210	MUSOMA	Nyambono	Saragana	Nil	Nil	Nil	Nil	600 Tsh/HH/M	Nil	Nil	Nil	40,000	Per month contribute 600 /H/H	1, 2, 4, 5	Once	Go to office directly	2	Commercial stores within district	2	Technician from District Water Office	Nil	2	Nil	1. Malaria 2. Diarrhea 3. Bilhazia 4. Skin Disease 5. Intestinal parasite	473