APPENDIX I-3-2-3

Short-Distance Shipping

1 RoRo Service (including Conventional Type Ships)

1) Region IV (Batangas Maritime Regional Office)

a) Montenegro Shipping Lines, INC.

Table 1 Details of Montenegro Fleet

Name	Type	GRT (tons)	Year Built	Passenger	Validity
Maria Angela	Pax/Cargo	372	1973	283	2030
Maria Beatriz	Pax/Cargo	267	1982	302	2030
Maria Diana	Pax/Cargo	1,102	1970	652	2030
Maria Erlinda	Pax/Cargo	490	1966	348	2030
Maria Felisa	Pax/Cargo	1,018	1983	474	2030
Maria Gloria	Pax/Cargo	267	1967	413	2030
Maria Helena	Pax/Cargo	1,022	1969	412	2030
Maria Isabel	Pax/Cargo	836	1967	346	2030
Maria Josefa	Pax/Cargo	2,295	1981	242	2030
Maria Kristina	Pax/Cargo	207	1968	148	2030
Maria Rebecca	Pax/Cargo	785	1972	831	2030
Maria Sophia	Pax/Cargo	269	1973	351	2030
Maria Teresa	Pax/Cargo	254	1981	232	2030
Maria Vanes	Pax/Cargo	1,019	1986	500	2030
Maria Xenia	Pax/Cargo	1,415	1974	578	2030
Maria Ursula	Passenger	50	1988	90	2030
Maria Yasmina	Passenger	48	1975	94	2030
Maria Natasha	Passenger	72	1985	120	2030
Maria Oliva	Passenger	112	1973	120	2030
Maria Querubin	Passenger	69	1978	112	2030
City of Sorsogon	Passenger	175	1975	144	2030
City of Masbate	Passenger	175	1979	144	2030
Passenger/Cargo Ships x 15, Passenger Ships x 7, Total 22 ships					

Table 2 Montenegro Shipping Service Routes

Group of Routes/ Assigned Shops	Sub-Route	Frequency	Sailing Hours
Mabate-Pilar Shuttlr	Masbate-Pilar	Daily (8 silings/day)	1.30
Larena-Dumagute Shuttle	Pilar-Masbate	Daily (8 sailings/day)	1.30
Batangas-Abra de Ilog-Occidental Mindoro Shuttle	Larena-Dumaguete	Daily (4 sailings/day)	1.00
Batangas-Balatero-Puerto Galera-oriental Mindoro v.v.	Dumaguete-Larena	Daily (4 sailings/day)	1.00
San Pascual-Masbate-Pasacao-Camarines Sur v.v.	Batangas-Abra de Ilog	Daily (1 sailing/day)	1.15
	Abra de Ilog-Batangas	Daily (1 sailing/day)	1.15
Ships:			
Maria Oliva, Maria Ursula, Maria Wynoa	Batangas-Puerto Galera	Daily (2 sailings/day)	1.00
Natasha, Maria Querubin, City of Sorsogon	Puerto Galera-Batangas	Daily (2 sailings/day)	1.00
City of Masbate			
	San Pascual-Pasacao	Daily (3 sailings/day)	1.00
	Pasacao-San Pacual	Daily (3 sailings/day)	1.00
Batangas-Abra de Ilog Shuttle	Batangas-Calapan	Daily (4 sailings/day)	2.00
Batangas-Calapan Shuttle	Calapan-Batangas	Daily (4 sailings/day)	2.00
Batangas-Balatero-PuertoGalera v.v.			
Batangas-Odlongan-Romblon v.v.	Puerto Galera-Batangas	Daily (2 sailings/day)	1.30
Batangas-San Jose Shuttle			
Batangas-Romblon Shuttle	Batangas-Odiongan	Sun/Wed/Fri	8.00
Odiongan-Romblon Shuttle	Odiongan-Romblon	Mon/Thur/Sat	3.00
Caticlan-Roxas Shuttle	Romblon-Odiongan	Mon/Thur/Sat	3.00
Bacold-Iloilo Shuttle	Odiongan-Batangas	Mon/Thur/Sat	8.00
Dalahican-Balanacan Shuttle			

	Batangas-San Jose	Daily except Sun	11.00
Ships: Maria Angela, Maria Beatriz,	San Jose-Batangas	Daily except Mon	11.00
Maria Diana, Maria Erlinda, Maria Felisa,			
Maria Gloria, Maria Helena, Maria Isabel,	Dalahican-Balanacan	Daily (6 sailings/day)	2.00
Maria Josefa, Maria Kristina,	Balanacan-Dalahican	Daily (6 sailings/day)	2.00
Maria Rebecca, Maria Sophia, Maria Teresa	Roxas-Caticlan	Daily (4 sailings/day)	4.00
Maria Vanessa, Maria Yasmina	Caticlan-Roxas	Daily (4 sailings/day)	4.00
	Bacold/Iloilo	Daily (3 sailings/day)	2.00
	Iloilo-Bacold	Daily (3 sailings/day)	2.00
Larena-Dumaguete Shuttle (Fast Craft)	Larena-Dumaguete	Daily (5 sailings/day)	1.00
Dapitan –Dumaguete Shuttle (Fast Craft)	Demaguete-Larena	Daily (5 sailings/day)	1.00
	(Fast Craft)		
Batangas-Balatero Shuttle	Dumaguete-Dapitan	Daily (2 sailings/day)	1.45
	Dapitan-Dumaguete	Daily (2 sailings/day)	1.45
	(Fast Craft)		
Ships:			
Maria Oliva, Maria Natasha,	Dumaguete-Dapitan	Daily (2 sailings/day)	3.30
City of Sorsogon, City of Masbate	Dapitan-Dumaguete	Daily (2 sailings/day)	3.30
Maria Kristina, Maria Erlinda	(Ordinary Ship)		
	Batangas-Puerto Galera	Daily (2 sailings/day)	1.00
	Puerto Galera-Batanga	Daily (2 sailings/day)	1.00
	(Fast Craft)		
	Batangas-Puerto Galera	Daily (8 sailings/day)	1.30
	Puerto Galera-Batangas	Daily (6 sailings/day)	1.30
	Batangas-Calapam	Daily (7 sailings/day)	2.00
	Calapan-Batangas	Daily (12 sailings/day)	2.00
	Batangas-Abra de Ilog	Daily (8 sailings/day)	2.00
	Abra de Ilog-Batangas	Daily (8 sailings/day)	2.00
	Batangas-Odionagan	Mon/Thus/Sat	8.00
	Odionagan-Romblon	Tue/Fri/Sun	3.00
	Romblon-Odionagan	Tue/Fri/Sun	3.00
	Odionagas-Batangas	Tue/Fri/Sun	8.00
	Dumaguete-Dapitan	Daily (4 sailings/day)	3.30
	Dapitan-Dumaguete	Daily (4 sailings/day)	3.30
Iloilo-Cutyo Island	Iloilo-Cuyo Island	twice a week	10.00
Iloilo-CuyoIsland Shuttle	Cuyo Island-Iloilo	twicw a week	10.00
Palawan-Puerto Princesa Shuttle			
Iloilo-Puerto-Puerto Princesa	CuyoIsland-PuertoPrincessa	once a week	14.00
Dalahican-Kawit Shuttle	PuertoPrincessa-CuyoIsland	once a week	14.00
Dalahican-Balanacan Shuttle			
	Dalahican-Kawit	Daily (twice /day)	2.00
	Kawit-Dalahican	Daily (twice /day)(	2.00
	Dalahican-Balanacan	Daily (4 sailings/day)	2.00
	Balanacan-Dalahican	Daily (4 sailings/day)	2.00
Lucena-Masbate Shuttle	Lucena-Masbate	3 sailings/week	12.00
Batangas-Colon Shuttle	Masbate-Lucena	3 sailings/week	12.00
Colon-Culion Shuttle			
Batanga-Culion Shuttle	Batangas-Coron	3 sailings/week	12.00
Pilar-Aroroy Shuttle	Coron-Batangas	3 sailings/week	12.00
Tabaco-Virac Shuttle			

	Colon-Culion	3 sailings/week	1.00
	Culion-Colon	3 sailings/week	1.00
	Pilar-Aroroy	Daily (2 sailings/day)	1.30
	Aroroy-Pilar	Daily (2 sailings/day)	1.30
	Tabaco-Virac	Daily (4 sailings/day)	1.45
	Virac-Tabaco	Daily (4 sailings/day)	1.45

b) Philippine Fast Ferry Corporation

Table 3 Details of ship and sailing schedule

Name	Type	GRT	Year Built	Pax	Validity	Service Route
Star Cat 2	Passenger	449	1989	322	-	Batangas-Calapan Shuttle Batangas-Calapan (0.45 hour) Calapan-Batangas (0.45 hour) Daily (6/day sailings from Batangas)

c) Sta.Cruz Shipping Lines, Inc.

Table 4 Sta. Cruz Shipping Fleet

Name	Type	GRT	Year	Pax	Validity
Vanessa P	Passenger	130	1981	191	2020
Torrijos	Pax/Cargo	196	1972	225	2020

d) Starlite Ferry Inc.

Table 5 Starline Ferry Fleet & Service Routes

Name	Type	GRT	Year Built	Pax	Validity	Service routes
Starlite Voyage	Pax /Cargo	1,200	1974	518	2030	Roxas-Caticlan (3.30 hours) Daily (2sailings/day)
Starlite Nautica	Pax /Cargo	226	1985	226	2030	Caticlan-Roxas (3.30 hours) Daily (2 sailings/day)
Starlite Ferry	Pax /Cargo	574	1971	316	2030	Batangas-Caticlan (2.00 hours) Daily (12 sailings/day) Caticlan-Batangas(2.00 hours) Daily (12 sailings/day)
Starlite Pacific	Pax /Cargo	499	1983	390	2030	
Starlite Navigator	Pax /Cargo	1,102	1971	307	2030	
Starlite Odessey	Pax /Cargo	148	1970	132	2030	Batangas-Puerto Galera(2.00 hours) Daily (4 sailings/day)
Super Seabus	Pax /Cargo	69	1977	96	2030	Batangas-White Beach (1.00 hours) Daily (4 sailings/day) White Beach-Batangas (1.00 hours) Daily (4sailingas/day)

Remarks: Batangas-Puerto Galera Service (the above shaded line) has been suspended since March 2006.

e) Super Diamond Shipping Lines, Inc.

Table 6 Super Diamond Fleet and Service Routes

Name	Type	GRT	Year Built	Pax	Validity	Service Routes
Blue Eagle	Passenger	65	1972	90	2010	Muelle-Batangas (1.00 hour)
Blue Phoenix	Passenger	75	1975	112	2010	Daily (6 sailings/day)
Blue Penguin	Passenger	23	2002	100	2010	Batangas-Muelle(1.00 hour)
Blue Pelican	Passenger	29	2002	100	2010	Daily (6 sailingd/day)
						Sabang-Batangas(1.00 hour)
						Daily (1 sailing/day)
						White Beach-Batangas (1.15 hour)
						Daily (6 sailings/day)
						Batangas-White Beach (1.15 hour)
						Daily (6 sailings/day)

Remarks: Passenger ships are shaded.

f) ZCL Shipping Lines

Table 7 ZCL Fleet and Service Routes

Name	Type	GRT	Year Built	Pax	Validity	Service Route
Lady Zannie	Passenger	13	1999	54	2010	Muelle-White Beach-Batangas v.v.
Island Cruiser	Passenger	17	2001	80	2010	
						Muelle-Batangas (1.00 hour)
						Daily (3 sailings/day)
						Batangas-Muelle(1.00 hour)
						Daily (3 sailings/day)
						Batangas-White Beach (1.45 hour)
						Thurs/Fri/Sat/Sun & Hol.
						4 sailings/day
						White Beach-Batangas (1.45 hour)
						4 sailings/day

Remarks: Passenger ships are shaded

g) Minolo Shipping Lines

Table 8 Minolo Fleet and Service Route

Name	Type	GRT	Year Built	Pax	Validity	Service Route
Golden Hawk	Pax /Cargo	24	2002	130	2010	Batangas-White Beach-Muelle Daily
Golden Falcon	Pax /Cargo	11	1998	65	2010	

h) 3 Small Lines

Table 9 Small Lines' Fleet

Line/Ship Names	Type	GRT	Year Built	Pax	Validity	Service Route
Renato Ilagan/ MBCA Commandos 6	Passenger	12	2002	30	-	Puerto Galera-Batangas Shuttle
MBCA Commandos 4	Passenger	11	1999	30	-	（Daily Trips）
MBCA Cinco Commandos	Passenger	8	2001	25	-	
Rudolfo Magsino/ MBCA Freedom	Passenger	16	1999	50	-	---------- do----------
Ruensenor B. Abbarientos/ MBCA Robiks	Pax/Cargo	22	2003	76	-	Alabat-Atimonan Shuttle (Jomalig-Balisin Shuttle on occasional basis) (Daily Trips)

i) Summary of Region IV

Table 10 Region IV Ships

No. of Ships	Type	GRT (tons)	Year Built	Passenger Capacity	Validity	Service Routes
40	Passenger/ Cargo x 27 Passenger x 13	17,170 tons @ 429 tons	1966 x 1 1967 x 2 1968 x 1 1969 x 1 1970-75 x 15 1976-79 x 3 1980-99 x 10 1990-2020 x 7	10,336 @ 258	2030 x 32 2010 x 8	43

Table 11 Region IV Ships

No. of Ships	Type	GRT (tons)	Year Built	Passenger Capacity	Validity	Service Routes
40	Passenger/ Cargo x 27 Passenger x 13	17,170 tons @ 429 tons	1966 x 1 1967 x 2 1968 x 1 1969 x 1 1970-75 x 15 1976-79 x 3 1980-99 x 10 1990-2020 x 7	10,336 @ 258	2030 x 32 2010 x 8	43

Table 12 Region IV Service Routes

Line	No. of Routes	Average Sailing Hours		Commencement Port
Montenegro	31	One-way	1.15 - 1.30 x 11 1.45 - 2.00 x 8 3.00 - 4.00 x 5 8.00 - x 7	Batangas----------12 Dumaguete---------- 5 Masbate---------- 2 Dalahican---------- 2 Cuyo Island---------- 2 Others---------- 8
Philippine F/Ferry	1	One way	0.45 hour	Batangas---------- 1
Sta.Cruz Shipping	1	One way	2.00 hours	Buyabod---------- 1
Starlite Ferry	4	One way	1.00 x 1 2.00 x 2 3.30 x 1	Batangas---------- 3 Roxas---------- 1
Super Diamond	3	One way	1.00 - 1.15 x 3	Batangas---------- 3
ZCL Shipping	2	One way	1.00 - 1.45 x 1	Batangas---------- 2
Minolo Shipping	1	One way	1.00 x 1	Batangas---------- 1
Total	43	One way	up to 2.00 x 29 up to 4.00 x 5 8.00 x 7	Batangas----------24(55%) Dumaguete--------5 (11%) Masbate----------2 (4%) Dalahican----------2 (4%) Cuyo Island---------2 (4%) Others----------9 (22%) Total----------44 (100%)

2) Region V (Legaspi Maritime Regional Office)

a) ACG Joy Express Liner

Table 13 ACG ship and Service Route

Name	Type	GRT	Year Built	Pax	Validity	Service Route
ACG Joy 3	Passenger	630	1976	352	-	Mon/Wed/Fri/Sat Masbate-Dalahican (12 hours) Tue/Thur/Fri/Sun Dalahican-Masbate(12 hours)

b) Bicolandia Lines/Eugenia T. San Pablo

Table 14 Bicolandia Fleet and Service Route

Name	Type	GRT	Year Built	Pax	Validity	Service Route
Eugenia	Pax/Cargo	488	1965	484	-	Tabaco-Virac (3.00 hours) Daily (1sailing/day) Virac-Tabaco(3.00 hours) Daily (1sailing/day)
Princess of Mayon	Pax/Cargo	965	1968	660	-	Matnog-Allen (3.00 hours) Daily (10 sailings/day) Allen-Matnog (2 hours) Daily (9 sailings/day)

c) E. Tabinas Enterprises/ Euginia T. San Pablo

Table 15 E. Tablinas/Euginia Fleet and Service Route

Name	Type	GRT	Year Built	Pax	Validity	Service Route
Northern Samar Princess Bicolandia	Pax/Cargo Pax/Cargo	467 490	1960 1970	498 509	- -	Matnog-Allen Shuttle Matnog-Allen (2 hours) Daily (8 sailings/day) Allen-Matnog (2 hours) Daily (9 sailings/day)

d) Philharbor Ferries and Port Services, Inc.

Table 16 Philharbor Fleet and Service Routes

Name	Type	GRT	Year Built	Pax	Validity	Service Routes
Maharlika Uno	Pax /Cargo	1,021	1982	688	-	Dapdap-Surigao Shuttle I Dapdap-Matnog (3.30 hours) Daily (2 sailings/day) Matnog/Dapdap (3.30 hours)
Maharlika Dos	Pax /Cargo	1,866	1984	403	-	Liloan-Surigao Shuttle Surigao-Liloan (5.50 hours) Liloan-Surigao (5.50 hours)
Maharlika Tres	Pax /Cargo	297	1987	300	-	Dapdap-Matnog Shuttle II Dapdap-Matnog (2.30 hours) Daily (2 sailings/day) Matnog-Dapdap (2.30 hours) Daily (2 sailings/day)
Maharlika Quatro	Pax /Cargo	299	1993	300	-	Roxas-Caticlan Shuttle Roxas-Caticlan (5 hours) Caticlan-Roxas (5 hours)
Maharlika Cinco	Pax /Cargo	473	1971	758	-	Lipata-Liloan Shuttle Lipata-Liloan (7 hours) Liloan-Lipata (5 hours)
Maharlika Seiz	Pax /Cargo	2,075	1975	599	-	Roxas-Caticla Shuttle I Roxas-Caticlan (6.30 hours) Caticlan-Roxas (6.30 hours)
Maharlika Siete	Pax /Cargo	448	1972	198	-	Liloan-Lipata Shuttle II Liloan-Lipata (7 hours) Lipata-Liloan (5 hours)

e) Regina Shipping Lines, Inc.

Table 17 Regina Fleet and Service Routes

Name	Type	GRT	Year Built	Pax	Validity	Service Routes
Star Ferry I	Passenger	324	1980	550	-	Virac-Tabaco (one round trip daily)
Regina Calixta II	Passenger	290	1986	376	-	Tabaco-San Andres (one round trip daily)
Calixta III	Passenger	134	1988	275	-	Tabaco-San Andres (one round trip daily)

f) Santa Clara Shipping Corporation

Table 18 Santa Clara Fleet and Service Routes

Name	Type	GRT	Year Built	Pax	Validity	Service Route
Nelvin Jules	Pax /Cargo	694	1985	750	-	
King Frederick	Pax /Cargo	694	1987	750	-	Matnog-Allen 10 round trips daily by 3 ships
Hansen Jovett	Pax /Cargo	610	1979	655	-	

g) Summary of Region V

Table 19 Ship Summary Sheet

No. of Ships	Types	GRT(ton)	Year Built	Passenger Capacity	Validity	Service Route
18	Passenger/ Cargo x 14 Passenger x 4	21,265 @ 681	1960 x 1 1965 x 1 1968 x 1 1970s x 6 1980s x 8 1993 x 1	9,105 @ 506	Not available	14

Table 20 Service Route Summary Sheet

Line	No. of Routes	Average Sailing Hours	Commencement Port
ACG Joy	2	One way 12 hours	Masbate----------1 Dalahican---------- 1
Bicolandia	7	One way 3 hours x 3 2 hours x 1	Tabaco----------1 Virac----------1 Matnog----------1 Allen----------1
E. Tabinas	2	One way 2 hours x 2	Matnog----------1 Allen----------1
Philharbor	7	One way 2.30 hours x 1 3.30 hours x 1 5 hours x 4 5.50 hours x 2 6.30 hours x 2 7 hours x 1	Dapdap----------2 Matnog----------2 Liloan----------4 Lipata----------2 Roxas----------2 Caticlan----------2 Matnog----------1 Surigao----------1
Regina Shipping	6	One round trip daily	Tabaco----------3
Santa Clara	2	10 round trips daily by 3 ships	Matnog----------1 Allen----------1
Total	26		Matnog----------5(19%) Liloan----------4 (16%) Tabaco----------4 (16%) Lipata----------2 (7%) Roxas----------2 (7%) Caticlan----------2 (7%) Allen----------2 (7%) Dapdap----------2 (7%) Others----------3 (13%)

3) Region VI (Iloilo Maritime Regional Office : IMRO)

a) Terrazona Group (Abner Ang & 39 Companies)

Table 21 Terrazona Group Fleet with Each Company Name

Company Name	Ship Name	Type	GRT	Year Built	Pax	Validity	Service Route
Abner Ang	MBC Aquarius-21	Passenger	11	1991	-	-	Iloilo-Buenavista Shuttle Daily one trip 6 am to 6 pm
Adelita Gallego	MBCA Cutlas Supreme	Passenger	10	1985	35	-	----------do----------
Alex Ang	MBCA Malayan Rose	Passenger	9	1982	45	-	Daily trip from 6 am to 9 pm
Alex Malanday	MBCA Paula	Passenger	10	1996	40	-	----------do----------
	MBCA Sea Princess-G	Passenger	8	1995	35	-	Iloilo-Buenaviata-Shuttle Daily trip from 6 am to 9 pm
Andelyn Mardones	MBCA Leen Angelic	Passenger	7	1998	-	-	Iloilo-Buenavista- Nueva Valencia Shuttle Buenavista-Bacolod Shuttle Daily trip from 6 am to 6 pm
Arlie Ferraro	MBCA Nonoy RL	Passenger	5	1967	-	-	Iloilo-Buenavista Shuttle Daily from 6 am to 6 pm
Arlinda Decena	MBCA Provider-2	Passenger	5	1978	-	-	----------do----------
Benny Espinosa	MBCA Inday Evelyn-2	Passenger	9	1975	-	-	Iloilo-Buenavista- Nueva Valencia Shuttle Buenavista-Bacolod Shuttle Daily from 6 am to 6 pm
Charlie Burlado	MBCA Mark Jay Lord	Passenger	5	1982	21	-	Iloilo-Buenavista Shuttle Daily from 6 am to 6 pm
Conrado Marir	MBCA Reuwen-2	Passenger	6	1974	31	-	----------do----------
Elmer Sanico	MBCA 6 Roses	Passenger	5	1974	-	-	----------do----------
Engr. Gladys Julia	MBCA Glaed Joy	Passenger	8	2004	48	-	Iloilo-Buenavista- Nueva Valencia Shuttle Buenavista-Bacolod Shuttle Daily from 6 am to 9 pm
Earwin Jarder	MBCA Sea Star	Passenger	7	1982	28	-	Iloilo-Buenavista Shuttle Daily 6 am to 6 pm
Estella S. Gaylan	MBCA Love-Love	Passenger	6	1986	39	-	----------do----------
Gerry Yucon	MBCA Nene Linda-5	Passenger	5	1986	24	-	----------do----------
	MBCA Nene Linda-4	Passenger	7	1991	40	-	----------do----------
	MBCA Linda-1	Passenger	5	1997	32	-	----------do----------
	MBCA Nene Linda-3	Passenger	6	1984	27	-	----------do----------
Haide Gregorios	MBCA Reshzian Clydon	Passenger	7	1991	29	-	----------do----------
Jenny Anacita	MBCA Challenger	Passenger	4	1971	32	-	----------do----------
Jethro Platigue	MBCA Sea Gull-T	Passenger	9	1989	29	-	----------do----------
Joselito Tarrazona	MBCA Leomer-2	Passenger	5	1984	-	-	Iloilo-Buenavista- Nueva Valencia Shuttle Buenavista-Bacolod Shuttle Daily from 6 am to 9 pm
Leonardo Tarrazona	MBCA 6 Roses	Passenger	10	1992	50	-	Iloilo-Buenavista Shuttle Daily from 6 am to 9 pm
Lily Guzman	MBCA Inday Rosalie	Passenger	4	1970	28	-	Iloilo-Buenavista Shuttle Daily from 6 am to 6 pm
Lorry Lastbrrok	MBCA CDL	Passenger	6	1976	38	-	----------do---------- Daily from 6 am to 9 pm
Marcelino Sarge	MBCA Nene Lory	Passenger	6	1981	32	-	----------do---------- Daily from 6 am to 6 pm
Maren Ann Cartel	MBCA Inday Marliza	Passenger	8	1975	40	-	----------do---------- Daily from 6 am to 9 pm
Maria D. Galiennero	MBCA Jig's-2	Passenger	6	1974	44	-	Iloilo-Buenavista- Nueva Valencia Shuttle Buenavista-Bacolod Shuttle Daily from 6 am to 6 pm

	MBCA Jig's-1	Passenger	10	1975	-	-	Iloilo-Buenavista Shuttle No schedule submitted
Nestor Tresvalles	MBCA King Karay-2	Passenger	11	2004	45	-	Iloilo-Buenavista Shuttle Daily from 6 am to 6 pm
Nora Fernandez	MBCA Sea Angel-2	Passenger	11	1993	51	-	----------do----------
Patria Mariano	MBCA Sea Prince	Passenger	14	1997	44	-	----------do----------
Rogerio Olivar	MBCA Oro Verde	Passenger	4	2001	-	-	----------do----------
Rolando de Asis	MBCA Tassels	Passenger	8	1997	31	-	----------do---------- Daily from 6 am to 9 pm
Rolando Gallego	MBCA Jan Paul	Passenger	5	1987	27	-	----------do----------
Romeo Alianza	MBCA Chini 2	Passenger	12	1991	46	-	No schedule submitted
	MBCA Cena Love	Passenger	8	1997	35	-	Iloilo-Buenavista Shuttle Daily from 6 am to 6 pm
Rudy Catalbas	MBCA Blue Marlin-R	Passenger	8	1978	32	-	----------do---------- Daily from 6 am to 9 pm
Ruel Gabrido	MBCA Japhel-RG	Passenger	8	1980	32	-	----------do----------
Susan Fernandez	MBCA Jasper D-TWO	Passenger	12	1992	-	-	----------do----------
Susan Velasco	MBCA Russan-II	Passenger	9	1990	39	-	----------do----------

b) Milagrosa-J Shipping Corporation

Table 22 Milagrosa Fleet

Name	Type	GRT	Year Built	Pax	Validity	Service Route
Milagrosa-J Cinco	Pax/Cargo	219	1978	321	-	Every Thursday
Milagros-J Tres	Pax/Cargo	438	1975	418	-	Every Monday

c) Neptune Transport Corporation

Table 23 Neptune Fleet

Name	Type	GRT	Year Built	Pax	Validity	Service Route
MBA Little Star	Passenger	6	2002	28	-	Iloilo-Buenavist Shuttle
M/L Island Hopper	Pax/Cargo	16	2001	51	-	
MBCA Mikey Dos	Pax/Cargo	12	2003	36	-	Iloilo-Jordan Shuttle
MBCA Beach Craft	Pax/Cargo	6	2000	30	-	
ML Superstar	Pax/Cargo	24	1997	50	-	Daily from 6 am to 6 pm

d) Rovi Navigation Lines, INC.

Table 24 Rovi Navigation Fleet

Name	Type	GRT	Year Built	Pax	Validity	Service Route
Phenix I	Passenger Ferry	79	1981	93	-	Mary Queen,Boracay-Island Beach, Boracay
JN Express	Pax/Cargo	33	1969	82	-	Demaguete-Santander Shuttle Daily (4 sailings/day)
Princess Jo	Pax/Cargo	33	1975	120	-	Victorias-Iloilo Daily (2 sailings/day)
Robert	Passenger	23	1983	117	-	Iloilo-Victorias Daily (2 sailings/day)

e) Evelyn V. Biso

Table 25 Evelyn Fleet

Name	Type	GRT	Year Built	Pax	Validity	Service Route
MBCA Baby BOY I	Passenger	29	1997	69	-	Banate, Iloilo-Tuburan Daily (1 sailing/day)

f) Region VI Summary

Table 26 Ship Summary Sheet

Line/ No. of Ships	Type	GRT	Year Built	Passenger Capacity	Validity	Service Route
Terrazano Group/ 42	All Passenger	379 @ 9	1967 x 1 1970s x 11 1980s x 12 1990s x 15 2000s x 3	1,149 (33 ships) @ 35	-	1
Miragrosa/ 2	Passenger	657 @ 329	1975 x 1 1978 x 1	739 @ 370	-	1
Neptune/5	Passenger x 1 Pax/Cargo x 4	64 @ 13	1997 x 1 2000s x 4	195 @ 39	-	1
Rovi Navigation/ 4	Passenger Ferry x 1 Passenger x 1 Pax/Cargo x 2	168 @ 42	1969 x 1 1975 x 1 1980s x 2	412 @ 103	-	4
Evelyn/1	Passenger	29	1997 x 1	69	-	
Total 5 Lines/54	Passenger x 47 Passenger Ferry x 1 Pax/Cargo x 6	1,297 @ 24	1960s x 2 1970s x 14 1980s x 14 1990s x 17 2000s x 7	2,614 (45 ships) @ 58	-	3

Table 27 Service Route Summary Sheet

Line	No. of Routes	Average Voyage Hours	Commencement Port
Terrazano Group	1		Iloilo----------42 Buenavista-------42 Nueva Valencia---5 Bacolod----------5
Milagrosa	1		Iloilo----------1 Puerto Princesa---1
Neptune	1		Iloilo----------1 Jordan----------1
Rovi Navigation	3		Mary Queen-------1 Demaguete--------1 Victorias----------2 Iloilo----------2
Evelyn	1		Banate(Iloilo)-----1 Tuburan----------1
5 Lines Total	7		Iloilo----------47 (43%) Buenvista---------42 (39%) Others----------20 (18%) Total----------109(100%)

4) Region VII (Cebu Maritime Regional Office: MRO)

a) Alfeo Lumoya

Table 28 Alfeo Fleet

Name	Type	GRT	Year Built	Pax	Validity	Service Route
MBCA Prima II	Pax/Cargo	8	1983	25	-	Sulong-on, Siguijor-Dumaguete (2 hours) Daily (one shuttle)

b) Asian Maritime Transport Corporation

Table 29 Asian Maritime Fleet

Name	Type	GRT	Year Built	Pax	Validity	Serving Routes
Super Shuttle Ferry 1 Super Shuttle Ferry 3 Super Shuttle Ferry 10						Iligan-Lazi Shuttle Iligan-Lazi (6 hours) Lazi-Iligan (6 hours) 4 sailings/week
Super Shuttle Ferry II Super Shuttle Ferry V Super Shuttle Ferry VI	Pax/Cargo Pax/Cargo Pax/Cargo	587 566 135	1976 1982 1978	548 260 222	- - -	・Batangas-San Jose Shuttle Batangas-San Jose (13 hours) San Jose-Batangas(13 hours) ・Batangas-Abra de Ilog Shuttle Batangas-Abra de Ilog(2 hours) Abra de Ilog-Batangas (2 hours) Daily (6 sailings/day)
Super Shuttle Ferry VII Super Shuttle Ferry IX	Pax/Cargo Pax/Cargo	730 190	1973 1971	340 300	- -	Mandaue-Punta Shuttle Mandaue-Punta (6 hours) Punta-Mandaue (6 hours) 4 sailings/week

c) Basilio Juguilon, Sr.

Table 30 Basilio Fleet

Name	Type	GRT	Year Built	Pax	Validity	Service Route
MBCA Diorenda	Pax/Cargo	14	1993	50	-	Liloan-Sibulan (0.30 hour) Sibulan-Liloan(0.30 hour)

d) Bienvenido Angot

Table 31 Bienvenido Fleet

Name	Type	GRT	Year Built	Pax	Validity	Serving Route
MBCA Prima II	Pax/Cargo	25	1994	81	2010	Tambisan-Dumaguete (1.30 h) Dumaguete-Tambisan (1.30 h)

e) Candida L. Miparanum

Table 32 Candida Fleet

Name	Type	GRT	Year Built	Pax	Validity	Service Route
MBCA Jeffrey	Pax/Cargo	13	1996	56	-	Liloan-Sibulan (0.30 hour)
MBCA Jeffrey I	Pax/Cargo	5	1989	42	-	Sibulan-Liloan (0.30 hour)
MBCA Jeffery II	Pax/Cargo	15	1998	50	-	
MBCA San Antonio	Pax/Cargo	9	1985	42	-	Daily (8 sailings/day)
MBCA Flying Fish	Pax/Cargo	4	1988	-	-	
MBCA Jethel I	Pax/Cargo	15	2001	80	-	
MBCA Jehtel II	Pax/Cargo	19	1985	-	-	

f) Carlos A. Gothong Lines, INC.

Table 33 Carlos Fleet

Name	Type	GRT	Year Built	Pax	Validity	Service Route
Butuan Bay 1	Pax/Cargo	3,872	1981	1,228	-	・Manila-Mandaue-Nasipit Manila (7 days/round)
Ozamis Bay 1	Pax/Cargo	15,771	1973	1,064	-	
Manila Bay 1	Pax/Cargo	15,439	1975	994	-	・Manila-Cagayan-Manila-Mandaue-Cagayan-Manila (5 days/round)
Subic Bay 1	Pax/Cargo				-	・Mandaue-Ozamis-Iligan-Ozamis (3 days/round) ・Mandaue-Nasipit-Jagna-Nasipit-Mandaue (5 days/round) ・Manila-Mandaue-Cagayan-Jagna-Cagayan-Mandaue-Cagayan-Jagna-Cagayan-Mandaue (8 days/round) ・Mandaue-Cagayan-Manila-Mandaue-Cagayan-Mandaue-Manila (8 days/round) ・Mandaue-Cagayan-Manila-Mandaue-Cagayan-Mandaue-Manila (8 days/round) ・Mandaue-Manila Shuttle (one way 8 hours)

g) Casiano Obligado

Table 34 Casiano Fleet

Name	Type	GRT	Year Built	Pax	Validity	Service Routes
MBCA Lolita Conception I	Pax/Cargo	120	1999	120	-	・Pres.Garcia-Mandaue Shuttle (one way 3 hours)
MBCA Lolita Conception II	Pax/Cargo	15	1995	69	-	
MBCA Lolita Conception III	Passenger	33	2005	183	-	・Ubay-Bato Shuttle (one way 2 ours) ・Pres. Garcia-Ubay-Bato (one round 5 hours) ・Pres.Garcia-Ubay-Cebu (one round 5 hours)

h) Cebu Trident Navigation, INC.

Table 35 Cebu Trident Fleet

Name	Type	GRT	Year Built	Pax	Validity	Service Routes
LCT Merlivic I	Pax/Cargo	215	1967	50	-	・Hagnaya-Sta Fe Shuttle
Merlivic Three	Pax/Cargo	198	1975	200	-	(one way 2 hours)
Fast Craft Anzar -I	Pax/Ferry	42	1979	67	-	Daily (7 shuttles/day)
Fast Craft Anzar-II	Pax/Ferry	49	1978	92	-	・Cebu-Poro (4 hours)
Fast Craft Anzar-III	Pax/Ferry	64	1979	-	-	Poro-Cebu (4 hours)
Fast Craft Anzas-V	Pax/Ferry	51	1980	84	2020	Daily (one sailing)
						・San Carlos-Toredo Shuttle
						San Carlos-Toredo (0.30 h)
						Daily (12 sailings/day)
						Toredo-San Carlos(0.30 h)
						Daily (12 sailings/day)

i) Cokaliong Shipping Lines, INC.

Table 36 Cokaliong Fleet

Name	Type	GRT	Year Built	Pax	Validity	Service Routes
Filipinas Dapitan	Pax/Cargo	1,056	1971	662	2030	・Cebu-Dumaguete-Dapitan-
Filipinas Dinagat	Pax/Cargo	1,173	1972	458	2030	Dumaguete-Cebu
Filipinas Dumaguete	Pax/Cargo	638	1970	422	2030	Cebu-Dumaguete (6 hours)
Filipinas Iloilo	Pax/Cargo	2,772	1979	662	2030	Dumaguete-Dapitan (4 hours)
Filipinas Maasin	Pax/Cargo	2,661	1980	702	2030	Dapitan-Dumaguete (4 hours)
Filipinas Surigao	Pax/Cargo	510	1979	322	2030	Dumaguete-Cebu (6 hours)
						Average 2 sailings/week
						・
						Cebu-Iloilo-Cebu-Tagbilaran-Cebu
						(one round 4 days)
						・Cebu-Maasin-Cebu-Surigao-
						Maasin-Cebu-Surigao-Cebu
						(one round 8 days)
						・Cebu-Dumaguete-Dapitan-
						Dumaguete-Dapitan-Sindangan-
						Dapitan-Cebu
						(one round 6 days)
						・Cebu-Maasin-Cebu-Maasin-
						Surigao-Maasin-Cebu-Maasin-
						Surigao-Maasin-Cebu-Surigao-
						Cebu
						(one round 8 days)
						・Cebu-Larena-Dumaguete-
						Cebu-Tagbilaran-Cebu
						(one round 6 days)

j) Dimc Shipping INC.

Table 37 Dimc Shipping Fleet

Name	Type	GRT	Year Built	Pax	Validity	Service Route
Delta I	Pax Ferry	38	1988	98	2030	Dumaguete-Siquijor Shuttle
Delta Car Ferry	Pax Ferry	70	1975	84	2030	(one way 0.30 hour)
						Daily (8 sailings/day, from
						each side)

k) E. B. Anzar Shipping Corporation

Table 38 E. B. Anzar Fleet

Name	Type	GRT	Year Built	Pax	Validity	Service Route
Melrivic Two	Pax/Cargo	234	1975	248	2030	Danao-Isabel Shuttle (one way 3 hours) Daily (2 sailings/day, from each side)
Melrivic Seven	Pax/Cargo	359	1997	317	2030	Escalante-Tabuelan Shuttle (one way 1.30 hour) Daily (3 sailings/day from Each side)
Melrivic Ten	Pax/Cargo	280	1982	195	2030	Cebu-Poro-Isabel Triangle (one round 12 hours) Daily (1 sailing/day)
Melrivic Nine	Pax/Cargo	223	1979	274	2030	San Carlos-Toledo Shuttle (one way 1.10 hour) Daily (3 sailings/day from each side)

l) (12) Eduardo M. Buante

Table 39 Eduardo Fleet

Name	Type	GRT	Year Built	Pax	Validity	Service Route
MBCA Mirasol -A	Pax/Cargo	10	1997	75	2010	San Ishidoro-Maya-Villaba-Bogo-Villaba-San Ishidoro Daily (1 sailing/day)

m) Ernesto T. Socobos

Table 40 Ernesto Fleet

Name	Type	GRT	Year Built	Pax	Validity	Service Route
MBCA Clemer II	Pax/Cargo	12	1994	40	2010	Gefate-Bohol Shuttle
MBCA Clemer III	Pax/Cargo	14	2003	48	2010	(one way 2 hours) Daily (4 sailing/day from each side)

n) FJP Lines, INC.

Table 41 FJP Fleet

Name	Type	GRT	Year Built	Pax	Validity	Service Route
Don Martin SR. 8	Pax/Cargo	669	1976	518	2030	・Cebu-Tagbilaran-Larena-Plaridel-Larena-Tagbilaran-Cebu (one round 7 days) ・Cebu-Larena-Dumaguete-Larena-Cebu (one round 8 days) ・Cebu-Camotes-Cebu-Santa Fe-Cebu-Catbalogan-Cebu (one round 8 days)
Don Martin SR. 6	Pax/Cargo	500	1980	410	2030	
Bantayan	Pax/Cargo	489	1973	230	2030	
Calbayog	Pax/Cargo	830	1970	543	2030	

o) Gabisan Shipping Lines, INC.

Table 42 Gabisan Fleet

Name	Type	GRT	Year Built	Pax	Validity	Service Route
Gloria Two	Pax/Cargo	249	1993	386	2030	Hirongas-Cebu (5.30 hours)
Gloria Three	Pax/Cargo	250	1995	440	2030	Cebu-Bato (5.30 hours)
Gloria - G	Pax/Cargo	61	2000	161	2030	Bato-Ubay (2.30 hours) Ubay-Cebu (2.30 hours)

p) George and Peter Lines, INC.

Table 43 George Fleet

Name	Type	GRT	Year Built	Pax	Validity	Service Route
Georich Zamboanga Ferry GP Ferry I	Pax/Cargo Pax/Cargo Pax/Cargo	694 852 1,110	1961 1974 1973	553 704 828	2030 2030 2030	・Cebu-Dapitan-Dumaguete-Cebu-Demaguete-Dapitan-Dumaguete-Cebu-Dumaguete-Dapitan-Dumaguete-Cebu (One round 7 days) ・Cebu-Dumaguete-Dapitan-Zamboanga-Dumaguete-Cebu-Dumaguete-Dapitan-Dumaguete-Cebu-Dumaguete-Dapitan-Dumaguete-Cebu (One round 8 days) ・Dumaguete-Dapitan-Dumaguete-Cebu-Dumaguete-Dapitan-Dumaguete-Cebu-Iligan-Lazi-Iligan-Cebu-Dumaguete (One round 8 days)

q) Gorgonia E. Gonzales

Table 44 Gorgonia Fleet

Name	Type	GRT	Year Built	Pax	Validity	Service Route
Ave Maria 3	Pax/Cargo	33	1992	170	2010	Danao-Puertobello-Poro-Puertobello

r) German T. Palapar

Table 45 German T. Palapar Fleet

Name	Type	GRT	Year Built	Pax	Validity	Service Route
San Pedro de Loboc River Cruise	Passenger	8	1995	30	2010	No schedule submitted
San Pedro de Loboc-2	Passenger	1	2004	6	2010	
San Pedro de Loboc-3	Passenger	1	2005	8	2010	

s) Gerry S. Sumagano

Table 46 Gerry Fleet

Name	Type	GRT	Year Built	Pax	Validity	Service Route
MBCA Jaylann MBCA Jaylann 2	Pax/Cargo Pax/Cargo	23 91	1999 2003	102 239	2010 2010	Siguijor-Dumaguete Jaylann (1.30 hour) Jaylann 2 (1.10 hour) Dumaguete-Siguijor Jaylann (1.30 hour) Jaylann 2 (1.10 hour)

t) Gliser M. Omolon

Table 47 Gliser Fleet

Name	Type	GRT	Year Built	Pax	Validity	Service Route
MBCA Eagle Express-V	Passenger	15	2002	76	2010	Pres. Garcia-Mandaue Shuttle (one way 3 hours) 4 sailings/week from each side
MBCA Eagle Express 2	Passenger	12	1988	73	2010	----------do---------- Daily sailing at 8am from each side

u) Island Shipping Incorporated (ISI)

Table 48 Island Shipping Fleet

Name	Type	GRT	Year Built	Pax	Validity	Service Route
Island Express II	Pax/Cargo	183	1994	354	2030	・Bantayan-Cadiz Shuttle (one way 3 hours, every day sailing at 11:30 from each side) Daily one sailing ・Santa Fe-Hagnaya Shuttle (one way 0.55 hour) Daily (6 sailings from each side) ・Talibon-Cebu Shuttle (one way 3.30 hour) Daily one sailing, from Talibon to Cebu at 8am, and from Cebu to Talibon at 8 pm ・Santa Fe-Hagnaya Shuttle 2 (one way 1 hour) Daily (10 sailings from each side) ・Cebu-Tubigon Shuttle (one way 2 hours) Daily (4 sailings from each side)
Island Express III	Pax/Cargo	193	1979	361	2030	
Island Express V	Pax/Cargo	219	1976	412	2030	
Super Is. Express	Pax/Cargo	132	1972	216	2030	
Super Is. Express II	Pax/Cargo	170	1972	388	2030	
Island RORO I	Pax/Cargo	197	1978	317	2030	
Island RORO II	Pax/Cargo	199	1978	381	2030	
Is. Service Boat I	Passenger	14	1999	43	2030	
Is. Service Boat III	Passenger	14	2002	60	2030	
Is. Service Boat V	Passenger	15	2003	72	2030	

v) Jadestar Shipping Lines, INC.

Table 49 Jadestar Fleet

Name	Type	GRT	Year Built	Pax	Validity	Service Route
Jadestar	Pax/Cargo	215	1977	484	2030	・Cebu-Tubigon Shuttle (one way 2 hours) Daily (9 sailings from Cebu, 8 sailings from Tubigon)
Jadestar Tres	Pax/Cargo	172	1984	512	2030	
Jadestar Seis	Pax/Cargo	225	1982	502	2030	
Jadestar Nueve	Pax/Cargo	227	1974	740	2030	
Jadestar Doce	Pax/Cargo	552	1972	1,078	2030	

w) Jeffrey Miparanum

Table 50 Jeffrey Fleet

Name	Type	GRT	Year Built	Pax	Validity	Serving Route
MBCA Jemm	Pax/Cargo	8	1999	34	2010	Liloan-Sibulan Shuttle (one way 20 minutes) Daily (starting 5 am from Liloan, 6 am from Sibuan)

x) Kinswell Shipping Lines, INC.

Table 51 Kinswell Fleet

Name	Type	GRT	Year Built	Pax	Validity	Service Route
Kinswell	Pax/Cargo	243	2002	500	2009	Cebu-Bato (3.30 hours) Cebu-Tubigon (1.20 hours) Cebu-Tagbilaran (2.30 hours) Daily
Kinswell II	Pax/Cargo	293	2004	483	2009	

y) Lapu-Lapu Shipping Lines, INC.

Table 52 Lapu-Lapu Fleet

Name	Type	GRT	Year Built	Pax	Validity	Service Route
Lapu Lapu 1	Pax/Cargo	249	2002	509	2020	･Cebu-Cataingan Shuttle Cebu-Cataingan (10 hours) Cataingan-Cebu (10 hours) Daily (one sailing)
Honey	Pax/Cargo	96	1990	217	2020	･Cebu-Villaba Shuttle Cebu-Villaba (8 hours) Villaba-Cebu (8 hours) Daily (one sailing)
Rosalia 3	Pax/Cargo	228	1996	404	2020	･Cebu-Hilongos Shuttle Cebu-Hilongos (5 hours) Hilongos-Cebu (5 hours)

z) Lite Shipping Corporation

Table 53 Lite Shipping Fleet

Name	Type	GRT	Year Built	Pax	Validity	Service Route
Sr. San Jose de Tagbilaran	Pax/Cargo	619	1972	464	2030	Cebu-Ormoc (6 hours) Omroc-Cebu (6 hours)
San Ramon de Bohol	Pax/Cargo	493	1972	495	2030	Cebu-Tagbilaran (4.30 hours) Tagbilaran-Cebu (4.30 hours)
Our Lady of Barangay - 1	Pax/Cargo	237	1983	260	2030	Daily 1 sailing from Cebu for each port

æ) Matilde J. Baat

Table 54 Matilde Fleet

Name	Type	GRT	Year Built	Pax	Validity	Service Route
MBCA Joy Dexton	Pax/Cargo	14	1990	60	2010	･Liloan-Sibulan Shuttle Liloan-Sibulan (0.30 hour)
MBCA Marylou	Pax/Cargo	15	2001	95	2010	Sibulan-Liloan (0.30 hour) Daily (6 sailings from each side)

ø) Max O. Baat

Table 55 Max O. Bar Fleet

Name	Type	GRT	Year Built	Pax	Validity	Service Route
MBCA Virgen de Gracia	Pax/Cargo	3	1985	30	2010	･Liloan-Sibulan Shuttle Liloan-Sibulan (0.30 hour)
MBCA Virgen de Gracia 2	Pax/Cargo	10	2000	40	2010	Sibulan-Liloan (0.30 hour) Daily (2 sailings from each side)

å) Maypalad Shipping Corporation

Table 56 Maypalad Fleet

Name	Type	GRT	Year Built	Pax	Validity	Service Route
MBCA						･Cebu-Tacloban Shuttle
Leyte Star	Pax/Cargo	358	1973	475	2030	Cebu-Tacloban (6 hours)
Cebu Star	Pax/Cargo	654	1978	366	2030	Tacloban-Cebu (6 hours)
Samar Star	Pax/Cargo	233	1968	280	2030	Tue/Thur/Sat sailing from Cebu
Guiuan	Pax/Cargo	153	1967	205	2030	Wen/Fri/San sailing from Tacloban
						･Cebu-Tubod Shuttle
						Cebu-Tubod (15.30 hours)
						Tubod-Cebu (14.30 hours)
						･Cebu-Liloan-Cabalian Triangle Service
						Cebu-Liloan (8 hours)
						Liloan-Cabalian (2 hours)
						Cabalian-Liloan (2 hours)
						2 sailings/week from Cebu
						3 sailings/week from Liloan
						2 sailings/week from Cabalian
						･Cebu-Cantilan-Cebu-Palompon-Cebu-Palompon
						Cantilan-Cebu (4 hours)
						Cebu-Palompon (4 hours)
						Palompon-Cebu (4 hours)
						Wed/Fri/Sun sailings from Cebu
						Thur/Sat sailings from Palompon

dd) Millenium Shipping Company, INC

Table 57 Millenium Fleet

Name	Type	GRT	Year Built	Pax	Validity	Service Route
Millenium Uno	Pax/Cargo	440	1964	198	2030	Liloan-Lipata Shuttle
Lakabayan Uno	Pax/Cargo	222	1973	-	2030	Liloan-Lipata (3 hours)
						Lipata-Liloan (3.30 hours)
						Daily one sailing

ee) Neria T. Saranillo

Table 58 Neria Fleet

Name	Type	GRT	Year Built	Pax	Validity	Service Route
MBCA Supercarp 5	Passenger	1	1998	5	2010	No schedule submitted
MBCA Supercarp 7	Passenger	1	1998	5	2010	

ff) Par Transport Development Corporation

Table 59 Par Transport Fleet

Name	Type	GRT	Year Built	Pax	Validity	Service Route
Leonor III	Pax/Cargo	92	1971	236	2015	Tangil-Guihulngan Shuttle
Leonor II	Pax/Cargo	85	1995	318	2015	Tangil-Guihulngan (2 hours)
						Guihulngan-Tangil (1.30 hours)
						Daily (3 sailings from each side)

gg) Patricio V. Evalarosa

Table 60Table 3-5-33 Patricio Fleet

Name	Type	GRT	Year Built	Pax	Validity	Service Route
MBCA Rhey John	Pax/Cargo	10	2002	21	2010	Bonbonon-Ubay (1 hour) Ubay-Bonbonon (1 hour) Ubay-Maasin (2.30 hours) Maasin-Ubay (2.30 hours) 4 sailings/week from Ubay 2 sailings from Bonbonon 2 sailings from Maasin

hh) Raymund G. Cal

Table 61 Raymund Fleet

Name	Type	GRT	Year Built	Pax	Validity	Service Route
Loboc River Cruise						
Floating II	Passenger	6	1998		2010	
Floating III	Passenger	7	1997		2010	No schedule submitted
Floating IV	Passenger	8	1998		2010	
Floating V	Passenger	11	2002		2010	
Floating VI	Passenger	11	2002		2010	

ii) Reza G. Borlasa

Table 62 Reza Fleet

Name	Type	GRT	Year Built	Pax	Validity	Service Route
MBCA Ave Maria-A	Pax/Cargo	35	2002	200	2010	Poro-Mandaue Shuttle Poro-Mandaue (3 hours) Mandaue-Poro (3 hours) Daily one sailing from each side

jj) Roble Shipping Incorporation

Table 63 Roble Shipping Fleet

Name	Type	GRT	Year Built	Pax	Validity	Service Route
Heaven Star	Pax/Cargo	1,598	1971	98	2030	Cebu-Hilongos Shuttle
Omroc Star	Pax/Cargo	248	1971	454	2030	Cebu-Hilongos (4.30 hours) Hilongos-Cebu (3.30 hours) Daily one sailing from each side

kk) Roly Shipping Incorporation

Table 64 Roly Shipping Fleet

Name	Type	GRT	Year Built	Pax	Validity	Service Route
Mega Asiana	Pax/Cargo	171	1999	616	2030	・Cebu-Tubigon Shuttle
Tubigon Ferry	Pax/Cargo	207	1958	632	2030	Cebu-Tubigon (2 hours)
Tagbilaran Ferry	Pax/Cargo	258	1971	408	2030	Tubigon-Cebu(2 hours)
Roly 2	Pax/Cargo	188	1991	231	2030	Daily (3 sailings/day from each side)

ll) Sandra V. Esugan

Table 65 Sandra Fleet

Name	Type	GRT	Year Built	Pax	Validity	Service Route
MBCA Sandra I	Pax/Cargo	13	2004	26	2010	Logon-Maya Shuttle Daily (one round 1 hour)

mm) Saturino Pamalaran

Table 66 Saturino Fleet

Name	Type	GRT	Year Built	Pax	Validity	Service Route
MBCA Saquarius Explorer	Pax/Cargo	33	2002	87	2010	Ubay-C.P. Garcia –Bato Triangle Service Ubay-C.P.Garcia (0.30 hour) C.P.Garcia-Bato (1.30 hours) Bato-C.P.Garcia (1.30 hours) Daily (one round)

nn) Sofronio P. Baat

Table 67 Sofronio Fleet

Name	Type	GRT	Year Built	Pax	Validity	Service Route
MBCA Annaverpaul	Pax/Cargo	9	1986	38	2010	・Liloan-Sibulan Shuttle Liloan-Sibulan (0.30 hour) Sibulan-Liloan (0.30 hour) Daily (3 sailings/day from each side)

oo) Southern Pacific Transport Corporation

Table 68 Southern Pacific Fleet

Name	Type	GRT	Year Built	Pax	Validity	Service Route
South Pacific	Pax/Cargo	231	1975	212	2030	・Cebu-Bato Shuttle
Fiji	Pax/Cargo	190	1982	204	2030	Cebu-Bato (7 hours) Bato-Cebu (7 hours) Daily (2 sailings/day from each side)

pp) Sunline Shipping Corporation

Table 69 Sunline Fleet

Name	Type	GRT	Year Built	Pax	Validity	Service Route
LCT St. Mark	Pax/Cargo	243	1964	112	2020	・Taloot-Catabacan Shuttle Taloot-Catabacan (1.45 hour) Catabacan-Taloot (1.45 hour) Daily (3 sailings from each side)

qq) Trans-Asia Shipping Lines INC.

Table 70 Trans Asia Fleet

Name	Type	GRT	Year Built	Pax	Validity	Service Route
Asia Brunei	Pax/Cargo	1,090	1969	348	2030	・Cebu-Cagayan de Oro Shuttle Cebu-Cagayan (10.30 hours) Cagayan-Cebu (10.30 hpours)
Asia China	Pax/Cargo	3,992	1972	1,192	2030	
Asia Hongkong	Pax/Cargo	2,093	1971	740	2030	・Cebu-Iloilo Shuttle Cebu-Iloilo (15 hours) Iloilo-Cebu (15 hours) Every other day 1 sailing from each side
Asia Indonesia	Pax/Cargo	1,147	1970	345	2030	
Asia Japan	Pax/Cargo	1,030	1973	450	2030	・Cebu-Iloilo Shuttle 2 Cebu-Iloilo (3 days 13 hours) Iloilo-Cebu (3 days 13 hours) Every other day 1 sailing from each side)
Asia Malaysia	Pax/Cargo	2,431	1974	571	2030	
Asia Philiooine	Pax/Cargo	1,053	1975	553	2030	
Trans Asia	Pax/Cargo	3,797	1972	994	2030	・Cebu-Culasi Shuttle Cebu-Culasi (2 hour) Culasi-Cebu (2 hour)
Trans Asia II	Pax/Cargo	1,451	1977	655	2030	
						・Cebu-Masbate Shuttle Cebu-Masbate (0.30 hour) Masbate-Cebu 0.30 hour) ・Cebu-Tagbilaran Shuttle

						Cebu-Tagbilaran (5 hours) Tagbilaran-Cebu (5 hours) ・Cebu-Tacloban Shuttle ・Tagbilaran-Cagayan Shuttle Tagbilaran-Cagayan (12 hours) Cagayan-Tagbilaran (12 hours) 3 sailings/week from each side ・Cebu-Magino-o Shuttle Cebu-Magino-o (11 hours) Magino-o-Cebu (11 hours) 3 sailings/week from each side ・Cebu-Ozamis Shuttle Cebu-Ozamis (12 hours) Ozamis-Cebu (12 hours) 2 sailings/week from each side ・Cebu-Cagayan de Oro Shuttle Cebu-Cagayan de Oro (10.30 hours) Cagayan de Oro-Cebu (10.30 hours) 2 sailings/week from each side

rr) Victoriana Cuysona

Table 71 Victoriana Fleet

Name	Type	GRT	Year Built	Pax	Validity	Service Route
MBCA Bobong-A	Pax/Cargo	5	1991	32	2010	・Poblacion-Ubay Shuttle Piblacion-Ubay (1 hour) Ubay-Poblacion (1 hour) 2 sailings/day from each side

ss) Sunline Shipping Corporation

Table 72 Sunline Shipping Fleet

Name	Type	GRT	Year Built	Pax	Validity	Service Route
Santiago de Bohol	Pax/Cargo	250	1969	372	2020	・Cebu-Tubigon Shuttle Cebu-Tubigon (2.30 hour) Tubigon-Cebu (2.30 hour) Daily (2 sailings from each side)

tt) Region VII Summary

Table 73 Ship Summary Sheet

No. of Ships	Types	GRT (ton)	Year Built	Passenger Capacity	Validity	Service Routes
130	Passengrer/ Cargo x 108	Less than 100 tons x 52	1958 x 1	Less than 100 x 47	-	100
	Passenger x 16	100～300 x 38	1960s x 7	100～500 x 58		
	Passenger Ferry x 6	300～600 x 14	1970s x 57	500～1000 x 21		
		600～1,000 x 7	1980s x 17	1000～1300 x 4		
		over 1,000 x 19	1990s x 28			
			2000s x 20			

Table 74 Service Route Summary Sheet

Line	No. of Routes	Average Voyage Hours	Comencement Ports
Asian Maritime	4	6 hours x 4 13 hours x 2 2 hours x 2	Iligan----------1 Lazi----------1 Batangas----------1 San Jose----------1 Mandaue----------1 Punta----------1
Candial	1	0.30 hour x 1	Liloan----------1 Sibulan----------1
Carlos	8	7 days/round x 1 5 days/round x 2 3 days/round x 1 8 days/round x 4	Manila----------4 Mandaue----------4 Nasipi----------1
Casiano	3	3 hours x 1 2 hours x 1 5 hours x 1	Pres. Garcia----------2 Mandue----------1 Ubay----------3 Bato----------3
Cebu Trident	3	2 hours x 1 4 hours x 1 0.30 hours x 2	Hagnay----------1 Sta Fe----------1 Cebu----------1 Poro----------1 San Carlos----------2 Toledo----------2
Cokaliong	6	1 day/round x 1 4 days/round x 1 8 days/round x 2 6 days/round x 2	Cebu----------5
E.B.Anzar	4	6 hours/round x 1 3 hours/round x 1 12 hours/round x 1 2.20 hours x 1	Danao----------1 Isabel----------2 Escante----------1 Tabuelan----------1 Cebu----------1 San Carlos----------1 Toledo----------1
FJP Lines	3	7 days/round x 1 8 days/round x 2	Cebu----------3
George and Peter	3	7 days/round x 1 8 dyas/round x 2	Cebu----------2 Dumaguete----------1
Gerry S. Sumagano	2	4.40 hours/round x 1	Siguijor----------1 Demaguete----------1
Island Shipping	5	6 hours/round x 1 2 hours/round x 1 7 hours/round x 1 2 hours/round x 1 4 hours/round x 1	Bantayan----------1 Cadiz----------1 Santa Fe----------2 Hagnaya----------2 Talibon----------1 Cebu----------2 Tubigon----------1
Jadestar	1	2 hours/round x 1	Cebu----------1 Tubigon----------1
Kinswell Shipping	3	3.30 hours x 1 1.20 hours x 1 2.30 hours x 1	Cebu----------3
Lapu Lapu Shipping	3	20 hours/round x 1 16 hours/round x 1 10 hours/round x 1	Cebu----------3 Cataingan----------1 Vilaba----------1 Hilongos----------1
Lite Shipping	1	12 hours/round x 1 9 hours/round x 1	Cebu----------2 Ormoc----------1

			Tagbilaran----------1
Maypalad Shipping	4	12 hours/round x 3 30 hours/round x 1	Cebu----------4 Tacloban----------1 Tubod----------1 Palompon----------1
Millenium Shipping	1	6 hours/round x 1	Liloan----------1 Lipta----------1
Par Transport	1	5 hours/round x 1	Tangil----------1 Guihulngan----------1
Roble Shipping	1	5 hours/round x 1	Cebu----------1 Hilongos----------1
Roly Shipping	1	4 hours/round x 1	Cebu----------1 Tugibon----------1
Southern Pacific	1	14 hours/round x 1	Cebu----------1 Bato----------1
Sunline Shipping	1	3.30 hours/round x 1	Tallot----------1 Catabacan----------1
Trans-Asia	11	21 hours/round x 1 30 hours/round x 1 7 days/round x 1 4 hours/round x 1 1 hour/round x 1 10 hours/round x 1 24 hours/round x 2 22 hours/round x 3	Cebu----------10 Tagbilaran----------2 Cgayan de Oro--------2 Iloilo----------2 Culasi----------1 Masbate----------1 Magino----------1 Ozamis----------1
Other small lines	29	3.20 hours x 1 3 hours x 4 2.30 hours x 3 2 hours x 4 1.30 hours x 3 1.20 hours x 1 1.10 hours x 1 1 hour x 3 0.30 hour x 8 0.20 hour x 1	Dumagete----------3 Sulong-on----------1 Liloan----------5 Sibulan----------5 Tambisan----------1 Siquijor----------1 San Ishidoro----------1 Gefate----------1 Bohol----------1 Danao----------1 Puertobello----------1 Pres. Garcia----------3 Mandaue----------2 Bonbonon----------1 Ubay----------4 Massin----------1 Poro----------1 Logon----------1 Maya----------1 Bato----------1 Poblacion----------1
Total 41	100	More than 1 day/round x 27 10 hours ~16 hours/round x 5 Less than 10 hours/round x 19 Less than 10 hours/one-way x 49	Cebu----------39(39%) Mandaue--------- 8 (8%) Ubay----------7 (7%) Liloan----------5 (5%) Sibuan----------5 (5%) Damaguete-------5 (5%) Pres. Garcia------5 (5%) Bato----------5 (5%) Hagnaya----------3 (3%) Poro----------2 (2%) Tugibon---------- 2 (2%) Cagayan de Oro-2 (2%) Others----------12 (12%)

5) Region-VIII (Tacloban Maritime Regional Office : TMRO)

Table 75 Details of Shipping Lines of Region VIII

Company (Line)	Ship's Name	Type	GRT	Year Built	Pax	Service Route
Amanda L. Arabejo Lines	Voyager Voyager II	Passenger Passenger	4 4	2001 2003	28 30	Amandayehan-Tacloban
Antonio Mahinay Sr.	MBCA Tonielou-A	Passenger	8	2001	25	Buenavista-Takot-Sto Nino-Takot
Araceli A. Fabilane	Dulce	Passenger	22	1994	50	Vilareal-Catbalogan
Brendo C. Prudenciado	MBCA JRB-2	Passenger	12	2003	32	Almagro-Calbayong
Dominador S. Ompad, Sr.	O-Shalum	Passenger	8	2002	24	Baquiw-Matoloto-Guimbarocon
Edgardo A. Ruiz	Jayson Sea Express	Passenger	8	2003	50	Calbian-Naval
Elena Z. Dagotodot	Silaw	Passenger	3	1998	21	Caruyucan-Naval
Erlinda A. Orale	Norce	Passenger	6	2004	20	San Sebastian-Catbalogan
Eulalia S. Palagan	MBCA Two Sisters Angelita	Passenger	3	2004	28	San Antonio-Tacloban
Felix R. Ruiz	Ronnie 2A	Passenger	6	2002	36	Calubian-Naval
Imelda O. Reyes	Diann-Mervin	Passenger	10	2002	40	Sto. Nino-Calbayong
Ireneo S. Cabalhin, Jr.	Jejet	Passenger	9	2002	31	Mabini-Naval
Islander Multi-Purpose Co.	Icco	Passenger	12	1995	72	Limasawa-Padre Burgos
Jaime M. Mapula	Marina	Passenger	17	2003	80	San Isidro-Villaba-Bogo
Jose M. Malana	Jecela	Passenger	9	2000	80	Danao-Bato-Canduhaw-Maripipi-Naval-Maripipi-
Lucio I. Oraza	Jimboy Two	Passenger	5	2001	20	Matagok-Naval-Matagok-Villanueba-Naval
Marianito C. Taboy, Sr.	Lilibeth	Passenger	-	2003	80	San Andres-Guintaracan
Minerva Ramirez	Marjorie Nadine	Passenger	16	2003	44	Sto. Nino-Calbayog
Nilo L. Dagta	MBCA Lucky Mae 2	Passenger	4	2004	70	No schedule submitted
Olympio Y. Papiona	Benita	Passenger	11	1996	50	Talalora-Tatabunan-Navatas Daco-Navatas Guti-Tacloban
Pedro Felizarta	Emelia-1A	Passenger	10	1995	28	Hingatungan-Bagacay-Ki kilo
Rolyn Mar Ferry Services/ Romeo P. Romo	Rolyn Mar Camotes	Passenger Passenger	31 26	2001 2003	165 100	Ormoc-Pilar-Tudela-Puertobello-Kawit-Pilar-Ormoc-
San Antonio Multi Purpose Cooperative (SAMPC)	MBCA SAMPC-1 SAMPC-3 SAMPC-A SAMPC-4	Passenger Passenger Passenger Passenger	3 3 4 3	1999 1999 2004 2001	28 25 42 32	San Antonio-Tacloban
Total 23	28 ships	Passenger	4.3 ton	1990s x 7 2000s x 21	48 pax	----- various ----------

6) Region-IX (Zamboanga Maritime Regional Office : ZMRO)

a) Aleson Shipping Lines, INC.

Table 76 Aleson Fleet

Name	Type	GRT	Year Built	Pax	Validity	Service Route
Danica Joy-2	Pax/Cargo	999	1982	636	-	・Zanbonga-Jolo-Zamboanga-Pagadian Zamboanga-Jolo (8 hours)
Nikel Princely	Pax/Cargo	495	1979	400	-	Joro-Zamboanga (7 hours) Zamboanga-Pagadian (11 hours) 10 sailings/week from each side
Naveen	Pax/Cargo	236	1975	218	-	・Zamboanga-Lamitan-Basilan-Zamboanga Zamboanga-Lamitan (1.15 hour) Zamboanga-Lamitan (1.15 hour) Daily one sailing from each side
Kristel Jane-3	Passenger	495	1983	512	-	Zamboanga-Jolo Shuttle Zamboanga-Jolo (8 hours) Jolo-Zamboanga (7 hours) 6 sailings/week from each side
Danica Joy	Pax/Cargo	493	1972	368	-	・Zamboanga-Pagadian-Zamboanga-Mapun-Zamboanga-Jolo Zamboanga-Pagadian (12 hours) Pagadian-Zamboanga (12 hours) Zamboanga-Mapun (20 hours) Mapun-Zamboanga (20 hours) Zamboanga-Jolo (8 hours) Fixed day service from each port
Magnolia Flagrance	Pax/Cargo	231	1978	275	-	・Zamboanga-Jolo-Siasi-Bongao-Sitangkai- Bongao-Siasi-Joro Zamboanga-Jolo (10 hours) Jolo-Siasi (4 hours) Siasi-Bongao (9 hours) Bongao-Sitangkai (4 hours) Sitangkai-Bongao (4 hours) Bongao-Siasi (9 hours) Siasi-Jolo (4 hours) Jolo-Zamboanga (10 hours) One round voyage one week

b) Magnolia Shipping Corporation

Table 77 Magnolia Fleet

Name	Type	GRT	Year Built	Pax	Validity	Service Route
Magnolia	Passenger	81	1967	122	-	・ZZamboanga-Talusan-Sagasa-Talusan-Payao-Zamboanga-Sagasa-Margosatubig-Sagasa Zamboanga-Talusan (7.30 hours) Talusan-Sagasa (0.25 hour) Sagasa-Talusan (0.20 hour) Talusan-Payao (2 hours) Payao-Zamboanga (8 hours) Zamboanga-Talusan (7 hours) One round voyage one week
Magnolia Emerald	Pax/Cargo	100	1993	204	-	・Zamboanga-Subanipa-Zamboanga-Subanipa-Margosatubig-Subanipa Zamboanga-Subanipa (7 hours) Subanipa-Margosatunig (7.30 hours) Margosatunig-Subanioa (7 hours) One round voyage one week

Magnolia Grandiflora	Pax/Cargo	248	1989	400	-	・Zamboanga-Jolo-Siasi-Bongao-Sitangkao-Bongao-Siasi-Jolo Zamboanga-Jolo (10 hours) Jolo-Siasi (4 hours) Siasi-Bongao (10 hours) Bongao-Sitangkai (4 hours) Siasi-Jolo (4 hours) One round voyage 5 days

c) Sampaguita Shipping Corporation

Table 78 Sampaguita Fleet

Name	Type	GRT	Year Built	Pax	Validity	Service Route
Sampaguita Blossom	Passenger	242	1961	293	-	・ Zamboanga-Sirawai-Siocon-Zamboanga Shuttle Zamboanga-Sirawai (7 hours) Sirawai-Siocon (1 hour) Siocon-Sirawasi (1 hour) Sirawasi-Zamboanga (7 hours) One round voyage 3 days 3 sailings/week from Zamboanga
Sampaguita Grandeur	Pax/Cargo	412	1971	488	-	・Zamboanga-Jolo-Siasi-Sitangkai-Bongao-Siasi-Jolo Zamboanga-Jolo (8 hours) Jolo-Siasi (3 hours) Siasi-Bongao (9 hours) Bongao-Sitangkai (4 hours) Sitangkai-Bongao (4 hours) Bongao-Siasi (9 hours) Siasi-Jolo (4 hours) Jolo-Zamboanga (8 hours) One round voyage 1 week Sailing from Zamboanga every Tuesday

d) Ever Lines, INC

Table 79 Ever Lines Fleet

Name	Type	GRT	Year Built	Pax	Validity	Service Route
Ever Queen Emilia	Passenger	249	1966	498	-	・Zamboanga-Malangas-Margosatubig Triangle Service Zamboanga-Malangas (7 hours) Malangas-Margosatubig (1 hour) Daily (one sailing/day)
Ever Queen Sweet	Passenger	98	1964	252	-	・Zamboanga-Subanipa-Margosatubig-Zamboanga Taiangle Service Zamboanga-Subanipa (7 hours) Subanipa-Margosatubig (4 hours) Margosatubig-Subaniap (4 hours) Subanipa-Zamboanga (7 hours) One round voyage 5 days
Ever Queen Asia	Passenger	499	1970	500	-	・Zamboanga-Jolo-Siasi-Bongao-Sibutu-Sitangkai-Bongao-Siasi-Jolo-Zamboanga Zamboanga-Jolo (9 hours) Jolo-Siasi (4 hours) Siasi-Bongao (9 hours) Bongao-Sibutu (2.30 hour) Sibutu-Sitangkai (1 hour) Sitangkai-Bongao (4 hours) Bongao-Siasi (9 hours) Siasi-Jolo (4 hours) Jolo-Zamboanga (9 hours) One round voyage 6 days. Voyage

						starts from Zamboanga every Wednesday
Ever Queen Pacific	Pax/Cargo	500	1970	500	-	・Zamboanga-Jolo-Siasi-Bongao-Sitangkai-Bongao-Siasi-Jolo-Zambonaga Zamboanga-Jolo (9 hours) Jolo-Siasi (4 hours) Siasi-Bongao (9 hours) Bongao-Sitangkai (4 hours) Sitangkai-Bongao (4 hours) Bongao-Siasi (9 hours) Siasi-Jolo (4 hours) Jolo-Zamboanga (9 hours) One round voyage 6 days Voyage starts from Zamboanga every Monday
Ever Queen Transport	Passenger	69	1967	100	-	・Zamboanga-Talusan-Mabuhay-Alicia-Margosatubig Zamboanga-Talusan (7 hours) Talusan-Mabuhay (0.30 hour) Mabuhay-Alicia (1 hour) Alicia-Margosatubig (3 hours) Margosatubig-Alicia (3 hours) Alicia-Mabuhay (0.30 hour) Mabuhay-Talusan (0.30 hour) Talusan-Zamboanga (7 hours) One round voyage 1 week. Voyage starts from Zamboanga every Monday

e) SRN Fast Seacrafts, INC.

Table 80 SRN Fleet

Name	Type	GRT	Year Built	Pax	Validity	Service Route
Weesam Express-3	Passenger Ferry	146	1998	244	-	・Zamboanga-Jolo-Bongao Zamboanga-Jolo (3 hours) Jolo-Bongao (4 hours) Jolo-Zamboanga (3 hours) 2 sailings/week from each port

f) A. Sakaluran Shipping Corporation

Table 81 A. Sakaluran Fleet

Name	Type	GRT	Year Built	Pax	Validity	Service Route
Rizma	Pax/Cargo	297	1989	414	-	・Zamboanga-Jolo-Siasi-Bongao-Sitangkai Zamboanga-Jolo (10 hours) Jolo-Siasi (4 hours) Siasi-Bongao (12 hours) Bongao-Sitangkai (7 hours) Sitangkai-Bongao (7 hours) Bongao-Siasi (12 hours) Siasi-Jolo (8 hours) Jolo-Zamboanga (11 hours) One round voyage 6 days Voyage starts from Zamboanga every Saturday
RS Express	Passenger	204	1999	224	-	・Zamboanga-Isabela Shuttle Zamboanga-Isabela (0.30 hour) Isabela-Zamboanga (0.30 hour) Daily (8 shuttles/day)
Express	Passenger	243	1997	234	-	・Isabela-Zamboanga Shuttle ----------do----------

g) Basilan Lines Shipping, INC.

Table 82 Basilan Lines Feet

Name	Type	GRT	Year Built	Pax	Validity	Service Route
Dona Ramona	Passenger	240	1973	441	-	・Lamitan-Zamboanga Shuttle Lamitan-Zamboanga (1.45 hours) Zamboanga-Lamitan (1.45 hours) Daily Shuttle
Don Julio	Passenger	239	1970	325	-	・Zamboanga-Lamitan Shuttle Zamboanga-Lamitan (1.15 hours) Lamitan-Zamboanga (1.15 hours) Daily Shuttle
Leonora	Passenger	391	1975	500	-	・Isabela-Zamboanga Shuttle Isabela-Zamboanga (1 hour) Zamboanga-Isabela (1 hour) Daily (2 sailings/day from each side)

h) Katrafar Shipping Lines

Table 83 Katrafar Fleet

Name	Type	GRT	Year Built	Pax	Validity	Service Route
Katrina II	Pax/Cargo	98	1996	79	-	・Zamboanga-Jolo Shuttle Zamboanga-Jolo (9 hours) Jolo-Zamboanga (9 hours) Daily except Sunday
Katrina III	Pax/Cargo	145	2002	155	-	・Jolo-Zamboanga Shuttle Jolo-Zamboanga (9 hours) Zamboanga-Jolo (9 hours) Daily except Saturday
Katrafar I	Pax/Cargo	145	2002	155	-	・Siasi-Jolo Shuttle Siasi-Jolo (4 hours) Jolo-Siasi (4 hours) Sunday & Monday only
Katrina V	Pax/Cargo	149	2002	-	-	・Siasi-Jolo Shuttle 2 Siasi-Jolo (4 hours) Jolo-Siasi (4 hours) Saturday & Sunday only

i) Sing Shipping Lines

Table 84 Sing Shipping Fleet

Name	Type	GRT	Year Built	Pax	Validity	Service Route
Jocelyn	Pax/Cargo	168	2000	224	-	・Zamboanga-Jolo Shuttle Zamboanga-Jolo (8 hours) Jolo-Zamboanga (8 hours) 3 voyages/week
KC Beatrice	Passenger	494	1968	500	-	・Zamboanga-Jolo-Bongao-Sitangkai -Bongao-Sitangkai-Jolo-Zanboanga Zamboanga-Jolo (9 hours) Jolo-Bongao (10 hours) Bongao-Sitangkai (4 hours) Sitangkai-Bongao (4 hours) Bongao-Jolo (9 hours) Jolo-Zamboanga (9 hours) 1 voyage/week

j) Notre Dame of Jolo Multi-Purpose COOP.

Table 85 Norte Dame Fleet

Name	Type	GRT	Year Built	Pax	Validity	Service Route
NDJ MP COOP Express III	Passenger	203	1987	-	-	・Zamboanga-Jolo Shuttle Zamboanga-Jolo (7.30 hours) Jolo-Zamboanga (7.30 hours) 3 shuttles/week
Express I	Passenger	97	2000	132	-	Jolo-Zamboanga Shuttle Jolo-Zamboanga (8 hours) Zamboanga-Jolo (8 hours) 3 shuttles/week

k) Hadji Malik Manajil

Table 86 Hadji Fleet

Name	Type	GRT	Year Built	Pax	Validity	Service Route
Karmina	Passenger	161	2004	-	-	Zamboanga-Jolo Shuttle Zamboanga-Jolo (10 hours) Mon. & Thurs Jolo-Zamboanga (10 hours) Tues & Fri

l) WPT Shipping Lines

Table 87 WPT Fleet

Name	Type	GRT	Year Built	Pax	Validity	Service Route
Sugar Diane-E	Passenger	94	1977	80	-	Zamboanga-Mapun-Brooks Point Zamboanga-Mapun (22 hours) Mapun-Brooks Point (10 hours) One sailing/week from Zamboanga

m) Ibnerizam Shipping Lines

Table 88 Ibnerizam Fleet

Name	Type	GRT	Year Built	Pax	Validity	Service Route
Bounty Cruiser	Passenger	245	1956	-	-	Zamboanga-Jolo-Bongao-Jolo-Zamboanga Zamboanga-Jolo (7 hours) Jolo-Bongao (8 hours) Bongao-Jolo (7 hours) Every Monday&Thurs. from Zamboanga

n) Region IX Summary

Table 89 Ships of Region IX

No. Ships	Types	GRT	Year Built	Pax Capacity	Validity	Routes
33	Passenger x 18 Passenger Ferry x 1 Passenger/Cargo x 14	400 ~500 tons x 7 200 ~399 tons x 13 100 ~199 tons x 7 Under 100 tons x 6	1956 x 1 1960s x 6 1970s x 11 1980s x 4 1990s x 5 2000s x 6	400~512 x 11 100 ~399 x 17 under 100 x 5	-	50

Table 90 Service Routes of Region IX

Line	No. of Routes	Average Voyage Hours	Commencement Ports
Aleson Shipping	14	20 hours x 2	Zamboanga---------7
		12 hours x 2	Jolo----------3
		11 hours x 1	Pagadian----------2
		10 hours x 2	Lamitan----------1
		9 hours x 2	Mapun----------1
		8 hours x 3	
		7 hours x 2	
		4 hours x 4	
		3 hours/round x 1	
Magnolia	3	7 days/round x 2	Zamboanga----------2
		5 days/round x 1	Jolo----------1
Sampaguita	2	7 days/round x 1	Zamboanga--------2
		3 days/round x 1	
Ever Lines	5	7 days/round x 1	Zamboanga--------5
		6 days/round x 2	
		5 days/round x 1	
		8 hours x 1	
SRN	1	10 hours/round x 1	Zamboanga---------1
A. Sakaluran	4	6 days/round x 1	Zamboanga---------3
		1 hour/round x 3	Isabella----------1
Basilan	3	3.30 hours/round x 1	Zamboanga---------3
		2.30 hours/round x 1	
		2 hours/round x 1	
Katrafar	2	18 hours/round x 2	Zamboanga---------2
		8 hours/round x 2	Jolo----------4
			Siasi----------2
Sing Shipping	2	16 hours/round x 1	Zamboanga---------2
		2 days/round x 1	Jolo----------2
Norte Dame	1	15 hours/round x 1	Zamboanga---------2
		16 hours/round x 1	Jolo----------2
Hadji	1	20 hours/round x 1	Zamboanga---------1
			Jolo----------1
WPT	1	32 hours/round x 1	Zamboanga----------1
Ibnerizam	1	29 hours/round x 1	Zamboanga----------1
Total	50	5 ～ 7 days/round x 7	Zamboanga------32(64%)
		2 to 3 days/round x 2	Jolo----------13(26%)
		10 ～32 hours/round x 8	Pagadian--------- 2(4%)
		Others x 23	Others---------- 3(6%)

7) Region-X and Caraga (Cagayan de Oro Maritime Regional Office : CDOMRO)

a) Asian Marine Transport Corporation

Table 91 Asian Marine Fleet

Name	Type	GRT	Year Built	Pax	Validity	Service Route
Super Shuttle Ferry 1	Paasenger /RORO	200	1971	270	2020	Benin-Balingoan Shuttle Benin-Balingoan (1 hour)
Super Shuttle Ferry 3	Passenger /RORO	192	1971	350	2020	Balingoan-Benin (1 hour) Daily (6 sailings/day from each side)
Super Shuttle Ferry 10	Passenger /RORO	354	1988	292	2020	Balingoan-Guinsiliban Shuttle Balingoan-Guinsiliban (0.45 hour)
Super Shuttle Ferry 6	Passenger /RORO	135	1978	222	2020	Guinsiliban-Balingoan (0.45 hour) Daily (3 sailings/day from each side)

b) Aska Shipping INC.

Table 92 Aska Shipping Fleet

Name	Type	GRT	Year Built	Pax	Validity	Service Route
Aska Queen	Passenger	78	1982	86	-	Surigao City-Dapa Shuttle Surigao City-Dapa (4.45 hours), Daily

c) Daima Shipping Corporation

Table 93 Daima Shipping Fleet

Name	Type	GRT	Year Built	Pax	Validity	Service Route
Royal Seal	Passenger	320	1988	500	-	・Mucas-Ozamis City Shuttle Daily voyage from 4:00 am to 9:00 pm with 15 minutes interval in rotation basis with other 3 companies vessels.
Royal Dolphin	Passenger	330	1987	351	-	
Swallow - 2	Passenger	204	1974	254	-	
Swallow - 1	Passenger	185	1971	300	-	

d) Philstone Shipping Corporation

Table 94 Philstone Fleet

Name	Type	GRT	Year Built	Pax	Validity	Service Route
Yuhum	Pax/Cargo	196	1978	241	-	Balingoan-Benoni Shuttle Balingoan-Benoni (1 hour) Benoni-Balingoan (1 hour) Daily (2 sailings/day from each side)
Kalinaw	Pax/Cargo	198	1972	294	-	Benoni-Balingoan Shuttle Benoni-Balingoan (1 hour) Balingoan-Benoni (1 hour) Daily (5 sailings/day from each side)
Royal Princess	Pax/Cargo	96	1971	214	-	
Millenium Uno	Passenger	440	1964	198	-	Lipata-Liloan Shuttle Liloan-Lipata (3 hours) Lipata-Liloan (3.30 hours) Daily (2 sailings/day from each side)

e) Region X Summary

Table 95 Region X Ships

No. of Ships	Types	GRT	Year Built	Pax Capacity	Validity	Routes
13	Passenger x 6 Pax/RORO x 4 Pax/Cargo x 3	200 to 400 x 6 Under 1999 x 7	1964 x 1 1970s x 8 1980s x 4	300/500 x 4 100/299 x 8 Under 100 x 1	2020 x 4	

Table 96 Region X Service Routes

Line	No. of Routes	Average Voyage Hours	Commencement Ports
Asian Marine	2	2 hours/round x 1 1.30 hours/round x 1	Benin----------2 Balingoan----------1 Guinsiliban---------1
Aska Shipping	1	4.45 hours/round x 1	Surigao----------1 Dapa----------1
Daima Shipping	1	1 hour/round x 1	Mucas----------1 Ozamis----------1
Philstone	3	2 hours/round x 2 6 hours/round x 1	Balingoan----------2 Benoni----------2 Lipata----------1 Liloan----------1
Total	7	Over 2 to 6 hours x 4 Under 2 hours x 3	Balingoan---3 (22%) Benin---------2(14%) Benoni-------2(14%) Others--------7(50%)

8) Region – XI (Davao Maritime Regional Office : DMRO)

a) Africo Bordios

Table 97 Africo Fleet

Name	Type	GRT	Year Built	Pax	Validity	Service Route
MBCA Corazon	Passenger	8	1991	31	-	Samal water area
MBCA Samal Quest	Passenger	12	1999	70	-	Daily trip from 5amto5pm with 15 minutes interval with other vessels

b) Bords Transport Corporation

Table 98 Bords Transport Fleet

Name	Type	GRT	Year Built	Pax	Validity	Service Route
Aida	Passenger	15	1993	73	-	Davao City-Bbak Shuttle
Feliciana	Passenger	34	1997	158	-	Daily trip from 5am to 5pm with 15 minutes interval with other vessels.

c) Carlito T. Romo

Table 99 Carlito Fleet

Name	Type	GRT	Year Built	Pax	Validity	Service Route
MBCA Regine 2	Passenger	13	1999	31	-	Charter-hire basis

d) CW Cole, INC.

Table 100 CW Fleet

Name	Type	GRT	Year Built	Pax	Validity	Service Route
Nicole Star Ferry	Pax/Cargo	229	1970	146	-	Schedule not submitted
Nicole II	Pax/Cargo	61	2003	180	-	

e) Espaldon Ferry Service/Amadeo Abellano

Table 101 Espaldon Fleet

Name	Type	GRT	Year Built	Pax	Validity	Service Route
Espaldon	Passenger	1	1979	12	-	Sr New Matina-Mgallanes Shuttle
Espaldon III	Passenger	1	1990	12	-	Daily trip from 5 am to 5 pm with 15 minutes interval with other vessels

f) MA. Pilar Rosario E. Rodorigues

Table 102 MA. Pilar Fleet

Name	Type	GRT	Year Built	Pax	Validity	Service Route
MBCA Costa	Passenger	3	2001	28	-	Sasa Caltex-Costa Marina Beach
MBCA La Luz	Passenger	11	2004	38	-	Daily trip from 5 am to 5 pm with 15 minutes interval with other vessels.

g) Mae Wess Co., INC.

Table 103 Mae Wess Fleet

Name	Type	GRT	Year Built	Pax	Validity	Service Route
Mae Wess 2	Pax/Cargo	87	1981	80	-	Kinawitnon-Davao City Shuttle
Mae Wess 1	Pax/Cargo	99	1968	80	-	No schedule submitted

h) Marcelino Bordios

Table 104 Marcelino Fleet

Name	Type	GRT	Year Built	Pax	Validity	Service Route
Casilac II	Passenger	10	1985	43	-	Dvao City-Babak Shuttle Daily trip from 5 am to 5 pm with 15 minutes interval with other vessels

i) Rolando Oculam

Table 105 Rolando Fleet

Name	Type	GRT	Year Built	Pax	Validity	Service Route
Oculam	Passenger	3	1997	18	-	No schedule submitted

j) Rosa Tanginan

Table 106 Rosa Fleet

Name	Type	GRT	Year Built	Pax	Validity	Service Route
MBCA Bemalyn III	Passenger	12	1995	40	-	Santa Ana Pier-any point within Island Garden City of Samal

k) Region XI Sumarry

Table 107 Ships of Region XI

No. of Ships	Types	GRT	Year Built	Pax Capacity	Validity	Routses
16	Passsenger x 12 Pax/Cargo x 4	229 x 1 61 x 1 34 x 1 Less than 15 x 13	1968 x 1 1970 x 1 1980s x 2 1990s x 9 2000s x 3	100 to 180 x 3 40 to 80 x 5 Less than 40 x 8	-	Mainly nearby area

All routes are in the nearby waters and most of the services are on request basis.

9) Region – ARMM(Cotabato Maritime Regional Office : COTMRO)

a) Al-Bir Shipping Lines/Bai Annisa Alonte Biruar

Table 108 Ali-Bir Fleet

Name	Type	GRT	Year Built	Pax	Validity	Service Route
Aida - Six	Pax/Cargo	92	1987	267	2006	Cotabato City-Pagadian City Shuttle Cotabato-Pagadian (7 hours) Pagadian-Cotabato (7 hours) Daily (1 sailing/day from each side)
Aida - Seven	Pax/Cargo	94	1990	327	2006	

b) Biruar Shipping Lines

Table 109 Biruar Fleet

Name	Type	GRT	Year Built	Pax	Validity	Service Route
Carolyn - 1	Pax/Cargo	52	1971	152	-	Cotabato City-Kalamansig Shuttle Cotabato-Kalamansig (7 hours) Kalamansig-Cotabato (7 hours) Daily (1 shuttle/day)

c) Hadji Abdullah Rumanda

Table 110 Hadji Fleet

Name	Type	GRT	Year Built	Pax	Validity	Service Route
Aida Eight	Pax/Cargo	97	1993	267	2007	Cotabato City-Pagadian City Shuttle Cotabato-Pagadian (7 hours) Pagadian-Cotabato (7 hours) Daily (1 sailing/day)

d) Nora Transport Co., INC.

Table 111 Nora Transport Fleet

Name	Type	GRT	Year Built	Pax	Validity	Service Route
Normania	Pax/Cargo	100	1992	354	2007	Cotabato City-Pagadian City Shuttle ----------do----------

e) Region ARMM Summary

Table 112 Region ARMM Ships

No. of Ships	Type	GRT	Year Built	Passenger Capacity	Validity	Routes
5	Pax/Cargo	Under 100 x 5	1970 x 1 1990s x 4	300s x 2 200s x 2 100s x 1	2007 x 3 2006 x 1 - x 1	2

2 routes are centering on Cotabato City and average sailing time is 7 hours/one way to either Pagadian City or Kalamansig.

APPENDIX I-3-2-4

HEARINGS FROM DOMESTIC SHIPPING LINES, SHIPBUILDING YARDS & SHIP REPAIRERS, SHIPPERS, FREIGHT FOWARDERS

1. PHILIPPINE LINER SHIPPING ASSOCIATION (PLSA)

PISA is a central association of the domestic shipping world of the Philippines. Close contact with the PISA secretariat was maintained during the survey period by the JICA Study Team.

Two workshops and some free discussions were held to gather the views and requests of the PISA members regarding the RRTS project. The following is the minutes of the first workshop:

Workshop of PLSA
June 12, 2007; 2:00 ～4:00 p.m.
PLSA Conference Room

In attendance were:
Dr. Kobune, Mr. Ken Tateno of the JICA Study Team,
Jun Tan, Jun Saldaña, Jay Olivarez, Jonathan Tiu, Jun Manalang
James Go of PLSA
Col. Odoño of the RORO Association.

(Observer)
Mr. Kimura, JICA Specialist, Mr. Arthur Alvendia, consultant for DOTC

Dr. Kobune made a briefing of his feasibility study on the development of RRTS for mobility enhancement in the Philippines, the highlights of which include the following:

1) To determine if inter-modal transport between Mindanao and Luzon reduces transport fare, a comparison was made among the costs for traveling from Manila to Cagayan using the western nautical highway, long-distance RORO and long-distance bus. The western nautical highway costs P2,000 plus terminal fee and the breakdown of the cost is P1,000 for the road travel and P1,000 for the ferry travel for a total travel time of 30 to 32 hours. The long-distance RoRo costs P1,330 with a 27-44 hour travel time and a long-distance bus costs P2,000 with a 48 hour travel time. Thus, cost is not reduced.
2) The existing maritime transport system links Manila to all the major ports in Visayas and Mindanao. The concept of the nautical highway provides for

the establishment of inter-regional connections among the smaller islands which will then feed the major ports.

3) At present there are 12 ships serving the Batangas-Calapan route and based on the present demand for the service, there is an oversupply of ships for this route. The number of ships can be safely reduced to 7 big ships and the smaller 5 ships can be cascaded to the missionary routes.
4) The financial analysis showed that for a 500 GRT ship acquired at P320 M, running the Batangas-Calapan route 4 times a day will yield a 5.4% internal rate of return. This means that it will take 20 years for the businessman to recover his investment. If the investment was borrowed, the yield will even be lower.
5) To prevent cut-throat competition, new entrants should be required to present a market study justifying the additional supply of shipping service. Shipping lines should also distribute their schedule of departures well to the best interest of the customer.

Informal free discussion among attendants:

1) The DOTC proposal is for government to buy the ships to create an asset pool. The ships will be distributed for ship management to professionals that have a good track record.
2) RA 9295 deregulated rates but not the routes. Thus, MARINA should still exercise its regulatory powers in its franchising function. However, since the IRR is not faithful to the law, a general review of the IRR needs to be done first.
3) Shipping lines providing service in the missionary routes should be given incentives.
4) Roro ports should also be standardized.

For reference, some measures to eliminate excessive competition in the domestic shipping market which were discussed at the workshop are shown below.

Table Diagram of Options for Grouping, Consortium, Alliance, and Merger

	Agreement (Loose Pool)	Grouping (Med. Pool)	Consortium (Med. Pool)	Alliance (Tight Pool)	Merger (New Line)

Competition	×	△	△	○	◎
Independence	○	○	△	△	×
Market	×	△	○	○	○
Bank	×	△	△	○/△	○
Passenger	4	4	3	3	2
Shipper	4	4	3	3	2
Trucker	4	4	3	3	2
Bus	4	4	4	2	2
MARINA	3	4	4	4	5
DOTC	2	3	3	4	5

Source: JICA Study Team

Remarks:
Agreement (Loose Pool) means pooling agreement with loose pool in-house rules..

Grouping (Medium Pool) means grouping of shipping lines with medium tight pooling arrangement.

Consortium (Medium Pool) means consortium of shipping lines with medium tight pooling arrangement.

Alliance (Tight Pool) means alliance of shipping lines with tight pooling arrangement.

Merger (New Line) means formation of new shipping line by merger.

○ ・・・ effective or agreeable
△ ・・・ doubtful
× ・・・ not feasible or not effective
Figures ・・ 5 best, 1 worst

2. SHIPBUILDING YARDS AND SHIP REPAIRS

There are three associations of the shipbuilders and repairers as listed below:

- Philippine Shipbuilders and Repairers Association (PHILSAR)
- Shipyards Association of Cebu (SAC)

- Metro Manila Shipyards Association, Inc. (MMSA)

The shipbuilders and repairers recognize well the need to respond to the requirements of the shipping sector of this country for new vessels to meet world standards that will fit for the use of domestic, regional and international trades.

The Study Team interviewed the executives of the major shipbuilders to find that they are not in the position to respond to the request of building ROROs. They are aiming at building large scale ships such as ore carriers and some other bulk carriers exceeding 50,000 gross tons.

Some of their shipyards are being enlarged for the future orders from abroad. Because world shipping is now in a boom stage, not only Philippine shipyards but also all the yards around the world are backlogged until 2014.

Other than the major Philippine yards, however, the domestic small scale yards are suffering from both technical and financial shortages. The small scale yards have a strong will to build ROROs for the domestic shipping of the Philippines, but the surrounding business environment is very severe.

While many domestic ships are getting older day by day, there will be no new supply because almost all of the small size foreign ships have been bought from Japan or other countries.

In Japan, they are not building small size ships any more. It is getting harder for small scale yards to build ROROs the Philippines need. They are building much larger ships.

It is necessary to encourage the shipyards and repairers of small and medium scale. They have a strong will to build ships needed by this country's domestic shipping industry. However, they lack the financial foundation. They also lack a technical building knowledge that conforms with the world standard. They are far behind the world level in both managerial skills and ship building skill. It should be also noted that the shortage of welding engineers is severe and this could be an Achilles heel for the industry even if financial conditions improve.

It is vital to strengthen shipyards and ship repairers and ensure a stable supply of ships that strictly adhere to safety standards.

Most of the ships now deployed in the country are more than 20 years old and many tragedies at sea are being experienced. Maritime accidents are not rare in the Philippine archipelago.

Ship class qualification is not world standard. The poor ship classification will eventually cause the collapse of the nation's shipbuilding industry unless the ship classification standards are improved.

For the purpose of building a strong shipbuilding industry, it is necessary to pursue a legislative and regulatory program which includes the following:

1) Enactment of a Ship Building and Ship Repair Development Act to allow shipbuilders and repairers of medium and small scale to gain direct access to incentives.
2) Availability of the maritime credit facility to shipbuilders and repairers.
3) Exemptions from tariff for importations of the industry.
4) Retention of ownership requirements of shipyards by foreign capital.
5) Revision of Immigration and Customs regulations for under guarding of foreign vessels staying for repair.

(For reference: Keppel O&M opens Nantong yard at NANTONG 02 August 2006)
Keppel Offshore & Marine officially opened its new wholly-owned subsidiary Keppel Nantong Shipyard in the Jiangsu province port of Nantong. The opening ceremony included the keel laying of two anchor handling tugs for UAE-based Whitesea Shipping & Supply and a harbour tug for keppel Smit Towage in Singapore. The yard already has 18 offshore support vessels and tugs on its orderbook and has the capacity to construct 25 vessels a year on its 16-hectare site. Keppel O&M chairman and chief executive Choo Chiau Beng said the new yard will increase the company's ability to meet demand for specialised vessels to serve the growing offshore and LNG terminal market. Keppel Nantong Shipyard is on the north bank of the Yangtze River, about 100km north of Shanghai.
(*Lloyd's Register - Fairplay web links*)

3. SHIPPERS

For the shippers' association, in the Philippines, there's the Distribution Management Association of the Philippines.

During discussions with some key members of the Association, the following items were pointed out as key factors affecting both shippers and shipping lines as well as other concerned business entities.

- Economies of scale
- Size of vessel
- Volume of trade
- Trade practice
- Cost of vessel acquisition
- Cost of operation
- Cost of money
- Port productivity
- Taxes, imports, duties, licenses and other fees imposed by the government

Because the freight rates are influenced by all the above factors, most shippers are concerned with the development of each of the above items.

Economies of scale are the best way to achieve a lower per unit cost. When feedering from Manila to hub ports such as Singapore, Kaohsiung and Hong Kong, the general size of feeder vessels is more than 1,500TEU, while domestic ships seldom exceed 300TEU.

The per TEU cost of a 300 TEU vessel is double the cost of the 1,500 TEU ship as is shown in the following separate table. The operating cost does not correspond to the capacity of ship.

1,500 TEU Vessel Cost	USD 12.00/TEU/day
3,00 TEU Vessel Cost	USD 21.00 ～ 26.00/TEU/day

Source: Maritime Industry Cluster 2003

4. THE FREIGHT FORWARDERS

News source: Federation of Freight Forwarders' Association (FFFA)

The outline of the domestic sea freight and cargo handling for both conventional ships and RORO ships is as follows:

Conventional liner ships

1. Domestic liner freight charges follow liner terms. Onboard stevedoring is included in the sea freight and the shipping company pays the stevedoring charges directly to the stevedoring company.

2. The practice for domestic on-dock stevedoring (or what is locally referred to as "arrastre") varies from port to port.

3. Very few of the domestic ports have fully equipped cargo handling operators. Shipping lines, therefore, must provide their own equipment to serve the vessels, with cargo handling operators providing labor service only.

4. Local dockworkers or arrastre operators who provide labor service are paid 65% of the government authorized cargo handling charge. Under government regulations, the domestic shipping company retains the remaining 35% as partial compensation for the use of their equipment. Full recovery of costs incurred to render onboard stevedoring as well as on-dock stevedoring (arrastre) is made through the sea-freight.

5. This strange practice mirrors the practice in international trade when container-transportation system was first introduced many years ago. It increases the coverage of "liner terms", as it is presently known in the international trade, by including cost recovery through the sea freight of not only on-board stevedoring but on-dock stevedoring (arrastre) as well.

6. Shippers are pushing for an unbundling of sea freight in order to show clearly what pertains to port to port charges and what pertains to cargo handling.

It is not firmly agreed by all concerned, but perhaps the domestic shipping industry and its customers should agree to follow international practice of collecting a terminal handling charge. Following this practice will allow domestic shipping lines to fully recover the cost for rendering shipping services necessary to handle cargo on board the vessel and on dock, as well as applicable taxes, fees and other government charges.

7. At present, very few of domestic port operators have the cargo handling equipment needed to handle cargo properly. The shipping line must provide cargo handling equipment and to some extent render on board and on dock stevedoring to supplement services of the authorized cargo handler.

8. Investments in equipment needed to service cargo have been made by shipping companies to ensure efficient shipping services. They have thus been allowed by government to recover costs for such investments through the sea freight.

RORO ships

1. RORO operations catering to owner-driven vehicles require the provision of large vehicle terminal waiting areas where vehicles may park while waiting for the ferry.

2. Traffic management systems are needed to ensure the smooth ingress and egress of vehicles. Connection to established road networks must be considered in establishing the location of the RORO port. There should be regular vessel frequencies to develop customer trust.

3. The corresponding terminal fee and related charges will have to be collected for the maintenance of the traffic management system as well as for terminal maintenance, terminal security, wharf management and port management and administration.

4. On-board cargo handling or stevedoring services will be necessary to secure vehicles. Cargo handling and stevedoring service include car lashing and the fixing of wheel chocks to make sure that vehicles do not roll during the voyage. Insufficient lashing may cause a tragedy of maritime accident which is not rare in the Philippine archipelago.

5. Self-propelled but non-owner driven vehicles require on-dock as well as on-board stevedoring. The corresponding fees for these services will be collected from the shipper at origin and the consignee at destination.

6. There is an urgent need to work on an overall master plan for the development of the national domestic transport network system, which will include:

- The road-RORO network to serve as a seamless highway to bridge the islands
- The main ports to service the the long haul routes
- The feeder or hub ports to service import and export shippers
- The tramp, liner and RORO operators in the bulk and container traders serving other areas

(APPENDIX)

FERRY SERVICE IN THE PHILIPPINES

1. DEFINITION OF THE CONCEPT
2. NECESSITY OF NEW TYPE OF FINANCIAL ACCOUNTING

1. DEFINITION OF THE CONCEPT

1-1 The archipelago country

The Philippines is an archipelago country of more than 7,100 islands, and sea

transportation plays a key role in its national economic activities. The country has unique geographical features and cannot be compared with other archipelago nations. The economy and society totally depend on surrounding sea in its particular type and shape.

A nation-wide transportation network combining sea and land modes is indispensable for the national economy. Such a network functions as the blood circulation system in a healthy human body.

However, as already stated, the situation in the Philippines is unique. Therefore, a general concept for a standard transportation industry is useless in the Philippines.

The best example is "ferry". Ferry service in this country has a very particular nature. It is not even merely transportation. A new definition is required.

1-2 New Definition of RORO Service

RORO service in the Philippines should not be called sea-transportation. It is rather to be called a "sea road" with a combination of "sea highway" and "ordinary sea way". In the same way, many air industry people use the term "air way".

There are many examples in which ferry service has been called a road.

<u>Example 1: NY Staten Island Ferry</u>

The Staten Island Ferry is a passenger ferry operated by the New York City Department of Transportation between Whitehall Street at the southernmost tip of Manhattan near Battery Park (South Ferry) and St. George Ferry Terminal on Richmond Terrace in Staten Island near Richmond County Borough Hall and Richmond County Supreme Court.

The ride takes about 25 minutes each way. The ferry is now free of charge, though riders must disembark at each terminal and reenter through the terminal building for a round trip. Bicycles may also be taken on the lowest deck of the ferry without charge. In the past, ferries were equipped for vehicle transport, at a charge of $3 per automobile; however, vehicles have not been allowed on the ferry since the September 11, 2001 attacks.

For most of the 20th century, the ferry was famed as the biggest bargain in New York City. It charged the same five cent fare as the New York Subway but the ferry fare remained a nickel when the subway fare increased to 10 cents in 1948. In 1970, then-Mayor John V. Lindsay proposed that the fare be raised to 25 cents, pointing out that the cost for each ride was 50 cents, or ten times what the fare brought in. On August 4, 1975, the nickel fare ended and the charge became 25 cents for a round trip, the quarter being collected in one direction only. The round trip increased to 50 cents in 1990, but then was eliminated altogether in 1997.

There is commuter parking at the St. George Ferry terminal, which is also the terminus of the Staten Island Railway. On the Manhattan side the terminal has convenient access to various bus and subway connections. The ferry ride is a favorite of tourists to New York as it provides excellent views of the Lower Manhattan skyline and the Statue of Liberty.

Example 2: SF Golden Gate Bridge

The Golden Gate Bridge is a suspension bridge spanning the Golden Gate, the opening into the San Francisco Bay from the Pacific Ocean. It connects the city of San Francisco on the northern tip of the San Francisco Peninsula to Marin County as part of US Highway 101 and California State Highway 1.

The Golden Gate Bridge was the largest suspension bridge in the world when it was completed in 1937 and has become an internationally recognized symbol of San Francisco and the United States. It is currently the second longest suspension bridge in the United States after the Verrazano-Narrows Bridge in New York City.

■ Construction and Maintenance Body

The Golden Gate Bridge and Highway District was incorporated in 1928 as the official entity to design, construct, and finance the Golden Gate Bridge. The District includes not only the City & County of San Francisco, and Marin County, in whose boundaries the bridge sits, but also Napa, Sonoma, Mendocino and Del Norte counties. Representatives from each of the six counties sit on the District's Board of Directors.

■ Special Bond

Voters within the District approved funding for the project in 1930 through a special bond issue that put their homes, farms and business properties up as collateral. This bond issue raised the initial $35 million to finance the building of the Bridge. Construction began on January 5, 1933.

■ Actual Construction Cost : $36.7 million

The construction budget at the time of approval was $30.1 million. Actual construction costs turned out to be $36.7 million, resulting in a cost overrun of 22%. The last of the construction bonds were retired in 1971, with $35 million in principal and nearly $39 million in interest being financed entirely from tolls.

■ Golden Gate Bridge/Road Network Interface

As the only road to exit San Francisco to the north, the bridge is part of both U.S. Route 101 and California State Route 1 and on an average day there are 100,000 vehicles crossing the bridge. The bridge has six total lanes of vehicle traffic, and walkways on both sides of the bridge. The median markers between the lanes are moved to conform to traffic patterns.

■ Traffic

On weekday mornings, traffic flows mostly southbound into the city, so four of the six lanes run southbound. Conversely, on weekday afternoons, four lanes run northbound. While there has been discussion concerning the installation of a movable barrier since the 1980s, the Bridge Board of Directors, in March 2005, committed to finding funding to complete the $2 million study required prior to the installation of a moveable median barrier. The speed limit on the Golden Gate Bridge was reduced from 55 mph (90 km/h) to 45 mph (70 km/h) on October 1, 1983.

■ Walkway and Bicycle

The eastern walkway is for pedestrians and bicycles during the weekdays and during daylight hours only, and the western walkway is open to bicyclists on weekday afternoons, weekends, and holidays.

■ Toll

On September 1, 2002, the toll for Southbound motor vehicles was raised from US$3.00 to $5.00. But is estimate to exceed 10 Northbound motor vehicle traffic, cycling, and pedestrian traffic remain toll free. The rate for two-axle vehicles and motorcycles with cash is $5 and $4 with FasTrak electronic RF payments. For vehicles with more than two axles, the toll rate is $2.50 per axle.

On November 10, 2006, the Board of Directors of the Golden Gate Bridge District recommended a corporate sponsorship program for the bridge, as it has been losing money for several years. The Public Information Committee has said that any sponsorship program will not include changing the name of the bridge, or placing advertising on the bridge itself, although it's not clear what such a deal *would* include.

As of 2006, Phase I of the project, which involved investigating potential sponsors of the bridge and analyzing the fiscal benefits has been completed, and Phase II, actual implementation of the program, is awaiting a go-ahead from the Board. As of February 2007, the Board has made a $1 toll increase their most favored option to increase funding.

Example 3: Indonesia Merak-Bakauheni Ferry

■ Background

The ferry service (approx. 28km1) that links Merak on the western tip of Java and Bakauheni on the southern tip of Sumatra is an essential intra-island route connecting Java, home to the capital Jakarta and the center of national economic activity, and Sumatra with its abundant natural resources, and plays a key role in the movement of passengers and freight between the two islands (at the time, of the 39 shipping routes in Indonesia, the Merak-Bakauheni line carried the second highest number of passengers and the highest volume of freight). At the appraisal, further growth in inter-island trade was expected, and the government, seeking to stay abreast of the construction of the Jakarta-Merak highway and the development of the road network in southern Sumatra, had made expanding transport capacity on the Merak-Bakauheni route a priority issue.

■ Construction Cost

The total cost of the project was kept to within around 70% of the initially estimated budget predominantly because depreciation of the local currency (Rupiah) exceeded inflation and competition enabled equipment to be procured efficiently, which trimmed the overall

Example 4: Naruto Oohashi Bridge of Japan

Naruto Oohashi Bridge

The Bridge was opened to the public on June 8, 1985.

The Bridge is a suspension bridge spanning the Monzaki Peninsula of Awaji Island and Magozaki Peninsula at the northern tip of Shikoku which directly connects to the Tokushima Prefecture Highway (nicknamed " uzu no michi" or road of wheel tide.

The Bridge is one of the largest suspension bridges in the world and has become an internationally recognized symbol of Sea of Setouchi (Japanese Mediterranean Sea) It is currently the second longest suspension bridge in Japan.

The Honshuu/Shikoku Road Construction Authority was formed in July 1970 to build 3 bridges including Naruto-Ohashi Bridge to connect Honshuu with Shikoku. The major portion of the construction cost was a bank loan. The repaying program is in a critical condition because of the large shortage of toll income.

2. NECESSITY OF NEW TYPE OF FINANCIAL ACCOUNTING

In summing up the five examples, it is obvious that the method of fund raising, construction cost, maintenance cost, running and administration cost and so on is completely different from the ordinary and traditional way. A comparison of the five examples is shown below.

Example	Ferry/Bridge	Public/Private	Funding	Toll/Free
Staten Island Ferry	Ferry	Private →Public	Loan	Free
Golden Gate Bridge	Bridge	Public	Tax	$ 5 per car
Indonesian Ferry	Ferry	Semi-Public	ODA	Chargeable (Tariff)

Naruto Ohashi	Bridge	Semi-Public	Loan	Chargeable (Tariff)
Sakurajima Ferry	Ferry	Public	Tax	Chargeable (Tariff)

(REFERENCE 1: Staten Island Ferry)

■ Current operations (Source: New York City Department of Transportation)

Today the Staten Island Ferry annually carries over 19 million passengers on a 5.2 mile (8.4 km) run that takes approximately 25 minutes each way. Service is provided 24 hours a day, 365 days a year. Each day approximately five boats transport almost 65,000 passengers during 104 boat trips. Over 33,000 trips are made annually.

■ There are nine ferry boats in four classes currently in service:

- the *John F. Kennedy*, the *American Legion*, and the *Governor Herbert H. Lehman*, known as *The Kennedy Class*, built 1965. Each boat can carry 3,500 passengers and up to 40 vehicles, is 297 feet (91 m) long, 69 feet, 10 inches (21.3 m) wide, with a draft of 13 feet, 6 inches (4.1 m), weight of 2,109 gross tons, service speed of 16 knots (30 km/h), and engines of 6,500 horsepower (4.8 MW). The *American Legion* has been retired after 40 years of service with the acquisition of the *Molilnari* class ferries. The *John F. Kennedy*and *Herbert H. Lehman* remain in service as a back-up ferry and for training purposes.
- the *Andrew J. Barberi* and the *Samuel I. Newhouse*, known as *The Barberi Class*, built 1981. Each boat carries 6,000 passengers and no cars. The boats are 310 feet (94 m) long, 69 feet, 10 inches (21.3 m) wide, with a draft of 13 feet, 6 inches (4.1 m), weight of 3,335 gross tons, service speed of 16 knots (30 km/h), and engines of 7,000 horsepower (5.2 MW).
- the *Alice Austen* and the *John A. Noble* known as *The Austen Class*, built 1986. Each boat carries 1,280 passengers, and no cars. The boats are 207 feet (63 m) long, 40 feet (12.2 m) wide, with a draft of 8 feet, 6 inches (2.6 m), weight of 499 gross tons, service speed of 16 knots (30 km/h), and engines of 3,200 horsepower (2.4 MW).
- the *Guy V. Molinari*, *Sen. John J. Marchi* and *Spirit of America*, known as *The Molinari Class*, carry a maximum of 4,500 passengers and up to 40 vehicles. Built by the Manitowoc Marine Group in Marinette, Wisconsin, they are designed to recall look and ambiance of the classic New York ferryboats. The first of the three ferries, the *Guy V. Molinari*, named after a former member of the United States House of Representatives for Staten Island's district and later a Borough President of Staten Island, arrived on schedule, September 27, 2004. The third ferry, *Spirit of America*, was to be put into service on October 25, 2005, to celebrate the 100th anniversary of the municipal takeover of the Staten Island Ferry from the B&O railroad. However, mechanical problems on the *Molinari* class ferries and legal proceedings kept it sidelined at the Staten Island Ferry's St. George maintenance facility until its maiden voyage on April 4, 2006. The Marine Group also will build two similar-sized boats.

■ Fares

Staten Island Ferry

Fares: Passengers now ride the Staten Island Ferry for free .

The fare for passengers, which had been 50 cents for a round trip between St. George, Staten Island, and the Whitehall Terminal in lower Manhattan, was eliminated in 1997.

Ending the fare on the Staten Island Ferry allows Staten Islanders, many of whom had to pay two or even three fares, to reach Manhattan without an additional fare.

No vehicles are allowed on the ferry until further notice.

■ Parking
St.George Ferry Terminal
Privately Operated Lots: $6.00 per day
DOT Municipal Lots (2) at Terminal: $5.50 per day or $5.00 per day with MuniMeter Parking Card or $280.00 per quarter (MuniMeter Parking Card sold in Terminal)
DOT Municipal Lot on Hyatt Street: $150.00 per quarter (quarterly permits sold through Parking. Accepts MuniMeter Parking Card.

■ Public Transportation Connections
The Staten Island Terminal is served by the Staten Island Railway and the S40, S42, S44, S46, S48, S51, S52, S61, S62, S66, S67, S74, S76, S78, S90, S91, S92, S94, S96 and S98 bus routes.

Passengers arriving at the Whitehall Terminal are within a short walking distance from the 1, 9, 4, 5, N, R subway lines as well as the M1, M6 and M15 bus lines.

(REFERENCE 2 : Golden Gate Bridge)

Carries	6 lanes of U.S. Route 101/CA 1, pedestrians and bicycles
Crosses	Golden Gate
Locale	San Francisco, California and Marin County, California
Maintained by	Golden Gate Bridge, Highway

	and Transportation District [2]
Design	Suspension, truss arch & truss causeways
Longest span	4,200 feet (1,280 m)[1]
Total length	8,981 feet (2,737 m)
Width	90 feet (27 m)
Height	746 feet (227 m)
Vertical clearance	14 feet (4.3 m) at toll gates, higher truck loads possible
Clearance below	220 feet (67 m) at mean higher high water
AADT	100,000[1]
Opening date	May 27, 1937
Toll	$5.00 (southbound) ($4.00 with FasTrak)
Connects: Northern San Francisco Peninsula with Southern Marin County **Location 2 on map**	
Coordinates	37° 49′ 10″ N, 122° 28′ 43″ W

■ Safety Net

Strauss, a graduate of the University of Cincinnati, placed a brick from his alma mater's demolished McMicken Hall in the south anchorage before the concrete was poured. A unique aspect of the bridge's construction was the safety net set up beneath it, significantly reducing the expected number of deaths for such a project. 11 men were killed from falls during construction, and approximately 19 men were saved by the safety net. 10 of the deaths occurred near completion, when the net itself failed under the stress of a scaffold fall. The 19 workers whose lives were saved by the safety nets became proud members of the (informal) *Halfway to Hell Club*.

REFERENCE 3 : Indonesia Ferry (Merak-Bakauheni)

1. Project Profile and Japan's ODA Loan

Project site location map

(REFERENCE 4:　Naruto Oohashi Bridge)

The Bridge was opened to the public in June 8, 1985.

The Bridge is a suspension bridge spanning the Monzaki Peninsula of Awaji Island and Magozaki Peninsula on the northern tip of Shikoku which directly connects to the Tokushima Prefecture Highway (nicknamed " uzu no michi" or road of wheel tide.

The Bridge is one of the largest suspension bridges in the world and has become an internationally recognized symbol of Sea of Setouchi (Japanese Mediterranean Sea) It is currently the second longest suspension bridge in Japan.

The Honshuu/Shikoku Road Construction Authority was formed in July 1970 to build 3 bridges including the Naruto Ohashi Bridge.

APPENDIX I-3-3-1

Commodity Input-Output of the Regions

PMO BATANGAS	Grand	DOMESTIC CARGO (ton)				FOREIGN CARGO (ton)			
2004	Total	Total	Breakbulk	Bulk	Container	Total	Breakbulk	Bulk	Container
INBOUND	15,945,603	3,559,135	787,725	2,749,092	22,318	12,386,468	608,907	11,762,189	15,372
Ref. Petroleum & Prod.	5,611,622	419,086	8,473	410,613	0	5,192,536	0	***5,192,536***	0
Mineral Fuel	4,075,035	1,675,209	0	1,675,209	0	2,399,826	0	2,399,826	0
Crude Petroleum	2,779,726	7,112	0	7,112	0	2,772,614	0	2,772,614	0
Wheat	669,919	72,149	205	***71,944***	0	597,770	54,764	***543,006***	0
Crude Minerals	556,120	214,137	88,157	125,980	0	341,983	197,064	144,919	0
Chemicals	517,618	73,799	810	72,989	0	443,819	372	443,447	0
Transport Equipment	381,374	350,416	***350,377***	0	39	30,958	30,958	0	0
Other General Cargo	198,148	151,280	123,237	5,947	22,096	46,868	3,745	27,751	15,372
Molasses	185,375	172,125	0	172,125	0	13,250	0	13,250	0
Iron & Steel	172,599	730	718	12	0	171,869	171,869	0	0
Fruits & Vegetables	129,204	55,034	1,714	53,320	0	74,170	0	74,170	0
Fertilizer	92,702	32,703	***32,703***	0	0	59,999	8,199	***51,800***	0
Coconut Oil	92,076	92,076	10	92,066	0	0	0	0	0
Animal Feeds	91,705	37,835	4,127	***33,708***	0	53,870	0	**53,870**	0
Logs	90,965	9,966	9,966	0	0	80,999	80,999	0	0
Sugar	72,458	72,458	**64,252**	8,206	0	0	0	0	0
Metaliferous Ores/Scrap	59,980	14,980	0	14,980	0	45,000	0	45,000	0
Cement	59,201	59,201	**59,179**	22	0	0	0	0	0
Palay & Rice	53,472	29,399	**29,399**	0	0	24,073	***24,073***	0	0
Live animals	36,172	1,172	1,172	0	0	35,000	***35,000***	0	0
Bottled Cargo	7,666	7,666	6,666	1,000	0	0	0	0	0
Corn	3,018	3,018	613	**2,405**	0	0	0	0	0
Copra	2,710	2,710	1,767	943	0	0	0	0	0
Manufactures of Metal	2,396	1,766	1,177	511	78	630	630	0	0
Mach. & Elect. Equipt.	2,279	1,045	940	0	105	1,234	1,234	0	0
Lumber	1,964	1,964	1,964	0	0	0	0	0	0
Fish & Fish Prep.	93	93	93	0	0	0	0	0	0
Plywood & Veneer	6	6	6	0	0	0	0	0	0
OUTBOUND	4,713,700	4,350,207	795,442	3,546,963	7,802	363,493	22,077	336,015	5,401
Ref. Petroleum & Prod.	3,683,178	3,398,403	440	**3,397,963**	0	284,775	0	284,775	0
Transport Equipment	585,877	575,418	**575,239**	0	179	10,459	10,459	0	0
Bottled Cargo	120,977	120,977	***119,925***	1,052	0	0	0	0	0
Wheat	114,082	114,082	**32,191**	**81,891**	0	0	0	0	0
Chemicals	65,005	20,865	143	20,722	0	44,140	0	44,140	0
Other General Cargo	53,960	44,446	36,699	509	7,238	9,514	4,113	0	5,401
Animal Feeds	21,010	21,010	4,889	16,121	0	0	0	0	0
Cement	11,005	4,205	3,954	0	251	6,800	0	6,800	0
Fruits & Vegetables	10,871	10,871	896	9,975	0	0	0	0	0
Iron & Steel	8,288	5,379	2,379	3,000	0	2,909	2,909	0	0
Mach. & Elect. Equipt.	7,701	6,285	6,221	0	64	1,416	1,416	0	0
Mineral Fuel	7,324	7,324	0	7,324	0	0	0	0	0
Palay & Rice	4,782	4,782	4,782	0	0	0	0	0	0
Fertilizer	3,444	3,444	3,444	0	0	0	0	0	0
Manufactures of Metal	3,306	126	126	0	0	3,180	3,180	0	0
Furniture	3,216	3,216	15	3,201	0	0	0	0	0
Crude Minerals	2,956	2,956	385	2,501	70	0	0	0	0
Copra	2,544	2,544	2,544	0	0	0	0	0	0
Coconut Oil	1,951	1,651	201	1,450	0	300	0	300	0
Metaliferous Ores/Scrap	1,254	1,254	0	1,254	0	0	0	0	0
Sugar	357	357	357	0	0	0	0	0	0
Plywood & Veneer	261	261	261	0	0	0	0	0	0
Fish & Fish Prep.	228	228	228	0	0	0	0	0	0
Dairy Products	79	79	79	0	0	0	0	0	0
Live animals	44	44	44	0	0	0	0	0	0

PMO CAGAYAN DE ORO	Grand	DOMESTIC CARGO (ton)				FOREIGN CARGO (ton)			
2004	Total	Total	Breakbulk	Bulk	Container	Total	Breakbulk	Bulk	Container
INBOUND	8,856,161	3,252,505	481,900	1,790,450	980,155	5,603,656	163,900	5,336,753	103,003
Metaliferous Ores/Scrap	4,623,789	628	40	0	588	4,623,161	0	4,623,077	84
Crude Minerals	1,352,075	1,287,187	7,506	1,277,245	2,436	64,888	0	64,441	447
Other General Cargo	834,489	797,518	38,085	3,670	755,763	36,971	0	22,966	14,005
Mineral Fuel	556,944	45,703	2,141	43,185	377	511,241	0	511,213	28
Ref. Petroleum & Prod.	315,668	314,357	1,402	309,368	3,587	1,311	0	1,275	36
Fertilizer	208,662	106,065	93,164	0	12,901	102,597	44,226	58,371	0
Bottled Cargo	188,015	188,015	163,267	0	24,748	0	0	0	0
Animal Feeds	114,894	107,731	38,794	47,066	21,871	7,163	0	7,150	13
Iron & Steel	86,026	44,942	40,882	0	4,060	41,084	39,702	0	1,382
Chemicals	73,186	19,609	1,342	2,354	15,913	53,577	0	40,889	12,688
Palay & Rice	69,825	16,975	3,415	0	**13,560**	52,850	**52,850**	0	0
Copra	66,333	66,333	7	66,326	0	0	0	0	0
Manufactures of Metal	45,285	42,269	1,925	0	40,344	3,016	43	0	2,973
Dairy Products	43,802	7,160	385	0	6,775	36,642	0	0	36,642
Coconut Oil	42,148	42,148	139	41,236	773	0	0	0	0
Transport Equipment	41,141	41,064	36,476	0	4,588	77	0	0	77
Fruits & Vegetables	38,431	21,635	2,935	0	18,700	16,796	0	0	16,796
Mach. & Elect. Equipt.	28,781	15,087	1,308	0	13,779	13,694	1,103	0	12,591
Plywood & Veneer	20,644	3,102	2,188	0	914	17,542	16,732	0	810
Logs	19,817	19,817	19,817	0	0	0	0	0	0
Paper & Pulp	15,519	14,104	392	0	13,712	1,415	0	0	1,415
Cement	12,509	12,509	11,951	0	558	0	0	0	0
Sugar	11,345	8,458	2,326	0	6,132	2,887	0	0	2,887
Live animals	9,543	1,117	100	0	1,017	8,426	8,426	0	0
Crude Petroleum	7,399	28	28	0	0	7,371	0	7,371	0
Wheat	5,965	5,875	321	0	5,554	90	0	0	90
Corn	5,814	5,814	**4,519**	0	1,295	0	0	0	0
Tobacco & Manufactures	5,740	5,740	87	0	5,653	0	0	0	0
Lumber	4,820	4,002	3,648	0	354	818	818	0	0
Furniture	3,979	3,963	283	0	3,680	16	0	0	16
Fish & Fish Prep.	2,205	2,205	1,941	0	264	0	0	0	0
Textile & Garment Prod.	1,313	1,290	1,071	0	219	23	0	0	23
Textile Fiber	27	27	0	0	27	0	0	0	0
Abaca	21	21	8	0	13	0	0	0	0
Molasses	7	7	7	0	0	0	0	0	0
OUTBOUND	8,965,149	2,491,105	949,257	302,205	1,239,643	6,474,044	0	6,173,045	300,999
Metaliferous Ores/Scrap	4,988,304	3,638	9	0	3,629	4,984,666	0	4,984,502	164
Cement	1,434,241	495,710	**377,276**	**117,700**	734	938,531	0	938,531	0
Other General Cargo	655,795	631,331	46,421	0	584,910	24,464	0	0	24,464
Fruits & Vegetables	338,133	150,580	14,200	0	136,380	187,553	0	0	187,553
Corn	233,831	233,831	**79,368**	16,684	**137,779**	0	0	0	0
Bottled Cargo	222,936	222,936	**188,282**	0	34,654	0	0	0	0
Molasses	151,416	26,924	12	26,361	551	124,492	0	124,492	0
Animal Feeds	135,474	118,869	32,782	10,436	75,651	16,605	0	13,500	3,105
Sugar	113,771	71,193	25,027	0	46,166	42,578	0	42,578	0
Dairy Products	102,703	93,310	114	0	93,196	9,393	0	0	9,393
Chemicals	81,044	52,507	1,568	36,667	14,272	28,537	0	6,470	22,067
Crude Minerals	76,859	35,878	16,684	13,364	5,830	40,981	0	39,972	1,009
Plywood & Veneer	74,663	74,650	73,412	0	1,238	13	0	0	13
Coconut Oil	73,253	49,921	309	46,827	2,785	23,332	0	23,000	332
Lumber	54,255	18,536	13,152	0	5,384	35,719	0	0	35,719
Live animals	37,382	37,382	1,673	0	35,709	0	0	0	0
Manufactures of Metal	34,008	29,148	18,224	0	10,924	4,860	0	0	4,860
Copra	32,811	29,982	7	29,317	658	2,829	0	0	2,829
Transport Equipment	27,855	27,855	27,375	0	480	0	0	0	0
Wheat	18,285	18,285	778	0	17,507	0	0	0	0
Paper & Pulp	12,547	12,547	48	0	12,499	0	0	0	0
Mineral Fuel	12,310	12,310	2,134	4,849	5,327	0	0	0	0
Fertilizer	11,815	11,815	11,171	0	644	0	0	0	0
Palay & Rice	8,711	8,711	7,840	0	871	0	0	0	0
Furniture	8,129	1,495	66	0	1,429	6,634	0	0	6,634
Iron & Steel	8,065	8,013	5,756	0	2,257	52	0	0	52
Fish & Fish Prep.	6,051	3,647	3,570	0	77	2,404	0	0	2,404
Ref. Petroleum & Prod.	5,479	5,465	50	0	5,415	14	0	0	14
Mach. & Elect. Equipt.	2,558	2,279	865	0	1,414	279	0	0	279
Tobacco & Manufactures	1,130	1,130	728	0	402	0	0	0	0
Abaca	543	543	0	0	543	0	0	0	0
Logs	424	316	316	0	0	108	0	0	108
Textile & Garment Prod.	244	244	17	0	227	0	0	0	0
Textile Fiber	101	101	0	0	101	0	0	0	0
Crude Petroleum	23	23	23	0	0	0	0	0	0

PMO CALAPAN	Grand	DOMESTIC CARGO (ton)				FOREIGN CARGO (ton)			
2004	Total	Total	Breakbulk	Bulk	Container	Total	Breakbulk	Bulk	Container
INBOUND	722,623	722,623	640,784	73,461	8,378	0	0	0	0
Transport Equipment	530,467	530,467	522,369	0	8,098	0	0	0	0
Crude Petroleum	80,261	80,261	6,800	73,461	0	0	0	0	0
Ref. Petroleum & Prod.	38,687	38,687	38,687	0	0	0	0	0	0
Cement	33,420	33,420	33,420	0	0	0	0	0	0
Fertilizer	14,030	14,030	14,030	0	0	0	0	0	0
Other General Cargo	11,077	11,077	10,797	0	280	0	0	0	0
Bottled Cargo	5,416	5,416	5,416	0	0	0	0	0	0
Crude Minerals	3,000	3,000	3,000	0	0	0	0	0	0
Palay & Rice	2,016	2,016	2,016	0	0	0	0	0	0
Sugar	859	859	859	0	0	0	0	0	0
Iron & Steel	841	841	841	0	0	0	0	0	0
Lumber	733	733	733	0	0	0	0	0	0
Animal Feeds	656	656	656	0	0	0	0	0	0
Furniture	309	309	309	0	0	0	0	0	0
Plywood & Veneer	304	304	304	0	0	0	0	0	0
Fruits & Vegetables	184	184	184	0	0	0	0	0	0
Wheat	177	177	177	0	0	0	0	0	0
Mach. & Elect. Equipt.	80	80	80	0	0	0	0	0	0
Copra	59	59	59	0	0	0	0	0	0
Manufactures of Metal	27	27	27	0	0	0	0	0	0
Fish & Fish Prep.	10	10	10	0	0	0	0	0	0
Live animals	6	6	6	0	0	0	0	0	0
Metaliferous Ores/Scrap	4	4	4	0	0	0	0	0	0
OUTBOUND	675,071	675,071	670,465	0	4,606	0	0	0	0
Transport Equipment	523,817	523,817	519,211	0	4,606	0	0	0	0
Palay & Rice	79,141	79,141	79,141	0	0	0	0	0	0
Crude Minerals	56,489	56,489	56,489	0	0	0	0	0	0
Other General Cargo	9,784	9,784	9,784	0	0	0	0	0	0
Bottled Cargo	2,377	2,377	2,377	0	0	0	0	0	0
Fruits & Vegetables	1,921	1,921	1,921	0	0	0	0	0	0
Live animals	706	706	706	0	0	0	0	0	0
Metaliferous Ores/Scrap	281	281	281	0	0	0	0	0	0
Mach. & Elect. Equipt.	137	137	137	0	0	0	0	0	0
Copra	128	128	128	0	0	0	0	0	0
Animal Feeds	113	113	113	0	0	0	0	0	0
Fertilizer	53	53	53	0	0	0	0	0	0
Furniture	38	38	38	0	0	0	0	0	0
Fish & Fish Prep.	34	34	34	0	0	0	0	0	0
Iron & Steel	29	29	29	0	0	0	0	0	0
Ref. Petroleum & Prod.	9	9	9	0	0	0	0	0	0
Cement	8	8	8	0	0	0	0	0	0
Crude Petroleum	2	2	2	0	0	0	0	0	0
Manufactures of Metal	2	2	2	0	0	0	0	0	0
Plywood & Veneer	2	2	2	0	0	0	0	0	0

PMO COTABATO	Grand	DOMESTIC CARGO (ton)				FOREIGN CARGO (ton)			
2004	Total	Total	Breakbulk	Bulk	Container	Total	Breakbulk	Bulk	Container
INBOUND	21,086	21,086	21,086	0	0	0	0	0	0
Fish & Fish Prep.	4,920	4,920	4,920	0	0	0	0	0	0
Chemicals	3,481	3,481	3,481	0	0	0	0	0	0
Bottled Cargo	3,478	3,478	3,478	0	0	0	0	0	0
Other General Cargo	2,934	2,934	2,934	0	0	0	0	0	0
Copra	2,491	2,491	2,491	0	0	0	0	0	0
Fertilizer	1,797	1,797	1,797	0	0	0	0	0	0
Palay & Rice	1,045	1,045	1,045	0	0	0	0	0	0
Corn	416	416	416	0	0	0	0	0	0
Lumber	239	239	239	0	0	0	0	0	0
Crude Minerals	158	158	158	0	0	0	0	0	0
Sugar	52	52	52	0	0	0	0	0	0
Crude Petroleum	39	39	39	0	0	0	0	0	0
Cement	36	36	36	0	0	0	0	0	0
OUTBOUND	62,546	62,546	62,546	0	0	0	0	0	0
Corn	35,548	35,548	35,548	0	0	0	0	0	0
Other General Cargo	6,031	6,031	6,031	0	0	0	0	0	0
Bottled Cargo	5,381	5,381	5,381	0	0	0	0	0	0
Copra	3,930	3,930	3,930	0	0	0	0	0	0
Fertilizer	2,980	2,980	2,980	0	0	0	0	0	0
Crude Petroleum	2,620	2,620	2,620	0	0	0	0	0	0
Palay & Rice	1,731	1,731	1,731	0	0	0	0	0	0
Cement	1,315	1,315	1,315	0	0	0	0	0	0
Sugar	1,201	1,201	1,201	0	0	0	0	0	0
Crude Minerals	537	537	537	0	0	0	0	0	0
Logs	504	504	504	0	0	0	0	0	0
Animal Feeds	391	391	391	0	0	0	0	0	0
Fish & Fish Prep.	377	377	377	0	0	0	0	0	0

PMO DAVAO	Grand	DOMESTIC CARGO (ton)				FOREIGN CARGO (ton)			
2004	Total	Total	Breakbulk	Bulk	Container	Total	Breakbulk	Bulk	Container
INBOUND	3,620,454	2,514,274	294,122	854,106	1,366,046	1,106,180	311,189	425,169	369,822
Other General Cargo	1,102,578	946,152	58,120	11,212	876,820	156,426	2,489	33,466	120,471
Ref. Petroleum & Prod.	697,935	660,773	11	646,865	13,897	37,162	0	35,882	1,280
Fertilizer	343,126	105,521	81,164	2,712	21,645	237,605	115,198	121,103	1,304
Paper & Pulp	231,944	40,411	0	1,406	39,005	191,533	36,643	0	154,890
Crude Minerals	152,334	71,653	0	70,226	1,427	80,681	423	77,814	2,444
Chemicals	138,768	105,563	3,529	13,626	88,408	33,205	8,298	0	24,907
Mineral Fuel	126,757	24,187	0	23,940	247	102,570	0	102,568	2
Iron & Steel	121,067	94,267	51,464	0	42,803	26,800	23,804	0	2,996
Palay & Rice	101,821	10,515	130	0	10,385	91,306	91,306	0	0
Animal Feeds	71,990	62,537	12,283	23,463	26,791	9,453	0	3,535	5,918
Manufactures of Metal	66,434	56,409	422	0	55,987	10,025	1,500	0	8,525
Wheat	60,849	9,631	2,412	2,700	4,519	51,218	174	50,801	243
Transport Equipment	55,080	50,597	34,084	500	16,013	4,483	12	0	4,471
Mach. & Elect. Equipt.	53,128	30,192	1,629	0	28,563	22,936	859	0	22,077
Bottled Cargo	49,358	49,358	205	0	49,153	0	0	0	0
Logs	37,461	21,251	21,251	0	0	16,210	16,210	0	0
Copra	32,888	32,888	1,935	30,953	0	0	0	0	0
Fruits & Vegetables	27,537	25,222	7	9,296	15,919	2,315	73	0	2,242
Cement	22,622	22,601	22,120	0	481	21	0	0	21
Dairy Products	19,133	17,629	0	0	17,629	1,504	0	0	1,504
Furniture	18,355	17,231	518	0	16,713	1,124	0	0	1,124
Plywood & Veneer	15,563	4,487	984	0	3,503	11,076	8,756	0	2,320
Coconut Oil	14,720	14,720	0	14,307	413	0	0	0	0
Sugar	13,868	2,577	22	0	2,555	11,291	4,682	0	6,609
Fish & Fish Prep.	13,858	13,792	13	0	13,779	66	0	0	66
Tobacco & Manufactures	11,152	11,152	0	0	11,152	0	0	0	0
Lumber	7,043	3,124	1,745	0	1,379	3,919	737	0	3,182
Metaliferous Ores/Scrap	5,450	5,300	0	2,900	2,400	150	25	0	125
Textile & Garment Prod.	4,993	1,981	0	0	1,981	3,012	0	0	3,012
Corn	1,749	1,749	74	0	1,675	0	0	0	0
Abaca	585	585	0	0	585	0	0	0	0
Crude Petroleum	182	182	0	0	182	0	0	0	0
Textile Fiber	126	37	0	0	37	89	0	0	89
OUTBOUND	4,281,021	1,164,484	122,796	49,918	991,770	3,116,537	1,928,263	724,285	463,989
Fruits & Vegetables	2,481,377	326,426	247	0	326,179	2,154,951	1,926,549	0	228,402
Other General Cargo	462,207	329,949	24,363	394	305,192	132,258	25	0	132,233
Cement	395,322	6,070	5,262	640	168	389,252	0	380,030	9,222
Coconut Oil	266,168	23,508	0	21,061	2,447	242,660	0	237,385	5,275
Plywood & Veneer	131,333	123,516	64,254	0	59,262	7,817	1,440	0	6,377
Animal Feeds	110,170	51,471	1	0	51,470	58,699	0	48,423	10,276
Corn	95,750	95,750	33	0	95,717	0	0	0	0
Lumber	57,803	17,542	2,884	0	14,658	40,261	0	0	40,261
Paper & Pulp	45,805	44,809	0	0	44,809	996	0	0	996
Copra	43,191	21,413	509	16,377	4,527	21,778	0	19,500	2,278
Iron & Steel	30,953	4,949	3,740	0	1,209	26,004	0	25,244	760
Chemicals	27,421	25,701	26	2,627	23,048	1,720	0	0	1,720
Mineral Fuel	27,030	9,842	0	4,148	5,694	17,188	0	0	17,188
Bottled Cargo	19,439	19,434	7,412	0	12,022	5	0	0	5
Metaliferous Ores/Scrap	16,601	2,472	45	0	2,427	14,129	0	13,703	426
Transport Equipment	12,498	12,353	9,050	0	3,303	145	143	0	2
Wheat	10,017	10,017	16	0	10,001	0	0	0	0
Abaca	7,320	6,018	0	0	6,018	1,302	0	0	1,302
Furniture	6,316	2,207	32	0	2,175	4,109	0	0	4,109
Crude Minerals	5,422	5,103	0	4,671	432	319	0	0	319
Live animals	5,061	5,061	102	0	4,959	0	0	0	0
Palay & Rice	4,739	4,739	308	0	4,431	0	0	0	0
Mach. & Elect. Equipt.	3,804	3,552	552	0	3,000	252	101	0	151
Fertilizer	3,695	3,695	2,850	0	845	0	0	0	0
Manufactures of Metal	2,775	2,567	11	0	2,556	208	5	0	203
Logs	2,240	1,370	1,058	0	312	870	0	0	870
Fish & Fish Prep.	2,230	636	0	0	636	1,594	0	0	1,594
Textile & Garment Prod.	1,388	1,388	0	0	1,388	0	0	0	0
Crude Petroleum	1,159	1,159	0	0	1,159	0	0	0	0
Dairy Products	505	485	0	0	485	20	0	0	20
Sugar	487	487	41	0	446	0	0	0	0
Textile Fiber	411	411	0	0	411	0	0	0	0
Ref. Petroleum & Prod.	308	308	0	0	308	0	0	0	0
Tobacco & Manufactures	76	76	0	0	76	0	0	0	0

PMO DUMAGUETE	Grand	DOMESTIC CARGO (ton)				FOREIGN CARGO (ton)			
2004	Total	Total	Breakbulk	Bulk	Container	Total	Breakbulk	Bulk	Container
INBOUND	896,897	872,377	548,126	102,301	221,950	24,520	0	24,520	0
Transport Equipment	246,784	246,784	241,123	0	5,661	0	0	0	0
Other General Cargo	151,021	151,021	52,788	0	98,233	0	0	0	0
Cement	110,027	110,027	109,761	0	266	0	0	0	0
Ref. Petroleum & Prod.	82,466	79,932	16	78,516	1,400	2,534	0	2,534	0
Animal Feeds	47,315	47,315	25,556	0	21,759	0	0	0	0
Corn	45,259	45,259	10,103	0	35,156	0	0	0	0
Bottled Cargo	40,002	40,002	30,675	0	9,327	0	0	0	0
Palay & Rice	37,348	37,348	16,884	0	20,464	0	0	0	0
Copra	24,722	23,521	656	22,865	0	1,201	0	1,201	0
Fertilizer	23,356	23,356	23,306	0	50	0	0	0	0
Chemicals	20,810	25	7	0	18	20,785	0	20,785	0
Iron & Steel	13,094	13,094	3,012	0	10,082	0	0	0	0
Wheat	11,521	11,521	9,063	0	2,458	0	0	0	0
Fish & Fish Prep.	7,746	7,746	5,909	0	1,837	0	0	0	0
Crude Minerals	6,368	6,368	4,577	920	871	0	0	0	0
Plywood & Veneer	5,025	5,025	3,912	0	1,113	0	0	0	0
Tobacco & Manufactures	4,588	4,588	375	0	4,213	0	0	0	0
Fruits & Vegetables	3,949	3,949	2,326	0	1,623	0	0	0	0
Furniture	2,670	2,670	1,215	0	1,455	0	0	0	0
Mach. & Elect. Equipt.	2,253	2,253	935	0	1,318	0	0	0	0
Manufactures of Metal	2,154	2,154	959	0	1,195	0	0	0	0
Metaliferous Ores/Scrap	2,023	2,023	2,023	0	0	0	0	0	0
Paper & Pulp	1,569	1,569	14	0	1,555	0	0	0	0
Lumber	1,368	1,368	1,032	0	336	0	0	0	0
Sugar	1,326	1,326	1,227	0	99	0	0	0	0
Coconut Oil	1,312	1,312	422	0	890	0	0	0	0
Dairy Products	432	432	9	0	423	0	0	0	0
Live animals	222	222	222	0	0	0	0	0	0
Crude Petroleum	102	102	8	0	94	0	0	0	0
Textile & Garment Prod.	27	27	0	0	27	0	0	0	0
Textile Fiber	14	14	5	0	9	0	0	0	0
Abaca	9	9	0	0	9	0	0	0	0
Mineral Fuel	9	9	0	0	9	0	0	0	0
Molasses	6	6	6	0	0	0	0	0	0
OUTBOUND	699,483	598,903	341,517	113,361	144,025	100,580	34,636	65,944	0
Transport Equipment	228,160	228,160	228,160	0	0	0	0	0	0
Sugar	162,523	162,523	42,982	0	119,541	0	0	0	0
Molasses	89,295	68,295	0	68,295	0	21,000	0	21,000	0
Other General Cargo	61,691	61,211	44,704	3,500	13,007	480	480	0	0
Crude Minerals	56,099	28,155	0	28,155	0	27,944	0	27,944	0
Chemicals	38,623	4,467	4,467	0	0	34,156	34,156	0	0
Coconut Oil	21,092	4,092	0	3,481	611	17,000	0	17,000	0
Copra	20,073	20,073	3,331	9,840	6,902	0	0	0	0
Bottled Cargo	3,096	3,096	3,060	0	36	0	0	0	0
Live animals	3,071	3,071	2,483	0	588	0	0	0	0
Fruits & Vegetables	2,738	2,738	1,337	0	1,401	0	0	0	0
Animal Feeds	2,402	2,402	2,384	0	18	0	0	0	0
Corn	2,356	2,356	2,098	0	258	0	0	0	0
Palay & Rice	2,264	2,264	2,264	0	0	0	0	0	0
Iron & Steel	1,913	1,913	275	0	1,638	0	0	0	0
Tobacco & Manufactures	1,190	1,190	1,190	0	0	0	0	0	0
Cement	740	740	740	0	0	0	0	0	0
Metaliferous Ores/Scrap	717	717	717	0	0	0	0	0	0
Fertilizer	486	486	486	0	0	0	0	0	0
Wheat	336	336	336	0	0	0	0	0	0
Ref. Petroleum & Prod.	326	326	236	90	0	0	0	0	0
Fish & Fish Prep.	157	157	157	0	0	0	0	0	0
Lumber	65	65	65	0	0	0	0	0	0
Abaca	25	25	0	0	25	0	0	0	0
Mach. & Elect. Equipt.	23	23	23	0	0	0	0	0	0
Plywood & Veneer	22	22	22	0	0	0	0	0	0

PMO GENERAL SANTOS	Grand	DOMESTIC CARGO (ton)				FOREIGN CARGO (ton)			
2004	Total	Total	Breakbulk	Bulk	Container	Total	Breakbulk	Bulk	Container
INBOUND	1,272,117	957,412	248,702	443,971	264,739	314,705	110,097	91,358	113,250
Other General Cargo	337,127	282,679	133,900	14,204	134,575	54,448	202	340	53,906
Ref. Petroleum & Prod.	289,696	287,521	80	283,940	3,501	2,175	0	2,175	0
Copra	146,889	111,569	1,213	110,266	90	35,320	0	35,320	0
Manufactures of Metal	99,750	46,045	22,787	0	23,258	53,705	51,605	0	2,100
Fish & Fish Prep.	59,669	35,835	4,873	22,061	8,901	23,834	0	17,792	6,042
Fertilizer	58,549	51,954	40,202	0	11,752	6,595	0	6,527	68
Palay & Rice	55,918	11,316	1,187	0	10,129	44,602	36,967	0	7,635
Iron & Steel	34,685	16,175	15,641	300	234	18,510	11,466	1,685	5,359
Bottled Cargo	25,528	25,528	148	0	25,380	0	0	0	0
Crude Minerals	24,976	476	17	0	459	24,500	0	24,500	0
Animal Feeds	22,950	20,170	3,598	6,216	10,356	2,780	900	0	1,880
Fruits & Vegetables	22,252	12,208	5,170	0	7,038	10,044	0	671	9,373
Tobacco & Manufactures	12,474	12,474	162	0	12,312	0	0	0	0
Paper & Pulp	12,009	2,303	547	0	1,756	9,706	0	0	9,706
Live animals	10,958	0	0	0	0	10,958	8,770	1,338	850
Mach. & Elect. Equipt.	9,500	2,318	860	0	1,458	7,182	0	0	7,182
Transport Equipment	8,575	7,765	4,732	0	3,033	810	0	0	810
Wheat	8,368	8,368	5,914	1,644	810	0	0	0	0
Coconut Oil	7,856	4,973	266	4,347	360	2,883	0	0	2,883
Corn	6,398	4,627	1,832	563	2,232	1,771	187	0	1,584
Plywood & Veneer	4,704	855	414	0	441	3,849	0	889	2,960
Chemicals	2,708	2,319	1,035	0	1,284	389	0	121	268
Cement	2,196	2,196	1,928	0	268	0	0	0	0
Textile & Garment Prod.	2,033	2,033	1,279	0	754	0	0	0	0
Dairy Products	2,012	2,012	77	0	1,935	0	0	0	0
Furniture	1,856	1,856	479	0	1,377	0	0	0	0
Textile Fiber	644	0	0	0	0	644	0	0	644
Lumber	506	506	315	0	191	0	0	0	0
Sugar	468	468	0	0	468	0	0	0	0
Crude Petroleum	416	416	1	415	0	0	0	0	0
Metaliferous Ores/Scrap	294	294	0	15	279	0	0	0	0
Abaca	108	108	0	0	108	0	0	0	0
Mineral Fuel	45	45	45	0	0	0	0	0	0
OUTBOUND	1,141,945	641,036	119,406	50,086	471,544	500,909	9,817	185,256	305,836
Fruits & Vegetables	343,596	125,121	29,981	0	95,140	218,475	3,543	1,746	213,186
Corn	188,727	188,590	51,299	22,233	115,058	137	49	0	88
Fish & Fish Prep.	146,036	75,354	3,578	100	71,676	70,682	10	2,359	68,313
Coconut Oil	141,018	11,640	9	11,469	162	129,378	11	129,367	0
Animal Feeds	63,846	41,536	1,035	9,950	30,551	22,310	0	16,800	5,510
Other General Cargo	59,921	52,631	8,665	505	43,461	7,290	569	0	6,721
Live animals	54,222	53,813	6,847	0	46,966	409	0	0	409
Manufactures of Metal	33,567	23,252	4,293	0	18,959	10,315	2,069	8,186	60
Metaliferous Ores/Scrap	23,172	5,554	8	0	5,546	17,618	0	17,273	345
Copra	21,820	8,217	15	5,829	2,373	13,603	0	9,525	4,078
Palay & Rice	55,918	11,316	1,187	0	10,129	44,602	36,967	0	7,635
Paper & Pulp	12,700	12,700	123	0	12,577	0	0	0	0
Lumber	9,225	2,376	0	0	2,376	6,849	0	0	6,849
Iron & Steel	5,419	1,853	1,809	0	44	3,566	3,546	0	20
Textile & Garment Prod.	2,726	2,726	349	0	2,377	0	0	0	0
Furniture	2,253	2,253	974	0	1,279	0	0	0	0
Wheat	2,187	2,187	142	0	2,045	0	0	0	0
Bottled Cargo	1,786	1,786	103	0	1,683	0	0	0	0
Fertilizer	1,707	1,707	141	0	1,566	0	0	0	0
Transport Equipment	1,492	1,492	744	0	748	0	0	0	0
Crude Minerals	1,473	1,473	4	0	1,469	0	0	0	0
Sugar	1,157	1,157	24	0	1,133	0	0	0	0
Mach. & Elect. Equipt.	945	902	209	0	693	43	20	0	23
Ref. Petroleum & Prod.	718	718	25	0	693	0	0	0	0
Plywood & Veneer	599	365	275	0	90	234	0	0	234
Logs	334	334	334	0	0	0	0	0	0
Chemicals	301	301	31	0	270	0	0	0	0
Tobacco & Manufactures	280	280	10	0	270	0	0	0	0
Abaca	19	19	1	0	18	0	0	0	0
Dairy Products	14	14	5	0	9	0	0	0	0

PMO ILIGAN 2004	Grand Total	DOMESTIC CARGO (ton)				FOREIGN CARGO (ton)			
		Total	Breakbulk	Bulk	Container	Total	Breakbulk	Bulk	Container
INBOUND	1,910,589	1,439,345	760,647	566,568	112,130	471,244	23,481	447,763	0
Transport Equipment	728,495	728,495	728,344	0	151	0	0	0	0
Wheat	308,563	3,771	43	3,038	690	304,792	0	304,792	0
Copra	280,630	280,630	0	280,630	0	0	0	0	0
Ref. Petroleum & Prod.	151,600	151,600	159	150,541	900	0	0	0	0
Crude Minerals	85,781	40,237	0	39,954	283	45,544	0	45,544	0
Mineral Fuel	78,115	67,422	0	67,167	255	10,693	0	10,693	0
Other General Cargo	70,170	63,542	5,481	0	58,061	6,628	0	6,628	0
Metaliferous Ores/Scrap	65,697	6,772	11	6,616	145	58,925	0	58,925	0
Iron & Steel	59,325	15,867	14,026	0	1,841	43,458	23,481	19,977	0
Coconut Oil	19,107	19,107	2	18,621	484	0	0	0	0
Palay & Rice	12,243	12,243	1,086	0	11,157	0	0	0	0
Animal Feeds	9,937	9,937	639	0	9,298	0	0	0	0
Manufactures of Metal	8,768	8,768	1,694	0	7,074	0	0	0	0
Abaca	8,739	8,739	7,669	0	1,070	0	0	0	0
Bottled Cargo	6,117	6,117	321	0	5,796	0	0	0	0
Chemicals	4,255	3,051	74	0	2,977	1,204	0	1,204	0
Sugar	3,931	3,931	81	0	3,850	0	0	0	0
Tobacco & Manufactures	2,514	2,514	10	0	2,504	0	0	0	0
Fruits & Vegetables	1,921	1,921	210	0	1,711	0	0	0	0
Furniture	1,167	1,167	24	0	1,143	0	0	0	0
Paper & Pulp	1,000	1,000	225	0	775	0	0	0	0
Crude Petroleum	894	894	41	0	853	0	0	0	0
Mach. & Elect. Equipt.	484	484	204	1	279	0	0	0	0
Cement	352	352	15	0	337	0	0	0	0
Fish & Fish Prep.	271	271	191	0	80	0	0	0	0
Corn	189	189	0	0	189	0	0	0	0
Fertilizer	162	162	2	0	160	0	0	0	0
Lumber	70	70	70	0	0	0	0	0	0
Live animals	46	46	24	0	22	0	0	0	0
Plywood & Veneer	45	45	0	0	45	0	0	0	0
Textile & Garment Prod.	1	1	1	0	0	0	0	0	0
OUTBOUND	1,913,875	1,508,389	1,170,244	144,571	193,574	405,486	8,508	396,978	0
Transport Equipment	650,079	650,079	649,960	0	119	0	0	0	0
Coconut Oil	322,775	38,422	849	36,767	806	284,353	0	284,353	0
Cement	312,148	312,148	312,106	0	42	0	0	0	0
Animal Feeds	237,946	125,321	109,129	1,285	14,907	112,625	0	112,625	0
Wheat	125,404	125,404	41,445	2,810	81,149	0	0	0	0
Chemicals	75,245	75,245	49	63,357	11,839	0	0	0	0
Other General Cargo	34,368	34,368	6,122	0	28,246	0	0	0	0
Crude Minerals	27,148	27,148	219	26,281	648	0	0	0	0
Corn	24,213	24,213	3,532	0	20,681	0	0	0	0
Bottled Cargo	17,399	17,399	17,354	0	45	0	0	0	0
Metaliferous Ores/Scrap	14,923	14,923	7	13,770	1,146	0	0	0	0
Iron & Steel	14,730	6,222	4,951	0	1,271	8,508	8,508	0	0
Fruits & Vegetables	11,788	11,788	4,778	0	7,010	0	0	0	0
Lumber	8,788	8,788	4,568	0	4,220	0	0	0	0
Paper & Pulp	7,242	7,242	4	0	7,238	0	0	0	0
Mineral Fuel	6,813	6,813	192	0	6,621	0	0	0	0
Palay & Rice	5,835	5,835	5,226	0	609	0	0	0	0
Abaca	4,716	4,716	7	0	4,709	0	0	0	0
Manufactures of Metal	4,174	4,174	3,513	0	661	0	0	0	0
Plywood & Veneer	1,994	1,994	1,994	0	0	0	0	0	0
Copra	1,842	1,842	1,842	0	0	0	0	0	0
Live animals	1,566	1,566	720	0	846	0	0	0	0
Fertilizer	1,175	1,175	1,175	0	0	0	0	0	0
Sugar	644	644	383	0	261	0	0	0	0
Crude Petroleum	406	406	0	0	406	0	0	0	0
Ref. Petroleum & Prod.	303	303	2	301	0	0	0	0	0
Fish & Fish Prep.	88	88	25	0	63	0	0	0	0
Mach. & Elect. Equipt.	72	72	72	0	0	0	0	0	0
Furniture	46	46	15	0	31	0	0	0	0
Textile & Garment Prod.	5	5	5	0	0	0	0	0	0

PMO ILOILO	Grand	DOMESTIC CARGO				FOREIGN CARGO			
2004	Total	Total	Breakbulk	Bulk	Container	Total	Breakbulk	Bulk	Container
INBOUND	3,062,615	2,838,675	1,238,882	704,650	895,143	223,940	17,178	206,762	0
Other General Cargo	709,173	697,993	125,203	60,651	512,139	11,180	0	11,180	0
Cement	549,308	549,308	346,180	202,617	511	0	0	0	0
Ref. Petroleum & Prod.	390,110	390,110	431	380,980	8,699	0	0	0	0
Bottled Cargo	333,018	333,018	255,317	0	77,701	0	0	0	0
Wheat	198,748	47,052	15,855	24,041	7,156	151,696	0	151,696	0
Fertilizer	123,204	75,013	74,507	0	506	48,191	15,480	32,711	0
Transport Equipment	117,256	117,256	110,713	0	6,543	0	0	0	0
Iron & Steel	99,692	97,994	86,266	0	11,728	1,698	1,698	0	0
Animal Feeds	69,768	69,768	23,182	1,012	45,574	0	0	0	0
Corn	62,562	62,562	23,538	0	39,024	0	0	0	0
Fish & Fish Prep.	57,372	57,372	53,139	0	4,233	0	0	0	0
Manufactures of Metal	41,021	41,021	12,215	0	28,806	0	0	0	0
Sugar	37,219	37,219	27,400	0	9,819	0	0	0	0
Fruits & Vegetables	35,368	35,368	6,371	0	28,997	0	0	0	0
Mach. & Elect. Equipt.	33,492	33,492	9,264	0	24,228	0	0	0	0
Plywood & Veneer	26,137	26,137	22,853	0	3,284	0	0	0	0
Chemicals	25,569	25,569	8,804	1,050	15,715	0	0	0	0
Mineral Fuel	22,818	11,643	242	11,321	80	11,175	0	11,175	0
Crude Minerals	17,005	17,005	8,561	7,296	1,148	0	0	0	0
Tobacco & Manufactures	15,676	15,676	103	0	15,573	0	0	0	0
Paper & Pulp	15,584	15,584	1,672	0	13,912	0	0	0	0
Molasses	13,882	13,882	0	13,882	0	0	0	0	0
Lumber	13,232	13,232	9,222	0	4,010	0	0	0	0
Dairy Products	12,770	12,770	587	0	12,183	0	0	0	0
Furniture	10,895	10,895	2,586	0	8,309	0	0	0	0
Coconut Oil	8,657	8,657	3,400	0	5,257	0	0	0	0
Palay & Rice	8,454	8,454	7,573	0	881	0	0	0	0
Textile & Garment Prod.	3,818	3,818	340	0	3,478	0	0	0	0
Crude Petroleum	3,413	3,413	68	0	3,345	0	0	0	0
Copra	2,407	2,407	1,378	800	229	0	0	0	0
Metaliferous Ores/Scrap	2,121	2,121	541	1,000	580	0	0	0	0
Logs	1,504	1,504	575	0	929	0	0	0	0
Live animals	1,273	1,273	763	0	510	0	0	0	0
Abaca	89	89	33	0	56	0	0	0	0
OUTBOUND	1,249,967	1,191,638	702,544	71,139	417,955	58,329	50	58,279	0
Other General Cargo	381,773	381,773	269,349	1,700	110,724	0	0	0	0
Palay & Rice	182,509	182,509	121,859	0	60,650	0	0	0	0
Sugar	129,744	129,744	51,425	0	78,319	0	0	0	0
Wheat	85,750	85,750	34,599	0	51,151	0	0	0	0
Molasses	75,156	57,131	1	57,121	9	18,025	0	18,025	0
Animal Feeds	72,338	72,338	46,397	0	25,941	0	0	0	0
Transport Equipment	69,781	69,781	69,145	0	636	0	0	0	0
Metaliferous Ores/Scrap	52,867	12,613	37	4,233	8,343	40,254	0	40,254	0
Cement	45,085	45,085	43,873	1,210	2	0	0	0	0
Fish & Fish Prep.	44,913	44,913	26,246	0	18,667	0	0	0	0
Fruits & Vegetables	30,667	30,667	14,198	0	16,469	0	0	0	0
Copra	16,480	16,480	970	6,275	9,235	0	0	0	0
Corn	12,346	12,346	1,058	0	11,288	0	0	0	0
Live animals	8,855	8,855	883	0	7,972	0	0	0	0
Mach. & Elect. Equipt.	6,225	6,225	4,788	0	1,437	0	0	0	0
Crude Minerals	5,527	5,477	504	0	4,973	50	50	0	0
Bottled Cargo	5,228	5,228	4,423	0	805	0	0	0	0
Fertilizer	4,148	4,148	3,781	0	367	0	0	0	0
Paper & Pulp	3,882	3,882	434	0	3,448	0	0	0	0
Chemicals	3,819	3,819	2,423	0	1,396	0	0	0	0
Manufactures of Metal	3,819	3,819	2,205	0	1,614	0	0	0	0
Iron & Steel	1,918	1,918	939	0	979	0	0	0	0
Lumber	1,675	1,675	936	0	739	0	0	0	0
Ref. Petroleum & Prod.	1,289	1,289	860	300	129	0	0	0	0
Furniture	971	971	373	0	598	0	0	0	0
Coconut Oil	766	766	146	0	620	0	0	0	0
Abaca	592	592	163	0	429	0	0	0	0
Tobacco & Manufactures	473	473	33	0	440	0	0	0	0
Crude Petroleum	439	439	63	300	76	0	0	0	0
Plywood & Veneer	352	352	215	0	137	0	0	0	0
Dairy Products	339	339	40	0	299	0	0	0	0
Mineral Fuel	167	167	167	0	0	0	0	0	0
Logs	39	39	0	0	39	0	0	0	0
Textile & Garment Prod.	34	34	11	0	23	0	0	0	0
Textile Fiber	1	1	0	0	1	0	0	0	0

PMO LEGAZPI	Grand	DOMESTIC CARGO (ton)				FOREIGN CARGO (ton)			
2004	Total	Total	Breakbulk	Bulk	Container	Total	Breakbulk	Bulk	Container
INBOUND	2,115,442	2,002,775	1,566,928	405,147	30,700	112,667	51,508	61,159	0
Transport Equipment	1,100,084	1,100,084	1,099,777	0	307	0	0	0	0
Ref. Petroleum & Prod.	314,846	314,846	1,376	313,470	0	0	0	0	0
Cement	163,146	163,146	163,140	0	6	0	0	0	0
Bottled Cargo	89,312	89,312	77,656	0	11,656	0	0	0	0
Sugar	81,099	81,099	77,375	0	3,724	0	0	0	0
Palay & Rice	78,591	23,674	23,546	0	128	54,917	48,422	6,495	0
Crude Minerals	65,989	65,989	0	65,989	0	0	0	0	0
Mineral Fuel	64,937	27,271	1,479	25,640	152	37,666	0	37,666	0
Fertilizer	58,672	50,586	50,487	0	99	8,086	3,086	5,000	0
Other General Cargo	46,042	34,044	24,770	0	9,274	11,998	0	11,998	0
Wheat	8,810	8,810	7,845	0	965	0	0	0	0
Animal Feeds	7,725	7,725	6,068	0	1,657	0	0	0	0
Mach. & Elect. Equipt.	6,955	6,955	6,892	40	23	0	0	0	0
Plywood & Veneer	5,543	5,543	5,365	0	178	0	0	0	0
Tobacco & Manufactures	4,853	4,853	3,672	0	1,181	0	0	0	0
Corn	4,727	4,727	3,980	0	747	0	0	0	0
Copra	3,875	3,875	3,875	0	0	0	0	0	0
Iron & Steel	3,249	3,249	3,085	7	157	0	0	0	0
Fish & Fish Prep.	2,133	2,133	2,133	0	0	0	0	0	0
Fruits & Vegetables	1,896	1,896	1,450	0	446	0	0	0	0
Manufactures of Metal	1,674	1,674	1,673	1	0	0	0	0	0
Abaca	700	700	700	0	0	0	0	0	0
Logs	341	341	341	0	0	0	0	0	0
Lumber	144	144	144	0	0	0	0	0	0
Metaliferous Ores/Scrap	90	90	90	0	0	0	0	0	0
Live animals	4	4	4	0	0	0	0	0	0
Chemicals	3	3	3	0	0	0	0	0	0
Furniture	2	2	2	0	0	0	0	0	0
OUTBOUND	1,465,043	1,414,393	1,279,063	129,256	6,074	50,650	400	50,250	0
Transport Equipment	1,146,477	1,146,477	1,145,754	0	723	0	0	0	0
Coconut Oil	84,358	34,108	26	34,082	0	50,250	0	50,250	0
Other General Cargo	65,916	65,916	61,132	0	4,784	0	0	0	0
Copra	50,395	50,395	207	50,188	0	0	0	0	0
Palay & Rice	31,781	31,781	31,781	0	0	0	0	0	0
Crude Minerals	24,669	24,669	450	24,219	0	0	0	0	0
Mineral Fuel	15,885	15,885	4,163	11,722	0	0	0	0	0
Cement	15,191	15,191	15,191	0	0	0	0	0	0
Molasses	8,700	8,700	0	8,700	0	0	0	0	0
Fish & Fish Prep.	3,288	2,888	2,419	0	469	400	400	0	0
Iron & Steel	3,140	3,140	3,140	0	0	0	0	0	0
Abaca	3,109	3,109	3,109	0	0	0	0	0	0
Sugar	2,755	2,755	2,755	0	0	0	0	0	0
Ref. Petroleum & Prod.	2,681	2,681	2,681	0	0	0	0	0	0
Fruits & Vegetables	1,881	1,881	1,881	0	0	0	0	0	0
Animal Feeds	1,025	1,025	1,025	0	0	0	0	0	0
Manufactures of Metal	775	775	775	0	0	0	0	0	0
Wheat	502	502	502	0	0	0	0	0	0
Mach. & Elect. Equipt.	493	493	493	0	0	0	0	0	0
Bottled Cargo	421	421	421	0	0	0	0	0	0
Metaliferous Ores/Scrap	348	348	3	345	0	0	0	0	0
Plywood & Veneer	292	292	292	0	0	0	0	0	0
Tobacco & Manufactures	171	171	171	0	0	0	0	0	0
Lumber	161	161	161	0	0	0	0	0	0
Corn	152	152	66	0	86	0	0	0	0
Fertilizer	103	103	103	0	0	0	0	0	0
Dairy Products	102	102	102	0	0	0	0	0	0
Chemicals	96	96	96	0	0	0	0	0	0
Furniture	90	90	90	0	0	0	0	0	0
Live animals	78	78	66	0	12	0	0	0	0
Crude Petroleum	8	8	8	0	0	0	0	0	0

PMO LIMAY	Grand	DOMESTIC CARGO (ton)				FOREIGN CARGO (ton)			
2004	Total	Total	Breakbulk	Bulk	Container	Total	Breakbulk	Bulk	Container
INBOUND	10,492,380	55,366	0	55,366	0	10,437,014	0	10,437,014	0
Ref. Petroleum & Prod.	7,809,297	47,927	0	47,927	0	7,761,370	0	7,761,370	0
Animal Feeds	788,091	0	0	0	0	788,091	0	788,091	0
Wheat	681,017	0	0	0	0	681,017	0	681,017	0
Crude Petroleum	554,476	0	0	0	0	554,476	0	554,476	0
Mineral Fuel	261,774	0	0	0	0	261,774	0	261,774	0
Chemicals	228,717	2,810	0	2,810	0	225,907	0	225,907	0
Other General Cargo	122,169	4,429	0	4,429	0	117,740	0	117,740	0
Crude Minerals	43,950	200	0	200	0	43,750	0	43,750	0
Metaliferous Ores/Scrap	2,889	0	0	0	0	2,889	0	2,889	0
OUTBOUND	7,761,492	7,253,894	0	7,253,894	0	507,598	0	507,598	0
Ref. Petroleum & Prod.	6,371,515	5,899,886	0	5,899,886	0	471,629	0	471,629	0
Wheat	572,176	572,176	0	572,176	0	0	0	0	0
Animal Feeds	559,938	555,938	0	555,938	0	4,000	0	4,000	0
Crude Minerals	206,986	178,986	0	178,986	0	28,000	0	28,000	0
Chemicals	40,219	36,250	0	36,250	0	3,969	0	3,969	0
Mineral Fuel	8,684	8,684	0	8,684	0	0	0	0	0
Other General Cargo	1,329	1,329	0	1,329	0	0	0	0	0
Iron & Steel	625	625	0	625	0	0	0	0	0
Manufactures of Metal	20	20	0	20	0	0	0	0	0

PMO MICT	Grand	DOMESTIC CARGO (ton)				FOREIGN CARGO (ton)			
2004	Total	Total	Breakbulk	Bulk	Container	Total	Breakbulk	Bulk	Container
INBOUND	8,220,186	5,438	0	0	5,438	8,214,748	3,314	628,446	7,582,988
Chemicals	68,680	0	0	0	0	68,680	0	68,680	0
Crude Minerals	89,959	0	0	0	0	89,959	0	89,959	0
Fertilizer	58,158	0	0	0	0	58,158	0	58,158	0
Fruits & Vegetables	61,150	0	0	0	0	61,150	0	61,150	0
Other General Cargo	7,635,746	5,438	0	0	5,438	7,630,308	3,314	44,006	7,582,988
Palay & Rice	35,889	0	0	0	0	35,889	0	35,889	0
Wheat	270,604	0	0	0	0	270,604	0	270,604	0
OUTBOUND	6,177,846	0	0	0	0	6,177,846	2,389	0	6,175,457
Other General Cargo	6,177,846	0	0	0	0	6,177,846	2,389	0	6,175,457

PMO SAN FERNANDO	Grand	DOMESTIC CARGO (ton)				FOREIGN CARGO (ton)			
2004	Total	Total	Breakbulk	Bulk	Container	Total	Breakbulk	Bulk	Container
INBOUND	3,751,841	304,693	27,907	276,786	0	3,447,148	3,851	3,443,297	0
Mineral Fuel	3,352,850	116,013	0	116,013	0	3,236,837	0	3,236,837	0
Other General Cargo	207,864	3,254	3,254	0	0	204,610	0	204,610	0
Ref. Petroleum & Prod.	159,179	157,329	0	157,329	0	1,850	0	1,850	0
Fertilizer	22,464	22,464	22,464	0	0	0	0	0	0
Mach. & Elect. Equipt.	5,917	2,066	2,066	0	0	3,851	3,851	0	0
Crude Minerals	3,444	3,444	0	3,444	0	0	0	0	0
Live animals	123	123	123	0	0	0	0	0	0
OUTBOUND	281,643	10,874	7,053	3,821	0	270,769	0	270,769	0
Crude Minerals	274,590	3,821	0	3,821	0	270,769	0	270,769	0
Other General Cargo	4,482	4,482	4,482	0	0	0	0	0	0
Mach. & Elect. Equipt.	2,231	2,231	2,231	0	0	0	0	0	0
Transport Equipment	210	210	210	0	0	0	0	0	0
Cement	96	96	96	0	0	0	0	0	0
Live animals	28	28	28	0	0	0	0	0	0
Manufactures of Metal	6	6	6	0	0	0	0	0	0

PMO NORTH HARBOR (MANILA) 2004	Grand Total	DOMESTIC CARGO (ton)				FOREIGN CARGO (ton)			
		Total	Breakbulk	Bulk	Container	Total	Breakbulk	Bulk	Container
INBOUND	1,656,780	1,040,686	297,209	161,085	582,392	616,094	300,197	315,897	0
Other General Cargo	357,715	357,653	56,931	40,694	260,028	62	0	62	0
Iron & Steel	198,680	4,017	2,867	0	1,150	194,663	176,006	18,657	0
Sugar	160,682	160,682	58,208	0	102,474	0	0	0	0
Fruits & Vegetables	136,078	79,521	26,357	1,230	51,934	56,557	0	56,557	0
Wheat	85,658	6,489	183	0	6,306	79,169	0	79,169	0
Chemicals	79,431	64,431	6,830	49,891	7,710	15,000	0	15,000	0
Mineral Fuel	77,590	613	481	0	132	76,977	0	76,977	0
Palay & Rice	76,993	6,501	1,292	0	5,209	70,492	70,492	0	0
Logs	51,219	16,364	16,066	0	298	34,855	33,235	1,620	0
Fertilizer	50,488	11,937	11,231	0	706	38,551	0	38,551	0
Ref. Petroleum & Prod.	46,824	46,824	135	45,607	1,082	0	0	0	0
Cement	45,082	45,082	24,908	20,174	0	0	0	0	0
Fish & Fish Prep.	37,767	29,151	9,174	0	19,977	8,616	8,616	0	0
Crude Minerals	37,568	8,264	7,000	300	964	29,304	0	29,304	0
Plywood & Veneer	34,335	33,803	26,220	0	7,583	532	532	0	0
Animal Feeds	32,130	32,130	17,584	2,989	11,557	0	0	0	0
Manufactures of Metal	27,062	27,062	4,340	0	22,722	0	0	0	0
Lumber	22,176	11,167	6,332	0	4,835	11,009	11,009	0	0
Live animals	20,802	20,802	4,109	0	16,693	0	0	0	0
Metaliferous Ores/Scrap	19,361	19,361	5,834	0	13,527	0	0	0	0
Paper & Pulp	14,656	14,656	3,930	0	10,726	0	0	0	0
Copra	11,628	11,628	86	0	11,542	0	0	0	0
Corn	11,343	11,343	1,016	0	10,327	0	0	0	0
Furniture	6,318	6,318	188	0	6,130	0	0	0	0
Transport Equipment	4,076	3,986	3,073	0	913	90	90	0	0
Mach. & Elect. Equipt.	3,296	3,079	1,647	0	1,432	217	217	0	0
Dairy Products	3,023	3,023	35	0	2,988	0	0	0	0
Bottled Cargo	2,068	2,068	629	0	1,439	0	0	0	0
Coconut Oil	752	752	5	0	747	0	0	0	0
Crude Petroleum	560	560	201	200	159	0	0	0	0
Tobacco & Manufactures	473	473	51	0	422	0	0	0	0
Abaca	471	471	129	0	342	0	0	0	0
Textile & Garment Prod.	398	398	132	0	266	0	0	0	0
Textile Fiber	77	77	5	0	72	0	0	0	0
OUTBOUND	1,298,359	1,274,701	333,667	11,685	929,349	23,658	19,838	3,820	0
Other General Cargo	901,187	901,186	161,428	6,446	733,312	1	1	0	0
Iron & Steel	86,999	68,499	61,019	0	7,480	18,500	18,500	0	0
Manufactures of Metal	50,322	47,145	32,214	0	14,931	3,177	0	3,177	0
Chemicals	44,093	44,093	7,854	782	35,457	0	0	0	0
Fruits & Vegetables	30,528	30,528	8,440	0	22,088	0	0	0	0
Bottled Cargo	26,722	26,722	524	0	26,198	0	0	0	0
Mach. & Elect. Equipt.	22,188	20,208	6,487	0	13,721	1,980	1,337	643	0
Animal Feeds	20,218	20,218	9,586	0	10,632	0	0	0	0
Paper & Pulp	19,070	19,070	5,155	0	13,915	0	0	0	0
Palay & Rice	16,375	16,375	14,678	0	1,697	0	0	0	0
Tobacco & Manufactures	14,639	14,639	70	0	14,569	0	0	0	0
Transport Equipment	12,488	12,488	8,747	0	3,741	0	0	0	0
Furniture	9,174	9,174	572	0	8,602	0	0	0	0
Wheat	7,813	7,813	3,156	2,779	1,878	0	0	0	0
Ref. Petroleum & Prod.	7,346	7,346	1,030	1,678	4,638	0	0	0	0
Metaliferous Ores/Scrap	5,799	5,799	1,564	0	4,235	0	0	0	0
Crude Minerals	4,403	4,403	3,780	0	623	0	0	0	0
Plywood & Veneer	3,336	3,336	1,665	0	1,671	0	0	0	0
Dairy Products	2,498	2,498	205	0	2,293	0	0	0	0
Cement	2,359	2,359	1,949	0	410	0	0	0	0
Sugar	1,868	1,868	280	0	1,588	0	0	0	0
Fertilizer	1,680	1,680	1,118	0	562	0	0	0	0
Corn	1,579	1,579	321	0	1,258	0	0	0	0
Textile & Garment Prod.	1,529	1,529	307	0	1,222	0	0	0	0
Fish & Fish Prep.	1,219	1,219	457	0	762	0	0	0	0
Lumber	850	850	87	0	763	0	0	0	0
Live animals	797	797	743	0	54	0	0	0	0
Crude Petroleum	468	468	0	0	468	0	0	0	0
Textile Fiber	263	263	146	0	117	0	0	0	0
Molasses	261	261	0	0	261	0	0	0	0
Coconut Oil	247	247	62	0	185	0	0	0	0
Mineral Fuel	36	36	18	0	18	0	0	0	0
Copra	3	3	3	0	0	0	0	0	0
Abaca	2	2	2	0	0	0	0	0	0

PMO SOUTH HARBOR (MANILA) 2004	Grand Total	DOMESTIC CARGO (ton)				FOREIGN CARGO (ton)			
		Total	Breakbulk	Bulk	Container	Total	Breakbulk	Bulk	Container
INBOUND	12,514,069	6,478,505	1,422,150	4,087,460	968,895	6,035,564	1,977,609	379,130	3,678,825
Iron & Steel	3,294,185	1,379,438	1,367,379	0	12,059	1,914,747	1,837,674	0	77,073
Other General Cargo	2,742,613	725,609	2,017	216,543	507,049	2,017,004	1,806	0	2,015,198
Crude Petroleum	2,364,594	2,364,551	0	2,362,179	2,372	43	0	0	43
Chemicals	737,538	103,113	810	97,545	4,758	634,425	678	194,877	438,870
Ref. Petroleum & Prod.	722,505	604,777	0	604,768	9	117,728	0	110,237	7,491
Wheat	605,444	598,906	0	560,718	38,188	6,538	0	0	6,538
Fruits & Vegetables	247,316	32,479	1,041	0	31,438	214,837	0	74,016	140,821
Manufactures of Metal	240,447	24,408	1	0	24,407	216,039	984	0	215,055
Textile & Garment Prod.	194,832	7	0	0	7	194,825	0	0	194,825
Sugar	177,886	144,676	11	0	144,665	33,210	0	0	33,210
Paper & Pulp	172,011	15,124	0	0	15,124	156,887	0	0	156,887
Mach. & Elect. Equipt.	154,224	1,440	49	0	1,391	152,784	19,039	0	133,745
Palay & Rice	132,145	61,915	38,399	13,731	9,785	70,230	69,387	0	843
Crude Minerals	110,881	96,119	7,316	84,485	4,318	14,762	0	0	14,762
Molasses	78,316	78,316	0	78,307	9	0	0	0	0
Plywood & Veneer	72,424	5,193	0	0	5,193	67,231	10,490	0	56,741
Coconut Oil	58,035	57,969	0	57,969	0	66	0	0	66
Bottled Cargo	55,970	53,907	28	0	53,879	2,063	0	0	2,063
Furniture	40,800	3,682	7	0	3,675	37,118	0	0	37,118
Transport Equipment	37,966	2,572	1,447	951	174	35,394	22,225	0	13,169
Fertilizer	37,549	36,997	0	6,532	30,465	552	0	0	552
Lumber	35,367	6,888	2	0	6,886	28,479	10,827	0	17,652
Textile Fiber	34,048	0	0	0	0	34,048	0	0	34,048
Corn	32,538	32,538	278	1,804	30,456	0	0	0	0
Dairy Products	32,533	673	0	0	673	31,860	0	0	31,860
Fish & Fish Prep.	32,118	17,217	1,790	0	15,427	14,901	539	0	14,362
Animal Feeds	29,271	8,700	1	0	8,699	20,571	0	0	20,571
Abaca	7,859	7,859	0	0	7,859	0	0	0	0
Tobacco & Manufactures	7,592	258	0	0	258	7,334	0	0	7,334
Mineral Fuel	6,404	47	0	0	47	6,357	2,303	0	4,054
Copra	5,474	5,474	984	0	4,490	0	0	0	0
Metaliferous Ores/Scrap	5,160	2,194	411	998	785	2,966	427	0	2,539
Logs	4,342	3,365	0	0	3,365	977	0	0	977
Live animals	2,295	1,065	179	0	886	1,230	1,230	0	0
Cement	1,387	1,029	0	930	99	358	0	0	358
OUTBOUND	2,041,412	1,603,670	23,472	30,564	1,549,634	437,742	23,678	0	414,064
Other General Cargo	1,344,155	1,118,892	3,900	1,428	1,113,564	225,263	0	0	225,263
Bottled Cargo	95,481	94,479	3,038	0	91,441	1,002	0	0	1,002
Metaliferous Ores/Scrap	61,774	6,914	0	1,848	5,066	54,860	0	0	54,860
Mach. & Elect. Equipt.	61,597	45,039	128	0	44,911	16,558	1,676	0	14,882
Chemicals	53,308	39,079	0	3,392	35,687	14,229	0	0	14,229
Palay & Rice	52,537	52,537	412	0	52,125	0	0	0	0
Fruits & Vegetables	50,176	18,487	0	0	18,487	31,689	0	0	31,689
Animal Feeds	49,498	48,211	532	778	46,901	1,287	0	0	1,287
Iron & Steel	39,952	9,638	40	477	9,121	30,314	19,783	0	10,531
Paper & Pulp	34,872	29,339	0	0	29,339	5,533	0	0	5,533
Manufactures of Metal	31,097	17,614	3,033	0	14,581	13,483	476	0	13,007
Tobacco & Manufactures	27,433	26,966	0	0	26,966	467	0	0	467
Transport Equipment	19,756	17,848	2,028	0	15,820	1,908	1,743	0	165
Crude Petroleum	18,343	18,343	12	14,550	3,781	0	0	0	0
Crude Minerals	16,702	2,555	394	753	1,408	14,147	0	0	14,147
Furniture	11,300	7,891	14	0	7,877	3,409	0	0	3,409
Ref. Petroleum & Prod.	11,222	11,014	5,459	5,438	117	208	0	0	208
Dairy Products	9,886	9,422	0	0	9,422	464	0	0	464
Plywood & Veneer	9,338	5,519	28	0	5,491	3,819	0	0	3,819
Wheat	8,104	8,104	8	0	8,096	0	0	0	0
Fish & Fish Prep.	8,066	282	0	0	282	7,784	0	0	7,784
Cement	6,914	6,788	3,884	0	2,904	126	0	0	126
Fertilizer	5,305	5,290	12	1,700	3,578	15	0	0	15
Textile & Garment Prod.	3,998	495	0	0	495	3,503	0	0	3,503
Abaca	3,836	180	0	0	180	3,656	0	0	3,656
Corn	1,581	1,029	0	0	1,029	552	0	0	552
Textile Fiber	1,420	0	0	0	0	1,420	0	0	1,420
Mineral Fuel	1,061	3	3	0	0	1,058	0	0	1,058
Sugar	979	979	464	0	515	0	0	0	0
Lumber	571	245	83	0	162	326	0	0	326
Copra	333	0	0	0	0	333	0	0	333
Coconut Oil	310	0	0	0	0	310	0	0	310
Molasses	209	209	0	200	9	0	0	0	0
Live animals	190	171	0	0	171	19	0	0	19
Logs	108	108	0	0	108	0	0	0	0

PMO NASIPIT	Grand	DOMESTIC CARGO (ton)				FOREIGN CARGO (ton)			
2004	Total	Total	Breakbulk	Bulk	Container	Total	Breakbulk	Bulk	Container
INBOUND	895,423	874,794	154,809	312,319	407,666	20,629	20,629	0	0
Other General Cargo	350,301	350,254	27,344	0	322,910	47	47	0	0
Ref. Petroleum & Prod.	315,203	315,203	0	312,319	2,884	0	0	0	0
Bottled Cargo	80,584	80,584	49,238	0	31,346	0	0	0	0
Transport Equipment	61,266	61,266	56,758	0	4,508	0	0	0	0
Animal Feeds	17,330	17,330	1,048	0	16,282	0	0	0	0
Iron & Steel	15,605	8,923	7,901	0	1,022	6,682	6,682	0	0
Logs	14,494	7,050	7,050	0	0	7,444	7,444	0	0
Wheat	10,313	10,313	2,235	0	8,078	0	0	0	0
Plywood & Veneer	7,357	901	733	0	168	6,456	6,456	0	0
Tobacco & Manufactures	6,552	6,552	0	0	6,552	0	0	0	0
Sugar	3,480	3,480	162	0	3,318	0	0	0	0
Mach. & Elect. Equipt.	2,672	2,672	26	0	2,646	0	0	0	0
Dairy Products	2,128	2,128	0	0	2,128	0	0	0	0
Metaliferous Ores/Scrap	1,744	1,744	1,744	0	0	0	0	0	0
Fruits & Vegetables	1,638	1,638	0	0	1,638	0	0	0	0
Fertilizer	1,120	1,120	0	0	1,120	0	0	0	0
Fish & Fish Prep.	1,102	1,102	570	0	532	0	0	0	0
Furniture	952	952	0	0	952	0	0	0	0
Paper & Pulp	868	868	0	0	868	0	0	0	0
Cement	616	616	0	0	616	0	0	0	0
Palay & Rice	84	84	0	0	84	0	0	0	0
Chemicals	14	14	0	0	14	0	0	0	0
OUTBOUND	652,921	652,921	327,563	33,878	291,480	0	0	0	0
Plywood & Veneer	218,991	218,991	218,991	0	0	0	0	0	0
Other General Cargo	206,993	206,993	62,016	29,967	115,010	0	0	0	0
Fruits & Vegetables	152,023	152,023	10,959	0	141,064	0	0	0	0
Lumber	17,867	17,867	14,843	0	3,024	0	0	0	0
Transport Equipment	12,710	12,710	12,612	0	98	0	0	0	0
Animal Feeds	12,580	12,580	50	0	12,530	0	0	0	0
Corn	9,742	9,742	628	0	9,114	0	0	0	0
Logs	6,963	6,963	6,963	0	0	0	0	0	0
Metaliferous Ores/Scrap	6,650	6,650	56	0	6,594	0	0	0	0
Crude Minerals	4,793	4,793	0	3,911	882	0	0	0	0
Fish & Fish Prep.	1,544	1,544	4	0	1,540	0	0	0	0
Palay & Rice	1,149	1,149	29	0	1,120	0	0	0	0
Wheat	252	252	0	0	252	0	0	0	0
Manufactures of Metal	225	225	225	0	0	0	0	0	0
Mach. & Elect. Equipt.	214	214	186	0	28	0	0	0	0
Furniture	84	84	0	0	84	0	0	0	0
Bottled Cargo	42	42	0	0	42	0	0	0	0
Tobacco & Manufactures	42	42	0	0	42	0	0	0	0
Live animals	29	29	1	0	28	0	0	0	0
Chemicals	14	14	0	0	14	0	0	0	0
Dairy Products	14	14	0	0	14	0	0	0	0

PMO OZAMIZ	Grand	DOMESTIC CARGO (ton)				FOREIGN CARGO (ton)			
2004	Total	Total	Breakbulk	Bulk	Container	Total	Breakbulk	Bulk	Container
INBOUND	1,496,525	1,493,043	935,096	217,301	340,646	3,482	0	3,482	0
Transport Equipment	652,445	652,445	642,727	0	9,718	0	0	0	0
Other General Cargo	289,500	289,500	69,860	0	219,640	0	0	0	0
Ref. Petroleum & Prod.	119,562	116,080	176	113,195	2,709	3,482	0	3,482	0
Copra	104,718	104,718	612	104,106	0	0	0	0	0
Bottled Cargo	102,055	102,055	75,314	0	26,741	0	0	0	0
Cement	60,283	60,283	60,087	0	196	0	0	0	0
Animal Feeds	30,591	30,591	11,259	0	19,332	0	0	0	0
Fertilizer	25,065	25,065	23,958	0	1,107	0	0	0	0
Manufactures of Metal	18,619	18,619	8,090	0	10,529	0	0	0	0
Palay & Rice	15,755	15,755	12,094	0	3,661	0	0	0	0
Iron & Steel	12,963	12,963	7,799	0	5,164	0	0	0	0
Wheat	11,038	11,038	1,374	0	9,664	0	0	0	0
Sugar	10,056	10,056	7,245	0	2,811	0	0	0	0
Tobacco & Manufactures	9,183	9,183	4	0	9,179	0	0	0	0
Mach. & Elect. Equipt.	6,127	6,127	816	0	5,311	0	0	0	0
Fruits & Vegetables	5,726	5,726	1,934	0	3,792	0	0	0	0
Lumber	4,886	4,886	3,095	0	1,791	0	0	0	0
Paper & Pulp	3,570	3,570	611	0	2,959	0	0	0	0
Chemicals	3,409	3,409	1,354	0	2,055	0	0	0	0
Metaliferous Ores/Scrap	3,261	3,261	1,754	0	1,507	0	0	0	0
Furniture	2,237	2,237	611	0	1,626	0	0	0	0
Crude Minerals	2,138	2,138	2,039	0	99	0	0	0	0
Plywood & Veneer	1,401	1,401	1,108	0	293	0	0	0	0
Fish & Fish Prep.	527	527	472	0	55	0	0	0	0
Coconut Oil	520	520	139	0	381	0	0	0	0
Textile & Garment Prod.	446	446	184	0	262	0	0	0	0
Corn	330	330	267	0	63	0	0	0	0
Live animals	114	114	113	0	1	0	0	0	0
OUTBOUND	1,378,887	1,235,074	918,246	121,704	195,124	143,813	8,500	135,313	0
Transport Equipment	727,449	727,449	726,694	0	755	0	0	0	0
Coconut Oil	162,253	61,879	2,566	55,309	4,004	100,374	0	100,374	0
Other General Cargo	151,232	151,232	46,557	0	104,675	0	0	0	0
Copra	86,423	69,351	2,906	62,092	4,353	17,072	0	17,072	0
Lumber	72,466	72,466	59,148	0	13,318	0	0	0	0
Bottled Cargo	57,568	57,568	45,793	0	11,775	0	0	0	0
Fruits & Vegetables	23,337	23,337	7,149	0	16,188	0	0	0	0
Animal Feeds	23,323	12,823	1,245	3,650	7,928	10,500	0	10,500	0
Manufactures of Metal	21,829	21,829	14,568	0	7,261	0	0	0	0
Metaliferous Ores/Scrap	11,904	4,537	288	353	3,896	7,367	0	7,367	0
Chemicals	9,033	533	161	300	72	8,500	8,500	0	0
Fish & Fish Prep.	8,452	8,452	3,189	0	5,263	0	0	0	0
Palay & Rice	6,766	6,766	2,121	0	4,645	0	0	0	0
Crude Minerals	4,479	4,479	0	0	4,479	0	0	0	0
Corn	4,204	4,204	881	0	3,323	0	0	0	0
Live animals	1,533	1,533	1,502	0	31	0	0	0	0
Iron & Steel	1,358	1,358	680	0	678	0	0	0	0
Cement	1,335	1,335	1,335	0	0	0	0	0	0
Plywood & Veneer	1,116	1,116	97	0	1,019	0	0	0	0
Fertilizer	935	935	791	0	144	0	0	0	0
Mach. & Elect. Equipt.	434	434	159	0	275	0	0	0	0
Paper & Pulp	294	294	197	0	97	0	0	0	0
Textile Fiber	269	269	0	0	269	0	0	0	0
Furniture	254	254	69	0	185	0	0	0	0
Tobacco & Manufactures	234	234	58	0	176	0	0	0	0
Sugar	156	156	30	0	126	0	0	0	0
Wheat	135	135	0	0	135	0	0	0	0
Textile & Garment Prod.	51	51	42	0	9	0	0	0	0
Ref. Petroleum & Prod.	47	47	2	0	45	0	0	0	0
Logs	17	17	17	0	0	0	0	0	0

PMO PUERTO PRINCESA	Grand	DOMESTIC CARGO (ton)				FOREIGN CARGO (ton)			
2004	Total	Total	Breakbulk	Bulk	Container	Total	Breakbulk	Bulk	Container
INBOUND	644,268	619,039	284,436	122,514	212,089	25,229	4,074	20,850	305
Other General Cargo	200,986	200,943	42,314	0	158,629	43	43	0	0
Ref. Petroleum & Prod.	99,377	99,377	7,983	91,394	0	0	0	0	0
Cement	85,149	85,149	85,140	0	9	0	0	0	0
Crude Minerals	69,511	48,661	17,322	31,120	219	20,850	0	20,850	0
Bottled Cargo	63,891	63,891	55,542	0	8,349	0	0	0	0
Mach. & Elect. Equipt.	15,330	11,284	3,496	0	7,788	4,046	4,031	0	15
Iron & Steel	14,116	14,116	6,275	0	7,841	0	0	0	0
Sugar	12,572	12,572	12,372	0	200	0	0	0	0
Transport Equipment	12,541	12,251	7,057	0	5,194	290	0	0	290
Fertilizer	11,616	11,616	11,508	0	108	0	0	0	0
Manufactures of Metal	10,185	10,185	4,158	0	6,027	0	0	0	0
Animal Feeds	8,886	8,886	5,069	0	3,817	0	0	0	0
Palay & Rice	8,732	8,732	8,628	0	104	0	0	0	0
Fruits & Vegetables	4,870	4,870	1,207	0	3,663	0	0	0	0
Fish & Fish Prep.	4,300	4,300	4,296	0	4	0	0	0	0
Wheat	3,626	3,626	3,208	0	418	0	0	0	0
Tobacco & Manufactures	3,399	3,399	415	0	2,984	0	0	0	0
Mineral Fuel	2,962	2,962	1,716	0	1,246	0	0	0	0
Dairy Products	2,778	2,778	186	0	2,592	0	0	0	0
Plywood & Veneer	2,752	2,752	1,927	0	825	0	0	0	0
Copra	1,755	1,755	1,755	0	0	0	0	0	0
Lumber	1,119	1,119	1,101	0	18	0	0	0	0
Textile Fiber	1,000	1,000	135	0	865	0	0	0	0
Coconut Oil	929	929	451	0	478	0	0	0	0
Furniture	909	909	497	0	412	0	0	0	0
Chemicals	325	325	290	0	35	0	0	0	0
Live animals	296	296	254	0	42	0	0	0	0
Paper & Pulp	209	209	1	0	208	0	0	0	0
Corn	75	75	75	0	0	0	0	0	0
Textile & Garment Prod.	48	48	48	0	0	0	0	0	0
Crude Petroleum	24	24	10	0	14	0	0	0	0
OUTBOUND	1,089,538	266,622	113,328	37,593	115,701	822,916	810	820,841	1,265
Crude Petroleum	487,232	0	0	0	0	487,232	0	487,232	0
Crude Minerals	340,637	7,028	8	5,947	1,073	333,609	0	333,609	0
Other General Cargo	128,811	128,811	64,040	0	64,771	0	0	0	0
Fish & Fish Prep.	37,089	36,569	23,289	0	13,280	520	520	0	0
Copra	36,053	36,053	2,998	31,346	1,709	0	0	0	0
Palay & Rice	22,911	22,911	5,409	0	17,502	0	0	0	0
Live animals	5,267	5,267	865	0	4,402	0	0	0	0
Transport Equipment	4,847	3,612	2,231	0	1,381	1,235	290	0	945
Animal Feeds	3,852	3,852	2,569	0	1,283	0	0	0	0
Fruits & Vegetables	3,332	3,332	272	0	3,060	0	0	0	0
Bottled Cargo	3,153	3,153	3,012	0	141	0	0	0	0
Corn	2,739	2,739	1,415	0	1,324	0	0	0	0
Mach. & Elect. Equipt.	2,673	2,353	988	0	1,365	320	0	0	320
Manufactures of Metal	2,455	2,455	1,036	0	1,419	0	0	0	0
Metaliferous Ores/Scrap	2,061	2,061	119	0	1,942	0	0	0	0
Cement	1,810	1,810	1,810	0	0	0	0	0	0
Mineral Fuel	1,230	1,230	740	300	190	0	0	0	0
Ref. Petroleum & Prod.	1,212	1,212	1,212	0	0	0	0	0	0
Plywood & Veneer	743	743	713	0	30	0	0	0	0
Iron & Steel	354	354	280	0	74	0	0	0	0
Tobacco & Manufactures	266	266	6	0	260	0	0	0	0
Wheat	240	240	14	0	226	0	0	0	0
Furniture	214	214	86	0	128	0	0	0	0
Sugar	118	118	118	0	0	0	0	0	0
Lumber	91	91	91	0	0	0	0	0	0
Textile Fiber	59	59	0	0	59	0	0	0	0
Dairy Products	45	45	0	0	45	0	0	0	0
Paper & Pulp	20	20	0	0	20	0	0	0	0
Chemicals	17	17	0	0	17	0	0	0	0
Textile & Garment Prod.	7	7	7	0	0	0	0	0	0

PMO PULUPANDAN 2004	Grand Total	DOMESTIC CARGO (ton)				FOREIGN CARGO (ton)			
		Total	Breakbulk	Bulk	Container	Total	Breakbulk	Bulk	Container
INBOUND	2,453,996	2,304,442	1,224,881	428,338	651,223	149,554	68,710	80,844	0
Other General Cargo	578,346	578,346	162,373	18,583	397,390	0	0	0	0
Transport Equipment	345,398	345,398	334,688	10	10,700	0	0	0	0
Ref. Petroleum & Prod.	314,286	314,286	2,553	303,908	7,825	0	0	0	0
Cement	284,733	284,733	284,211	0	522	0	0	0	0
Fertilizer	190,680	101,550	96,842	3,993	715	89,130	30,460	58,670	0
Palay & Rice	152,207	114,957	108,300	0	6,657	37,250	37,250	0	0
Animal Feeds	80,101	80,101	41,360	13,279	25,462	0	0	0	0
Bottled Cargo	61,686	61,686	42,226	0	19,460	0	0	0	0
Molasses	60,247	60,247	10	60,237	0	0	0	0	0
Iron & Steel	57,926	57,926	48,730	442	8,754	0	0	0	0
Chemicals	46,751	30,946	9,048	12,391	9,507	15,805	1,000	14,805	0
Mach. & Elect. Equipt.	42,026	42,026	7,669	54	34,303	0	0	0	0
Corn	33,656	33,656	10,342	0	23,314	0	0	0	0
Manufactures of Metal	32,590	32,590	5,484	0	27,106	0	0	0	0
Wheat	31,583	31,583	27,224	501	3,858	0	0	0	0
Fruits & Vegetables	24,550	24,550	3,973	0	20,577	0	0	0	0
Mineral Fuel	18,088	13,331	0	13,306	25	4,757	0	4,757	0
Tobacco & Manufactures	15,924	15,924	98	0	15,826	0	0	0	0
Plywood & Veneer	15,722	15,722	13,653	0	2,069	0	0	0	0
Dairy Products	10,323	10,323	405	0	9,918	0	0	0	0
Paper & Pulp	10,242	10,242	1,062	0	9,180	0	0	0	0
Furniture	9,117	9,117	848	0	8,269	0	0	0	0
Lumber	8,014	8,014	6,463	80	1,471	0	0	0	0
Fish & Fish Prep.	7,926	7,926	7,715	0	211	0	0	0	0
Crude Minerals	6,075	6,075	4,581	0	1,494	0	0	0	0
Metaliferous Ores/Scrap	5,689	3,077	488	500	2,089	2,612	0	2,612	0
Sugar	3,226	3,226	3,151	0	75	0	0	0	0
Crude Petroleum	2,278	2,278	46	0	2,232	0	0	0	0
Coconut Oil	1,295	1,295	375	0	920	0	0	0	0
Live animals	1,210	1,210	659	0	551	0	0	0	0
Copra	1,054	1,054	0	1,054	0	0	0	0	0
Textile & Garment Prod.	975	975	260	0	715	0	0	0	0
Logs	44	44	44	0	0	0	0	0	0
Textile Fiber	28	28	0	0	28	0	0	0	0
OUTBOUND	1,675,719	1,356,515	840,698	187,354	328,463	319,204	0	319,204	0
Sugar	706,521	534,291	286,104	9,754	238,433	172,230	0	172,230	0
Transport Equipment	289,552	289,552	289,207	0	345	0	0	0	0
Molasses	159,252	88,849	0	88,849	0	70,403	0	70,403	0
Bottled Cargo	142,245	142,245	136,191	0	6,054	0	0	0	0
Other General Cargo	106,416	106,416	56,633	1,700	48,083	0	0	0	0
Metaliferous Ores/Scrap	95,298	18,727	816	5,345	12,566	76,571	0	76,571	0
Chemicals	90,664	90,664	7,480	80,866	2,318	0	0	0	0
Palay & Rice	21,719	21,719	19,436	0	2,283	0	0	0	0
Fertilizer	21,324	21,324	20,245	0	1,079	0	0	0	0
Animal Feeds	9,081	9,081	4,812	0	4,269	0	0	0	0
Iron & Steel	6,746	6,746	4,911	800	1,035	0	0	0	0
Fish & Fish Prep.	4,450	4,450	2,229	0	2,221	0	0	0	0
Mach. & Elect. Equipt.	4,324	4,324	3,233	0	1,091	0	0	0	0
Fruits & Vegetables	4,261	4,261	1,417	0	2,844	0	0	0	0
Manufactures of Metal	3,462	3,462	938	0	2,524	0	0	0	0
Live animals	1,945	1,945	1,703	0	242	0	0	0	0
Coconut Oil	1,436	1,436	1,409	0	27	0	0	0	0
Plywood & Veneer	879	879	861	0	18	0	0	0	0
Wheat	875	875	812	0	63	0	0	0	0
Crude Minerals	834	834	267	0	567	0	0	0	0
Cement	827	827	818	0	9	0	0	0	0
Lumber	801	801	134	0	667	0	0	0	0
Paper & Pulp	683	683	476	0	207	0	0	0	0
Furniture	627	627	230	0	397	0	0	0	0
Dairy Products	522	522	14	0	508	0	0	0	0
Tobacco & Manufactures	366	366	72	0	294	0	0	0	0
Ref. Petroleum & Prod.	260	260	74	0	186	0	0	0	0
Crude Petroleum	76	76	4	0	72	0	0	0	0
Corn	70	70	70	0	0	0	0	0	0
Logs	65	65	65	0	0	0	0	0	0
Textile Fiber	61	61	0	0	61	0	0	0	0
Mineral Fuel	40	40	0	40	0	0	0	0	0
Textile & Garment Prod.	21	21	21	0	0	0	0	0	0
Abaca	9	9	9	0	0	0	0	0	0
Copra	7	7	7	0	0	0	0	0	0

PMO SURIGAO	Grand	DOMESTIC CARGO (ton)				FOREIGN CARGO (ton)			
2004	Total	Total	Breakbulk	Bulk	Container	Total	Breakbulk	Bulk	Container
INBOUND	523,373	486,248	352,149	100,913	33,186	37,125	31,221	5,904	0
Transport Equipment	204,257	204,257	203,445	812	0	0	0	0	0
Other General Cargo	101,621	99,943	52,978	13,779	33,186	1,678	1,678	0	0
Palay & Rice	45,892	19,921	19,921	0	0	25,971	25,971	0	0
Mineral Fuel	32,808	26,904	590	26,314	0	5,904	0	5,904	0
Ref. Petroleum & Prod.	28,115	28,115	3,099	25,016	0	0	0	0	0
Cement	21,120	21,120	17,656	3,464	0	0	0	0	0
Metaliferous Ores/Scrap	19,201	17,439	0	17,439	0	1,762	1,762	0	0
Iron & Steel	19,024	19,024	17,524	1,500	0	0	0	0	0
Animal Feeds	11,340	11,340	11,340	0	0	0	0	0	0
Crude Minerals	6,280	6,280	68	6,212	0	0	0	0	0
Bottled Cargo	6,273	6,273	6,273	0	0	0	0	0	0
Sugar	5,512	5,512	5,512	0	0	0	0	0	0
Wheat	4,782	4,782	4,782	0	0	0	0	0	0
Fish & Fish Prep.	2,393	2,393	693	1,700	0	0	0	0	0
Copra	2,352	2,352	2,352	0	0	0	0	0	0
Chemicals	2,328	2,328	341	1,987	0	0	0	0	0
Crude Petroleum	1,600	1,600	0	1,600	0	0	0	0	0
Plywood & Veneer	1,597	537	537	0	0	1,060	1,060	0	0
Fertilizer	1,405	1,405	1,405	0	0	0	0	0	0
Abaca	1,210	1,210	1,210	0	0	0	0	0	0
Mach. & Elect. Equipt.	1,180	430	40	390	0	750	750	0	0
Live animals	899	899	899	0	0	0	0	0	0
Fruits & Vegetables	800	800	800	0	0	0	0	0	0
Manufactures of Metal	700	700	0	700	0	0	0	0	0
Corn	303	303	303	0	0	0	0	0	0
Lumber	255	255	255	0	0	0	0	0	0
Logs	62	62	62	0	0	0	0	0	0
Dairy Products	49	49	49	0	0	0	0	0	0
Coconut Oil	8	8	8	0	0	0	0	0	0
Furniture	6	6	6	0	0	0	0	0	0
Paper & Pulp	1	1	1	0	0	0	0	0	0
OUTBOUND	1,814,818	605,179	526,259	59,034	19,886	1,209,639	0	1,209,639	0
Metaliferous Ores/Scrap	1,112,438	15,394	15,394	0	0	1,097,044	0	1,097,044	0
Transport Equipment	175,766	175,766	175,766	0	0	0	0	0	0
Mineral Fuel	114,079	1,484	1,384	100	0	112,595	0	112,595	0
Copra	91,516	91,516	36,169	55,347	0	0	0	0	0
Cement	85,963	85,963	85,963	0	0	0	0	0	0
Logs	72,451	72,451	72,451	0	0	0	0	0	0
Other General Cargo	56,972	56,972	37,086	0	19,886	0	0	0	0
Paper & Pulp	30,789	30,789	30,789	0	0	0	0	0	0
Lumber	29,457	29,457	29,457	0	0	0	0	0	0
Fruits & Vegetables	11,174	11,174	11,174	0	0	0	0	0	0
Palay & Rice	10,992	10,992	10,992	0	0	0	0	0	0
Iron & Steel	6,666	6,666	5,566	1,100	0	0	0	0	0
Live animals	4,967	4,967	4,967	0	0	0	0	0	0
Abaca	2,345	2,345	2,345	0	0	0	0	0	0
Ref. Petroleum & Prod.	1,990	1,990	486	1,504	0	0	0	0	0
Fish & Fish Prep.	1,959	1,959	1,959	0	0	0	0	0	0
Animal Feeds	1,280	1,280	1,280	0	0	0	0	0	0
Bottled Cargo	1,126	1,126	1,126	0	0	0	0	0	0
Mach. & Elect. Equipt.	983	983	0	983	0	0	0	0	0
Wheat	562	562	562	0	0	0	0	0	0
Sugar	518	518	518	0	0	0	0	0	0
Fertilizer	222	222	222	0	0	0	0	0	0
Crude Minerals	180	180	180	0	0	0	0	0	0
Dairy Products	168	168	168	0	0	0	0	0	0
Coconut Oil	121	121	121	0	0	0	0	0	0
Corn	100	100	100	0	0	0	0	0	0
Crude Petroleum	34	34	34	0	0	0	0	0	0

PMO TACLOBAN	Grand	DOMESTIC CARGO (ton)				FOREIGN CARGO (ton)			
2004	Total	Total	Breakbulk	Bulk	Container	Total	Breakbulk	Bulk	Container
INBOUND	4,620,980	2,861,277	2,216,430	464,269	180,578	1,759,703	7,179	1,752,524	0
Transport Equipment	1,233,206	1,233,206	1,232,936	160	110	0	0	0	0
Mineral Fuel	855,100	58,016	0	58,016	0	797,084	0	797,084	0
Crude Minerals	598,173	114,956	1,380	113,576	0	483,217	0	483,217	0
Cement	394,549	394,549	386,233	7,993	323	0	0	0	0
Chemicals	261,515	9,819	1,302	4,774	3,743	251,696	0	251,696	0
Other General Cargo	244,916	237,137	128,962	1,368	106,807	7,779	1,479	6,300	0
Ref. Petroleum & Prod.	231,944	223,760	554	223,206	0	8,184	0	8,184	0
Fertilizer	220,096	8,353	7,562	0	791	211,743	5,700	206,043	0
Bottled Cargo	125,204	125,204	110,296	0	14,908	0	0	0	0
Palay & Rice	107,965	107,965	103,902	0	4,063	0	0	0	0
Animal Feeds	106,447	106,447	93,861	0	12,586	0	0	0	0
Iron & Steel	39,965	39,965	35,933	502	3,530	0	0	0	0
Wheat	39,629	39,629	32,418	0	7,211	0	0	0	0
Sugar	31,497	31,497	30,308	0	1,189	0	0	0	0
Copra	23,765	23,765	3,782	19,983	0	0	0	0	0
Metaliferous Ores/Scrap	15,285	15,285	3	15,275	7	0	0	0	0
Corn	13,888	13,888	8,895	0	4,993	0	0	0	0
Plywood & Veneer	13,112	13,112	12,843	0	269	0	0	0	0
Molasses	11,691	11,691	0	11,691	0	0	0	0	0
Fruits & Vegetables	10,024	10,024	9,975	0	49	0	0	0	0
Mach. & Elect. Equipt.	9,853	9,853	2,268	1,150	6,435	0	0	0	0
Tobacco & Manufactures	8,447	8,447	0	0	8,447	0	0	0	0
Coconut Oil	5,272	5,272	2,772	2,500	0	0	0	0	0
Crude Petroleum	4,075	4,075	0	4,075	0	0	0	0	0
Lumber	3,514	3,514	3,514	0	0	0	0	0	0
Manufactures of Metal	3,063	3,063	1,673	0	1,390	0	0	0	0
Fish & Fish Prep.	2,734	2,734	2,734	0	0	0	0	0	0
Dairy Products	2,165	2,165	148	0	2,017	0	0	0	0
Furniture	2,049	2,049	983	0	1,066	0	0	0	0
Paper & Pulp	942	942	359	0	583	0	0	0	0
Abaca	362	362	362	0	0	0	0	0	0
Live animals	276	276	276	0	0	0	0	0	0
Logs	171	171	171	0	0	0	0	0	0
Textile & Garment Prod.	77	77	16	0	61	0	0	0	0
Textile Fiber	9	9	9	0	0	0	0	0	0
OUTBOUND	4,022,349	3,160,777	2,000,761	1,134,947	25,069	861,572	324,900	536,672	0
Transport Equipment	1,224,419	1,224,419	1,224,217	160	42	0	0	0	0
Fertilizer	900,357	551,829	551,794	0	35	348,528	212,850	135,678	0
Crude Minerals	597,061	581,992	0	581,992	0	15,069	0	15,069	0
Metaliferous Ores/Scrap	320,011	139,000	57,623	80,005	1,372	181,011	106,550	74,461	0
Copra	310,853	295,553	35,915	259,386	252	15,300	0	15,300	0
Chemicals	264,099	59,655	1,150	58,505	0	204,444	0	204,444	0
Coconut Oil	110,571	32,851	17	32,834	0	77,720	0	77,720	0
Mineral Fuel	105,095	105,095	2,071	103,024	0	0	0	0	0
Other General Cargo	68,888	68,888	52,576	879	15,433	0	0	0	0
Bottled Cargo	49,904	49,904	49,847	0	57	0	0	0	0
Cement	16,423	16,423	265	16,158	0	0	0	0	0
Iron & Steel	15,131	1,131	1,122	0	9	14,000	0	14,000	0
Sugar	12,271	12,271	9,907	0	2,364	0	0	0	0
Mach. & Elect. Equipt.	9,560	4,060	3,985	75	0	5,500	5,500	0	0
Palay & Rice	4,981	4,981	2,913	0	2,068	0	0	0	0
Manufactures of Metal	3,690	3,690	1,568	0	2,122	0	0	0	0
Animal Feeds	1,846	1,846	1,065	0	781	0	0	0	0
Fish & Fish Prep.	1,721	1,721	1,719	0	2	0	0	0	0
Fruits & Vegetables	1,276	1,276	1,269	0	7	0	0	0	0
Ref. Petroleum & Prod.	1,223	1,223	0	1,223	0	0	0	0	0
Abaca	1,009	1,009	865	0	144	0	0	0	0
Corn	516	516	299	0	217	0	0	0	0
Molasses	500	500	0	500	0	0	0	0	0
Logs	406	406	200	206	0	0	0	0	0
Lumber	172	172	172	0	0	0	0	0	0
Dairy Products	164	164	9	0	155	0	0	0	0
Live animals	127	127	127	0	0	0	0	0	0
Furniture	72	72	63	0	9	0	0	0	0
Plywood & Veneer	3	3	3	0	0	0	0	0	0

PMO TAGBILARAN	Grand	DOMESTIC CARGO				FOREIGN CARGO			
20004	Total	Total	Breakbulk	Bulk	Container	Total	Breakbulk	Bulk	Container
INBOUND	1,096,709	1,092,810	708,157	245,465	139,188	3,899	3,003	896	0
Transport Equipment	247,662	247,662	243,651	0	4,011	0	0	0	0
Other General Cargo	170,763	170,763	98,093	0	72,670	0	0	0	0
Cement	154,502	154,502	154,434	0	68	0	0	0	0
Crude Minerals	148,606	148,606	781	147,821	4	0	0	0	0
Ref. Petroleum & Prod.	94,637	94,637	59	94,269	309	0	0	0	0
Animal Feeds	69,416	69,416	50,862	268	18,286	0	0	0	0
Bottled Cargo	31,394	31,394	24,663	0	6,731	0	0	0	0
Iron & Steel	30,140	26,241	20,204	0	6,037	3,899	3,003	896	0
Fertilizer	24,043	24,043	23,873	144	26	0	0	0	0
Palay & Rice	21,989	21,989	19,051	0	2,938	0	0	0	0
Sugar	15,412	15,412	14,419	0	993	0	0	0	0
Fruits & Vegetables	12,904	12,904	7,521	2,963	2,420	0	0	0	0
Wheat	11,125	11,125	10,632	0	493	0	0	0	0
Corn	10,023	10,023	4,557	0	5,466	0	0	0	0
Chemicals	6,395	6,395	2,537	0	3,858	0	0	0	0
Fish & Fish Prep.	6,006	6,006	5,942	0	64	0	0	0	0
Mach. & Elect. Equipt.	5,547	5,547	3,261	0	2,286	0	0	0	0
Furniture	5,409	5,409	1,169	0	4,240	0	0	0	0
Plywood & Veneer	5,353	5,353	5,124	0	229	0	0	0	0
Coconut Oil	4,129	4,129	3,601	0	528	0	0	0	0
Tobacco & Manufactures	3,892	3,892	1,149	0	2,743	0	0	0	0
Dairy Products	3,789	3,789	3,328	0	461	0	0	0	0
Paper & Pulp	2,561	2,561	825	0	1,736	0	0	0	0
Manufactures of Metal	2,492	2,492	1,345	0	1,147	0	0	0	0
Mineral Fuel	2,260	2,260	2,260	0	0	0	0	0	0
Textile & Garment Prod.	2,212	2,212	2,055	0	157	0	0	0	0
Live animals	1,348	1,348	1,321	0	27	0	0	0	0
Lumber	1,277	1,277	1,174	0	103	0	0	0	0
Crude Petroleum	1,055	1,055	24	0	1,031	0	0	0	0
Metaliferous Ores/Scrap	160	160	96	0	64	0	0	0	0
Molasses	134	134	134	0	0	0	0	0	0
Textile Fiber	73	73	11	0	62	0	0	0	0
Copra	1	1	1	0	0	0	0	0	0
OUTBOUND	1,707,988	1,058,740	293,425	737,878	27,437	649,248	0	649,248	0
Crude Minerals	1,350,376	701,128	2,294	698,737	97	649,248	0	649,248	0
Transport Equipment	212,860	212,860	212,385	0	475	0	0	0	0
Copra	49,087	49,087	9,946	39,141	0	0	0	0	0
Other General Cargo	43,400	43,400	28,365	0	15,035	0	0	0	0
Palay & Rice	9,429	9,429	8,763	0	666	0	0	0	0
Iron & Steel	6,474	6,474	5,034	0	1,440	0	0	0	0
Live animals	6,399	6,399	6,314	0	85	0	0	0	0
Fruits & Vegetables	5,289	5,289	5,094	0	195	0	0	0	0
Animal Feeds	4,815	4,815	2,507	0	2,308	0	0	0	0
Manufactures of Metal	3,200	3,200	2,512	0	688	0	0	0	0
Bottled Cargo	3,183	3,183	2,309	0	874	0	0	0	0
Fish & Fish Prep.	3,087	3,087	2,682	0	405	0	0	0	0
Wheat	2,080	2,080	213	0	1,867	0	0	0	0
Metaliferous Ores/Scrap	2,067	2,067	1,721	0	346	0	0	0	0
Lumber	1,312	1,312	1,312	0	0	0	0	0	0
Paper & Pulp	809	809	9	0	800	0	0	0	0
Textile Fiber	720	720	23	0	697	0	0	0	0
Chemicals	518	518	78	0	440	0	0	0	0
Mach. & Elect. Equipt.	516	516	200	0	316	0	0	0	0
Furniture	505	505	318	0	187	0	0	0	0
Corn	294	294	123	0	171	0	0	0	0
Fertilizer	217	217	217	0	0	0	0	0	0
Cement	195	195	195	0	0	0	0	0	0
Dairy Products	189	189	107	0	82	0	0	0	0
Sugar	183	183	183	0	0	0	0	0	0
Textile & Garment Prod.	138	138	125	0	13	0	0	0	0
Tobacco & Manufactures	137	137	20	0	117	0	0	0	0
Coconut Oil	117	117	117	0	0	0	0	0	0
Mineral Fuel	116	116	91	0	25	0	0	0	0
Crude Petroleum	81	81	18	0	63	0	0	0	0
Plywood & Veneer	78	78	69	0	9	0	0	0	0
Abaca	70	70	70	0	0	0	0	0	0
Ref. Petroleum & Prod.	47	47	11	0	36	0	0	0	0

PMO ZAMBOANGA	Grand	DOMESTIC CARGO				FOREIGN CARGO			
2004	Total	Total	Breakbulk	Bulk	Container	Total	Breakbulk	Bulk	Container
INBOUND	1,341,070	1,227,320	598,484	240,971	387,865	113,750	80,487	33,233	30
Other General Cargo	346,301	346,215	138,141	250	207,824	86	56	0	30
Ref. Petroleum & Prod.	219,082	207,311	528	202,612	4,171	11,771	0	11,771	0
Cement	142,844	142,844	142,775	0	69	0	0	0	0
Palay & Rice	98,414	38,964	24,243	0	14,721	59,450	59,450	0	0
Bottled Cargo	92,260	92,260	75,954	0	16,306	0	0	0	0
Logs	80,171	74,289	48,898	25,391	0	5,882	5,882	0	0
Fish & Fish Prep.	45,901	35,807	27,092	7,443	1,272	10,094	632	9,462	0
Copra	36,262	36,262	34,417	1,845	0	0	0	0	0
Transport Equipment	28,804	28,804	20,491	0	8,313	0	0	0	0
Iron & Steel	27,238	27,238	14,480	550	12,208	0	0	0	0
Manufactures of Metal	26,624	26,624	561	0	26,063	0	0	0	0
Crude Minerals	25,666	3,488	3,364	0	124	22,178	10,178	12,000	0
Mach. & Elect. Equipt.	24,689	24,683	6,553	0	18,130	6	6	0	0
Sugar	19,939	19,939	6,902	0	13,037	0	0	0	0
Animal Feeds	18,345	18,345	5,110	0	13,235	0	0	0	0
Chemicals	18,048	18,048	6,174	2,880	8,994	0	0	0	0
Plywood & Veneer	16,247	12,355	11,365	0	990	3,892	3,892	0	0
Tobacco & Manufactures	11,780	11,780	151	0	11,629	0	0	0	0
Wheat	11,516	11,513	4,637	0	6,876	3	3	0	0
Fruits & Vegetables	10,997	10,997	3,874	0	7,123	0	0	0	0
Fertilizer	9,228	9,228	7,643	0	1,585	0	0	0	0
Corn	9,137	9,137	3,107	0	6,030	0	0	0	0
Dairy Products	3,551	3,551	1,661	0	1,890	0	0	0	0
Furniture	3,252	3,250	327	0	2,923	2	2	0	0
Coconut Oil	2,677	2,649	1,522	0	1,127	28	28	0	0
Abaca	2,470	2,470	2,470	0	0	0	0	0	0
Metaliferous Ores/Scrap	2,399	2,399	2,399	0	0	0	0	0	0
Paper & Pulp	1,905	1,905	188	0	1,717	0	0	0	0
Lumber	1,828	1,828	1,398	0	430	0	0	0	0
Textile & Garment Prod.	1,222	864	84	0	780	358	358	0	0
Live animals	1,109	1,109	911	0	198	0	0	0	0
Mineral Fuel	1,064	1,064	1,064	0	0	0	0	0	0
Textile Fiber	100	100	0	0	100	0	0	0	0
OUTBOUND	795,603	768,997	385,475	194,404	189,118	26,606	1,333	25,273	0
Other General Cargo	213,173	213,158	140,672	0	72,486	15	15	0	0
Mineral Fuel	127,559	127,559	0	127,559	0	0	0	0	0
Fish & Fish Prep.	119,662	118,842	30,705	0	88,137	820	820	0	0
Copra	78,953	77,353	16,655	60,686	12	1,600	0	1,600	0
Bottled Cargo	47,487	47,487	46,745	0	742	0	0	0	0
Plywood & Veneer	46,718	46,718	46,270	0	448	0	0	0	0
Palay & Rice	38,647	38,172	37,972	0	200	475	475	0	0
Coconut Oil	27,875	4,202	3,258	641	303	23,673	0	23,673	0
Metaliferous Ores/Scrap	13,497	13,497	1,410	0	12,087	0	0	0	0
Crude Minerals	9,712	9,712	2,599	5,505	1,608	0	0	0	0
Transport Equipment	9,287	9,287	8,402	0	885	0	0	0	0
Crude Petroleum	8,309	8,309	8,309	0	0	0	0	0	0
Animal Feeds	8,076	8,076	3,383	0	4,693	0	0	0	0
Lumber	7,995	7,995	6,884	0	1,111	0	0	0	0
Wheat	7,641	7,641	7,532	0	109	0	0	0	0
Ref. Petroleum & Prod.	5,000	5,000	4,166	0	834	0	0	0	0
Fruits & Vegetables	4,312	4,290	3,857	0	433	22	22	0	0
Iron & Steel	4,214	4,214	3,978	0	236	0	0	0	0
Mach. & Elect. Equipt.	3,298	3,298	2,099	13	1,186	0	0	0	0
Cement	2,846	2,846	2,846	0	0	0	0	0	0
Sugar	2,652	2,652	2,422	0	230	0	0	0	0
Chemicals	2,483	2,482	1,795	0	687	1	1	0	0
Abaca	1,841	1,841	56	0	1,785	0	0	0	0
Corn	1,022	1,022	722	0	300	0	0	0	0
Tobacco & Manufactures	935	935	935	0	0	0	0	0	0
Live animals	931	931	911	0	20	0	0	0	0
Furniture	363	363	157	0	206	0	0	0	0
Dairy Products	351	351	199	0	152	0	0	0	0
Fertilizer	294	294	214	0	80	0	0	0	0
Manufactures of Metal	172	172	172	0	0	0	0	0	0
Paper & Pulp	122	122	14	0	108	0	0	0	0
Textile & Garment Prod.	105	105	65	0	40	0	0	0	0
Logs	71	71	71	0	0	0	0	0	0

APPENDIX I-3-3-2

Input-Output table by Commodity

Cement	Domestic	Domestic Inbound (ton)				Domestic Outbound (ton)			
2004	Total	Total	Breakbulk	Bulk	Container	Total	Breakbulk	Bulk	Container
PMO SAN FERNANDO	96	0	0	0	0	96	96	0	0
PMO LIMAY	0	0	0	0	0	0	0	0	0
PMO NORTH HARBOR (MANILA)	47,441	45,082	24,908	20,174	0	2,359	1,949	0	410
PMO MICT	0	0	0	0	0	0	0	0	0
PMO SOUTH HARBOR (MANILA)	7,817	1,029	0	930	99	6,788	3,884	0	2,904
PMO BATANGAS	63,406	59,201	59,179	22	0	4,205	3,954	0	251
PMO CALAPAN	33,428	33,420	33,420	0	0	8	8	0	0
PMO PUERTO PRINCESA	86,959	85,149	85,140	0	9	1,810	1,810	0	0
LEGAZPI	178,337	163,146	163,140	0	6	15,191	15,191	0	0
PMO ILOILO	594,393	549,308	346,180	202,617	511	45,085	43,873	1,210	2
PMO PULUPANDAN	285,560	284,733	284,211	0	522	827	818	0	9
PMO TAGBILARAN	154,697	154,502	154,434	0	68	195	195	0	0
PMO DUMAGUETE	110,767	110,027	109,761	0	266	740	740	0	0
PMO TACLOBAN	410,972	394,549	386,233	7,993	323	16,423	265	16,158	0
PMO OZAMIZ	61,618	60,283	60,087	0	196	1,335	1,335	0	0
PMO ILIGAN	312,500	352	15	0	337	312,148	312,106	0	42
PMO CAGAYAN DE ORO	508,219	12,509	11,951	0	558	495,710	377,276	117,700	734
PMO NASIPIT	616	616	0	0	616	0	0	0	0
PMO SURIGAO	107,083	21,120	17,656	3,464	0	85,963	85,963	0	0
PMO DAVAO	28,671	22,601	22,120	0	481	6,070	5,262	640	168
PMO GENERAL SANTOS	2,196	2,196	1,928	0	268	0	0	0	0
PMO COTABATO	1,351	36	36	0	0	1,315	1,315	0	0
PMO ZAMBOANGA	145,690	142,844	142,775	0	69	2,846	2,846	0	0
Total	3,094,280	2,097,621	1,878,266	215,026	4,329	996,659	856,841	135,708	4,110

Corn	Domestic	Domestic Inbound (ton)				Domestic Outbound (ton)			
2004	Total	Total	Breakbulk	Bulk	Container	Total	Breakbulk	Bulk	Container
PMO SAN FERNANDO	0	0	0	0	0	0	0	0	0
PMO LIMAY	0	0	0	0	0	0	0	0	0
PMO NORTH HARBOR (MANILA)	12,922	11,343	1,016	0	10,327	1,579	321	0	1,258
PMO MICT	0	0	0	0	0	0	0	0	0
PMO SOUTH HARBOR (MANILA)	33,567	32,538	278	1,804	30,456	1,029	0	0	1,029
PMO BATANGAS	3,018	3,018	613	2,405	0	0	0	0	0
PMO CALAPAN	0	0	0	0	0	0	0	0	0
PMO PUERTO PRINCESA	2,814	75	75	0	0	2,739	1,415	0	1,324
PMO LEGAZPI	4,879	4,727	3,980	0	747	152	66	0	86
PMO ILOILO	74,908	62,562	23,538	0	39,024	12,346	1,058	0	11,288
PMO PULUPANDAN	33,726	33,656	10,342	0	23,314	70	70	0	0
PMO DUMAGUETE	47,615	45,259	10,103	0	35,156	2,356	2,098	0	258
PMO TAGBILARAN	10,317	10,023	4,557	0	5,466	294	123	0	171
PMO TACLOBAN	14,404	13,888	8,895	0	4,993	516	299	0	217
PMO OZAMIZ	4,534	330	267	0	63	4,204	881	0	3,323
PMO ILIGAN	24,402	189	0	0	189	24,213	3,532	0	20,681
PMO CAGAYAN DE ORO	239,645	5,814	4,519	0	1,295	233,831	79,368	16,684	137,779
PMO NASIPIT	9,742	0	0	0	0	9,742	628	0	9,114
PMO SURIGAO	403	303	303	0	0	100	100	0	0
PMO DAVAO	97,499	1,749	74	0	1,675	95,750	33	0	95,717
PMO GENERAL SANTOS	193,217	4,627	1,832	563	2,232	188,590	51,299	22,233	115,058
PMO COTABATO	35,964	416	416	0	0	35,548	35,548	0	0
PMO ZAMBOANGA	10,159	9,137	3,107	0	6,030	1,022	722	0	300
Total	853,735	239,654	73,915	4,772	160,967	614,081	177,561	38,917	397,603

Palay & Rice	Domestic	Domestic Inbound (ton)				Domestic Outbound (ton)			
2004	Total	Total	Breakbulk	Bulk	Container	Total	Breakbulk	Bulk	Container
PMO SAN FERNANDO	0	0	0	0	0	0	0	0	0
PMO LIMAY	0	0	0	0	0	0	0	0	0
PMO NORTH HARBOR (MANILA)	22,876	6,501	1,292	0	5,209	16,375	14,678	0	1,697
PMO MICT	0	0	0	0	0	0	0	0	0
PMO SOUTH HARBOR (MANILA)	114,452	61,915	38,399	13,731	9,785	52,537	412	0	52,125
PMO BATANGAS	34,181	29,399	29,399	0	0	4,782	4,782	0	0
PMO CALAPAN	81,157	2,016	2,016	0	0	79,141	79,141	0	0
PMO PUERTO PRINCESA	31,643	8,732	8,628	0	104	22,911	5,409	0	17,502
PMO LEGAZPI	55,455	23,674	23,546	0	128	31,781	31,781	0	0
PMO ILOILO	190,963	8,454	7,573	0	881	182,509	121,859	0	60,650
PMO PULUPANDAN	136,676	114,957	108,300	0	6,657	21,719	19,436	0	2,283
PMO DUMAGUETE	39,612	37,348	16,884	0	20,464	2,264	2,264	0	0
PMO TAGBILARAN	31,418	21,989	19,051	0	2,938	9,429	8,763	0	666
PMO TACLOBAN	112,946	107,965	103,902	0	4,063	4,981	2,913	0	2,068
PMO OZAMIZ	22,521	15,755	12,094	0	3,661	6,766	2,121	0	4,645
PMO ILIGAN	18,078	12,243	1,086	0	11,157	5,835	5,226	0	609
PMO CAGAYAN DE ORO	25,686	16,975	3,415	0	13,560	8,711	7,840	0	871
PMO NASIPIT	2,017	868	0	0	868	1,149	29	0	1,120
PMO SURIGAO	30,913	19,921	19,921	0	0	10,992	10,992	0	0
PMO DAVAO	15,254	10,515	130	0	10,385	4,739	308	0	4,431
PMO GENERAL SANTOS	22,632	11,316	1,187	0	10,129	11,316	1,187	0	10,129
PMO COTABATO	2,776	1,045	1,045	0	0	1,731	1,731	0	0
PMO ZAMBOANGA	77,136	38,964	24,243	0	14,721	38,172	37,972	0	200
	1,068,392	550,552	422,111	13,731	114,710	517,840	358,844	0	158,996

Sugar	Domestic	Domestic Inbound (ton)				Domestic Outbound (ton)			
2004	Total	Total	Breakbulk	Bulk	Container	Total	Breakbulk	Bulk	Container
PMO SAN FERNANDO	0	0	0	0	0	0	0	0	0
PMO LIMAY	0	0	0	0	0	0	0	0	0
PMO NORTH HARBOR (MANILA)	162,550	160,682	58,208	0	102,474	1,868	280	0	1,588
PMO MICT	0	0	0	0	0	0	0	0	0
PMO SOUTH HARBOR (MANILA)	145,655	144,676	11	0	144,665	979	464	0	515
PMO BATANGAS	72,815	72,458	64,252	8,206	0	357	357	0	0
PMO CALAPAN	859	859	859	0	0	0	0	0	0
PMO PUERTO PRINCESA	12,690	12,572	12,372	0	200	118	118	0	0
PMO LEGAZPI	83,854	81,099	77,375	0	3,724	2,755	2,755	0	0
PMO ILOILO	166,963	37,219	27,400	0	9,819	129,744	51,425	0	78,319
PMO PULUPANDAN	537,517	3,226	3,151	0	75	534,291	286,104	9,754	238,433
PMO DUMAGUETE	163,849	1,326	1,227	0	99	162,523	42,982	0	119,541
PMO TAGBILARAN	15,595	15,412	14,419	0	993	183	183	0	0
PMO TACLOBAN	43,768	31,497	30,308	0	1,189	12,271	9,907	0	2,364
PMO OZAMIZ	10,212	10,056	7,245	0	2,811	156	30	0	126
PMO ILIGAN	4,575	3,931	81	0	3,850	644	383	0	261
PMO CAGAYAN DE ORO	79,651	8,458	2,326	0	6,132	71,193	25,027	0	46,166
PMO NASIPIT	3,480	3,480	162	0	3,318	0	0	0	0
PMO SURIGAO	6,030	5,512	5,512	0	0	518	518	0	0
PMO DAVAO	3,064	2,577	22	0	2,555	487	41	0	446
PMO GENERAL SANTOS	1,625	468	0	0	468	1,157	24	0	1,133
PMO COTABATO	1,253	52	52	0	0	1,201	1,201	0	0
PMO ZAMBOANGA	22,591	19,939	6,902	0	13,037	2,652	2,422	0	230
	1,538,596	615,499	311,884	8,206	295,409	923,097	424,221	9,754	489,122

Fertilizer	Domestic	Domestic Inbound (ton)				Domestic Outbound (ton)			
2004	Total	Total	Breakbulk	Bulk	Container	Total	Breakbulk	Bulk	Container
PMO SAN FERNANDO	22,464	22464	22464	0	0	0	0	0	0
PMO LIMAY	0	0	0	0	0	0	0	0	0
PMO NORTH HARBOR (MANILA)	13,617	11,937	11,231	0	706	1,680	1,118	0	562
PMO MICT	0	0	0	0	0	0	0	0	0
PMO SOUTH HARBOR (MANILA)	42,287	36,997	0	6,532	30,465	5,290	12	1,700	3,578
PMO BATANGAS	36,147	32,703	32,703	0	0	3,444	3,444	0	0
PMO CALAPAN	14,083	14,030	14,030	0	0	53	53	0	0
PMO PUERTO PRINCESA	11,616	11,616	11,508	0	108	0	0	0	0
PMO LEGAZPI	50,689	50,586	50,487	0	99	103	103	0	0
PMO ILOILO	79,161	75,013	74,507	0	506	4,148	3,781	0	367
PMO PULUPANDAN	122,874	101,550	96,842	3,993	715	21,324	20,245	0	1,079
PMO DUMAGUETE	23,842	23,356	23,306	0	50	486	486	0	0
PMO TAGBILARAN	24,260	24,043	23,873	144	26	217	217	0	0
PMO TACLOBAN	560,182	8,353	7,562	0	791	551,829	551,794	0	35
PMO OZAMIZ	26,000	25,065	23,958	0	1,107	935	791	0	144
PMO ILIGAN	1,337	162	2	0	160	1,175	1,175	0	0
PMO CAGAYAN DE ORO	117,880	106,065	93,164	0	12,901	11,815	11,171	0	644
PMO NASIPIT	1,120	1,120	0	0	1,120	0	0	0	0
PMO SURIGAO	1,627	1,405	1,405	0	0	222	222	0	0
PMO DAVAO	109,216	105,521	81,164	2,712	21,645	3,695	2,850	0	845
PMO GENERAL SANTOS	53,661	51,954	40,202	0	11,752	1,707	141	0	1,566
PMO COTABATO	4,777	1,797	1,797	0	0	2,980	2,980	0	0
PMO ZAMBOANGA	9,522	9,228	7,643	0	1,585	294	214	0	80
	1,326,362	714,965	617,848	13,381	83,736	611,397	600,797	1,700	8,900

Animal Feed	Domestic	Domestic Inbound (ton)				Domestic Outbound (ton)			
2004	Total	Total	Breakbulk	Bulk	Container	Total	Breakbulk	Bulk	Container
PMO SAN FERNANDO	0	0	0	0	0	0	0	0	0
PMO LIMAY	555,938	0	0	0	0	555,938	0	555,938	0
PMO NORTH HARBOR (MANILA)	52,348	32,130	17,584	2,989	11,557	20,218	9,586	0	10,632
PMO MICT	0	0	0	0	0	0	0	0	0
PMO SOUTH HARBOR (MANILA)	56,911	8,700	1	0	8,699	48,211	532	778	46,901
PMO BATANGAS	58,845	37,835	4,127	33,708	0	21,010	4,889	16,121	0
PMO CALAPAN	769	656	656	0	0	113	113	0	0
PMO PUERTO PRINCESA	12,738	8,886	5,069	0	3,817	3,852	2,569	0	1,283
PMO LEGAZPI	8,750	7,725	6,068	0	1,657	1,025	1,025	0	0
PMO ILOILO	142,106	69,768	23,182	1,012	45,574	72,338	46,397	0	25,941
PMO PULUPANDAN	89,182	80,101	41,360	13,279	25,462	9,081	4,812	0	4,269
PMO DUMAGUETE	49,717	47,315	25,556	0	21,759	2,402	2,384	0	18
PMO TAGBILARAN	74,231	69,416	50,862	268	18,286	4,815	2,507	0	2,308
PMO TACLOBAN	108,293	106,447	93,861	0	12,586	1,846	1,065	0	781
PMO OZAMIZ	43,414	30,591	11,259	0	19,332	12,823	1,245	3,650	7,928
PMO ILIGAN	135,258	9,937	639	0	9,298	125,321	109,129	1,285	14,907
PMO CAGAYAN DE ORO	226,600	107,731	38,794	47,066	21,871	118,869	32,782	10,436	75,651
PMO NASIPIT	29,910	17,330	1,048	0	16,282	12,580	50	0	12,530
PMO SURIGAO	11,340	11,340	11,340	0	0	0	0	0	0
PMO DAVAO	114,008	62,537	12,283	23,463	26,791	51,471	1	0	51,470
PMO GENERAL SANTOS	61,706	20,170	3,598	6,216	10,356	41,536	1,035	9,950	30,551
PMO COTABATO	391	0	0	0	0	391	391	0	0
PMO ZAMBOANGA	26,421	18,345	5,110	0	13,235	8,076	3,383	0	4,693
	1,858,876	746,960	352,397	128,001	266,562	1,111,916	223,895	598,158	289,863

Bottled Cargo	Domestic	Domestic Inbound (ton)				Domestic Outbound (ton)			
2004	Total	Total	Breakbulk	Bulk	Container	Total	Breakbulk	Bulk	Container
PMO SAN FERNANDO	0	0	0	0	0	0	0	0	0
PMO LIMAY	0	0	0	0	0	0	0	0	0
PMO NORTH HARBOR (MANILA)	28,790	2,068	629	0	1,439	26,722	524	0	26,198
PMO MICT	0	0	0	0	0	0	0	0	0
PMO SOUTH HARBOR (MANILA)	148,386	53,907	28	0	53,879	94,479	3,038	0	91,441
PMO BATANGAS	128,643	7,666	6,666	1,000	0	120,977	119,925	1,052	0
PMO CALAPAN	7,793	5,416	5,416	0	0	2,377	2,377	0	0
PMO PUERTO PRINCESA	67,044	63,891	55,542	0	8,349	3,153	3,012	0	141
PMO LEGAZPI	89,733	89,312	77,656	0	11,656	421	421	0	0
PMO ILOILO	338,246	333,018	255,317	0	77,701	5,228	4,423	0	805
PMO PULUPANDAN	203,931	61,686	42,226	0	19,460	142,245	136,191	0	6,054
PMO DUMAGUETE	43,098	40,002	30,675	0	9,327	3,096	3,060	0	36
PMO TAGBILARAN	34,577	31,394	24,663	0	6,731	3,183	2,309	0	874
PMO TACLOBAN	175,108	125,204	110,296	0	14,908	49,904	49,847	0	57
PMO OZAMIZ	159,623	102,055	75,314	0	26,741	57,568	45,793	0	11,775
PMO ILIGAN	23,516	6,117	321	0	5,796	17,399	17,354	0	45
PMO CAGAYAN DE ORO	410,951	188,015	163,267	0	24,748	222,936	188,282	0	34,654
PMO NASIPIT	80,626	80,584	49,238	0	31,346	42	0	0	42
PMO SURIGAO	7,399	6,273	6,273	0	0	1,126	1,126	0	0
PMO DAVAO	68,792	49,358	205	0	49,153	19,434	7,412	0	12,022
PMO GENERAL SANTOS	27,314	25,528	148	0	25,380	1,786	103	0	1,683
PMO COTABATO	8,859	3,478	3,478	0	0	5,381	5,381	0	0
PMO ZAMBOANGA	139,747	92,260	75,954	0	16,306	47,487	46,745	0	742
	2,192,176	1,367,232	983,312	1,000	382,920	824,944	637,323	1,052	186,569

Other General Cargo	Domestic	Domestic Inbound (ton)				Domestic Outbound (ton)			
2004	Total	Total	Breakbulk	Bulk	Container	Total	Breakbulk	Bulk	Container
PMO SAN FERNANDO	7,736	3254	3254	0	0	4,482	4,482	0	0
PMO LIMAY	5,758	4429	0	4429	0	1,329	0	1,329	0
PMO NORTH HARBOR (MANILA)	1,258,839	357,653	56,931	40,694	260,028	901,186	161,428	6,446	733,312
PMO MICT	5438	5438	0	0	5438	0	0	0	0
PMO SOUTH HARBOR (MANILA)	1,844,501	725,609	2,017	216,543	507,049	1,118,892	3,900	1,428	1,113,564
PMO BATANGAS	195,726	151,280	123,237	5,947	22,096	44,446	36,699	509	7,238
PMO CALAPAN	20,861	11,077	10,797	0	280	9,784	9,784	0	0
PMO PUERTO PRINCESA	329,754	200,943	42,314	0	158,629	128,811	64,040	0	64,771
PMO LEGAZPI	99,960	34,044	24,770	0	9,274	65,916	61,132	0	4,784
PMO ILOILO	1,079,766	697,993	125,203	60,651	512,139	381,773	269,349	1,700	110,724
PMO PULUPANDAN	684,762	578,346	162,373	18,583	397,390	106,416	56,633	1,700	48,083
PMO DUMAGUETE	212,232	151,021	52,788	0	98,233	61,211	44,704	3,500	13,007
PMO TAGBILARAN	214,163	170,763	98,093	0	72,670	43,400	28,365	0	15,035
PMO TACLOBAN	306,025	237,137	128,962	1,368	106,807	68,888	52,576	879	15,433
PMO OZAMIZ	440,732	289,500	69,860	0	219,640	151,232	46,557	0	104,675
PMO ILIGAN	97,910	63,542	5,481	0	58,061	34,368	6,122	0	28,246
PMO CAGAYAN DE ORO	1,428,849	797,518	38,085	3,670	755,763	631,331	46,421	0	584,910
PMO NASIPIT	557,247	350,254	27,344	0	322,910	206,993	62,016	29,967	115,010
PMO SURIGAO	156,915	99,943	52,978	13,779	33,186	56,972	37,086	0	19,886
PMO DAVAO	1,276,101	946,152	58,120	11,212	876,820	329,949	24,363	394	305,192
PMO GENERAL SANTOS	335,310	282,679	133,900	14,204	134,575	52,631	8,665	505	43,461
PMO COTABATO	8,965	2,934	2,934	0	0	6,031	6,031	0	0
PMO ZAMBOANGA	559,373	346,215	138,141	250	207,824	213,158	140,672	0	72,486
	11,126,923	6,507,724	1,357,582	391,330	4,758,812	4,619,199	1,171,025	48,357	3,399,817

Iron & Steel	Domestic	Domestic Inbound (ton)				Domestic Outbound (ton)			
0	Total	Total	Breakbulk	Bulk	Container	Total	Breakbulk	Bulk	Container
PMO SAN FERNANDO	0	0	0	0	0	0	0	0	0
PMO LIMAY	625	0	0	0	0	625	0	625	0
PMO NORTH HARBOR (MANILA)	72,516	4,017	2,867	0	1,150	68,499	61,019	0	7,480
PMO MICT	0	0	0	0	0	0	0	0	0
PMO SOUTH HARBOR (MANILA)	1,389,076	1,379,438	1,367,379	0	12,059	9,638	40	477	9,121
PMO BATANGAS	6,109	730	718	12	0	5,379	2,379	3,000	0
PMO CALAPAN	870	841	841	0	0	29	29	0	0
PMO PUERTO PRINCESA	14,470	14,116	6,275	0	7,841	354	280	0	74
PMO LEGAZPI	6,389	3,249	3,085	7	157	3,140	3,140	0	0
PMO ILOILO	97,994	97,994	86,266	0	11,728	0	0	0	0
PMO PULUPANDAN	64,672	57,926	48,730	442	8,754	6,746	4,911	800	1,035
PMO DUMAGUETE	15,007	13,094	3,012	0	10,082	1,913	275	0	1,638
PMO TAGBILARAN	32,715	26,241	20,204	0	6,037	6,474	5,034	0	1,440
PMO TACLOBAN	41,096	39,965	35,933	502	3,530	1,131	1,122	0	9
PMO OZAMIZ	14,321	12,963	7,799	0	5,164	1,358	680	0	678
PMO ILIGAN	22,089	15,867	14,026	0	1,841	6,222	4,951	0	1,271
PMO CAGAYAN DE ORO	52,955	44,942	40,882	0	4,060	8,013	5,756	0	2,257
PMO NASIPIT	8,923	8,923	7,901	0	1,022	0	0	0	0
PMO SURIGAO	25,690	19,024	17,524	1,500	0	6,666	5,566	1,100	0
PMO DAVAO	99,216	94,267	51,464	0	42,803	4,949	3,740	0	1,209
PMO GENERAL SANTOS	18,028	16,175	15,641	300	234	1,853	1,809	0	44
PMO COTABATO	0	0	0	0	0	0	0	0	0
PMO ZAMBOANGA	31,452	27,238	14,480	550	12,208	4,214	3,978	0	236
	2,014,213	1,877,010	1,745,027	3,313	128,670	137,203	104,709	6,002	26,492

Transport Equipment	Domestic	Domestic Inbound (ton)				Domestic Outbound (ton)			
0	Total	Total	Breakbulk	Bulk	Container	Total	Breakbulk	Bulk	Container
PMO SAN FERNANDO	210	0	0	0	0	210	210	0	0
PMO LIMAY	0	0	0	0	0	0	0	0	0
PMO NORTH HARBOR (MANILA)	16,474	3,986	3,073	0	913	12,488	8,747	0	3,741
PMO MICT	0	0	0	0	0	0	0	0	0
PMO SOUTH HARBOR (MANILA)	20,420	2,572	1,447	951	174	17,848	2,028	0	15,820
PMO BATANGAS	925,834	350,416	350,377	0	39	575,418	575,239	0	179
PMO CALAPAN	1,054,284	530,467	522,369	0	8,098	523,817	519,211	0	4,606
PMO PUERTO PRINCESA	15,863	12,251	7,057	0	5,194	3,612	2,231	0	1,381
PMO LEGAZPI	2,246,561	1,100,084	1,099,777	0	307	1,146,477	1,145,754	0	723
PMO ILOILO	187,037	117,256	110,713	0	6,543	69,781	69,145	0	636
PMO PULUPANDAN	634,950	345,398	334,688	10	10,700	289,552	289,207	0	345
PMO DUMAGUETE	474,944	246,784	241,123	0	5,661	228,160	228,160	0	0
PMO TAGBILARAN	460,522	247,662	243,651	0	4,011	212,860	212,385	0	475
PMO TACLOBAN	2,457,625	1,233,206	1,232,936	160	110	1,224,419	1,224,217	160	42
PMO OZAMIZ	1,379,894	652,445	642,727	0	9,718	727,449	726,694	0	755
PMO ILIGAN	1,378,574	728,495	728,344	0	151	650,079	649,960	0	119
PMO CAGAYAN DE ORO	68,919	41,064	36,476	0	4,588	27,855	27,375	0	480
PMO NASIPIT	73,976	61,266	56,758	0	4,508	12,710	12,612	0	98
PMO SURIGAO	380,023	204,257	203,445	812	0	175,766	175,766	0	0
PMO DAVAO	62,950	50,597	34,084	500	16,013	12,353	9,050	0	3,303
PMO GENERAL SANTOS	9,257	7,765	4,732	0	3,033	1,492	744	0	748
PMO COTABATO	0	0	0	0	0	0	0	0	0
PMO ZAMBOANGA	38,091	28,804	20,491	0	8,313	9,287	8,402	0	885
	11,886,408	5,964,775	5,874,268	2,433	88,074	5,921,633	5,887,137	160	34,336

Wheat	Domestic	Domestic Inbound (ton)				Domestic Outbound (ton)			
0	Total	Total	Breakbulk	Bulk	Container	Total	Breakbulk	Bulk	Container
PMO SAN FERNANDO	0	0	0	0	0	0	0	0	0
PMO LIMAY	572,176	0	0	0	0	572,176	0	572,176	0
PMO NORTH HARBOR (MANILA)	14,302	6,489	183	0	6,306	7,813	3,156	2,779	1,878
PMO MICT	0	0	0	0	0	0	0	0	0
PMO SOUTH HARBOR (MANILA)	607,010	598,906	0	560,718	38,188	8,104	8	0	8,096
PMO BATANGAS	186,231	72,149	205	71,944	0	114,082	32,191	81,891	0
PMO CALAPAN	177	177	177	0	0	0	0	0	0
PMO PUERTO PRINCESA	3,866	3,626	3,208	0	418	240	14	0	226
PMO LEGAZPI	9,312	8,810	7,845	0	965	502	502	0	0
PMO ILOILO	132,802	47,052	15,855	24,041	7,156	85,750	34,599	0	51,151
PMO PULUPANDAN	32,458	31,583	27,224	501	3,858	875	812	0	63
PMO DUMAGUETE	11,857	11,521	9,063	0	2,458	336	336	0	0
PMO TAGBILARAN	13,205	11,125	10,632	0	493	2,080	213	0	1,867
PMO TACLOBAN	39,629	39,629	32,418	0	7,211	0	0	0	0
PMO OZAMIZ	11,173	11,038	1,374	0	9,664	135	0	0	135
PMO ILIGAN	129,175	3,771	43	3,038	690	125,404	41,445	2,810	81,149
PMO CAGAYAN DE ORO	24,160	5,875	321	0	5,554	18,285	778	0	17,507
PMO NASIPIT	10,565	10,313	2,235	0	8,078	252	0	0	252
PMO SURIGAO	5,344	4,782	4,782	0	0	562	562	0	0
PMO DAVAO	19,648	9,631	2,412	2,700	4,519	10,017	16	0	10,001
PMO GENERAL SANTOS	10,555	8,368	5,914	1,644	810	2,187	142	0	2,045
PMO COTABATO	0	0	0	0	0	0	0	0	0
PMO ZAMBOANGA	19,154	11,513	4,637	0	6,876	7,641	7,532	0	109
	1,852,799	896,358	128,528	664,586	103,244	956,441	122,306	659,656	174,479

Fish & Fish Products	Domestic	Domestic Inbound (ton)				Domestic Outbound (ton)			
0	Total	Total	Breakbulk	Bulk	Container	Total	Breakbulk	Bulk	Container
PMO SAN FERNANDO	0	0	0	0	0	0	0	0	0
PMO LIMAY	0	0	0	0	0	0	0	0	0
PMO NORTH HARBOR (MANILA)	30,370	29,151	9,174	0	19,977	1,219	457	0	762
PMO MICT	0	0	0	0	0	0	0	0	0
PMO SOUTH HARBOR (MANILA)	17,499	17,217	1,790	0	15,427	282	0	0	282
PMO BATANGAS	321	93	93	0	0	228	228	0	0
PMO CALAPAN	44	10	10	0	0	34	34	0	0
PMO PUERTO PRINCESA	40,869	4,300	4,296	0	4	36,569	23,289	0	13,280
PMO LEGAZPI	5,021	2,133	2,133	0	0	2,888	2,419	0	469
PMO ILOILO	102,285	57,372	53,139	0	4,233	44,913	26,246	0	18,667
PMO PULUPANDAN	12,376	7,926	7,715	0	211	4,450	2,229	0	2,221
PMO DUMAGUETE	7,903	7,746	5,909	0	1,837	157	157	0	0
PMO TAGBILARAN	9,093	6,006	5,942	0	64	3,087	2,682	0	405
PMO TACLOBAN	4,455	2,734	2,734	0	0	1,721	1,719	0	2
PMO OZAMIZ	8,979	527	472	0	55	8,452	3,189	0	5,263
PMO ILIGAN	359	271	191	0	80	88	25	0	63
PMO CAGAYAN DE ORO	5,852	2,205	1,941	0	264	3,647	3,570	0	77
PMO NASIPIT	2,646	1,102	570	0	532	1,544	4	0	1,540
PMO SURIGAO	4,352	2,393	693	1,700	0	1,959	1,959	0	0
PMO DAVAO	14,428	13,792	13	0	13,779	636	0	0	636
PMO GENERAL SANTOS	111,189	35,835	4,873	22,061	8,901	75,354	3,578	100	71,676
PMO COTABATO	4,920	4,920	4,920	0	0	0	0	0	0
PMO ZAMBOANGA	154,649	35,807	27,092	7,443	1,272	118,842	30,705	0	88,137
	537,610	231,540	133,700	31,204	66,636	306,070	102,490	100	203,480

Live Animal	Domestic	Domestic Inbound (ton)				Domestic Outbound (ton)			
0	Total	Total	Breakbulk	Bulk	Container	Total	Breakbulk	Bulk	Container
PMO SAN FERNANDO	123	123	123	0	0	0	0	0	0
PMO LIMAY	0	0	0	0	0	0	0	0	0
PMO NORTH HARBOR (MANILA)	21,599	20,802	4,109	0	16,693	797	743	0	54
PMO MICT	0	0	0	0	0	0	0	0	0
PMO SOUTH HARBOR (MANILA)	1,236	1,065	179	0	886	171	0	0	171
PMO BATANGAS	1,216	1,172	1,172	0	0	44	44	0	0
PMO CALAPAN	712	6	6	0	0	706	706	0	0
PMO PUERTO PRINCESA	5,563	296	254	0	42	5,267	865	0	4,402
PMO LEGAZPI	82	4	4	0	0	78	66	0	12
PMO ILOILO	10,128	1,273	763	0	510	8,855	883	0	7,972
PMO PULUPANDAN	3,155	1,210	659	0	551	1,945	1,703	0	242
PMO DUMAGUETE	3,293	222	222	0	0	3,071	2,483	0	588
PMO TAGBILARAN	7,747	1,348	1,321	0	27	6,399	6,314	0	85
PMO TACLOBAN	403	276	276	0	0	127	127	0	0
PMO OZAMIZ	1,647	114	113	0	1	1,533	1,502	0	31
PMO ILIGAN	1,612	46	24	0	22	1,566	720	0	846
PMO CAGAYAN DE ORO	38,499	1,117	100	0	1,017	37,382	1,673	0	35,709
PMO NASIPIT	29	0	0	0	0	29	1	0	28
PMO SURIGAO	5,866	899	899	0	0	4,967	4,967	0	0
PMO DAVAO	5,061	0	0	0	0	5,061	102	0	4,959
PMO GENERAL SANTOS	53,813	0	0	0	0	53,813	6,847	0	46,966
PMO COTABATO	0	0	0	0	0	0	0	0	0
PMO ZAMBOANGA	2,040	1,109	911	0	198	931	911	0	20
	163,824	31,082	11,135	0	19,947	132,742	30,657	0	102,085

Chemicals	Domestic	Domestic Inbound (ton)				Domestic Outbound (ton)			
0	Total	Total	Breakbulk	Bulk	Container	Total	Breakbulk	Bulk	Container
PMO SAN FERNANDO	0	0	0	0	0	0	0	0	0
PMO LIMAY	39,060	2810	0	2810	0	36,250	0	36,250	0
PMO NORTH HARBOR (MANILA)	108,524	64,431	6,830	49,891	7,710	44,093	7,854	782	35,457
PMO MICT	0	0	0	0	0	0	0	0	0
PMO SOUTH HARBOR (MANILA)	142,192	103,113	810	97,545	4,758	39,079	0	3,392	35,687
PMO BATANGAS	94,664	73,799	810	72,989	0	20,865	143	20,722	0
PMO CALAPAN	0	0	0	0	0	0	0	0	0
PMO PUERTO PRINCESA	342	325	290	0	35	17	0	0	17
PMO LEGAZPI	99	3	3	0	0	96	96	0	0
PMO ILOILO	29,388	25,569	8,804	1,050	15,715	3,819	2,423	0	1,396
PMO PULUPANDAN	121,610	30,946	9,048	12,391	9,507	90,664	7,480	80,866	2,318
PMO DUMAGUETE	4,492	25	7	0	18	4,467	4,467	0	0
PMO TAGBILARAN	6,913	6,395	2,537	0	3,858	518	78	0	440
PMO TACLOBAN	69,474	9,819	1,302	4,774	3,743	59,655	1,150	58,505	0
PMO OZAMIZ	3,942	3,409	1,354	0	2,055	533	161	300	72
PMO ILIGAN	78,296	3,051	74	0	2,977	75,245	49	63,357	11,839
PMO CAGAYAN DE ORO	72,116	19,609	1,342	2,354	15,913	52,507	1,568	36,667	14,272
PMO NASIPIT	28	14	0	0	14	14	0	0	14
PMO SURIGAO	2,328	2,328	341	1,987	0	0	0	0	0
PMO DAVAO	131,264	105,563	3,529	13,626	88,408	25,701	26	2,627	23,048
PMO GENERAL SANTOS	2,620	2,319	1,035	0	1,284	301	31	0	270
PMO COTABATO	3,481	3,481	3,481	0	0	0	0	0	0
PMO ZAMBOANGA	3,413	2,482	1,795	0	687	931	911	0	20
	914,246	459,491	43,392	259,417	156,682	454,755	26,437	303,468	124,850

Fruit & Vegitable	Domestic	Domestic Inbound (ton)				Domestic Outbound (ton)			
2004	Total	Total	Breakbulk	Bulk	Container	Total	Breakbulk	Bulk	Container
PMO SAN FERNANDO	0	0	0	0	0	0	0	0	0
PMO LIMAY	0	0	0	0	0	0	0	0	0
PMO NORTH HARBOR (MANILA)	110,049	79,521	26,357	1,230	51,934	30,528	8,440	0	22,088
PMO MICT	0	0	0	0	0	0	0	0	0
PMO SOUTH HARBOR (MANILA)	50,966	32,479	1,041	0	31,438	18,487	0	0	18,487
PMO BATANGAS	65,905	55,034	1,714	53,320	0	10,871	896	9,975	0
PMO CALAPAN	2,105	184	184	0	0	1,921	1,921	0	0
PMO PUERTO PRINCESA	8,202	4,870	1,207	0	3,663	3,332	272	0	3,060
PMO LEGAZPI	3,777	1,896	1,450	0	446	1,881	1,881	0	0
PMO ILOILO	66,035	35,368	6,371	0	28,997	30,667	14,198	0	16,469
PMO PULUPANDAN	28,811	24,550	3,973	0	20,577	4,261	1,417	0	2,844
PMO DUMAGUETE	6,687	3,949	2,326	0	1,623	2,738	1,337	0	1,401
PMO TAGBILARAN	18,193	12,904	7,521	2,963	2,420	5,289	5,094	0	195
PMO TACLOBAN	11,300	10,024	9,975	0	49	1,276	1,269	0	7
PMO OZAMIZ	29,063	5,726	1,934	0	3,792	23,337	7,149	0	16,188
PMO ILIGAN	13,709	1,921	210	0	1,711	11,788	4,778	0	7,010
PMO CAGAYAN DE ORO	172,215	21,635	2,935	0	18,700	150,580	14,200	0	136,380
PMO NASIPIT	153,661	1,638	0	0	1,638	152,023	10,959	0	141,064
PMO SURIGAO	11,974	800	800	0	0	11,174	11,174	0	0
PMO DAVAO	351,648	25,222	7	9,296	15,919	326,426	247	0	326,179
PMO GENERAL SANTOS	137,329	12,208	5,170	0	7,038	125,121	29,981	0	95,140
PMO COTABATO	0	0	0	0	0	0	0	0	0
PMO ZAMBOANGA	15,287	10,997	3,874	0	7,123	4,290	3,857	0	433
	1,256,916	340,926	77,049	66,809	197,068	915,990	119,070	9,975	786,945

APPENDIX I-3-3-3

Inter-Regional Freight and Passenger Flow

Zone	Administrative Region
1	CAR - Cordillera Autonomous Region
2	Region I
3	Region II
4	Region III
5	Region IV-A (Northern part of Region IV)
6	Region IV-B (Southern part of Region IV)
7	Region IV-C (Palawan)
8	Region IV-D (Mindoro Island)
9	NCR - National Capital Region
10	Region V-A (Part of Region V within Luzon Island)
11	Region V-B (Masbate)
12	Region VI-A (Panay Island)
13	Region VI-B (Negros Occidental)
14	Region VII-A (Negros Oriental)
15	Region VII_B (Cebu)
16	Region VII-C (Bohol)
17	Region VIII-A (Samar Island)
18	Region VIII-B (Leyte Island)
19	Region IX
20	Region X
21	Region XI
22	Region XII
23	Region XIII
24	ARMM - Autonomous Region of Muslim Mindanao

OD Matrix by Commodity Type - WATER MODE (24 Zones)

Year: 2002

Commodity Type 2 (Agricultural Food Stuffs)

	1	2	3	4	5	6	7	8	9	10	11	12
1	-	-	-	-	-	-	-	-	-	-	-	-
2	-	-	-	-	-	-	-	-	-	-	-	-
3	-	-	-	-	-	-	-	-	-	-	-	-
4	-	-	-	-	-	-	-	-	-	-	-	-
5	-	-	-	-	-	-	26	4,784	536	-	-	-
6	-	-	-	-	-	-	-	762	-	-	101	-
7	-	-	-	-	91	40	7,159	0	12,309	-	-	743
8	-	-	-	-	488	1,372	-	-	12	-	-	-
9	-	12	319	164	0	-	6,708	628	-	-	493	22,526
10	-	-	-	-	-	-	-	-	-	965	-	-
11	-	-	-	-	-	-	-	-	56	11	-	-
12	-	-	-	-	-	-	708	3	53,764	351	-	-
13	-	-	-	-	-	-	-	-	14,148	-	-	3,352
14	-	-	-	-	-	-	-	-	3,034	-	-	-
15	-	-	-	-	-	-	-	-	6,937	-	63	3,632
16	-	-	-	-	-	-	-	-	15	-	-	-
17	-	-	-	-	-	-	-	-	-	-	-	-
18	-	-	-	-	-	-	-	-	286	-	6	-
19	-	-	-	-	-	-	-	-	22,031	73	-	2,980
20	-	-	-	-	3,244	-	-	-	105,762	-	-	8,801
21	-	-	-	-	-	-	-	-	115,620	-	-	583
22	-	-	-	-	-	-	-	-	163,812	-	-	6,894
23	-	-	-	-	-	-	-	-	21,105	-	-	-
24	-	-	-	-	-	-	-	-	132	-	-	301
Total	-	12	319	164	3,824	1,412	14,601	6,177	519,558	1,399	663	49,812

Commodity Type 3 (Agricultural Cash Crops)

	1	2	3	4	5	6	7	8	9	10	11	12
1	-	-	-	-	-	-	-	-	-	-	-	-
2	-	-	-	-	-	-	-	-	-	-	-	-
3	-	-	-	-	-	-	-	-	-	-	-	-
4	-	-	-	-	-	-	-	-	-	-	-	-
5	-	-	-	-	-	-	-	3	-	-	-	-
6	-	-	-	-	-	-	-	-	-	-	-	-
7	-	-	-	-	-	-	-	-	-	-	-	-
8	-	-	-	-	-	-	-	-	-	-	-	-
9	-	-	-	-	-	-	0	1	-	-	-	222
10	-	-	-	-	-	-	-	-	-	-	-	-
11	-	-	-	-	-	-	-	-	-	-	-	-
12	-	-	-	-	-	-	-	-	12	-	-	-
13	-	-	-	-	-	-	-	-	-	-	-	-
14	-	-	-	-	-	-	-	-	-	-	-	-
15	-	-	-	-	-	-	-	5	82	-	14	29
16	-	-	-	-	-	-	-	-	-	-	-	-
17	-	-	-	-	-	-	-	-	-	-	-	-
18	-	-	-	-	-	-	-	-	-	-	-	-
19	-	-	-	-	-	-	-	-	0	-	-	-
20	-	-	-	-	-	-	-	-	326	-	-	1
21	-	-	-	-	-	-	-	-	-	-	-	-
22	-	-	-	-	-	-	-	-	591	-	-	42
23	-	-	-	-	-	-	-	-	-	-	-	-
24	-	-	-	-	-	-	-	-	-	-	-	-
Total	-	-	-	-	-	-	0	8	1,012	-	14	293

Commodity Type 4 (Processed Cash Crops)

	1	2	3	4	5	6	7	8	9	10	11	12
1	-	-	-	-	-	-	-	-	-	-	-	-
2	-	-	-	-	-	-	-	-	-	-	-	-
3	-	-	-	-	-	-	-	-	-	-	-	-
4	-	-	-	-	-	-	-	-	2,433	-	-	-
5	-	-	-	-	50	-	79	3,621	180,371	-	-	16
6	-	-	-	-	-	-	-	2,459	-	-	653	-
7	-	-	-	-	-	-	6	-	8	-	-	3
8	-	-	-	-	1,223	-	-	-	-	-	-	147
9	-	-	250	27	28	-	6,707	892	-	18	329	15,914
10	-	-	-	-	1,152	-	-	-	60	5,444	100	179
11	-	-	-	-	-	-	-	-	21	-	-	-
12	-	-	-	-	11,990	-	8,006	161	48,594	8,003	456	1,348
13	-	-	-	-	85,833	1,065	918	-	513,687	31,535	-	71,278
14	-	-	-	-	7,071	-	-	-	64,849	19,137	-	331
15	-	-	-	-	404	-	-	-	3,178	-	1,617	10,036
16	-	-	-	-	-	-	-	-	-	-	-	-
17	-	-	-	-	-	5	-	-	11,459	-	-	-
18	-	-	-	-	-	-	-	-	6,284	-	14	-
19	-	-	-	-	-	-	-	-	3,111	-	-	583
20	-	-	-	-	17,147	-	-	-	90,236	4,406	1,156	15,602
21	-	-	-	-	-	-	-	-	12,907	930	-	162
22	-	-	-	1,024	1,874	-	-	-	357,318	-	-	6,007
23	-	-	-	-	-	-	-	-	2,145	-	-	-
24	-	-	-	-	-	-	-	-	-	-	-	-
Total	-	-	250	1,051	126,772	1,070	15,716	7,133	1,296,661	69,474	4,325	121,607

Unit: ton

13	14	15	16	17	18	19	20	21	22	23	24	Total
-	-	-	-	-	-	-	-	-	-	-	-	-
-	-	-	-	-	-	-	-	-	-	-	-	-
-	-	-	-	-	-	-	-	-	-	-	-	-
-	-	-	-	-	-	-	-	-	-	-	-	-
-	-	2,899	-	-	-	-	-	-	-	-	-	8,244
-	-	-	-	-	-	-	-	-	-	-	-	863
-	-	-	-	-	-	-	-	-	64	59	1	20,466
-	-	-	-	-	951	-	-	-	-	-	-	2,823
14,847	6,544	51,818	5,612	2	13,989	11,280	45,746	29,362	15,410	7,115	-	232,578
-	-	-	-	-	-	-	-	-	-	-	-	965
-	-	630	-	-	20	-	-	-	-	-	-	718
4,384	-	12,300	-	-	-	858	1,790	63	416	2	-	74,637
-	-	536	-	-	-	-	331	38	9	-	-	18,413
-	0	2,112	457	-	-	1,014	43	-	-	0	-	6,660
33	2,091	1,123	6,235	1,343	6,725	4,246	11,979	846	334	4,087	-	49,674
-	62	3,484	-	-	10	54	93	10	-	27	-	3,754
-	-	65	-	-	-	-	-	-	-	-	-	65
-	-	1,678	-	4	2	-	-	-	-	1,027	-	3,002
551	1,084	6,161	374	-	-	5,463	9	3,130	4,456	-	485	46,795
8,552	2,177	87,131	1,581	-	60	235	249	-	-	-	-	217,793
159	-	7,763	-	-	-	1,074	-	1	60	-	-	125,260
2,627	3,184	10,114	-	-	-	7,405	21	1,095	35	937	-	196,126
-	-	13,114	281	-	14,176	-	-	-	-	170	-	48,845
-	-	-	-	-	-	2,871	-	-	-	5	1,910	5,219
31,154	15,142	200,928	14,540	1,349	35,933	34,498	60,261	34,545	20,783	13,430	2,396	1,062,900

13	14	15	16	17	18	19	20	21	22	23	24	Total
-	-	-	-	-	-	-	-	-	-	-	-	-
-	-	-	-	-	-	-	-	-	-	-	-	-
-	-	-	-	-	-	-	-	-	-	-	-	-
-	-	-	-	-	-	-	-	-	-	-	-	-
-	-	-	-	-	-	-	-	-	-	-	-	3
-	-	-	-	-	-	-	-	-	-	-	-	-
-	-	-	-	-	-	-	-	-	-	-	-	-
-	-	-	-	-	-	-	-	-	-	300	-	300
18	4	301	10	-	52	34	210	83	17	35	-	986
-	-	-	-	-	-	-	-	-	-	-	-	-
-	-	-	-	-	-	-	-	-	-	-	-	-
27	-	33	-	-	-	16	0	-	-	-	-	88
-	-	-	-	-	-	-	-	-	-	-	-	-
-	-	0	0	-	-	5	5	-	-	-	-	11
9	25	3	117	13	104	227	478	100	66	156	-	1,429
-	-	-	-	-	-	-	1	-	-	-	-	1
-	-	-	-	-	-	-	-	-	-	-	-	-
-	-	3	-	-	-	-	-	-	-	-	-	3
-	-	-	-	-	-	0	-	-	0	-	1	2
-	-	184	275	-	-	-	-	-	-	-	-	786
-	-	-	-	-	-	546	-	-	-	-	-	546
-	-	0	-	-	-	2	-	-	-	-	-	634
-	-	-	0	-	-	-	-	-	-	0	-	0
-	-	-	-	-	-	-	-	-	-	-	-	-
54	29	524	403	13	155	829	695	184	84	492	1	4,789

13	14	15	16	17	18	19	20	21	22	23	24	Total
-	-	-	-	-	-	-	-	-	-	-	-	-
-	-	-	-	-	-	-	-	-	-	-	-	-
-	-	-	-	-	-	-	-	-	-	-	-	-
-	-	-	-	-	-	-	3,982	-	-	-	-	6,414
25	-	5	-	-	-	-	-	-	-	1	-	184,168
-	-	-	-	-	-	-	-	-	-	-	-	3,112
-	-	-	-	-	-	-	-	-	-	4	-	20
-	-	110	-	-	-	-	-	-	-	-	-	1,480
11,058	5,580	24,436	4,253	-	5,804	4,369	19,415	7,654	6,251	4,853	-	117,840
844	-	-	-	11	-	-	-	-	-	-	-	7,790
-	-	7	-	-	-	-	-	-	-	-	-	27
49,113	38	26,064	1,216	926	1,434	1,923	8,888	1,070	1,639	3	-	170,872
-	-	3,802	-	175	4,758	2,254	9,165	765	181	576	-	725,992
-	-	21,785	40	-	-	7,364	9,880	-	218	1,195	-	131,869
822	13,451	10,813	33,019	12,506	49,713	15,999	32,750	4,087	1,586	16,622	-	206,603
-	2	1,406	220	-	-	-	30	-	-	-	-	1,657
-	-	3,041	-	-	-	-	-	-	-	-	-	14,505
-	-	1,084	-	8	267	-	-	-	-	-	-	7,658
366	432	1,439	490	-	-	5,978	42	44	476	-	733	13,694
28,266	10,615	58,085	6,398	547	12,543	5,100	287	-	-	-	-	250,389
36	114	11,421	-	-	-	1,170	-	804	38	-	-	27,583
870	5,645	9,843	260	-	4	6,726	-	521	10,446	3,279	-	403,818
-	-	1,632	139	-	513	-	-	-	-	1,771	-	6,201
-	-	-	-	-	-	141	-	-	-	-	145	286
91,402	35,877	174,971	46,035	14,173	75,037	51,025	84,439	14,945	20,836	28,303	878	2,281,981

OD Matrix by Commodity Type - WATER MODE (24 Zones) Year: 2002

Commodity Type 5 (Cereal Product)

	1	2	3	4	5	6	7	8	9	10	11	12
1	-	-	-	-	-	-	-	-	-	-	-	-
2	-	-	-	-	-	-	-	-	-	-	-	-
3	-	-	-	-	-	-	-	-	-	-	-	-
4	-	-	-	1,427	27,226	-	-	-	694,533	-	-	2,253
5	-	23	501	-	15	25	408	3,631	15,575	-	-	5
6	-	-	-	-	-	-	-	2,379	-	-	486	-
7	-	-	-	-	15	89	6,869	-	10,469	-	-	1,256
8	-	-	-	-	-	8	-	-	3	-	-	-
9	-	-	461	170	2	-	11,165	765	-	-	701	24,724
10	-	-	-	-	-	-	-	-	-	18,075	12,754	1,577
11	-	-	-	-	-	-	-	-	37	193	190	-
12	-	-	-	-	1	-	3,553	862	20,032	-	501	-
13	-	-	-	-	37	-	-	-	2,568	420	-	2,929
14	-	-	-	-	-	-	-	-	145	-	-	-
15	-	-	-	-	-	-	-	60	13,127	-	3,133	11,808
16	-	-	-	-	-	-	-	-	848	-	-	-
17	-	-	-	-	-	-	-	-	-	-	-	-
18	-	-	-	-	0	-	-	-	15	-	14	260
19	-	-	-	-	-	-	-	-	492	-	-	6
20	-	-	-	-	2,241	-	-	-	46,887	1,736	1,066	23,554
21	-	-	-	-	-	-	-	-	66,519	-	20	2,375
22	-	-	-	1,843	1,098	-	-	-	408,677	-	-	11,741
23	-	-	-	-	-	-	-	-	66	-	-	-
24	-	-	-	-	-	-	-	-	-	-	-	-
Total	-	23	962	3,440	30,634	122	21,995	7,697	1,279,996	20,425	18,866	82,488

Commodity Type 6 (Manufactured Food Stuffs)

	1	2	3	4	5	6	7	8	9	10	11	12
1	-	-	-	-	-	-	-	-	-	-	-	-
2	-	-	-	-	-	-	-	-	-	-	-	-
3	-	-	-	-	-	-	-	-	-	-	-	-
4	-	-	-	-	28,551	-	-	622	296,290	-	-	14,037
5	-	-	-	-	-	-	103,438	17,453	5,930	1,370	80,421	32,625
6	-	-	-	-	-	-	-	4,403	-	-	950	-
7	-	-	-	-	128	5,449	5,363	-	7,747	-	-	892
8	-	-	-	-	1,935	37,098	-	271	35	-	-	4
9	-	0	1,296	226	51	-	24,910	2,443	-	19	7,349	72,347
10	-	-	-	-	868	-	-	-	293	5,246	48	-
11	-	-	-	-	33	-	-	-	394	3	481	-
12	-	-	-	-	0	-	1,165	35	25,131	-	-	350
13	-	-	-	-	-	-	4,488	-	29,793	18	6,229	197,445
14	-	-	-	-	-	-	-	-	977	-	-	-
15	-	-	-	-	-	-	-	0	16,700	1	328	17,125
16	-	-	-	-	-	-	-	-	-	-	-	-
17	-	-	-	-	3,471	620	-	-	20,330	-	-	-
18	-	-	-	-	1,920	6,393	-	-	94	3,035	8	144
19	-	-	-	-	-	-	3	-	9,371	3	-	51
20	-	-	-	-	47,965	-	-	-	64,117	951	17	7,662
21	-	-	-	-	-	-	-	-	16,466	-	-	504
22	-	-	-	16	-	-	-	-	37,631	-	-	312
23	-	-	-	-	-	19,518	-	9	29,405	-	-	-
24	-	-	-	-	-	-	-	-	-	-	-	16
Total	-	0	1,296	242	84,923	69,078	139,366	25,236	560,703	10,647	95,832	343,513

Commodity Type 7 (Other Manufactured Goods)

	1	2	3	4	5	6	7	8	9	10	11	12
1	-	-	-	-	-	-	-	-	-	-	-	-
2	-	-	-	-	-	-	-	-	-	-	-	-
3	-	-	-	-	-	-	-	-	-	-	-	-
4	-	-	-	-	-	-	-	-	-	-	-	-
5	-	-	-	-	-	-	193	5,463	23	-	-	-
6	-	-	-	-	-	-	-	1,891	-	-	428	-
7	-	-	-	-	4,332	23	9,453	14	52,375	-	-	869
8	-	-	-	-	489,137	21	933	658	2,544	-	-	1,776
9	-	1	659	358	39	-	14,904	2,072	-	10	1,679	52,959
10	-	-	-	-	-	-	-	-	-	4,063	29	-
11	-	-	-	-	-	-	-	-	23	-	-	-
12	-	-	-	-	-	-	547	19	30,171	-	-	-
13	-	-	-	-	-	-	-	-	5,794	-	-	2,169
14	-	-	-	-	-	-	-	-	2,429	-	-	-
15	-	-	-	-	9	-	-	18	20,391	1	357	28,280
16	-	-	-	-	-	-	-	-	271	-	-	-
17	-	-	-	-	-	-	-	-	-	-	-	-
18	-	-	-	-	-	-	160	-	4,010	-	1,063	30
19	-	-	-	-	-	-	-	-	4,433	0	-	88
20	-	-	-	-	-	-	8	-	30,676	-	-	2,554
21	-	-	-	-	-	-	-	-	13,968	-	-	490
22	-	-	-	183	-	-	-	-	135,799	-	-	3,093
23	-	-	-	-	2,224	-	-	-	3,283	-	-	-
24	-	-	-	-	-	-	-	-	75	-	-	-
Total	-	1	659	541	495,741	43	26,198	10,135	306,262	4,074	3,556	92,307

Unit: ton

13	14	15	16	17	18	19	20	21	22	23	24	Total
-	-	-	-	-	-	-	-	-	-	-	-	-
-	-	-	-	-	-	-	-	-	-	-	-	-
-	-	-	-	-	-	-	-	-	-	-	-	-
3,356	-	207,921	-	-	851	-	4,707	39,641	-	-	-	981,916
740	-	2,956	1,983	-	-	-	23	-	-	1,681	-	27,569
-	-	-	-	-	-	-	-	-	-	-	-	2,866
-	-	-	-	-	-	3	-	-	-	-	293	18,993
-	-	-	-	-	-	-	-	-	-	-	-	11
32,609	12,665	86,367	4,619	-	8,957	12,968	27,384	17,492	17,008	10,227	-	268,284
18,701	-	-	-	361	-	-	-	-	-	-	-	51,469
-	-	926	-	-	35	-	-	-	-	-	-	1,381
58,501	391	85,619	953	1,467	13,578	11,278	7,723	408	1,332	0	-	206,198
-	-	375	-	-	-	318	310	-	-	-	-	6,955
-	-	199	72	-	-	974	172	-	36	-	-	1,598
671	8,225	9,791	14,406	9,842	49,178	10,718	18,904	1,876	1,762	9,740	-	163,243
-	148	3,863	801	-	251	-	44	-	-	2	-	5,959
-	-	482	-	451	-	-	-	-	-	-	-	933
418	-	2,365	-	35	518	-	-	-	-	40	-	3,666
3	27	505	-	-	-	49,789	4,557	13	576	-	8,019	63,985
23,308	13,167	135,450	7,809	822	109,324	8,453	1,514	143	-	9,591	-	385,065
1,793	2,747	110,853	-	-	56	1,047	-	432	701	-	-	186,544
6,470	256,135	108,494	820	-	3,246	26,107	-	3,356	5,645	2,842	-	836,475
-	-	6,885	1	-	5,181	-	-	-	-	2,974	-	15,107
-	-	-	-	-	-	285	0	-	-	-	1,113	1,399
146,571	293,505	763,051	31,465	12,977	191,175	121,939	65,339	63,361	27,061	37,098	9,425	3,229,614

13	14	15	16	17	18	19	20	21	22	23	24	Total
-	-	-	-	-	-	-	-	-	-	-	-	-
-	-	-	-	-	-	-	-	-	-	-	-	-
-	-	-	-	-	-	-	-	-	-	-	-	-
8,132	-	42,878	-	-	4,577	-	57,083	35,061	12,559	-	-	499,789
19,940	-	768,661	1,237	38,553	1,300	-	3,741	20,046	-	5	-	1,094,718
-	-	-	-	-	-	-	-	-	-	-	-	5,353
-	-	-	-	-	-	1	-	-	18,410	15	79	38,083
-	-	3	-	-	-	-	-	-	-	-	-	39,346
38,090	17,427	109,783	15,325	1	42,549	35,442	82,178	63,031	39,759	28,922	-	581,148
-	-	0	-	3	-	-	49	280	-	-	-	6,788
-	-	178	-	-	136	-	27,954	-	-	0	-	29,178
3,160	1	3,341	-	58	875	775	2,451	18	286	1	-	37,647
-	-	12,991	-	-	-	239	7,158	-	1	-	-	258,362
-	31	3,403	80	-	-	116	129	-	-	-	-	4,735
2,379	5,084	3,301	24,257	3,305	30,581	35,128	90,089	7,032	2,755	13,847	-	251,913
-	36	3,018	-	-	-	-	1,519	20	-	16	-	4,609
-	-	3,896	-	250	298	-	52,241	-	6,570	-	-	87,676
300	4,923	23,036	-	1,355	3,744	593	141,579	1,425	6,205	39	-	194,793
291	3,002	6,860	8	-	-	31,953	3,277	3,736	6,745	-	14,752	80,052
11,347	799	26,227	1,081	9,891	13,538	644	23,922	-	5,685	4,686	-	218,533
119	-	2,520	-	-	-	1,440	-	2,043	8,363	-	-	31,455
-	10	3,134	-	-	-	5,307	56	3,530	3,969	1,562	-	55,528
-	-	9,141	83	-	761	-	27,540	-	2,866	12,238	-	101,561
-	-	-	-	-	-	15,970	-	-	-	40	5,637	21,663
83,759	31,313	1,022,373	42,070	53,415	98,357	127,609	520,966	136,223	114,173	61,371	20,467	3,642,931

13	14	15	16	17	18	19	20	21	22	23	24	Total
-	-	-	-	-	-	-	-	-	-	-	-	-
-	-	-	-	-	-	-	-	-	-	-	-	-
-	-	-	-	-	-	-	-	-	-	-	-	-
-	-	-	-	-	-	-	-	-	-	-	-	-
-	-	-	-	-	-	26	-	-	-	-	-	5,704
-	-	-	-	-	-	-	-	-	-	-	-	2,319
360	-	1,010	-	-	-	-	-	-	-	53	47	68,537
1,053	-	1,419	-	-	1,464	-	-	-	-	5,260	-	504,264
33,706	10,791	121,082	6,686	25	16,326	25,774	69,224	84,999	26,281	19,762	1	487,339
-	-	53	-	-	-	-	3,198	-	-	-	-	7,343
-	-	155	-	-	22	-	-	-	-	-	-	200
6,963	8	7,124	-	-	1	3,476	3,770	1,239	3,712	-	-	57,030
-	-	269	-	-	-	-	740	9	-	-	-	8,980
-	0	1,662	25	-	-	506	1,783	-	-	-	-	6,406
1,637	6,894	2,197	18,461	1,758	16,290	16,081	55,396	9,770	4,001	16,809	-	198,349
-	19	373	-	-	-	-	257	-	-	78	-	998
-	-	61	-	0	184	-	-	-	-	-	-	245
-	-	6,805	-	1	200	-	-	-	-	696	-	12,964
235	244	617	136	-	-	10,221	93	717	1,563	-	8,641	26,988
3,289	657	15,729	572	50	1,179	32	497	-	-	-	-	55,242
108	51	3,833	-	-	-	5,692	-	442	11	-	-	24,595
650	2,470	8,933	-	-	-	14,940	10	2,617	511	2,864	-	172,070
-	-	10,584	221	-	1,265	128	-	-	-	1,348	-	19,053
-	-	-	-	-	-	7,245	54	-	-	-	8,639	16,012
48,002	21,134	181,906	26,101	1,834	36,931	84,120	135,022	99,794	36,079	46,869	17,328	1,674,639

OD Matrix by Commodity Type - WATER MODE (24 Zones)

Year: 2002

Commodity Type 8 (Forestry Products)

	1	2	3	4	5	6	7	8	9	10	11	12
1	-	-	-	-	-	-	-	-	-	-	-	-
2	-	-	-	-	-	-	-	-	-	-	-	-
3	-	-	-	-	-	-	-	-	-	-	-	-
4	-	-	-	-	-	-	-	-	-	-	-	-
5	-	-	-	-	-	-	10	357	-	-	-	-
6	-	-	-	-	-	-	-	32	-	-	0	-
7	-	-	-	-	-	-	91	-	1,126	-	-	21
8	-	-	-	-	-	306	-	-	-	-	-	-
9	-	-	78	-	-	-	167	71	-	-	38	463
10	-	-	-	-	-	-	-	-	-	-	-	-
11	-	-	-	-	-	-	-	-	0	-	-	-
12	-	-	-	-	-	-	24	0	498	-	-	-
13	-	-	-	-	-	-	-	-	1,378	-	-	38
14	-	-	-	-	-	-	-	-	223	-	-	-
15	-	-	-	-	-	-	-	30	8,383	-	20	3,044
16	-	-	-	-	-	-	-	-	-	-	-	-
17	-	-	-	-	-	-	-	-	-	-	-	-
18	-	-	-	-	-	-	-	-	120	-	-	-
19	-	-	-	-	-	-	-	-	3,698	-	-	2
20	-	-	-	-	-	-	11	-	6,359	693	-	2,854
21	-	-	-	-	-	-	-	-	17,565	-	-	380
22	-	-	-	-	-	-	-	-	1,305	-	-	91
23	-	-	-	-	-	-	-	-	45,322	-	-	-
24	-	-	-	-	-	-	-	-	-	-	-	-
Total	-	-	78	-	-	306	303	490	85,976	693	58	6,893

Commodity Type 9 (Mining Products)

	1	2	3	4	5	6	7	8	9	10	11	12
1	-	-	-	-	-	-	-	-	-	-	-	-
2	-	-	-	-	-	-	-	-	-	-	-	-
3	-	-	-	-	-	-	-	-	-	-	-	-
4	-	-	-	-	-	-	-	-	-	-	-	-
5	-	-	-	-	-	-	6	455	-	-	-	-
6	-	-	-	-	-	-	-	-	-	-	-	-
7	-	-	-	-	-	-	20	-	7	-	-	18
8	-	-	-	-	-	240	-	-	-	-	-	-
9	-	3	12	-	-	-	366	15	-	-	40	664
10	-	-	-	-	-	-	-	-	-	-	12	-
11	-	-	-	-	-	-	-	-	362	-	-	-
12	-	-	-	-	-	-	3	-	4,983	-	-	-
13	-	-	-	-	-	-	-	-	6,942	-	-	1,188
14	-	-	-	-	-	-	-	-	505	-	-	-
15	-	-	-	-	-	-	-	-	2,130	-	3	69
16	-	-	-	-	-	-	-	-	-	-	-	-
17	-	-	-	-	-	-	-	-	-	-	-	-
18	-	-	-	-	-	-	-	-	2,005	-	-	-
19	-	39,483	-	-	-	-	-	-	1,806	4	-	8
20	-	-	-	-	36	-	-	-	4,504	-	-	79
21	-	-	-	-	-	-	-	-	3,726	-	-	0
22	-	-	-	-	-	-	-	-	6,159	-	-	67
23	-	-	-	-	-	-	-	-	184	-	-	-
24	-	-	-	-	-	-	-	-	-	-	-	-
Total	-	39,486	12	-	36	240	394	470	33,312	4	55	2,093

Commodity Type 10 (Mineral Oil Products)

	1	2	3	4	5	6	7	8	9	10	11	12
1	-	-	-	-	-	-	-	-	-	-	-	-
2	-	-	-	-	-	-	-	-	-	-	-	-
3	-	-	-	-	-	-	-	-	-	-	-	-
4	-	281,470	1,054	243,704	441,845	1,001	43,065	66,862	2,851,221	4,245	3,640	79,125
5	-	26,702	13,583	2,208	78,722	8	15,354	18,832	230,146	73,644	9,421	81,942
6	-	-	-	-	-	-	-	690	-	-	134	-
7	-	-	-	-	12	-	3,172	1	290	-	-	1
8	-	-	-	-	5,704	-	886	4	250	-	240	922
9	-	-	577	117	236	-	4,832	459	-	-	1,583	6,365
10	-	-	-	-	1,938	-	-	49	-	1,007	2,434	1,645
11	-	-	-	-	-	-	8,663	2,554	129	3,254	-	1,564
12	-	-	-	637	4,178	-	617	299	5,278	740	-	27,683
13	-	-	-	-	-	-	-	-	32	-	-	694
14	-	-	-	-	-	-	-	-	-	-	-	-
15	-	-	-	-	-	-	-	151	972	2	195	630
16	-	-	-	-	-	-	-	-	-	-	-	-
17	-	-	-	-	-	-	-	-	-	-	-	-
18	-	-	-	-	214	-	-	-	-	1,165	2	2,906
19	-	-	-	-	-	-	-	-	1	-	-	-
20	-	-	-	-	1,452	-	-	-	5,056	-	-	4,906
21	-	-	-	-	-	-	-	-	160	-	-	-
22	-	-	-	-	-	-	-	-	309	-	-	14
23	-	-	-	-	-	-	-	-	2,029	-	-	-
24	-	-	-	-	-	-	-	-	30	-	-	-
Total	-	308,172	15,214	246,666	534,300	1,009	76,589	89,901	3,095,902	84,057	17,649	208,396

Unit: ton

13	14	15	16	17	18	19	20	21	22	23	24	Total
-	-	-	-	-	-	-	-	-	-	-	-	-
-	-	-	-	-	-	-	-	-	-	-	-	-
-	-	-	-	-	-	-	-	-	-	-	-	-
-	-	-	-	-	-	-	-	-	-	-	-	-
-	-	-	-	-	-	-	-	-	-	-	-	367
-	-	-	-	-	-	-	-	-	-	-	-	33
-	-	14	-	-	-	-	-	-	-	8	-	1,261
-	-	-	-	-	-	-	-	-	-	-	-	306
69	105	1,711	98	-	406	130	811	189	138	58	-	4,534
-	-	-	-	-	-	-	-	-	-	-	-	-
-	-	-	-	-	-	-	-	-	-	-	-	0
24	-	222	-	-	-	3	4	-	24	-	-	799
-	-	23	-	-	-	-	72	-	-	-	-	1,512
-	3	70	282	-	-	8	4	-	-	-	-	589
1,384	1,537	240	1,990	230	3,386	980	2,022	376	198	832	-	24,650
-	19	4,194	-	-	-	0	2	-	-	-	-	4,216
-	-	61	-	-	1	-	-	-	-	-	-	63
-	-	1,262	-	-	-	-	-	-	-	6	-	1,387
211	1,029	6,633	2,616	-	-	1,960	54	295	379	-	21	16,898
4,834	366	511,707	103	-	55	-	5,033	-	-	19	-	532,034
203	3	4,554	-	-	-	1,218	-	18	-	-	-	23,941
18	29	1,628	-	-	-	549	-	28	0	-	-	3,648
-	-	9,597	99	-	485	5,887	-	-	-	25,442	8,136	94,968
-	-	-	-	-	-	16,453	-	-	-	-	26,481	42,933
6,744	3,091	541,916	5,188	230	4,333	27,189	8,002	906	739	26,365	34,637	754,138

13	14	15	16	17	18	19	20	21	22	23	24	Total
-	-	-	-	-	-	-	-	-	-	-	-	-
-	-	-	-	-	32,321	-	-	-	-	-	-	32,321
-	-	-	-	-	-	-	-	-	-	-	-	-
-	-	-	-	-	-	-	-	-	-	-	-	-
-	-	1,502	-	-	-	-	16,735	-	-	-	-	18,698
-	-	-	-	-	-	-	-	-	-	-	-	-
-	-	-	-	-	-	-	-	-	-	-	-	45
-	-	-	-	-	-	-	-	-	-	-	-	240
712	128	4,363	594	-	1,928	831	1,113	1,243	523	1,155	-	13,691
-	-	-	-	-	-	-	-	-	-	-	-	12
-	-	2	-	-	-	-	-	-	-	-	-	364
1,308	-	3,885	-	-	-	56	42	-	40	-	-	10,316
-	-	2,582	-	-	-	37	350	18	-	-	-	11,117
-	-	18	1	-	-	204	20	-	-	-	-	748
44	146	11	137	68	135	162	622	118	11	143	-	3,798
-	0	176	-	-	-	4	41	-	-	-	-	221
-	-	10	-	-	-	-	-	-	-	-	-	10
-	-	2,486	-	-	-	-	-	-	-	-	-	4,490
161	1	9,618	-	-	-	125	-	79	161	-	78	51,523
829	33	2,113	83	-	9	9	0	-	-	-	-	7,696
-	-	98	-	-	-	262	-	-	-	-	-	4,086
46	-	160	-	-	-	719	-	18	-	220	-	7,389
-	-	1,115	0	-	149	-	-	-	-	87	-	1,535
-	-	-	-	-	-	3	-	-	-	-	983	986
3,100	307	28,137	815	68	34,543	2,412	18,923	1,476	735	1,605	1,061	169,286

13	14	15	16	17	18	19	20	21	22	23	24	Total
-	-	-	-	-	-	-	-	-	-	-	-	-
-	-	-	-	-	-	-	-	-	-	-	-	-
-	-	-	-	-	-	-	-	-	-	-	-	-
64,055	1,335	225,300	20,189	-	117,837	164,442	134,548	110,715	30,780	61,895	17,541	4,965,871
49,702	9,936	195,177	332,538	4,680	8,667	12,604	78,251	91,666	40,293	14,669	13,703	1,402,448
-	-	-	-	-	-	-	-	-	-	-	-	824
20	-	-	-	-	-	-	-	-	-	6	46	3,547
1,491	-	-	576	-	605	501	247	-	-	8,513	-	19,938
4,795	2,142	16,069	2,223	0	5,703	3,984	11,751	9,786	2,876	4,751	-	78,252
5,497	3,095	1,330	1,094	877	892	-	-	-	-	-	-	19,856
-	-	0	401	-	14	-	-	-	-	-	-	16,578
33,474	20	6,260	-	156	-	2,506	320	4,300	-	2	-	86,471
-	-	2	-	-	-	-	405	-	-	-	-	1,133
-	-	0	-	-	-	0	0	-	-	-	-	1
128	1,526	1,448	8,869	2,912	4,206	1,301	5,038	935	724	2,107	-	31,145
-	230	157	-	-	4	-	3	-	-	-	-	394
-	-	1	-	-	-	-	-	-	-	-	-	1
710	367	3,213	1,963	486	18,633	-	797	-	-	-	-	30,453
-	1	19	2	-	-	2,254	1,370	-	13	-	8,067	11,727
97	4,556	12,274	905	1,167	2,108	-	32,961	1,722	-	9,359	-	76,562
-	-	3,851	-	-	-	1,967	-	126	2,003	-	-	8,107
-	25	1,312	-	-	191	3,678	1,991	22	2,149	-	-	9,690
-	-	3,649	0	-	9,608	-	128,249	-	-	1,699	-	145,235
-	-	9	671	-	-	102	-	-	-	-	441	1,253
159,968	23,234	470,069	369,430	10,278	168,468	193,340	395,931	219,273	78,838	103,001	39,799	6,909,485

OD Matrix by Commodity Type - WATER MODE (24 Zones)

Year: 2002

Commodity Type 11 (Construction Materials)

	1	2	3	4	5	6	7	8	9	10	11	12
1	-	-	-	-	-	-	-	-	-	-	-	-
2	-	-	-	-	-	-	-	-	-	-	-	-
3	-	-	-	-	-	-	-	-	-	-	-	-
4	-	-	-	786	2,003	-	-	1,001	226,269	-	-	-
5	-	623,304	-	-	53,070	-	423	185,023	11	-	38	762,359
6	-	-	-	-	-	-	-	2,863	-	-	549	-
7	-	-	-	-	56	-	8,113	-	671	-	-	1,631
8	-	-	-	-	767	6,875	-	1,003	1,644	-	-	321
9	-	-	2,167	309	99	-	21,355	4,279	-	12	1,514	64,397
10	-	-	-	-	-	280	1,402	10,039	9,178	23,706	2,475	841
11	-	-	-	-	274	-	-	2	886	1,211	1,331	16
12	-	-	-	-	1,014	-	3,720	147	50,186	204	-	4,962
13	-	-	-	-	-	-	-	-	18,995	-	-	28,496
14	-	-	-	-	-	-	-	-	2,250	-	-	-
15	-	-	-	-	-	-	-	794	16,530	5,909	840	19,094
16	-	-	-	-	-	-	-	-	446	-	-	-
17	-	-	-	-	916	-	-	-	-	-	-	-
18	-	-	-	-	833	-	-	98	1,355	375	192	736
19	-	-	-	-	-	-	1,042	-	8,781	-	-	253
20	-	-	-	-	358	-	1,728	3,465	26,532	62,437	7,855	70,150
21	-	9,865	1,602	-	-	-	8,472	59	53,817	6,306	1,803	6,953
22	-	-	-	180	-	-	-	-	12,483	-	-	778
23	-	-	-	-	72	-	-	-	64,094	1,322	-	1,001
24	-	3,205	-	109,483	901	-	27,176	11,505	11,865	9,594	5,408	164,738
Total	-	636,373	3,770	110,758	60,363	7,155	73,430	220,278	505,996	111,075	22,004	1,126,726

Commodity Type 12 (Producer Goods)

	1	2	3	4	5	6	7	8	9	10	11	12
1	-	-	-	-	-	-	-	-	-	-	-	-
2	-	-	-	-	-	-	-	1,252	1,384	-	-	-
3	-	-	-	-	-	-	-	-	-	-	-	-
4	-	-	-	-	-	-	-	-	10,673	-	-	-
5	-	-	2	-	21	-	150,326	13,218	614,246	-	12	15
6	-	-	-	-	-	-	-	1,263	-	-	203	-
7	-	-	-	-	30	5	2,807	-	1,226	-	-	48
8	-	1,302	-	-	22,264	10,137	801	2,201	4,245	-	-	687
9	-	6	700	125	9	-	16,960	2,432	-	34	3,329	57,688
10	-	4,006	-	601	-	-	-	-	-	2,841	15	-
11	-	-	-	-	0	20	-	-	124	1,452	-	-
12	-	-	-	-	100	-	1,603	128	13,476	1	-	1,603
13	-	-	-	-	1,352	15,798	-	1,277	81,262	5,252	-	18,829
14	-	-	-	-	-	-	-	-	791	-	-	25
15	-	-	-	-	180	-	-	27	22,923	0	1,135	12,809
16	-	-	-	-	-	-	-	-	-	-	-	-
17	-	-	-	-	-	-	-	-	-	-	-	-
18	-	-	-	-	1,696	975	-	-	4,660	-	150	-
19	-	-	-	-	-	-	-	-	3,729	0	-	17
20	-	-	-	-	14,967	-	-	-	62,307	1	-	3,365
21	-	-	-	-	-	-	-	-	30,419	-	-	247
22	-	-	-	851	-	-	-	-	135,846	-	-	782
23	-	-	-	-	1,002	-	-	-	72,932	-	-	-
24	-	-	-	-	-	-	-	-	-	-	-	-
Total	-	5,314	701	1,578	41,621	26,934	172,496	21,798	1,060,241	9,582	4,846	96,114

All Commodity Types

(Unit: 1,000 t)

	1	2	3	4	5	6	7	8	9	10	11	12
1	-	-	-	-	-	-	-	-	-	-	-	-
2	-	-	-	-	-	-	-	1	1	-	-	-
3	-	-	-	-	-	-	-	-	-	-	-	-
4	-	281	1	246	500	1	43	68	4,081	4	4	95
5	-	650	14	2	132	0	270	253	1,047	75	90	877
6	-	-	-	-	-	-	-	17	-	-	4	-
7	-	-	-	-	5	6	43	0	86	-	-	5
8	-	1	-	-	522	56	3	4	9	-	0	4
9	-	0	7	1	0	-	108	14	-	0	17	318
10	-	4	-	1	4	0	1	10	10	61	18	4
11	-	-	-	-	0	0	9	3	2	6	2	2
12	-	-	-	1	17	-	20	2	252	9	1	36
13	-	-	-	-	87	17	5	1	675	37	6	326
14	-	-	-	-	7	-	-	-	75	19	-	0
15	-	-	-	-	1	-	-	1	111	6	8	107
16	-	-	-	-	-	-	-	-	2	-	-	-
17	-	-	-	-	4	1	-	-	32	-	-	-
18	-	-	-	-	5	7	0	0	19	5	1	4
19	-	39	-	-	-	-	1	-	57	0	-	4
20	-	-	-	-	87	-	2	3	443	70	10	140
21	-	10	2	-	-	-	8	0	331	7	2	12
22	-	-	-	4	3	-	-	-	1,260	-	-	30
23	-	-	-	-	3	20	-	0	241	1	-	1
24	-	3	-	109	1	-	27	12	12	10	5	165
Total	-	989	23	364	1,378	107	541	389	8,746	311	168	2,130

13	14	15	16	17	18	19	20	21	22	23	24	Total
-	-	-	-	-	-	-	-	-	-	-	-	23.1
-	-	-	-	-	-	-	-	-	-	-	-	49.8
-	-	-	-	-	-	-	-	-	-	-	-	1,814.3
-	-	-	-	-	-	-	-	-	-	-	-	894.9
-	-	-	-	-	-	-	144.4	-	-	-	-	235.9
-	-	-	-	-	-	-	-	-	-	-	-	-
-	-	-	-	-	-	-	-	-	-	-	-	-
-	-	-	-	-	-	-	-	-	-	-	-	-
-	-	-	-	-	-	-	-	-	-	-	-	379.7
-	-	-	-	-	-	-	63.6	-	-	-	-	84.4
-	-	-	-	-	-	-	-	-	-	-	-	-
-	-	-	-	-	-	-	-	-	-	-	-	-
-	-	-	-	-	-	-	-	-	-	-	-	-
-	-	-	-	-	-	-	-	-	-	-	-	-
-	-	-	-	-	-	-	-	-	-	-	-	-
-	-	-	-	-	-	-	-	-	-	-	-	-
-	-	-	-	-	-	-	-	-	-	-	-	-
-	-	-	-	-	-	-	-	-	-	-	-	-
-	-	-	-	-	-	-	33.2	-	-	-	-	33.2
-	-	-	-	-	-	-	-	81.7	-	-	-	81.7
-	-	-	-	-	-	-	81.7	-	233.1	-	-	314.8
-	-	7.7	-	-	-	-	-	527.2	-	-	363.5	898.4
-	-	-	-	-	-	-	0.7	-	-	-	-	0.7
-	-	-	-	-	-	-	-	91.4	229.3	-	-	320.7
-	-	7.7	-	-	-	-	323.6	700.3	462.5	-	363.5	5,131.5

13	14	15	16	17	18	19	20	21	22	23	24	Total
-	-	-	-	-	-	-	-	-	-	-	-	9,644.5
-	-	-	-	33.5	-	-	-	-	-	-	-	3,928.0
-	-	-	-	-	-	-	-	-	-	-	-	2,786.1
-	-	-	-	-	-	-	-	-	-	-	-	3,798.9
-	-	-	-	-	-	-	-	-	-	-	-	5,398.3
-	-	-	-	-	-	-	-	-	-	-	-	898.4
-	-	-	-	-	-	-	-	-	-	-	-	-
-	-	-	-	-	-	-	-	-	-	-	-	318.7
-	-	-	-	-	-	-	-	-	-	-	-	6,980.8
-	-	-	-	-	-	-	-	-	-	-	-	360.9
-	-	-	-	-	-	-	-	-	-	-	-	-
-	-	-	-	-	-	-	-	-	-	-	-	54.1
-	228.0	-	-	-	-	-	-	-	-	-	-	242.2
101.5	-	-	-	-	-	-	-	-	-	-	-	101.5
-	-	-	-	-	-	-	-	-	-	-	-	-
-	-	-	-	-	-	-	-	-	-	-	-	-
-	-	-	-	-	-	-	77.6	-	-	-	-	195.6
-	-	-	-	-	-	-	-	-	-	-	-	-
-	-	-	-	-	-	-	17.4	-	-	-	-	17.4
-	-	-	-	-	18.7	65.9	-	312.6	20.9	77.6	-	504.9
-	-	2.6	-	-	-	-	714.7	-	37.0	311.7	-	1,066.0
-	-	-	-	-	-	-	203.5	96.2	-	-	23.0	322.7
-	-	-	-	-	-	-	87.7	48.9	-	-	155.2	291.7
-	-	-	-	-	-	-	-	10.5	35.3	-	-	45.8
101.5	228.0	2.6	-	33.5	18.7	65.9	1,100.8	468.2	93.2	389.3	178.2	36,956.5

13	14	15	16	17	18	19	20	21	22	23	24	Total
-	-	-	-	-	-	-	-	-	-	-	-	-
-	-	-	-	-	-	-	-	-	-	-	-	23.9
-	-	-	-	-	-	-	-	-	-	-	-	-
-	-	-	-	-	-	-	-	-	-	-	-	315.7
-	-	-	-	-	-	-	-	-	-	-	-	20.3
-	-	-	-	-	-	-	-	-	-	-	-	20.6
-	-	-	-	-	-	-	-	-	-	-	-	-
-	-	-	-	-	-	-	-	-	-	-	-	53.7
-	-	-	-	-	-	-	-	-	-	-	-	62.5
-	-	-	-	-	-	-	6.7	-	-	-	-	30.5
-	-	-	-	-	-	-	-	-	-	-	-	-
-	-	-	-	-	-	-	-	-	-	-	-	-
-	-	-	-	-	-	-	-	-	-	-	-	-
-	-	-	-	-	-	-	-	-	-	-	-	-
-	-	-	-	-	-	-	-	-	-	-	-	-
-	-	-	-	-	-	-	-	-	-	-	-	-
-	-	-	-	-	-	-	-	-	-	-	-	-
-	-	-	-	-	-	-	1.2	-	-	-	-	7.3
-	-	-	-	-	-	-	-	-	-	-	-	-
-	-	-	-	-	-	0.7	-	2.9	22.1	-	-	25.7
-	-	-	-	-	-	-	-	-	-	-	-	-
-	-	-	-	-	-	-	-	-	-	-	-	-
-	-	-	-	-	-	-	1,893.5	-	-	-	-	1,893.5
-	-	-	-	-	-	-	-	-	-	-	-	-
-	-	-	-	-	-	0.7	1,901.5	2.9	22.1	-	-	2,453.7

OD Matrix by Commodity Type - ROAD MODE (24 Zones)

Annual Tons - Commodity Type 1 (Unprocessed Cereals) **(1,000 t)**

	1	2	3	4	5	6	7	8	9	10	11	12
1	-	-	-	0.9	22.2	-	-	-	-	-	-	-
2	-	-	-	49.8	-	-	-	-	-	-	-	-
3	-	-	-	1,568.3	171.4	-	-	-	74.6	-	-	-
4	-	-	728.5	-	-	-	-	-	166.4	-	-	-
5	-	-	58.4	16.6	-	-	-	-	16.6	-	-	-
6	-	-	-	-	-	-	-	-	-	-	-	-
7	-	-	-	-	-	-	-	-	-	-	-	-
8	-	-	-	-	-	-	-	-	-	-	-	-
9	-	-	160.5	219.2	-	-	-	-	-	-	-	-
10	-	-	-	-	-	20.8	-	-	-	-	-	-
11	-	-	-	-	-	-	-	-	-	-	-	-
12	-	-	-	-	-	-	-	-	-	-	-	-
13	-	-	-	-	-	-	-	-	-	-	-	-
14	-	-	-	-	-	-	-	-	-	-	-	-
15	-	-	-	-	-	-	-	-	-	-	-	-
16	-	-	-	-	-	-	-	-	-	-	-	-
17	-	-	-	-	-	-	-	-	-	-	-	-
18	-	-	-	-	-	-	-	-	-	-	-	-
19	-	-	-	-	-	-	-	-	-	-	-	-
20	-	-	-	-	-	-	-	-	-	-	-	-
21	-	-	-	-	-	-	-	-	-	-	-	-
22	-	-	-	-	-	-	-	-	-	-	-	-
23	-	-	-	-	-	-	-	-	-	-	-	-
24	-	-	-	-	-	-	-	-	-	-	-	-
Total	-	-	947.4	1,854.7	193.5	20.8	-	-	257.6	-	-	-

Annual Tons - Commodity Type 2 (Agricultural Food Stuffs) **(1,000 t)**

	1	2	3	4	5	6	7	8	9	10	11	12
1	-	69.8	24.6	75.0	6.1	-	-	-	9,343.7	125.3	-	-
2	25.0	-	191.3	520.3	140.1	-	-	-	3,017.9	-	-	-
3	39.4	2,154.3	-	385.8	-	-	-	-	206.5	-	-	-
4	25.0	3,421.6	190.6	-	9.2	-	-	-	152.5	-	-	-
5	25.0	135.0	176.4	164.1	-	2.2	-	-	4,888.5	7.2	-	-
6	-	-	-	-	176.4	-	-	-	705.5	16.5	-	-
7	-	-	-	-	-	-	-	-	-	-	-	-
8	-	-	-	-	62.9	12.6	-	-	243.2	-	-	-
9	35.9	3,077.5	139.4	3,584.5	50.6	12.6	-	-	-	78.5	-	1.8
10	59.4	-	-	-	11.7	101.5	-	-	188.3	-	-	-
11	-	-	-	-	-	-	-	-	-	-	-	-
12	-	-	-	-	-	18.1	-	-	35.9	-	-	-
13	-	-	-	-	-	-	-	-	-	-	-	14.2
14	-	-	-	-	-	-	-	-	-	-	-	-
15	-	-	-	-	-	-	-	-	-	-	-	-
16	-	-	-	-	-	-	-	-	-	-	-	-
17	-	-	-	-	-	111.9	-	-	6.2	-	-	-
18	-	-	-	-	-	-	-	-	-	-	-	-
19	-	-	-	-	-	-	-	-	-	-	-	-
20	-	-	-	-	-	-	-	-	9.2	-	-	-
21	-	-	-	-	-	-	-	-	-	-	-	-
22	-	-	-	-	-	-	-	-	-	-	-	-
23	-	-	-	-	-	-	-	-	-	-	-	-
24	-	-	-	-	-	-	-	-	-	-	-	-
Total	209.8	8,858.2	722.2	4,729.7	457.0	258.8	-	-	18,797.3	227.5	-	16.0

Annual Tons - Commodity Type 3 (Agricultural Cash Crops) **(1,000 t)**

	1	2	3	4	5	6	7	8	9	10	11	12
1	-	-	-	-	-	-	-	-	-	-	-	-
2	0.1	-	-	-	-	-	-	-	23.8	-	-	-
3	-	-	-	-	-	-	-	-	-	-	-	-
4	-	17.4	44.2	-	-	-	-	-	254.1	-	-	-
5	-	-	-	4.8	-	-	-	-	-	15.5	-	-
6	-	-	-	-	-	-	-	-	20.6	-	-	-
7	-	-	-	-	-	-	-	-	-	-	-	-
8	-	-	-	-	-	-	-	-	53.7	-	-	-
9	-	-	-	4.8	41.3	16.4	-	-	-	-	-	-
10	-	-	-	2.4	-	-	-	-	21.3	-	-	-
11	-	-	-	-	-	-	-	-	-	-	-	-
12	-	-	-	-	-	-	-	-	-	-	-	-
13	-	-	-	-	-	-	-	-	-	-	-	-
14	-	-	-	-	-	-	-	-	-	-	-	-
15	-	-	-	-	-	-	-	-	-	-	-	-
16	-	-	-	-	-	-	-	-	-	-	-	-
17	-	-	-	-	-	-	-	-	-	-	-	-
18	-	-	-	3.0	-	-	-	-	3.0	-	-	-
19	-	-	-	-	-	-	-	-	-	-	-	-
20	-	-	-	-	-	-	-	-	-	-	-	-
21	-	-	-	-	-	-	-	-	-	-	-	-
22	-	-	-	-	-	-	-	-	-	-	-	-
23	-	-	-	-	-	-	-	-	-	-	-	-
24	-	-	-	-	-	-	-	-	-	-	-	-
Total	0.1	17.4	44.2	15.0	41.3	16.4	-	-	376.5	15.5	-	-

13	14	15	16	17	18	19	20	21	22	23	24	Total
-	-	-	-	-	-	-	-	-	-	-	-	23.1
-	-	-	-	-	-	-	-	-	-	-	-	49.8
-	-	-	-	-	-	-	-	-	-	-	-	1,814.3
-	-	-	-	-	-	-	-	-	-	-	-	894.9
-	-	-	-	-	-	-	144.4	-	-	-	-	235.9
-	-	-	-	-	-	-	-	-	-	-	-	-
-	-	-	-	-	-	-	-	-	-	-	-	-
-	-	-	-	-	-	-	-	-	-	-	-	-
-	-	-	-	-	-	-	-	-	-	-	-	379.7
-	-	-	-	-	-	-	63.6	-	-	-	-	84.4
-	-	-	-	-	-	-	-	-	-	-	-	-
-	-	-	-	-	-	-	-	-	-	-	-	-
-	-	-	-	-	-	-	-	-	-	-	-	-
-	-	-	-	-	-	-	-	-	-	-	-	-
-	-	-	-	-	-	-	-	-	-	-	-	-
-	-	-	-	-	-	-	-	-	-	-	-	-
-	-	-	-	-	-	-	-	-	-	-	-	-
-	-	-	-	-	-	-	-	-	-	-	-	-
-	-	-	-	-	-	-	33.2	-	-	-	-	33.2
-	-	-	-	-	-	-	-	81.7	-	-	-	81.7
-	-	-	-	-	-	-	81.7	-	233.1	-	-	314.8
-	-	7.7	-	-	-	-	-	527.2	-	-	363.5	898.4
-	-	-	-	-	-	-	0.7	-	-	-	-	0.7
-	-	-	-	-	-	-	-	91.4	229.3	-	-	320.7
-	-	7.7	-	-	-	-	323.6	700.3	462.5	-	363.5	5,131.5

13	14	15	16	17	18	19	20	21	22	23	24	Total
-	-	-	-	-	-	-	-	-	-	-	-	9,644.5
-	-	-	-	33.5	-	-	-	-	-	-	-	3,928.0
-	-	-	-	-	-	-	-	-	-	-	-	2,786.1
-	-	-	-	-	-	-	-	-	-	-	-	3,798.9
-	-	-	-	-	-	-	-	-	-	-	-	5,398.3
-	-	-	-	-	-	-	-	-	-	-	-	898.4
-	-	-	-	-	-	-	-	-	-	-	-	-
-	-	-	-	-	-	-	-	-	-	-	-	318.7
-	-	-	-	-	-	-	-	-	-	-	-	6,980.8
-	-	-	-	-	-	-	-	-	-	-	-	360.9
-	-	-	-	-	-	-	-	-	-	-	-	-
-	-	-	-	-	-	-	-	-	-	-	-	54.1
-	228.0	-	-	-	-	-	-	-	-	-	-	242.2
101.5	-	-	-	-	-	-	-	-	-	-	-	101.5
-	-	-	-	-	-	-	-	-	-	-	-	-
-	-	-	-	-	-	-	-	-	-	-	-	-
-	-	-	-	-	-	-	77.6	-	-	-	-	195.6
-	-	-	-	-	-	-	-	-	-	-	-	-
-	-	-	-	-	-	-	17.4	-	-	-	-	17.4
-	-	-	-	-	18.7	65.9	-	312.6	20.9	77.6	-	504.9
-	-	2.6	-	-	-	-	714.7	-	37.0	311.7	-	1,066.0
-	-	-	-	-	-	-	203.5	96.2	-	-	23.0	322.7
-	-	-	-	-	-	-	87.7	48.9	-	-	155.2	291.7
-	-	-	-	-	-	-	-	10.5	35.3	-	-	45.8
101.5	228.0	2.6	-	33.5	18.7	65.9	1,100.8	468.2	93.2	389.3	178.2	36,956.5

13	14	15	16	17	18	19	20	21	22	23	24	Total
-	-	-	-	-	-	-	-	-	-	-	-	-
-	-	-	-	-	-	-	-	-	-	-	-	23.9
-	-	-	-	-	-	-	-	-	-	-	-	-
-	-	-	-	-	-	-	-	-	-	-	-	315.7
-	-	-	-	-	-	-	-	-	-	-	-	20.3
-	-	-	-	-	-	-	-	-	-	-	-	20.6
-	-	-	-	-	-	-	-	-	-	-	-	-
-	-	-	-	-	-	-	-	-	-	-	-	53.7
-	-	-	-	-	-	-	-	-	-	-	-	62.5
-	-	-	-	-	-	-	6.7	-	-	-	-	30.5
-	-	-	-	-	-	-	-	-	-	-	-	-
-	-	-	-	-	-	-	-	-	-	-	-	-
-	-	-	-	-	-	-	-	-	-	-	-	-
-	-	-	-	-	-	-	-	-	-	-	-	-
-	-	-	-	-	-	-	-	-	-	-	-	-
-	-	-	-	-	-	-	-	-	-	-	-	-
-	-	-	-	-	-	-	-	-	-	-	-	-
-	-	-	-	-	-	-	1.2	-	-	-	-	7.3
-	-	-	-	-	-	-	-	-	-	-	-	-
-	-	-	-	-	-	0.7	-	2.9	22.1	-	-	25.7
-	-	-	-	-	-	-	-	-	-	-	-	-
-	-	-	-	-	-	-	-	-	-	-	-	-
-	-	-	-	-	-	-	1,893.5	-	-	-	-	1,893.5
-	-	-	-	-	-	-	-	-	-	-	-	-
-	-	-	-	-	-	0.7	1,901.5	2.9	22.1	-	-	2,453.7

OD Matrix by Commodity Type - ROAD MODE (24 Zones)

Annual Tons - Commodity Type 4 (Processed Cash Crops) **(1,000 t)**

	1	2	3	4	5	6	7	8	9	10	11	12
1	-	4.8	-	-	-	-	-	-	-	-	-	-
2	-	-	92.0	5.0	-	-	-	-	4.0	-	-	-
3	-	17.8	-	282.6	-	-	-	-	-	-	-	-
4	0.1	521.6	-	-	0.3	406.2	-	-	239.4	-	-	-
5	-	9.5	-	697.3	-	-	-	-	326.2	98.3	-	-
6	-	-	-	-	-	-	-	-	-	15.2	-	-
7	-	-	-	-	-	-	-	-	-	-	-	-
8	-	-	-	-	-	-	-	-	-	-	-	-
9	16.3	20.6	4.1	107.0	10.5	-	-	-	-	71.3	-	-
10	-	-	-	-	-	268.2	-	-	-	-	-	-
11	-	-	-	-	-	-	-	-	-	-	-	-
12	-	-	-	-	-	9.4	-	-	-	-	-	-
13	-	-	-	-	-	-	-	-	-	-	-	-
14	-	-	-	-	-	-	-	-	-	-	-	-
15	-	-	-	-	-	-	-	-	-	-	-	-
16	-	-	-	-	-	-	-	-	-	-	-	-
17	-	-	-	-	-	115.4	-	-	-	-	-	-
18	-	-	-	-	-	-	-	-	-	-	-	-
19	-	-	-	-	-	-	-	-	-	-	-	-
20	-	-	-	-	-	-	-	-	-	-	-	-
21	-	-	-	-	-	-	-	-	-	-	-	-
22	-	-	-	-	-	-	-	-	-	-	-	-
23	-	-	-	-	-	-	-	-	-	-	-	-
24	-	-	-	-	-	-	-	-	-	-	-	-
Total	16.4	574.4	96.1	1,092.0	10.9	799.2	-	-	569.6	184.9	-	-

Annual Tons - Commodity Type 5 (Cereal Product) **(1,000 t)**

	1	2	3	4	5	6	7	8	9	10	11	12
1	-	2.1	6.2	-	-	-	-	-	-	-	-	-
2	435.1	-	313.0	353.2	-	-	-	-	1,070.8	-	-	-
3	10.6	313.0	-	298.2	174.0	-	-	-	520.3	-	-	-
4	8.1	231.1	91.0	-	79.7	-	-	-	727.4	138.4	-	-
5	-	-	5.1	328.1	-	-	-	-	58.7	-	-	-
6	-	-	-	-	-	-	-	-	-	-	-	-
7	-	-	-	-	-	-	-	-	-	-	-	-
8	-	-	-	-	-	-	-	-	140.7	-	-	-
9	-	167.8	329.7	580.6	-	-	-	-	-	276.7	-	-
10	-	-	-	-	-	-	-	-	-	-	-	-
11	-	-	-	-	-	-	-	-	-	-	-	-
12	-	-	-	-	-	-	-	-	-	-	-	-
13	-	-	-	-	-	-	-	-	-	-	-	-
14	-	-	-	-	-	-	-	-	-	-	-	-
15	-	-	-	-	-	-	-	-	-	-	-	-
16	-	-	-	-	-	-	-	-	-	-	-	-
17	-	-	-	-	-	-	-	-	-	-	-	-
18	-	-	-	-	-	-	-	-	-	-	-	-
19	-	-	-	-	-	-	-	-	-	-	-	-
20	-	-	-	-	-	-	-	-	-	-	-	-
21	-	-	-	-	-	-	-	-	-	-	-	-
22	-	-	-	-	-	-	-	-	-	-	-	-
23	-	-	-	-	-	-	-	-	-	-	-	-
24	-	-	-	-	-	-	-	-	-	-	-	-
Total	453.8	714.0	745.0	1,560.1	253.7	-	-	-	2,517.9	415.1	-	-

Annual Tons - Commodity Type 6 (Manufactured Food Stuffs) **(1,000 t)**

	1	2	3	4	5	6	7	8	9	10	11	12
1	-	51.2	-	-	-	-	-	-	0.9	-	-	-
2	69.4	-	39.5	23.6	0.8	-	-	-	8.0	-	-	-
3	11.0	0.3	-	21.9	40.0	-	-	-	52.5	-	-	-
4	48.6	69.5	107.5	-	79.6	-	-	-	89.2	17.1	-	-
5	7.0	23.6	4.0	123.5	-	-	-	-	547.4	21.6	-	-
6	-	-	-	-	98.0	-	-	-	86.5	26.0	-	-
7	-	-	-	-	-	-	-	-	-	-	-	-
8	-	-	-	-	-	-	-	-	-	-	-	-
9	9.1	309.9	55.7	101.2	296.3	0.9	-	-	-	47.0	-	-
10	-	-	-	-	-	-	-	-	97.4	-	-	-
11	-	-	-	-	-	-	-	-	-	-	-	-
12	-	-	-	-	-	1.9	-	-	-	-	-	-
13	-	-	-	-	-	-	-	-	-	-	-	-
14	-	-	-	-	-	-	-	-	-	-	-	-
15	-	-	-	-	-	-	-	-	-	-	-	-
16	-	-	-	-	-	-	-	-	-	-	-	-
17	-	-	-	-	-	-	-	-	-	-	-	-
18	-	-	-	-	-	-	-	-	20.5	-	-	-
19	-	-	-	-	-	-	-	-	-	-	-	-
20	-	-	-	-	-	-	-	-	-	-	-	-
21	-	-	-	-	-	-	-	-	-	-	-	-
22	-	-	-	-	-	-	-	-	-	-	-	-
23	-	-	-	-	-	-	-	-	-	-	-	-
24	-	-	-	-	-	-	-	-	-	-	-	-
Total	145.0	454.4	206.7	270.2	514.6	2.8	-	-	902.4	111.8	-	-

13	14	15	16	17	18	19	20	21	22	23	24	Total
-	-	-	-	-	-	-	-	-	-	-	-	4.8
-	-	-	-	-	-	-	-	-	-	-	-	101.1
-	-	-	-	-	-	-	-	-	-	-	-	300.5
-	-	-	-	-	-	-	-	-	-	-	-	1,167.7
-	-	-	-	-	-	-	-	-	-	-	-	1,131.4
-	-	-	-	-	-	-	-	-	-	-	-	15.2
-	-	-	-	-	-	-	-	-	-	-	-	-
-	-	-	-	-	-	-	-	-	-	-	-	-
-	-	-	-	-	-	-	-	-	-	-	-	229.9
-	-	-	-	-	-	-	42.7	-	-	-	-	310.9
-	-	-	-	-	-	-	-	-	-	-	-	-
-	-	-	-	-	-	-	-	-	-	-	-	9.4
-	130.1	-	-	-	-	-	-	-	-	-	-	130.1
54.6	-	65.0	-	-	-	-	-	-	-	-	-	119.7
-	-	-	-	-	-	-	-	-	-	-	-	-
-	-	-	-	-	-	-	-	-	-	-	-	-
-	-	-	-	-	-	-	-	-	-	-	-	115.4
-	67.4	-	-	-	-	-	-	-	-	-	-	67.4
-	-	-	-	-	-	-	-	-	-	-	-	-
-	-	-	-	-	-	16.1	-	48.8	-	16.1	-	80.9
-	-	-	-	-	-	-	80.2	-	-	15.0	-	95.2
-	-	-	-	-	-	-	-	-	-	-	-	-
-	-	-	-	-	-	-	76.2	48.8	-	-	-	125.0
-	-	-	-	-	-	-	-	-	-	-	-	-
54.6	197.5	65.0	-	-	-	16.1	199.1	97.6	-	31.0	-	4,004.4

13	14	15	16	17	18	19	20	21	22	23	24	Total
-	-	-	-	-	-	-	-	-	-	-	-	8.3
-	-	-	-	-	-	-	-	-	-	-	-	2,172.1
-	-	-	-	325.0	-	-	-	-	-	-	-	1,641.2
-	-	-	-	-	-	-	-	-	125.7	-	-	1,401.4
-	-	-	-	-	-	-	-	-	-	-	-	391.9
-	-	-	-	-	-	-	-	-	-	-	-	-
-	-	-	-	-	-	-	-	-	-	-	-	-
-	-	-	-	-	-	-	-	-	-	-	-	140.7
-	-	-	-	-	-	-	-	-	-	-	-	1,354.8
-	-	-	-	-	-	-	-	-	-	-	-	-
-	-	-	-	-	-	-	-	-	-	-	-	-
-	-	-	-	-	-	-	-	-	-	-	-	-
-	106.9	-	-	-	-	-	-	-	-	-	-	106.9
87.9	-	-	-	-	-	-	-	-	-	-	-	87.9
-	-	-	-	-	-	-	-	-	-	-	-	-
-	-	-	-	-	-	-	-	-	-	-	-	-
-	-	12.1	-	-	-	-	-	-	-	-	-	12.1
-	-	-	-	-	-	-	-	-	-	-	-	-
-	-	-	-	-	-	-	50.1	-	-	-	-	50.1
-	-	-	-	-	-	300.3	-	-	71.6	17.4	-	389.4
-	-	-	-	-	-	-	0.9	-	160.8	79.5	-	241.2
-	-	-	-	-	-	-	-	139.5	-	2.7	601.3	743.5
-	-	-	-	-	-	-	-	1.2	-	-	-	1.2
-	-	-	-	-	-	-	-	-	322.4	-	-	322.4
87.9	106.9	12.1	-	325.0	-	300.3	50.9	140.7	680.5	99.6	601.3	9,064.9

13	14	15	16	17	18	19	20	21	22	23	24	Total
-	-	-	-	-	-	-	-	-	-	-	-	52.1
-	-	-	-	-	-	-	-	-	-	-	-	141.3
-	-	-	-	-	-	-	-	-	-	-	-	125.6
-	-	-	-	-	-	-	-	-	-	-	-	411.4
-	-	-	-	-	1.8	-	-	-	-	-	-	728.8
-	-	-	-	-	-	-	-	-	-	-	-	210.5
-	-	-	-	-	-	-	-	-	-	-	-	-
-	-	-	-	-	-	-	-	-	-	-	-	-
-	-	-	-	15.4	-	-	-	-	-	-	-	835.6
-	-	-	-	-	-	-	7.3	-	-	-	-	104.7
-	-	-	-	-	-	-	-	-	-	-	-	-
5.1	-	-	-	-	-	-	-	-	-	-	-	7.1
-	44.9	-	-	-	-	-	-	-	-	-	-	44.9
14.2	-	-	-	-	-	-	-	-	-	-	-	14.2
-	-	-	-	-	-	-	-	-	-	-	-	-
-	-	-	-	-	-	-	-	-	-	-	-	-
-	-	-	-	-	-	-	-	-	-	-	-	-
-	-	12.8	-	-	-	-	-	-	-	-	-	33.4
-	-	-	-	-	-	-	10.5	-	-	-	-	10.5
-	-	-	-	-	-	29.2	-	82.7	11.7	112.2	-	235.8
-	-	-	-	-	-	-	10.5	-	93.3	9.4	17.8	130.9
-	-	-	-	-	-	-	-	31.7	-	0.8	85.7	118.2
-	-	-	-	-	-	-	45.9	52.3	-	-	-	98.2
-	-	-	-	-	-	-	-	22.5	63.0	-	-	85.6
19.3	44.9	12.8	-	15.4	1.8	29.2	74.2	189.3	168.0	122.5	103.5	3,388.7

OD Matrix by Commodity Type - ROAD MODE (24 Zones)

Annual Tons - Commodity Type 7 (Other Manufactured Goods) **(1,000 t)**

	1	2	3	4	5	6	7	8	9	10	11	12
1	-	73.2	15.0	5.7	-	-	-	-	3,235.0	-	-	-
2	84.3	-	3.8	2,028.7	252.0	-	-	-	240.2	-	-	-
3	-	117.1	-	139.1	35.8	-	-	-	203.2	-	-	-
4	106.1	672.0	276.5	-	148.1	1.9	-	-	702.1	3.8	-	-
5	242.8	99.1	19.2	77.0	-	100.1	-	-	1,580.7	353.5	-	-
6	-	-	-	-	153.0	-	-	-	125.1	1.9	-	-
7	-	-	-	-	-	-	-	-	-	-	-	-
8	-	-	-	-	-	-	-	-	-	-	-	-
9	467.4	8,258.8	304.2	3,950.3	657.2	24.2	-	-	-	1,935.1	-	-
10	-	-	-	198.2	30.7	191.8	-	-	907.9	-	-	-
11	-	-	-	-	-	-	-	-	-	-	-	-
12	-	-	-	-	-	15.8	-	-	-	-	-	-
13	-	-	-	-	-	-	-	-	-	-	-	-
14	-	-	-	-	-	-	-	-	-	-	-	-
15	-	-	-	-	-	-	-	-	-	46.4	-	-
16	-	-	-	-	-	-	-	-	-	-	-	-
17	-	-	-	-	-	14.9	-	-	395.6	-	-	-
18	-	-	-	-	125.1	-	-	-	-	14.9	-	-
19	-	-	-	-	-	-	-	-	-	-	-	-
20	-	-	-	-	-	-	-	-	-	-	-	-
21	-	-	-	-	-	-	-	-	125.1	-	-	-
22	-	-	-	-	-	-	-	-	-	-	-	-
23	-	-	-	-	-	-	-	-	-	-	-	-
24	-	-	-	-	-	-	-	-	-	-	-	-
Total	900.5	9,220.2	618.8	6,399.0	1,401.8	348.7	-	-	7,514.9	2,355.7	-	-

Annual Tons - Commodity Type 8 (Forestry Products) **(1,000 t)**

	1	2	3	4	5	6	7	8	9	10	11	12
1	-	-	-	-	-	-	-	-	-	-	-	-
2	-	-	-	-	-	-	-	-	-	-	-	-
3	-	58.3	-	10.6	4.5	-	-	-	-	-	-	-
4	0.1	22.1	-	-	-	0.1	-	-	1.2	-	-	-
5	-	1.4	-	-	-	-	-	-	-	-	-	-
6	-	-	-	1.2	-	-	-	-	-	-	-	-
7	-	-	-	-	-	-	-	-	-	-	-	-
8	-	-	-	-	-	-	-	-	-	-	-	-
9	0.2	-	-	0.1	30.1	-	-	-	-	-	-	-
10	-	-	-	-	-	-	-	-	-	-	-	-
11	-	-	-	-	-	-	-	-	-	-	-	-
12	-	-	-	-	-	-	-	-	-	-	-	-
13	-	-	-	-	-	-	-	-	-	-	-	-
14	-	-	-	-	-	-	-	-	-	-	-	-
15	-	-	-	-	-	-	-	-	-	-	-	-
16	-	-	-	-	-	-	-	-	-	-	-	-
17	-	-	-	-	-	-	-	-	-	-	-	-
18	-	-	-	-	-	-	-	-	-	-	-	-
19	-	-	-	-	-	-	-	-	-	-	-	-
20	-	-	-	-	-	-	-	-	-	-	-	-
21	-	-	-	-	-	-	-	-	-	-	-	-
22	-	-	-	-	-	-	-	-	-	-	-	-
23	-	-	-	-	-	-	-	-	-	-	-	-
24	-	-	-	-	-	-	-	-	-	-	-	-
Total	0.3	81.9	-	11.8	34.6	0.1	-	-	1.2	-	-	-

Annual Tons - Commodity Type 9 (Mining Products) **(1,000 t)**

	1	2	3	4	5	6	7	8	9	10	11	12
1	-	86.3	-	-	-	-	-	-	-	-	-	-
2	-	-	-	-	-	-	-	-	-	-	-	-
3	-	-	-	19.8	-	-	-	-	-	-	-	-
4	-	-	-	-	-	-	-	-	71.4	-	-	-
5	-	-	-	-	-	-	-	-	-	-	-	-
6	-	-	-	-	-	-	-	-	-	-	-	-
7	-	-	-	-	-	-	-	-	-	-	-	-
8	-	-	-	-	-	-	-	-	-	-	-	-
9	-	176.2	2.0	144.4	-	-	-	-	-	-	-	-
10	-	-	-	-	-	-	-	-	-	-	-	-
11	-	-	-	-	-	-	-	-	-	-	-	-
12	-	-	-	-	-	-	-	-	-	-	-	-
13	-	-	-	-	-	-	-	-	-	-	-	-
14	-	-	-	-	-	-	-	-	-	-	-	-
15	-	-	-	-	-	-	-	-	-	-	-	-
16	-	-	-	-	-	-	-	-	-	-	-	-
17	-	-	-	-	-	-	-	-	-	-	-	-
18	-	-	-	-	-	-	-	-	-	-	-	-
19	-	-	-	-	-	-	-	-	-	-	-	-
20	-	-	-	-	-	-	-	-	-	-	-	-
21	-	-	-	-	-	-	-	-	-	-	-	-
22	-	-	-	-	-	-	-	-	-	-	-	-
23	-	-	-	-	-	-	-	-	-	-	-	-
24	-	-	-	-	-	-	-	-	-	-	-	-
Total	-	262.5	2.0	164.2	-	-	-	-	71.4	-	-	-

13	14	15	16	17	18	19	20	21	22	23	24	Total
-	-	-	-	-	-	-	-	-	-	-	-	3,328.9
-	-	-	-	-	-	-	-	-	-	-	-	2,608.9
-	-	-	-	-	-	-	-	-	-	-	-	495.1
-	-	-	-	-	-	-	-	14.9	4.6	-	-	1,930.1
-	-	-	-	-	-	-	-	14.9	-	-	-	2,487.4
-	-	-	-	-	-	-	-	-	-	-	-	280.0
-	-	-	-	-	-	-	-	-	-	-	-	-
-	-	-	-	-	-	-	-	-	-	-	-	-
-	-	-	-	151.8	200.1	-	-	46.4	-	-	2.6	15,998.2
-	-	-	-	-	-	-	-	-	-	-	-	1,328.5
-	-	-	-	-	-	-	-	-	-	-	-	-
-	-	-	-	-	-	-	-	-	-	-	-	15.8
-	311.2	-	-	-	-	-	-	-	-	-	-	311.2
67.1	-	2.3	-	-	-	-	-	-	-	-	-	69.4
51.3	16.9	-	-	-	-	-	-	-	-	-	-	114.6
-	-	-	-	-	-	-	-	-	-	-	-	-
-	-	-	-	-	-	-	-	-	-	-	-	410.6
-	-	-	-	-	-	-	-	-	-	-	-	140.1
-	-	-	-	-	-	-	8.6	-	-	-	-	8.6
-	-	-	-	-	-	22.5	-	54.2	-	53.1	9.0	138.8
-	-	-	-	-	-	7.1	525.5	-	399.7	16.1	6.3	1,079.8
-	-	-	-	-	-	-	-	214.1	-	4.0	98.8	316.9
-	-	-	-	-	-	-	614.6	444.8	28.1	-	-	1,087.5
-	-	-	-	-	-	-	-	9.0	10.5	-	-	19.6
118.4	328.1	2.3	-	151.8	200.1	29.6	1,148.7	798.4	442.9	73.1	116.8	32,170.0

13	14	15	16	17	18	19	20	21	22	23	24	Total
-	-	-	-	-	-	-	-	-	-	-	-	-
-	-	-	-	-	-	-	-	-	-	-	-	-
-	-	-	-	-	-	-	-	-	-	-	-	73.4
-	-	-	-	-	-	-	-	-	-	-	-	23.5
-	-	-	-	-	-	-	-	-	-	-	-	1.4
-	-	-	-	-	-	-	-	-	-	-	-	1.2
-	-	-	-	-	-	-	-	-	-	-	-	-
-	-	-	-	-	-	-	-	-	-	-	-	-
-	-	-	-	-	-	-	-	-	-	-	-	30.3
-	-	-	-	-	-	-	-	-	-	-	-	-
-	-	-	-	-	-	-	-	-	-	-	-	-
-	-	-	-	-	-	-	-	-	-	-	-	-
-	-	-	-	-	-	-	-	-	-	-	-	-
-	-	-	-	-	-	-	-	-	-	-	-	-
-	-	-	-	-	-	-	-	-	-	-	-	-
-	-	-	-	-	-	-	-	-	-	-	-	-
-	-	-	-	-	-	-	-	-	-	-	-	-
-	-	-	-	-	-	-	-	-	-	-	-	-
-	-	-	-	-	-	-	-	-	-	-	-	-
-	-	-	-	-	-	-	-	-	-	-	-	-
-	-	-	-	-	-	-	-	-	-	-	-	-
-	-	-	-	-	-	-	-	-	-	-	-	-
-	-	-	-	-	-	-	-	-	-	-	-	-
-	-	-	-	-	-	-	-	-	-	-	-	-
-	-	-	-	-	-	-	-	-	-	-	-	129.9

13	14	15	16	17	18	19	20	21	22	23	24	Total
-	-	-	-	-	-	-	-	-	-	-	-	86.3
-	-	-	-	-	-	-	-	-	-	-	-	-
-	-	-	-	-	-	-	-	-	-	-	-	19.8
-	-	-	-	-	-	-	-	-	-	-	-	71.4
-	-	-	-	-	-	-	-	-	-	-	-	-
-	-	-	-	-	-	-	-	-	-	-	-	-
-	-	-	-	-	-	-	-	-	-	-	-	-
-	-	-	-	-	-	-	-	-	-	-	-	-
-	-	-	-	-	-	-	-	-	-	-	-	322.6
-	-	-	-	-	-	-	-	-	-	-	-	-
-	-	-	-	-	-	-	-	-	-	-	-	-
-	-	-	-	-	-	-	-	-	-	-	-	-
-	-	-	-	-	-	-	-	-	-	-	-	-
-	-	-	-	-	-	-	-	-	-	-	-	-
-	-	-	-	-	-	-	-	-	-	-	-	-
-	-	-	-	-	-	-	-	-	-	-	-	-
-	-	-	-	-	-	-	-	-	-	-	-	-
-	-	-	-	-	-	-	-	-	-	-	-	-
-	-	-	-	-	-	-	-	-	-	-	-	-
-	-	-	-	-	-	-	-	-	-	-	-	-
-	-	-	-	-	-	-	2.0	-	-	-	-	2.0
-	-	-	-	-	-	-	-	-	-	-	-	-
-	-	-	-	-	-	-	-	-	-	-	-	-
-	-	-	-	-	-	-	-	-	-	-	-	-
-	-	-	-	-	-	-	2.0	-	-	-	-	502.1

OD Matrix by Commodity Type - ROAD MODE (24 Zones)

Annual Tons - Commodity Type 10 (Mineral Oil Products) **(1,000 t)**

	1	2	3	4	5	6	7	8	9	10	11	12
1	-	16.6	-	-	-	-	-	-	-	-	-	-
2	111.7	-	104.3	753.1	-	-	-	-	1.5	-	-	-
3	-	-	-	13.2	19.8	-	-	-	275.6	-	-	-
4	31.7	1,406.5	799.8	-	-	14.3	-	-	1,369.8	49.8	-	-
5	-	-	86.9	5.9	-	42.9	-	-	3,404.2	-	-	-
6	-	2.0	-	-	906.5	-	-	-	605.7	14.3	14.3	-
7	-	-	-	-	-	-	-	-	-	-	-	-
8	-	-	-	-	-	-	-	-	-	-	-	-
9	6.3	847.5	373.6	278.6	20.6	68.6	-	-	-	64.1	-	-
10	-	-	-	-	64.4	-	-	-	23.3	-	-	-
11	-	-	-	-	-	-	-	-	-	-	-	-
12	-	-	-	-	17.7	-	-	-	-	-	-	-
13	-	-	-	-	-	-	-	-	-	-	-	-
14	-	-	-	-	-	-	-	-	-	-	-	-
15	-	-	-	-	-	-	-	-	302.8	-	-	-
16	-	-	-	-	-	-	-	-	-	-	-	-
17	-	-	-	-	-	-	-	-	-	-	-	-
18	-	-	-	-	-	-	-	-	-	-	-	-
19	-	-	-	-	-	-	-	-	-	-	-	-
20	-	-	-	-	-	-	-	-	-	-	-	-
21	-	-	-	-	-	-	-	-	-	-	-	-
22	-	-	-	-	-	-	-	-	-	-	-	-
23	-	-	-	-	-	-	-	-	-	-	-	-
24	-	-	-	-	-	-	-	-	-	-	-	-
Total	149.7	2,272.6	1,364.6	1,050.7	1,029.0	125.8	-	-	5,982.9	128.3	14.3	-

Annual Tons - Commodity Type 11 (Construction Materials) **(1,000 t)**

	1	2	3	4	5	6	7	8	9	10	11	12
1	-	54.5	-	-	-	-	-	-	68.6	-	-	-
2	1,701.9	-	13.2	117.4	14.6	-	-	-	424.0	-	-	-
3	5.5	-	-	120.3	-	-	-	-	64.5	-	-	-
4	-	2,996.1	1,342.3	-	471.9	-	-	-	223.9	-	-	-
5	190.4	-	148.1	398.3	-	2.9	-	-	9,113.7	95.5	-	-
6	-	3.1	-	-	5,585.9	-	-	-	175.1	2.9	-	-
7	-	-	-	-	-	-	-	-	-	-	-	-
8	-	-	-	-	-	-	-	-	-	-	-	-
9	19.5	335.5	399.3	819.7	601.7	20.2	-	-	-	166.2	-	-
10	-	-	-	24.7	23.4	-	-	-	47.3	-	-	-
11	-	-	-	-	-	-	-	-	-	-	-	-
12	-	-	-	-	-	8.6	-	-	-	-	-	-
13	-	-	-	-	-	-	-	-	-	-	-	-
14	-	-	-	-	-	-	-	-	-	-	-	-
15	-	-	-	-	-	-	-	-	-	-	-	-
16	-	-	-	-	-	-	-	-	-	-	-	-
17	-	-	-	-	-	-	-	-	174.5	-	-	-
18	-	-	-	-	-	-	-	-	-	-	-	-
19	-	-	-	-	-	-	-	-	-	-	-	-
20	-	-	-	-	-	-	-	-	-	-	-	-
21	-	-	-	-	-	-	-	-	-	-	-	-
22	-	-	-	-	-	-	-	-	-	-	-	-
23	-	-	-	-	-	-	-	-	-	-	-	-
24	-	-	-	-	-	-	-	-	-	-	-	-
Total	1,917.3	3,389.0	1,902.8	1,480.4	6,697.4	31.6	-	-	10,291.5	264.6	-	-

Annual Tons - Commodity Type 12 (Producer Goods) **(1,000 t)**

	1	2	3	4	5	6	7	8	9	10	11	12
1	-	13.7	-	7.8	-	-	-	-	7.1	-	-	-
2	54.6	-	477.1	247.7	225.1	-	-	-	-	-	-	-
3	-	-	-	12.2	25.5	-	-	-	56.0	-	-	-
4	236.9	457.6	232.4	-	193.0	-	-	-	353.2	148.4	-	-
5	185.4	-	12.2	254.3	-	-	-	-	1,770.8	-	-	-
6	-	-	-	731.4	-	-	-	-	-	44.5	-	-
7	-	-	-	-	-	-	-	-	-	-	-	-
8	-	-	-	-	-	-	-	-	-	-	-	-
9	151.8	137.2	283.4	136.7	107.6	22.1	-	-	-	7.6	-	2.5
10	-	-	-	-	-	-	-	-	100.4	-	-	-
11	-	-	-	-	-	-	-	-	-	-	-	-
12	-	-	-	-	-	-	-	-	-	-	-	-
13	-	-	-	-	-	-	-	-	-	-	-	-
14	-	-	-	-	-	-	-	-	-	-	-	-
15	-	-	-	-	-	-	-	-	-	-	-	-
16	-	-	-	-	-	-	-	-	-	-	-	-
17	-	-	-	-	-	-	-	-	-	86.8	-	-
18	-	-	-	-	-	-	-	-	-	-	-	-
19	-	-	114.3	-	-	-	-	-	-	-	-	-
20	-	-	-	-	-	-	-	-	-	-	-	-
21	-	-	-	-	-	-	-	-	14.3	-	-	-
22	-	-	-	-	-	-	-	-	-	-	-	-
23	-	-	-	-	-	-	-	-	-	-	-	-
24	-	-	-	-	-	-	-	-	-	-	-	-
Total	628.7	608.5	1,119.5	1,390.2	551.2	22.1	-	-	2,301.7	287.4	-	2.5

13	14	15	16	17	18	19	20	21	22	23	24	Total
-	-	-	-	-	-	-	-	-	-	-	-	16.6
-	-	-	-	-	-	-	-	-	-	-	-	970.6
-	-	-	-	-	-	-	-	-	-	-	-	308.6
-	-	-	-	-	-	-	-	-	-	-	-	3,671.9
-	-	-	-	-	-	-	-	-	-	-	-	3,539.8
-	-	-	-	-	-	-	-	-	-	-	-	1,542.7
-	-	-	-	-	-	-	-	-	-	-	-	-
-	-	-	-	-	-	-	-	-	-	-	-	-
-	-	-	-	-	-	-	-	-	-	-	-	1,659.4
-	-	-	-	-	-	-	-	-	-	-	-	87.7
-	-	-	-	-	-	-	-	-	-	-	-	-
-	-	-	-	-	-	-	-	-	-	-	-	17.7
-	-	-	-	-	-	-	-	-	-	-	-	-
-	-	-	-	-	-	-	-	-	-	-	-	-
-	57.9	-	-	-	-	-	-	-	-	-	-	360.7
-	-	-	-	-	-	-	-	-	-	-	-	-
-	-	-	-	-	-	-	-	-	-	-	-	-
-	-	-	-	-	-	-	-	-	-	-	-	-
-	-	-	-	-	-	-	-	-	-	-	-	-
-	-	-	-	-	-	16.0	-	-	-	16.8	-	32.9
-	-	-	-	-	-	-	304.8	-	126.7	-	138.7	570.2
-	-	-	-	-	-	-	-	-	-	-	222.4	222.4
-	-	-	-	-	-	-	-	-	-	-	-	-
-	-	-	-	-	-	-	-	-	12.2	-	-	12.2
-	57.9	-	-	-	-	16.0	304.8	-	138.8	16.8	361.1	13,013.3

13	14	15	16	17	18	19	20	21	22	23	24	Total
-	-	-	-	-	-	-	-	-	-	-	-	123.1
-	-	-	-	-	-	-	-	-	-	-	-	2,271.1
-	-	-	-	-	-	-	-	-	-	-	-	190.3
-	-	-	-	-	-	-	-	-	-	-	-	5,034.1
-	-	-	-	-	-	-	-	-	-	-	-	9,948.7
-	-	-	-	-	-	-	-	-	-	-	-	5,766.9
-	-	-	-	-	-	-	-	-	-	-	-	-
-	-	-	-	-	-	-	-	-	-	-	-	-
-	-	-	-	23.4	2.9	-	-	-	-	-	0.7	2,389.0
-	-	-	-	-	-	-	-	-	-	-	-	95.4
-	-	-	-	-	-	-	-	-	-	-	-	-
-	-	-	-	-	-	-	-	-	-	-	-	8.6
-	36.2	-	-	-	-	-	-	-	-	-	-	36.2
-	-	-	-	-	-	-	-	-	-	-	-	-
-	-	-	-	-	-	-	-	-	-	-	-	-
-	-	-	-	-	-	-	-	-	-	-	-	-
-	-	-	-	-	-	-	-	-	-	-	-	174.5
-	-	-	-	-	-	-	-	-	-	-	-	-
-	-	-	-	-	-	-	14.3	27.9	-	-	-	42.2
-	-	-	-	-	-	75.7	-	-	-	23.8	-	99.5
-	-	-	-	-	-	-	19.8	-	751.0	16.9	44.9	832.7
-	-	-	-	-	71.9	-	0.2	48.0	-	-	-	120.1
-	-	-	-	-	-	-	101.6	0.8	-	-	-	102.4
-	-	-	-	-	-	-	-	44.9	-	-	-	44.9
-	36.2	-	-	23.4	74.8	75.7	135.9	121.7	751.0	40.7	45.6	27,279.7

13	14	15	16	17	18	19	20	21	22	23	24	Total
-	-	-	-	-	-	-	-	-	-	-	-	28.6
-	-	-	-	-	-	-	-	-	-	-	-	1,004.5
-	-	-	-	-	-	-	-	-	-	-	-	93.7
-	-	-	-	-	-	-	-	-	-	-	-	1,621.5
-	-	-	-	-	-	-	-	4.5	-	-	-	2,227.2
-	-	-	-	-	-	-	-	-	-	-	-	775.9
-	-	-	-	-	-	-	-	-	-	-	-	-
-	-	-	-	-	-	-	-	-	-	-	-	-
-	-	-	-	-	-	-	-	-	-	-	9.5	858.4
-	-	-	-	-	-	-	-	-	-	-	-	100.4
-	-	-	-	-	-	-	-	-	-	-	-	-
-	-	-	-	-	-	-	-	-	-	-	-	-
-	83.1	-	-	-	-	-	-	-	-	-	-	83.1
14.9	-	-	-	-	-	-	-	-	-	-	-	14.9
-	-	-	-	-	-	-	-	-	-	-	-	-
-	-	-	-	-	-	-	-	-	-	-	-	-
-	-	-	-	-	-	-	-	-	-	-	-	86.8
-	-	-	-	-	-	-	-	-	-	-	-	-
-	-	-	-	-	-	-	-	-	-	-	-	114.3
-	-	-	-	-	-	130.7	-	154.4	-	44.8	-	329.9
-	-	-	-	-	-	22.5	64.0	-	227.4	-	-	328.2
-	-	-	-	-	-	1.9	82.5	27.8	-	-	377.8	490.0
-	-	-	-	-	-	-	6.6	547.8	-	-	-	554.4
-	-	-	-	-	-	-	-	-	93.8	-	-	93.8
14.9	83.1	-	-	-	-	155.1	153.1	734.5	321.2	44.8	387.2	8,805.5

OD Matrix by Commodity Type - ROAD MODE (24 Zones)

Annual Tons - All Commodity Types **(1,000 t)**

	1	2	3	4	5	6	7	8	9	10	11	12
1	-	673	46	89	28	-	-	-	12,654	125	-	-
2	2,947	-	1,602	4,287	640	-	-	-	4,834	-	-	-
3	131	2,661	-	3,072	626	-	-	-	1,589	-	-	-
4	668	13,547	4,710	-	1,266	422	-	-	4,713	412	-	-
5	661	3,789	572	2,599	-	148	-	-	26,791	668	-	-
6	-	5	-	733	7,125	-	-	-	1,868	202	14	-
7	-	-	-	-	-	-	-	-	-	-	-	-
8	-	-	-	-	63	13	-	-	438	-	-	-
9	728	21,613	2,467	13,874	2,169	176	-	-	-	2,869	-	4
10	59	-	-	225	130	582	-	-	1,562	-	-	-
11	-	-	-	-	-	-	-	-	-	-	-	-
12	-	-	-	-	18	84	-	-	36	-	-	-
13	-	-	-	-	-	-	-	-	-	-	-	14
14	-	-	-	-	-	-	-	-	-	-	-	-
15	-	-	-	-	-	-	-	-	303	46	-	-
16	-	-	-	-	-	-	-	-	-	-	-	-
17	-	-	-	-	-	242	-	-	576	87	-	-
18	-	-	-	3	125	-	-	-	47	15	-	-
19	-	-	114	-	-	-	-	-	-	-	-	-
20	-	-	-	-	-	-	-	-	9	-	-	-
21	-	-	-	-	-	-	-	-	139	-	-	-
22	-	-	-	-	-	-	-	-	-	-	-	-
23	-	-	-	-	-	-	-	-	-	-	-	-
24	-	-	-	-	-	-	-	-	-	-	-	-
Total	5,193	42,287	9,512	24,882	12,190	1,667	-	-	55,560	4,424	14	18

13	14	15	16	17	18	19	20	21	22	23	24	Total
-	-	-	-	-	-	-	-	-	-	-	-	13,617
-	-	-	-	33	-	-	-	-	-	-	-	14,342
-	-	-	-	325	-	-	-	-	-	-	-	8,404
-	-	-	-	-	-	-	-	15	130	-	-	25,883
-	-	-	-	-	23	-	144	19	-	-	-	35,415
-	-	-	-	-	-	-	-	-	-	-	-	9,948
-	-	-	-	-	-	-	-	-	-	-	-	-
-	-	-	-	-	-	-	-	-	-	-	-	513
-	-	-	-	224	203	-	-	46	-	-	13	44,385
-	-	-	-	-	-	-	137	-	-	-	-	2,696
-	-	-	-	-	-	-	-	-	-	-	-	-
9	-	-	-	-	-	-	-	-	-	-	-	146
-	1,093	-	-	-	-	-	-	-	-	-	-	1,107
397	-	67	-	-	-	-	-	-	-	-	-	465
51	75	-	-	-	-	-	-	-	-	-	-	475
-	-	-	-	-	-	-	-	-	-	-	-	-
-	-	12	-	-	-	-	78	-	-	-	-	995
-	67	135	-	-	-	-	1	-	-	-	-	394
-	-	-	-	-	-	-	205	28	-	-	-	347
-	-	-	-	-	19	827	-	944	282	1,179	9	3,268
-	-	3	-	-	-	30	1,931	-	2,764	538	290	5,696
-	-	8	-	-	72	2	286	1,418	-	26	2,206	4,018
-	-	-	-	-	-	-	3,359	1,760	28	-	155	5,302
-	-	-	-	-	-	-	-	292	1,090	-	-	1,382
457	1,235	225	-	582	317	859	6,140	4,522	4,295	1,744	2,674	178,798

OD Matrix by Commodity Type - AIR MODE (24 Zones)

Annual Tons - Commodity Type 1 (Unprocessed Cereals)

	1	2	3	4	5	6	7	8	9	10	11	12
1	-	-	-	0.9	22.2	-	-	-	-	-	-	-
2	-	-	-	49.8	-	-	-	-	-	-	-	-
3	-	-	-	1,568.3	171.4	-	-	-	74.6	-	-	-
4	-	-	728.5	-	-	-	-	-	166.4	-	-	-
5	-	-	58.4	16.6	-	-	-	-	16.6	-	-	-
6	-	-	-	-	-	-	-	-	-	-	-	-
7	-	-	-	-	-	-	-	-	-	-	-	-
8	-	-	-	-	-	-	-	-	-	-	-	-
9	-	-	160.5	219.2	-	-	-	-	-	-	-	-
10	-	-	-	-	-	20.8	-	-	-	-	-	-
11	-	-	-	-	-	-	-	-	-	-	-	-
12	-	-	-	-	-	-	-	-	-	-	-	-
13	-	-	-	-	-	-	-	-	-	-	-	-
14	-	-	-	-	-	-	-	-	-	-	-	-
15	-	-	-	-	-	-	-	-	-	-	-	-
16	-	-	-	-	-	-	-	-	-	-	-	-
17	-	-	-	-	-	-	-	-	-	-	-	-
18	-	-	-	-	-	-	-	-	-	-	-	-
19	-	-	-	-	-	-	-	-	-	-	-	-
20	-	-	-	-	-	-	-	-	-	-	-	-
21	-	-	-	-	-	-	-	-	-	-	-	-
22	-	-	-	-	-	-	-	-	-	-	-	-
23	-	-	-	-	-	-	-	-	-	-	-	-
24	-	-	-	-	-	-	-	-	-	-	-	-
Total	-	-	947.4	1,854.7	193.5	20.8	-	-	257.6	-	-	-

Annual Tons - Commodity Type 2 (Agricultural Food Stuffs)

	1	2	3	4	5	6	7	8	9	10	11	12
1	-	70	25	75	6	-	-	-	9,344	125	-	-
2	-	-	-	200	7,786	-	-	-	-	-	-	-
3	-	-	-	10,502	-	-	-	-	-	-	-	-
4	-	-	-	363,101	55,985	-	-	-	21,731	-	-	-
5	-	-	168,663	-	-	-	-	-	14,334	-	-	-
6	-	-	19,074	2,395	-	-	-	-	1,000	-	-	-
7	-	-	-	-	-	-	-	-	-	-	-	-
8	-	-	-	-	-	-	-	-	-	-	-	-
9	-	-	-	-	-	-	-	-	-	-	-	-
10	-	-	46,741	18,875	-	-	-	-	-	-	-	-
11	-	-	-	-	-	3,220	-	-	-	-	-	-
12	-	-	-	-	-	-	-	-	-	-	-	-
13	-	-	-	-	-	-	-	-	-	-	-	-
14	-	-	-	-	-	-	-	-	-	-	-	-
15	-	-	-	-	-	-	-	-	-	-	-	-
16	-	-	-	-	-	-	-	-	-	-	-	-
17	-	-	-	-	-	-	-	-	-	-	-	-
18	-	-	-	-	-	-	-	-	-	-	-	-
19	-	-	-	-	-	-	-	-	-	-	-	-
20	-	-	-	-	-	-	-	-	-	-	-	-
21	-	-	-	-	-	-	-	-	-	-	-	-
22	-	-	-	-	-	-	-	-	-	-	-	-
23	-	-	-	-	-	-	-	-	-	-	-	-
24	-	-	-	-	-	-	-	-	-	-	-	-
Total	-	-	-	-	-	-	-	-	-	-	-	-

Annual Tons - Commodity Type 3 (Agricultural Cash Crops)

	1	2	3	4	5	6	7	8	9	10	11	12
1	-	-	-	-	-	-	-	-	-	-	-	-
2	0.1	-	-	-	-	-	-	-	23.8	-	-	-
3	-	-	-	-	-	-	-	-	-	-	-	-
4	-	17.4	44.2	-	-	-	-	-	254.1	-	-	-
5	-	-	-	4.8	-	-	-	0.0	-	15.5	-	-
6	-	-	-	-	-	-	-	-	20.6	-	-	-
7	-	-	-	-	-	-	-	-	-	-	-	-
8	-	-	-	-	-	-	-	-	53.7	-	-	-
9	-	-	-	4.8	41.3	16.4	0.0	0.0	-	-	-	0.2
10	-	-	-	2.4	-	-	-	-	21.3	-	-	-
11	-	-	-	-	-	-	-	-	-	-	-	-
12	-	-	-	-	-	-	-	-	0.0	-	-	-
13	-	-	-	-	-	-	-	-	-	-	-	-
14	-	-	-	-	-	-	-	-	-	-	-	-
15	-	-	-	-	-	-	-	0.0	0.1	-	0.0	0.0
16	-	-	-	-	-	-	-	-	-	-	-	-
17	-	-	-	-	-	-	-	-	-	-	-	-
18	-	-	-	3.0	-	-	-	-	3.0	-	-	-
19	-	-	-	-	-	-	-	-	0.0	-	-	-
20	-	-	-	-	-	-	-	-	0.3	-	-	0.0
21	-	-	-	-	-	-	-	-	-	-	-	-
22	-	-	-	-	-	-	-	-	0.6	-	-	0.0
23	-	-	-	-	-	-	-	-	-	-	-	-
24	-	-	-	-	-	-	-	-	-	-	-	-
Total	0.1	17.4	44.2	15.0	41.3	16.4	0.0	0.0	377.5	15.5	0.0	0.3

13	14	15	16	17	18	19	20	21	22	23	24	Total
-	-	-	-	-	-	-	-	-	-	-	-	23.1
-	-	-	-	-	-	-	-	-	-	-	-	49.8
-	-	-	-	-	-	-	-	-	-	-	-	1,814.3
-	-	-	-	-	-	-	-	-	-	-	-	894.9
-	-	-	-	-	-	-	144.4	-	-	-	-	235.9
-	-	-	-	-	-	-	-	-	-	-	-	-
-	-	-	-	-	-	-	-	-	-	-	-	-
-	-	-	-	-	-	-	-	-	-	-	-	-
-	-	-	-	-	-	-	-	-	-	-	-	379.7
-	-	-	-	-	-	-	63.6	-	-	-	-	84.4
-	-	-	-	-	-	-	-	-	-	-	-	-
-	-	-	-	-	-	-	-	-	-	-	-	-
-	-	-	-	-	-	-	-	-	-	-	-	-
-	-	-	-	-	-	-	-	-	-	-	-	-
-	-	-	-	-	-	-	-	-	-	-	-	-
-	-	-	-	-	-	-	-	-	-	-	-	-
-	-	-	-	-	-	-	-	-	-	-	-	-
-	-	-	-	-	-	-	-	-	-	-	-	-
-	-	-	-	-	-	-	33.2	-	-	-	-	33.2
-	-	-	-	-	-	-	-	81.7	-	-	-	81.7
-	-	-	-	-	-	-	81.7	-	233.1	-	-	314.8
-	-	7.7	-	-	-	-	-	527.2	-	-	363.5	898.4
-	-	-	-	-	-	-	0.7	-	-	-	-	0.7
-	-	-	-	-	-	-	-	91.4	229.3	-	-	320.7
-	-	7.7	-	-	-	-	323.6	700.3	462.5	-	363.5	5,131.5

13	14	15	16	17	18	19	20	21	22	23	24	Total
-	-	-	-	-	-	-	-	-	-	-	-	9,644
-	-	-	-	-	-	-	-	-	-	-	-	7,986
-	-	-	-	-	-	-	-	-	-	-	-	10,502
-	-	-	-	-	-	-	-	-	-	-	-	440,817
-	-	-	-	-	-	-	-	-	-	-	-	182,997
-	-	-	-	-	-	-	108,201	-	-	-	-	130,671
-	-	-	-	-	-	-	-	-	-	-	-	-
-	-	-	-	-	-	-	-	-	-	-	-	-
-	-	-	-	-	-	-	-	-	-	-	-	-
-	-	-	-	-	-	-	-	-	-	-	-	65,617
-	-	-	-	-	-	-	38,477	-	-	-	-	41,697
-	-	-	-	-	-	-	-	-	-	-	-	-
-	-	-	-	-	-	-	-	-	-	-	-	-
-	-	-	-	-	-	-	-	-	-	-	-	-
-	-	-	-	-	-	-	-	-	-	-	-	-
-	-	-	-	-	-	-	-	-	-	-	-	-
-	-	-	-	-	-	-	-	-	-	-	-	-
-	-	-	-	-	-	-	-	-	-	-	-	-
-	-	-	-	-	-	-	-	-	-	-	-	-
-	-	-	-	-	-	-	7,094	-	-	-	-	7,094
-	-	-	-	-	-	-	-	11,441	-	-	-	11,441
-	-	-	-	-	-	-	11,441	-	41,312	-	-	52,753
-	-	3,529	-	-	-	-	-	93,427	-	-	48,531	145,487
-	-	-	-	-	-	-	91	-	-	-	-	91
-	-	-	-	-	-	-	-	15,542	30,624	-	-	46,165

13	14	15	16	17	18	19	20	21	22	23	24	Total
-	-	-	-	-	-	-	-	-	-	-	-	-
-	-	-	-	-	-	-	-	-	-	-	-	23.9
-	-	-	-	-	-	-	-	-	-	-	-	-
-	-	-	-	-	-	-	-	-	-	-	-	315.7
-	-	-	-	-	-	-	-	-	-	-	-	20.3
-	-	-	-	-	-	-	-	-	-	-	-	20.6
-	-	-	-	-	-	-	-	-	-	-	-	-
-	-	-	-	-	-	-	-	-	-	0.3	-	54.0
0.0	0.0	0.3	0.0	-	0.1	0.0	0.2	0.1	0.0	0.0	-	63.4
-	-	-	-	-	-	-	6.7	-	-	-	-	30.5
-	-	-	-	-	-	-	-	-	-	-	-	-
0.0	-	0.0	-	-	-	0.0	0.0	-	-	-	-	0.1
-	-	-	-	-	-	-	-	-	-	-	-	-
-	-	0.0	0.0	-	-	0.0	0.0	-	-	-	-	0.0
0.0	0.0	0.0	0.1	0.0	0.1	0.2	0.5	0.1	0.1	0.2	-	1.4
-	-	-	-	-	-	-	0.0	-	-	-	-	0.0
-	-	-	-	-	-	-	-	-	-	-	-	-
-	-	0.0	-	-	-	-	1.2	-	-	-	-	7.3
-	-	-	-	-	-	0.0	-	-	0.0	-	0.0	0.0
-	-	0.2	0.3	-	-	0.7	-	2.9	22.1	-	-	26.5
-	-	-	-	-	-	0.5	-	-	-	-	-	0.5
-	-	0.0	-	-	-	0.0	-	-	-	-	-	0.6
-	-	-	0.0	-	-	-	1,893.5	-	-	0.0	-	1,893.5
-	-	-	-	-	-	-	-	-	-	-	-	-
0.1	0.0	0.5	0.4	0.0	0.2	1.5	1,902.2	3.1	22.2	0.5	0.0	2,458.5

OD Matrix by Commodity Type - AIR MODE (24 Zones)

Annual Tons - Commodity Type 4 (Processed Cash Crops)

	1	2	3	4	5	6	7	8	9	10	11	12
1	-	4.8	-	-	-	-	-	-	-	-	-	-
2	-	-	92.0	5.0	-	-	-	-	4.0	-	-	-
3	-	17.8	-	282.6	-	-	-	-	-	-	-	-
4	0.1	521.6	-	-	0.3	406.2	-	-	241.8	-	-	-
5	-	9.5	-	697.3	0.1	-	0.1	3.6	506.6	98.3	-	0.0
6	-	-	-	-	-	-	-	2.5	-	15.2	0.7	-
7	-	-	-	-	-	-	0.0	-	0.0	-	-	0.0
8	-	-	-	-	1.2	-	-	-	-	-	-	0.1
9	16.3	20.6	4.3	107.1	10.6	-	6.7	0.9	-	71.3	0.3	15.9
10	-	-	-	-	1.2	268.2	-	-	0.1	5.5	0.1	0.2
11	-	-	-	-	-	-	-	-	0.0	-	-	-
12	-	-	-	-	12.0	9.4	8.0	0.2	48.6	8.0	0.5	1.3
13	-	-	-	-	85.8	1.1	0.9	-	513.7	31.5	-	71.3
14	-	-	-	-	7.1	-	-	-	64.8	19.1	-	0.3
15	-	-	-	-	0.4	-	-	-	3.2	-	1.6	10.0
16	-	-	-	-	-	-	-	-	-	-	-	-
17	-	-	-	-	-	115.4	-	-	11.5	-	-	-
18	-	-	-	-	-	-	-	-	6.3	-	0.0	-
19	-	-	-	-	-	-	-	-	3.1	-	-	0.6
20	-	-	-	-	17.1	-	-	-	90.2	4.4	1.2	15.6
21	-	-	-	-	-	-	0.0	-	12.9	0.9	-	0.2
22	-	-	-	1.0	1.9	-	-	-	357.3	-	-	6.0
23	-	-	-	-	-	-	-	-	2.1	-	-	0.0
24	-	-	-	-	-	-	-	-	-	-	-	-
Total	16.4	574.4	96.3	1,093.0	137.6	800.3	15.7	7.1	1,866.3	254.4	4.3	121.6

Annual Tons - Commodity Type 5 (Cereal Product)

	1	2	3	4	5	6	7	8	9	10	11	12
1	-	2.1	6.2	-	-	-	-	-	-	-	-	-
2	435.1	-	313.0	353.2	-	-	-	-	1,070.8	-	-	-
3	10.6	313.0	-	298.2	174.0	-	-	-	520.3	-	-	-
4	8.1	231.1	91.0	1.4	106.9	-	-	-	1,422.0	138.4	-	2.3
5	-	0.0	5.6	328.1	0.0	0.0	0.4	3.6	74.3	0.0	-	0.0
6	-	-	-	-	-	-	-	2.4	-	-	0.5	-
7	-	-	-	-	0.0	0.1	6.9	-	10.5	-	-	1.3
8	-	-	-	-	-	0.0	-	-	140.7	-	-	-
9	-	167.8	330.1	580.8	0.0	-	11.2	0.8	-	276.7	0.7	24.8
10	-	-	-	-	0.1	-	-	-	0.2	18.1	12.8	1.6
11	-	-	-	-	-	-	-	-	0.0	0.2	0.2	-
12	-	-	-	-	0.0	-	3.6	0.9	20.0	-	0.5	-
13	-	-	-	-	0.0	-	-	-	2.6	0.4	-	2.9
14	-	-	-	-	-	-	-	-	0.1	-	-	-
15	-	-	-	-	-	-	0.0	0.1	13.1	-	3.1	11.8
16	-	-	-	-	-	-	-	-	0.8	-	-	-
17	-	-	-	-	-	-	-	-	0.0	-	-	-
18	-	-	-	-	0.0	-	-	-	0.0	-	0.0	0.3
19	-	-	-	-	-	-	-	-	0.5	-	-	0.0
20	-	-	-	-	2.2	-	-	-	46.9	1.7	1.1	23.6
21	-	-	-	-	-	-	-	-	66.5	-	0.0	2.4
22	-	-	-	1.8	1.1	-	-	-	408.7	-	-	11.7
23	-	-	-	-	-	-	-	-	0.1	-	-	-
24	-	-	-	-	-	-	-	-	-	-	-	-
Total	453.8	714.1	745.9	1,563.5	284.4	0.1	22.0	7.7	3,798.1	435.6	18.9	82.6

Annual Tons - Commodity Type 6 (Manufactured Food Stuffs)

	1	2	3	4	5	6	7	8	9	10	11	12
1	-	352.5	-	-	-	-	-	-	0.1	-	-	-
2	534.1	-	407.0	211.6	8.4	-	-	-	51.3	-	-	-
3	75.0	0.3	-	222.2	195.4	-	0.0	-	188.6	-	-	-
4	259.7	3,800.5	1,004.5	-	392.3	-	-	0.6	747.9	71.7	-	14.0
5	17.2	3,543.5	66.2	652.6	0.0	-	103.4	17.5	5,638.1	99.1	80.4	32.6
6	-	-	-	-	303.4	-	-	4.4	236.1	107.1	1.0	-
7	-	-	-	-	0.1	5.4	5.4	-	7.8	-	-	0.9
8	-	-	-	-	1.9	37.1	-	0.3	0.0	-	-	0.0
9	30.3	8,591.4	472.6	4,048.2	649.1	11.6	25.0	2.4	-	269.1	7.4	72.5
10	-	-	-	-	0.9	-	-	-	273.7	5.3	0.0	0.0
11	-	-	-	-	0.0	-	-	-	0.4	0.0	0.5	-
12	-	-	-	-	0.0	31.9	1.2	0.0	25.5	0.0	-	0.3
13	-	-	-	-	-	-	4.5	-	29.8	0.0	6.2	197.4
14	-	-	-	-	-	-	-	-	1.0	-	-	-
15	-	-	-	-	-	-	0.0	0.0	16.7	0.0	0.3	17.1
16	-	-	-	-	-	-	-	-	-	-	-	-
17	-	-	-	-	3.5	0.6	-	-	20.3	-	-	-
18	-	-	-	-	1.9	6.4	-	-	44.2	3.0	0.0	0.1
19	-	-	-	-	-	-	0.0	-	9.4	0.0	-	0.1
20	-	-	-	-	48.0	-	-	-	64.1	1.0	0.0	7.7
21	-	-	-	-	-	-	0.0	-	16.5	-	-	0.5
22	-	-	-	0.0	-	-	-	-	37.7	-	-	0.3
23	-	-	0.0	-	-	19.5	-	0.0	29.4	-	-	-
24	-	-	-	-	-	-	-	-	-	-	-	0.0
Total	916.3	16,288.2	1,950.3	5,134.6	1,605.1	112.6	139.4	25.2	7,438.7	556.2	95.8	343.6

13	14	15	16	17	18	19	20	21	22	23	24	Total
-	-	-	-	-	-	-	-	-	-	-	-	4.8
-	-	-	-	-	-	-	-	-	-	-	-	101.1
-	-	-	-	-	-	-	-	-	-	-	-	300.5
-	-	-	-	-	-	-	4.0	-	-	-	-	1,174.1
0.0	-	0.0	-	-	-	-	-	-	-	0.0	-	1,315.6
-	-	-	-	-	-	-	-	-	-	-	-	18.4
-	-	-	-	-	-	-	-	-	-	0.0	-	0.0
-	-	0.1	-	-	-	-	-	-	-	-	-	1.5
11.1	5.6	24.5	4.3	0.0	5.8	4.4	19.4	7.7	6.3	4.9	0.0	347.8
0.8	-	-	-	0.0	-	-	42.7	-	-	-	-	318.7
-	-	0.0	-	-	-	-	-	-	-	-	-	0.0
49.1	0.0	26.1	1.2	0.9	1.4	1.9	8.9	1.1	1.6	0.0	-	180.3
-	130.1	3.8	-	0.2	4.8	2.3	9.2	0.8	0.2	0.6	-	856.1
54.6	-	86.8	0.0	-	-	7.4	9.9	-	0.2	1.2	-	251.5
0.8	13.5	10.8	33.0	12.5	49.7	16.0	32.8	4.1	1.6	16.6	-	206.6
-	0.0	1.4	0.2	-	-	-	0.0	-	-	-	-	1.7
-	-	3.0	-	-	-	-	-	-	-	-	-	129.9
-	67.4	1.1	-	0.0	0.3	-	-	-	-	-	-	75.1
0.4	0.4	1.4	0.5	-	0.0	6.0	0.0	0.0	0.5	-	0.7	13.7
28.3	10.6	58.1	6.4	0.5	12.5	21.2	0.3	48.8	-	16.1	-	331.3
0.0	0.1	11.4	0.0	-	0.0	1.2	80.2	0.8	0.0	15.0	-	122.8
0.9	5.6	9.8	0.3	-	0.0	6.7	-	0.5	10.4	3.3	-	403.8
-	-	1.6	0.1	-	0.5	-	76.2	48.8	-	1.8	-	131.2
-	-	-	-	-	-	0.1	-	-	-	-	0.1	0.3
146.0	233.3	240.0	46.0	14.2	75.0	67.1	283.5	112.5	20.8	59.4	0.9	6,286.5

13	14	15	16	17	18	19	20	21	22	23	24	Total
-	-	-	-	-	-	-	-	-	-	-	-	8.3
-	-	-	-	-	-	-	-	-	-	-	-	2,172.1
-	-	-	-	325.0	-	-	-	-	-	-	-	1,641.2
3.4	-	207.9	-	-	0.9	-	4.7	39.6	125.7	-	-	2,383.3
0.7	-	3.0	2.0	-	-	-	0.0	-	-	1.7	-	419.5
-	-	-	-	-	-	-	-	-	-	-	-	2.9
-	-	-	-	-	-	0.0	-	-	-	-	0.3	19.0
-	-	-	-	-	-	-	-	-	-	-	-	140.7
32.6	12.7	86.5	4.6	0.0	9.0	13.0	27.4	17.6	17.0	10.2	0.0	1,623.5
18.7	-	0.0	-	0.4	-	-	-	-	-	-	-	51.8
-	-	0.9	-	-	0.0	-	-	-	-	-	-	1.4
58.5	0.4	85.6	1.0	1.5	13.6	11.3	7.7	0.4	1.3	0.0	-	206.2
-	106.9	0.4	-	-	0.0	0.3	0.3	0.0	-	0.0	-	113.9
87.9	-	0.2	0.1	-	-	1.0	0.2	-	0.0	-	-	89.5
0.7	8.2	9.8	14.4	9.8	49.2	10.7	18.9	1.9	1.8	9.7	-	163.3
-	0.1	3.9	0.8	-	0.3	-	0.0	-	-	0.0	-	6.0
-	-	12.6	-	0.5	-	-	-	-	-	-	-	13.1
0.4	-	2.4	-	0.0	0.5	-	-	-	-	0.0	-	3.7
0.0	0.0	0.5	-	-	-	49.8	54.6	0.0	0.6	-	8.0	114.1
23.3	13.2	135.4	7.8	0.8	109.3	308.8	1.5	0.1	71.6	27.0	-	774.4
1.8	2.7	110.9	-	-	0.1	1.0	0.9	0.4	161.5	79.5	-	427.7
6.5	256.1	108.5	0.8	-	3.2	26.1	-	142.9	5.6	5.6	601.3	1,580.0
-	-	6.9	0.0	-	5.2	-	-	1.2	-	3.0	-	16.3
-	-	-	-	-	-	0.3	0.0	-	322.4	-	1.1	323.8
234.5	400.4	775.3	31.5	337.9	191.2	422.3	116.3	204.1	707.6	136.7	610.7	12,295.3

13	14	15	16	17	18	19	20	21	22	23	24	Total
-	-	-	-	-	-	-	-	-	-	-	-	352.5
-	-	-	-	-	-	-	-	-	-	-	-	1,212.4
-	-	-	-	-	-	-	-	-	-	-	-	681.5
8.1	-	42.9	-	-	4.6	-	57.1	35.1	12.6	-	-	6,451.6
19.9	-	768.7	1.2	38.6	24.5	-	3.7	20.0	-	0.0	-	11,127.2
-	-	-	-	-	-	-	-	-	-	-	-	652.0
0.0	-	0.0	-	-	-	0.0	-	0.0	18.4	0.0	0.1	38.1
-	-	0.0	-	-	-	-	-	-	-	-	-	39.3
38.2	17.4	110.2	15.3	48.5	42.6	35.5	82.2	63.3	39.9	28.9	0.0	14,701.7
0.0	-	0.0	-	0.0	-	0.0	23.9	0.3	0.0	0.0	-	304.1
-	-	0.2	-	-	0.1	-	28.0	-	-	0.0	-	29.2
11.9	0.0	3.3	-	0.1	0.9	0.8	2.5	0.0	0.3	0.0	0.0	78.7
-	197.3	13.0	-	-	0.0	0.2	7.2	0.0	0.0	0.0	-	455.7
71.4	0.0	3.4	0.1	-	-	0.1	0.1	-	-	-	-	76.1
2.4	5.1	3.3	24.3	3.3	30.6	35.1	90.1	7.0	2.8	13.8	-	252.0
-	0.0	3.0	-	-	-	-	1.5	0.0	-	0.0	-	4.6
-	-	3.9	-	0.3	0.3	-	52.2	-	6.6	-	-	87.7
0.3	4.9	158.4	-	1.4	3.7	0.6	141.6	1.4	6.2	0.0	-	374.3
0.3	3.0	6.9	0.0	-	0.0	32.0	84.7	3.7	6.7	-	14.8	161.5
11.3	0.8	26.2	1.1	9.9	13.5	199.9	23.9	289.0	173.0	934.0	-	1,803.4
0.1	-	2.5	-	-	-	1.4	137.2	2.0	836.9	99.3	100.5	1,197.0
0.0	0.0	3.1	-	-	0.0	5.3	0.1	368.6	4.0	21.1	519.7	959.8
0.0	-	9.1	0.1	-	0.8	-	605.1	668.2	2.9	12.2	-	1,347.3
-	-	-	-	-	-	16.0	-	135.8	386.5	0.0	5.6	543.9
164.0	228.6	1,158.2	42.1	101.9	121.5	326.9	1,341.0	1,594.5	1,496.7	1,109.5	640.6	42,931.5

OD Matrix by Commodity Type - AIR MODE (24 Zones)

Annual Tons - Commodity Type 7 (Other Manufactured Goods)

	1	2	3	4	5	6	7	8	9	10	11	12
1	-	73.2	15.0	5.7	-	-	-	-	3,235.0	-	-	-
2	84.3	-	3.8	2,028.7	252.0	-	-	-	240.2	-	-	-
3	-	117.1	-	139.1	35.8	-	-	-	203.2	-	-	0.0
4	106.1	672.0	276.5	-	148.1	1.9	-	-	702.1	3.8	-	-
5	242.8	99.1	19.2	77.0	0.0	100.1	0.2	5.5	1,580.7	353.8	-	-
6	-	-	-	-	153.0	-	-	1.9	125.1	1.9	0.4	-
7	-	-	-	-	4.3	0.0	9.5	0.0	52.5	-	-	0.9
8	-	-	-	-	489.1	0.0	0.9	0.7	2.5	-	-	1.8
9	467.4	8,258.8	304.9	3,950.7	657.2	24.2	15.1	2.1	-	1,935.4	1.7	54.2
10	-	-	0.0	198.2	30.7	191.8	0.0	-	907.9	4.5	0.0	0.0
11	-	-	-	-	-	-	-	-	0.0	-	-	-
12	-	-	0.0	-	-	15.8	0.5	0.0	30.5	0.0	-	-
13	-	-	0.0	-	-	-	0.0	-	5.9	0.0	-	2.2
14	-	-	-	-	-	-	-	-	2.5	-	-	-
15	-	-	-	-	0.0	-	0.0	0.0	21.9	46.4	0.4	28.3
16	-	-	-	-	-	-	-	-	0.3	-	-	-
17	-	-	-	-	-	14.9	-	-	395.6	-	-	-
18	-	-	-	-	125.1	-	0.2	-	4.1	14.9	1.1	0.0
19	-	-	-	-	-	-	0.0	-	4.6	0.0	-	0.1
20	-	-	-	-	-	-	0.0	-	31.0	0.0	-	2.6
21	-	-	-	-	-	-	0.0	-	139.2	0.0	-	0.5
22	-	-	0.0	0.2	-	-	0.0	-	135.9	0.0	-	3.1
23	-	-	-	-	2.2	-	-	-	3.3	-	-	0.0
24	-	-	-	-	-	-	-	-	0.1	-	-	-
Total	900.5	9,220.2	619.5	6,399.5	1,897.6	348.8	26.4	10.1	7,824.1	2,360.7	3.6	93.6

Annual Tons - Commodity Type 8 (Forestry Products)

	1	2	3	4	5	6	7	8	9	10	11	12
1	-	-	-	-	-	-	-	-	-	-	-	-
2	-	-	-	-	-	-	-	-	-	-	-	-
3	-	58.3	-	10.6	4.5	-	-	-	-	-	-	-
4	0.1	22.1	-	-	-	0.1	-	-	1.2	-	-	-
5	-	1.4	-	-	0.0	-	0.0	0.4	0.0	0.0	-	-
6	-	-	-	1.2	-	-	-	0.0	-	-	0.0	-
7	-	-	-	-	-	-	0.1	-	1.1	-	-	0.0
8	-	-	-	-	-	0.3	-	-	-	-	-	-
9	0.2	-	0.1	0.1	30.1	-	0.2	0.1	-	0.0	0.0	0.5
10	-	-	-	-	0.0	-	-	-	0.0	0.0	-	-
11	-	-	-	-	-	-	-	-	0.0	-	-	-
12	-	-	-	-	-	-	0.0	0.0	0.5	-	-	-
13	-	-	-	-	-	-	0.0	-	1.4	-	-	0.0
14	-	-	-	-	-	-	-	-	0.2	-	-	-
15	-	-	-	-	-	-	-	0.0	8.5	-	0.0	3.0
16	-	-	-	-	-	-	-	-	-	-	-	-
17	-	-	-	-	-	-	-	-	-	-	-	-
18	-	-	-	-	-	-	-	-	0.1	-	-	-
19	-	-	-	-	-	-	-	-	3.7	-	-	0.0
20	-	-	-	-	-	-	0.0	-	6.4	0.7	-	2.9
21	-	-	-	-	-	-	0.0	-	17.6	0.0	-	0.4
22	-	-	0.0	-	-	-	-	-	1.3	0.0	-	0.1
23	-	-	-	-	-	-	-	-	45.3	-	-	-
24	-	-	-	-	-	-	-	-	-	-	-	-
Total	0.3	81.9	0.1	11.8	34.6	0.4	0.3	0.5	87.4	0.7	0.1	6.9

Annual Tons - Commodity Type 9 (Mining Products)

	1	2	3	4	5	6	7	8	9	10	11	12
1	-	86.3	-	-	-	-	-	-	-	-	-	-
2	-	-	-	-	-	-	-	-	-	-	-	-
3	-	-	-	19.8	-	-	-	-	-	-	-	-
4	-	-	-	-	-	-	-	-	71.4	-	-	-
5	-	-	-	-	0.0	-	0.0	0.5	-	0.0	-	-
6	-	-	-	-	-	-	-	-	-	-	-	-
7	-	-	-	-	-	-	0.0	-	0.0	-	-	0.0
8	-	-	-	-	-	0.2	-	-	-	-	-	-
9	-	176.2	2.0	144.4	-	-	0.4	0.0	-	0.0	0.0	0.7
10	-	-	-	-	-	-	-	-	-	0.0	0.0	-
11	-	-	-	-	-	-	-	-	0.4	-	-	-
12	-	-	-	-	-	-	0.0	-	5.0	-	-	-
13	-	-	-	-	-	-	-	-	6.9	-	-	1.2
14	-	-	-	-	-	-	-	-	0.5	-	-	-
15	-	-	-	-	-	-	-	-	2.1	-	0.0	0.1
16	-	-	-	-	-	-	-	-	-	-	-	-
17	-	-	-	-	-	-	-	-	-	-	-	-
18	-	-	-	-	-	-	-	-	2.0	-	-	-
19	-	39.5	-	-	-	-	-	-	1.8	0.0	-	0.0
20	-	-	-	-	0.0	-	-	-	4.5	-	-	0.1
21	-	-	-	-	-	-	-	-	3.7	-	-	0.0
22	-	-	-	-	-	-	-	-	6.2	-	-	0.1
23	-	-	-	-	-	-	-	-	0.2	-	-	-
24	-	-	-	-	-	-	-	-	-	-	-	-
Total	-	302.0	2.0	164.2	0.0	0.2	0.4	0.5	104.7	0.0	0.1	2.1

13	14	15	16	17	18	19	20	21	22	23	24	Total
-	-	-	-	-	-	-	-	-	-	-	-	3,328.9
-	-	-	-	-	-	-	-	-	-	-	-	2,608.9
0.0	-	0.0	-	-	0.0	-	-	-	-	-	-	495.1
-	-	-	-	-	-	-	-	14.9	4.6	-	-	1,930.1
-	-	-	-	-	-	0.0	-	14.9	-	-	-	2,493.3
-	-	-	-	-	-	-	-	-	-	-	-	282.4
0.4	-	1.0	-	-	0.0	0.0	0.0	0.0	0.0	0.1	0.0	68.7
1.1	-	1.4	-	-	1.5	-	-	-	-	5.3	-	504.3
35.7	10.8	122.4	6.8	152.0	216.9	26.1	69.7	132.2	26.6	19.9	2.8	16,493.6
0.0	-	0.1	-	-	0.0	0.0	3.2	0.0	0.0	0.0	-	1,336.5
-	-	0.2	-	-	0.0	-	-	-	-	-	-	0.2
7.0	0.0	7.1	0.0	-	0.0	3.5	3.8	1.2	3.7	0.0	0.0	73.1
-	311.2	0.3	0.0	-	0.0	0.0	0.7	0.0	0.0	0.0	-	320.4
67.1	0.0	4.0	0.0	-	-	0.5	1.8	-	-	-	-	75.8
53.0	23.8	2.2	18.5	1.8	16.3	16.1	55.4	9.8	4.0	16.8	0.0	314.5
-	0.0	0.4	-	-	-	-	0.3	-	-	0.1	-	1.0
-	-	0.1	-	0.0	0.2	-	-	-	-	-	-	410.8
-	-	6.8	-	0.0	0.2	-	-	-	-	0.7	-	153.1
0.2	0.2	0.6	0.1	-	0.0	10.2	8.7	0.7	1.6	0.0	8.6	35.8
3.3	0.7	15.7	0.6	0.1	1.2	22.5	0.5	54.2	0.0	53.1	9.0	194.4
0.1	0.1	3.8	0.0	-	0.0	12.8	525.5	0.4	399.7	16.1	6.3	1,104.5
0.7	2.5	8.9	-	-	0.0	14.9	0.0	216.7	0.5	6.8	98.8	489.1
0.0	-	10.6	0.2	-	1.3	0.1	614.6	444.8	28.1	1.3	-	1,106.6
-	-	-	-	-	-	7.2	0.1	9.0	10.5	-	8.6	35.6
168.5	349.3	185.6	26.2	153.8	237.5	114.1	1,284.2	899.0	479.3	120.1	134.3	33,856.6

13	14	15	16	17	18	19	20	21	22	23	24	Total
-	-	-	-	-	-	-	-	-	-	-	-	-
-	-	-	-	-	-	-	-	-	-	-	-	-
-	-	-	-	-	-	-	-	-	-	-	-	73.4
-	-	-	-	-	-	-	-	-	-	-	-	23.5
-	-	-	-	-	-	-	-	-	-	-	-	1.8
-	-	-	-	-	-	-	-	-	-	-	-	1.2
-	-	0.0	-	-	-	-	-	-	0.0	0.0	-	1.3
-	-	-	-	-	-	-	-	-	-	-	-	0.3
0.1	0.1	1.7	0.1	0.0	0.4	0.1	0.8	0.2	0.2	0.1	0.0	35.0
-	-	-	-	-	-	-	-	0.0	-	-	-	0.0
-	-	-	-	-	-	-	-	-	-	-	-	0.0
0.0	-	0.2	-	-	-	0.0	0.0	0.0	0.0	-	0.0	0.8
-	-	0.0	-	-	-	-	0.1	0.0	-	-	-	1.5
-	0.0	0.1	0.3	-	-	0.0	0.0	-	-	-	-	0.6
1.4	1.5	0.2	2.0	0.2	3.4	1.0	2.0	0.4	0.2	0.8	-	24.8
-	0.0	4.2	-	-	-	0.0	0.0	-	-	-	-	4.2
-	-	0.1	-	-	0.0	-	-	-	-	-	-	0.1
-	-	1.3	-	-	-	-	-	-	-	0.0	-	1.4
0.2	1.0	6.6	2.6	-	0.0	2.0	0.1	0.3	0.4	-	0.0	16.9
4.8	0.4	511.7	0.1	-	0.1	-	5.0	-	-	0.0	-	532.0
0.2	0.0	4.6	-	-	0.0	1.2	-	0.0	0.0	-	-	24.0
0.0	0.0	1.6	0.0	-	0.0	0.5	-	0.0	0.0	-	0.0	3.7
-	-	9.6	0.1	-	0.5	5.9	-	-	-	25.4	8.1	95.0
-	-	-	-	-	-	16.5	-	-	-	-	26.5	42.9
6.8	3.1	542.0	5.2	0.2	4.3	27.2	8.0	0.9	0.8	26.4	34.6	884.5

13	14	15	16	17	18	19	20	21	22	23	24	Total
-	-	-	-	-	-	-	-	-	-	-	-	86.3
-	-	-	-	-	32.3	-	-	-	-	-	-	32.3
-	-	-	-	-	-	-	-	-	-	-	-	19.8
-	-	-	-	-	-	-	-	-	-	-	-	71.4
-	-	1.5	-	-	-	-	16.7	-	-	-	-	18.7
-	-	-	-	-	-	-	-	-	-	-	-	-
-	-	-	-	-	-	-	-	-	-	-	-	0.0
-	-	-	-	-	-	-	-	-	-	-	-	0.2
0.7	0.1	4.4	0.6	0.0	1.9	0.8	1.1	1.2	0.5	1.2	0.0	336.3
-	-	-	-	-	-	-	-	-	-	-	-	0.0
-	-	0.0	-	-	-	-	-	-	-	-	-	0.4
1.3	-	3.9	-	-	-	0.1	0.0	-	0.0	-	-	10.3
-	-	2.6	-	-	-	0.0	0.3	0.0	-	-	-	11.1
-	-	0.0	0.0	-	-	0.2	0.0	-	-	-	-	0.7
0.0	0.1	0.0	0.1	0.1	0.1	0.2	0.6	0.1	0.0	0.1	-	3.8
-	0.0	0.2	-	-	-	0.0	0.0	-	-	-	-	0.2
-	-	0.0	-	-	-	-	-	-	-	-	-	0.0
-	-	2.5	-	-	-	-	-	-	-	-	-	4.5
0.2	0.0	9.6	-	-	-	0.1	-	0.1	0.2	-	0.1	51.5
0.8	0.0	2.1	0.1	-	0.0	0.0	0.0	-	-	-	-	7.7
-	-	0.1	-	-	-	0.3	2.0	-	-	-	-	6.1
0.0	-	0.2	-	-	-	0.7	-	0.0	-	0.2	-	7.4
-	-	1.1	0.0	-	0.1	-	-	-	-	0.1	-	1.5
-	-	-	-	-	-	0.0	-	-	-	-	1.0	1.0
3.1	0.3	28.1	0.8	0.1	34.5	2.4	21.0	1.5	0.7	1.6	1.1	671.4

OD Matrix by Commodity Type - AIR MODE (24 Zones)

Annual Tons - Commodity Type 10 (Mineral Oil Products)

	1	2	3	4	5	6	7	8	9	10	11	12
1	-	16.6	-	-	-	-	-	-	-	-	-	-
2	111.7	-	104.3	753.1	-	-	-	-	1.5	-	-	-
3	-	-	-	13.2	19.8	-	-	-	275.6	-	-	-
4	31.7	1,688.0	800.8	243.7	441.8	15.3	43.1	66.9	4,221.0	54.1	3.6	79.1
5	-	26.7	100.5	8.1	78.7	42.9	15.4	18.8	3,634.3	73.6	9.4	81.9
6	-	2.0	-	-	906.5	-	-	0.7	605.7	14.3	14.4	-
7	-	-	-	-	0.0	-	3.2	0.0	0.3	-	-	0.0
8	-	-	-	-	5.7	-	0.9	0.0	0.3	-	0.2	0.9
9	6.3	847.5	374.2	278.7	20.9	68.6	4.8	0.5	-	64.1	1.6	6.4
10	-	-	-	-	66.3	-	-	0.0	23.3	1.0	2.4	1.6
11	-	-	-	-	-	-	8.7	2.6	0.1	3.3	-	1.6
12	-	-	-	0.6	21.9	-	0.6	0.3	5.3	0.7	-	27.7
13	-	-	-	-	-	-	-	-	0.0	-	-	0.7
14	-	-	-	-	-	-	-	-	-	-	-	-
15	-	-	-	-	-	-	-	0.2	303.8	0.0	0.2	0.6
16	-	-	-	-	-	-	-	-	-	-	-	-
17	-	-	-	-	-	-	-	-	0.0	-	-	-
18	-	-	-	-	0.2	-	-	-	-	1.2	0.0	2.9
19	-	-	-	-	-	-	0.0	-	0.0	-	-	-
20	-	-	-	-	1.5	-	-	-	5.1	-	-	4.9
21	-	-	-	-	-	-	-	-	0.2	-	-	-
22	-	-	-	-	-	-	-	-	0.3	-	-	0.0
23	-	-	-	-	-	-	-	-	2.0	-	-	-
24	-	-	-	-	-	-	-	-	0.0	-	-	-
Total	149.7	2,580.8	1,379.8	1,297.4	1,563.3	126.8	76.6	89.9	9,078.8	212.3	31.9	208.4

Annual Tons - Commodity Type 11 (Construction Materials)

	1	2	3	4	5	6	7	8	9	10	11	12
1	-	54.5	-	-	-	-	-	-	68.6	-	-	-
2	1,701.9	-	13.2	117.4	14.6	-	-	-	424.0	-	-	-
3	5.5	-	-	120.3	-	-	-	-	64.5	-	-	-
4	-	2,996.1	1,342.3	0.8	473.9	-	-	1.0	450.1	-	-	-
5	190.4	623.3	148.1	398.3	53.1	2.9	0.4	185.0	9,113.7	95.5	0.0	762.4
6	-	3.1	-	-	5,585.9	-	-	2.9	175.1	2.9	0.5	-
7	-	-	-	-	0.1	-	8.1	-	0.7	-	-	1.6
8	-	-	-	-	0.8	6.9	-	1.0	1.6	-	-	0.3
9	19.5	335.5	401.5	820.0	601.8	20.2	21.4	4.3	-	166.2	1.5	64.4
10	-	-	-	24.7	23.4	0.3	1.4	10.0	56.5	23.8	2.5	0.8
11	-	-	-	-	0.3	-	-	0.0	0.9	1.2	1.3	0.0
12	-	-	-	-	1.0	8.6	3.7	0.1	50.2	0.2	-	5.0
13	-	-	-	-	-	-	0.0	-	19.0	0.0	-	28.5
14	-	-	-	-	-	-	-	-	2.3	-	-	-
15	-	-	-	-	-	-	0.0	0.8	16.6	5.9	0.8	19.1
16	-	-	-	-	-	-	-	-	0.4	-	-	-
17	-	-	-	-	0.9	-	-	-	174.5	-	-	-
18	-	-	-	-	0.8	-	-	0.1	1.4	0.4	0.2	0.7
19	-	-	-	-	-	-	1.0	-	8.8	0.0	-	0.3
20	-	-	-	-	0.4	-	1.7	3.5	26.5	62.4	7.9	70.1
21	-	9.9	1.6	-	-	-	8.5	0.1	53.8	6.3	1.8	7.0
22	-	-	-	0.2	-	-	-	-	12.5	-	-	0.8
23	-	-	-	-	0.1	-	-	-	64.1	1.3	-	1.0
24	-	3.2	-	109.5	0.9	-	27.2	11.5	11.9	9.6	5.4	164.7
Total	1,917.3	4,025.4	1,906.6	1,591.2	6,757.8	38.8	73.4	220.3	10,797.6	375.8	22.0	1,126.8

Annual Tons - Commodity Type 12 (Producer Goods)

	1	2	3	4	5	6	7	8	9	10	11	12
1	-	13.7	-	7.8	-	-	-	-	7.1	-	-	-
2	54.6	-	477.1	247.7	225.1	-	-	1.3	1.4	-	-	-
3	-	-	-	12.2	25.5	-	-	-	56.0	-	-	-
4	236.9	457.6	232.4	-	193.0	-	-	-	363.9	148.4	-	-
5	185.4	-	12.2	254.3	0.0	-	150.3	13.2	2,385.0	0.0	0.0	0.0
6	-	-	-	731.4	-	-	-	1.3	-	44.5	0.2	-
7	-	-	-	-	0.0	0.0	2.8	-	1.2	-	-	0.0
8	-	1.3	-	-	22.3	10.1	0.8	2.2	4.2	-	-	0.7
9	151.8	137.2	284.1	136.9	107.6	22.1	17.1	2.4	-	7.7	3.3	60.3
10	-	4.0	-	0.6	0.0	-	0.0	-	100.4	3.0	0.0	0.0
11	-	-	-	-	0.0	0.0	-	-	0.1	1.5	-	-
12	-	-	-	-	0.1	-	1.6	0.1	13.5	0.0	-	1.6
13	-	-	-	-	1.4	15.8	0.0	1.3	81.3	5.3	-	18.8
14	-	-	-	-	-	-	-	-	0.8	-	-	0.0
15	-	-	-	-	0.2	-	0.0	0.0	25.2	0.0	1.1	12.8
16	-	-	-	-	-	-	-	-	-	-	-	-
17	-	-	-	-	-	-	-	-	0.0	86.8	-	-
18	-	-	-	-	1.7	1.0	-	-	4.7	-	0.2	-
19	-	-	114.3	-	-	-	0.0	-	3.8	0.0	-	0.0
20	-	-	-	-	15.0	-	-	-	62.3	0.0	-	3.4
21	-	-	-	-	-	-	0.0	-	44.8	0.0	-	0.2
22	-	-	0.0	0.9	-	-	0.0	-	135.9	0.0	-	0.8
23	-	-	0.0	-	1.0	-	-	-	72.9	-	-	0.0
24	-	-	-	-	-	-	-	-	-	-	-	-
Total	628.7	613.9	1,120.2	1,391.8	592.8	49.0	172.6	21.8	3,364.5	297.2	4.9	98.8

13	14	15	16	17	18	19	20	21	22	23	24	Total
-	-	-	-	-	-	-	-	-	-	-	-	16.6
-	-	-	-	-	-	-	-	-	-	-	-	970.6
-	-	-	-	-	-	-	-	-	-	-	-	308.6
64.1	1.3	225.3	20.2	-	117.8	164.4	134.5	110.7	30.8	61.9	17.5	8,637.8
49.7	9.9	195.2	332.5	4.7	8.7	12.6	78.3	91.7	40.3	14.7	13.7	4,942.3
-	-	-	-	-	-	-	-	-	-	-	-	1,543.6
0.0	-	-	-	-	-	-	-	-	-	0.0	0.0	3.5
1.5	-	-	0.6	-	0.6	0.5	0.2	-	-	8.5	-	19.9
4.8	2.1	16.1	2.2	0.0	5.7	4.0	11.8	9.8	2.9	4.8	0.0	1,737.6
5.5	3.1	1.3	1.1	0.9	0.9	-	-	-	-	-	-	107.6
-	-	0.0	0.4	-	0.0	-	-	-	-	-	-	16.6
33.5	0.0	6.3	-	0.2	-	2.5	0.3	4.3	-	0.0	-	104.2
-	-	0.0	-	-	-	-	0.4	-	-	-	-	1.1
-	-	0.0	-	-	-	0.0	0.0	-	-	-	-	0.0
0.1	59.4	1.4	8.9	2.9	4.2	1.3	5.0	0.9	0.7	2.1	-	391.9
-	0.2	0.2	-	-	0.0	-	0.0	-	-	-	-	0.4
-	-	0.0	-	-	-	-	-	-	-	-	-	0.0
0.7	0.4	3.2	2.0	0.5	18.6	-	0.8	-	-	-	-	30.5
-	0.0	0.0	0.0	-	-	2.3	1.4	-	0.0	-	8.1	11.7
0.1	4.6	12.3	0.9	1.2	2.1	16.0	33.0	1.7	-	26.2	-	109.4
-	-	3.9	-	-	-	2.0	304.8	0.1	128.7	-	138.7	578.3
-	0.0	1.3	-	-	0.2	3.7	2.0	0.0	2.1	-	222.4	232.1
-	-	3.6	0.0	-	9.6	-	128.2	-	-	1.7	-	145.2
-	-	0.0	0.7	-	-	0.1	-	-	12.2	-	0.4	13.4
160.0	81.1	470.1	369.4	10.3	168.5	209.4	700.7	219.3	217.7	119.8	400.9	19,922.8

13	14	15	16	17	18	19	20	21	22	23	24	Total
-	-	-	-	-	-	-	-	-	-	-	-	123.1
-	-	-	-	-	-	-	-	-	-	-	-	2,271.1
-	-	-	-	-	-	-	-	-	-	-	-	190.3
-	-	-	-	-	-	-	-	-	-	-	-	5,264.2
0.1	1.3	3.3	0.6	0.0	2.1	79.9	0.3	0.7	-	126.2	0.1	11,787.5
-	-	-	-	-	-	-	-	-	-	-	-	5,770.3
-	-	-	-	-	-	-	-	-	-	0.0	0.0	10.5
-	-	3.5	-	-	-	-	0.6	-	-	0.0	-	14.7
61.3	14.4	163.0	9.5	23.4	41.9	38.5	94.4	100.0	39.6	23.1	0.8	3,066.0
3.1	6.0	21.3	0.6	9.6	6.2	9.8	2.6	4.3	-	-	-	206.9
0.4	-	4.0	-	-	0.3	-	0.1	-	-	-	-	8.6
101.9	0.0	94.1	-	0.0	0.7	1.5	4.6	0.5	4.9	0.0	-	277.2
-	36.7	0.2	-	-	0.0	1.7	2.4	0.0	-	-	0.0	88.7
-	0.0	1.3	0.1	-	-	0.1	2.9	-	-	-	-	6.6
10.6	16.2	7.0	87.5	11.6	50.3	27.1	74.1	7.5	2.9	33.1	-	371.3
-	0.7	8.3	-	-	0.0	0.0	0.5	0.0	-	0.0	-	10.1
-	-	4.1	-	0.6	1.3	-	0.1	-	-	-	-	181.5
0.1	0.1	34.2	0.3	5.6	3.2	-	0.0	-	-	0.7	-	47.8
2.1	0.7	3.5	4.1	-	0.3	11.5	15.2	28.1	1.5	0.0	10.7	87.7
44.6	14.9	73.7	18.9	-	18.9	113.1	6.0	2.9	1.1	26.1	2.1	494.7
7.2	0.9	36.2	0.0	-	1.4	27.9	21.0	1.3	808.1	19.9	44.9	1,057.8
0.1	0.7	17.0	-	-	71.9	9.4	0.2	49.3	0.6	0.1	-	162.7
2.9	3.6	54.1	5.8	1.2	32.2	7.7	107.8	6.3	-	32.2	-	320.4
93.0	18.0	16.0	3.5	10.2	37.5	68.9	28.3	44.9	1.4	4.6	6.0	676.0
327.4	114.2	544.9	131.0	62.2	268.3	397.1	361.1	245.9	860.1	265.9	64.5	32,495.7

13	14	15	16	17	18	19	20	21	22	23	24	Total
-	-	-	-	-	-	-	-	-	-	-	-	28.6
-	-	-	-	-	-	-	-	-	-	-	-	1,007.1
-	-	-	-	-	-	-	-	-	-	-	-	93.7
-	-	-	-	-	-	-	-	-	-	-	-	1,632.2
-	-	0.6	0.7	-	-	-	18.6	4.6	-	-	-	3,025.2
-	-	-	-	-	-	-	-	-	-	-	-	777.4
0.0	-	0.0	-	-	-	-	-	0.0	-	0.0	0.0	4.1
0.7	-	0.4	-	3.8	2.4	-	-	-	-	0.1	-	49.1
33.8	13.2	194.0	11.1	0.0	29.2	32.4	90.5	76.1	34.0	27.4	9.6	1,481.8
0.0	-	0.0	-	-	-	0.0	0.0	-	-	-	-	108.1
-	-	0.1	-	-	0.0	-	-	-	-	-	-	1.7
28.4	0.0	6.6	0.3	0.5	5.4	0.8	1.5	0.4	0.8	0.0	0.0	61.8
-	84.2	8.7	-	-	0.0	0.1	13.5	0.0	0.1	-	-	230.4
14.9	0.0	13.2	0.0	-	-	0.7	0.2	-	-	-	-	29.9
1.2	6.6	3.2	23.8	2.5	16.4	21.4	57.9	9.3	5.9	18.5	0.0	206.0
-	0.1	16.2	0.5	-	0.0	0.0	2.9	-	-	1.4	-	21.1
-	-	0.1	-	-	-	-	-	-	-	0.0	-	87.0
0.4	0.3	28.5	-	0.0	0.1	-	0.0	-	-	138.7	-	175.5
0.8	0.4	1.7	0.4	-	0.0	1.3	0.1	0.0	2.8	0.0	0.5	126.2
9.4	0.8	24.2	4.3	0.0	0.4	135.8	26.8	170.0	-	44.9	-	497.2
0.0	-	5.2	0.0	-	0.0	23.1	64.0	0.0	229.3	0.0	-	366.7
0.5	0.8	3.7	0.0	-	0.0	6.4	82.5	28.7	0.6	1.2	377.8	639.6
0.0	-	1.9	1.2	-	69.8	0.0	6.9	547.8	0.0	1.2	-	702.7
-	-	0.0	-	-	-	0.5	0.4	-	93.8	-	0.4	95.0
90.2	106.6	308.3	42.3	6.8	123.7	222.5	365.5	836.9	367.3	233.5	388.2	11,447.8

OD Matrix by Commodity Type - AIR MODE (24 Zones)

Annual Tons - All Commodity Types

	1	2	3	4	5	6	7	8	9	10	11	12
1	0	673	46	89	28	0	0	0	12,654	125	0	0
2	2,947	0	1,602	4,287	640	0	0	1	4,835	0	0	0
3	131	2,661	0	3,072	626	0	0	0	1,589	0	0	0
4	668	13,828	4,711	246	1,766	423	43	68	8,794	416	4	95
5	661	4,439	587	2,601	132	148	270	253	27,838	743	90	877
6	0	5	0	733	7,125	0	0	17	1,868	202	18	0
7	0	0	0	0	5	6	43	0	88	0	0	6
8	0	1	0	0	584	69	3	4	446	0	0	4
9	728	21,613	2,474	13,875	2,169	176	109	14	0	2,869	17	324
10	59	4	0	226	134	582	1	10	1,572	62	18	4
11	0	0	0	0	0	0	9	3	2	6	2	2
12	0	0	0	1	35	84	20	2	293	9	1	36
13	0	0	0	0	87	17	5	1	676	37	6	341
14	0	0	0	0	7	0	0	0	76	19	0	0
15	0	0	0	0	1	0	0	1	423	52	8	107
16	0	0	0	0	0	0	0	0	2	0	0	0
17	0	0	0	0	4	243	0	0	608	87	0	0
18	0	0	0	3	130	7	0	0	66	20	1	4
19	0	39	114	0	0	0	1	0	60	0	0	4
20	0	0	0	0	87	0	2	3	456	70	10	140
21	0	10	2	0	0	0	8	0	478	7	2	12
22	0	0	0	4	3	0	0	0	1,262	0	0	30
23	0	0	0	0	3	20	0	0	242	1	0	1
24	0	3	0	109	1	0	27	12	12	10	5	165
Total	5,193	43,276	9,535	25,247	13,569	1,774	542	389	64,340	4,737	182	2,151

13	14	15	16	17	18	19	20	21	22	23	24	Total
0	0	0	0	0	0	0	0	0	0	0	0	13,617
0	0	0	0	33	32	0	0	0	0	0	0	14,377
0	0	0	0	325	0	0	0	0	0	0	0	8,404
76	1	476	20	0	123	164	200	200	174	62	18	32,578
70	11	975	337	43	35	93	262	132	40	143	14	40,794
0	0	0	0	0	0	0	0	0	0	0	0	9,968
0	0	1	0	0	0	0	0	0	18	0	0	168
3	0	5	1	4	5	1	1	0	0	14	0	1,146
233	83	775	60	224	367	166	443	438	183	128	13	47,481
28	9	23	2	11	7	10	143	5	0	0	0	2,911
0	0	6	0	0	1	0	28	0	0	0	0	59
296	0	246	2	3	22	23	31	8	13	0	0	1,125
0	1,094	30	0	0	5	5	34	1	0	1	0	2,340
397	0	111	1	0	0	11	15	0	0	1	0	639
70	137	39	219	46	227	133	349	42	20	116	0	1,990
0	1	41	2	0	0	0	5	0	0	2	0	53
0	0	24	0	1	2	0	130	0	7	0	0	1,106
2	73	240	2	7	27	1	144	1	6	141	0	876
5	7	37	8	0	0	121	215	36	19	0	52	719
135	48	947	42	12	177	884	97	964	289	1,205	11	5,579
10	4	189	0	0	2	72	1,932	5	2,835	541	290	6,399
11	269	172	1	0	75	81	288	1,431	24	39	2,206	5,898
3	4	112	8	1	134	14	3,521	1,766	31	79	163	6,102
93	18	16	4	10	37	112	29	292	1,091	5	52	2,104
1,433	1,760	4,465	709	722	1,279	1,891	7,868	5,321	4,750	2,476	2,820	206,430

Passenger Flow

Water Passenger Flow (2002)

Origin Zone	Destinati 1	2	3	4	5	6	7	8	9	10	11	12
1	0	0	0	0	0	0	0	0	0	0	0	0
2	0	0	0	0	0	0	0	0	0	0	0	0
3	0	0	0	0	0	0	0	0	0	0	0	0
4	0	0	0	0	0	0	0	0	204	0	0	0
5	0	0	0	0	1	0	1	1,132	0	0	0	0
6	0	0	0	0	0	0	0	205	0	0	26	0
7	0	0	0	0	1	0	28	1	61	0	0	13
8	0	0	0	0	1,130	263	0	0	51	0	0	0
9	0	0	0	0	0	0	86	89	0	0	16	468
10	0	0	0	0	0	0	0	0	0	392	2	0
11	0	0	0	0	0	19	0	0	6	28	0	0
12	0	0	0	0	0	0	13	0	539	0	0	0
13	0	0	0	0	0	0	0	0	303	0	0	793
14	0	0	0	0	0	0	0	0	49	0	0	0
15	0	0	0	0	0	0	0	0	229	0	14	17
16	0	0	0	0	0	0	0	0	49	0	0	0
17	0	0	0	0	0	0	0	0	0	0	0	0
18	0	0	0	0	0	0	0	0	2	0	0	0
19	0	0	0	0	0	0	0	0	85	0	0	11
20	0	0	0	0	1	0	0	0	67	0	0	39
21	0	0	0	0	0	0	0	0	126	0	0	29
22	0	0	0	10	0	0	0	0	34	0	0	17
23	0	0	0	0	2	0	0	0	18	0	0	0
24	0	0	0	0	0	0	0	0	0	0	0	0
Total	0	0	0	10	1,134	283	129	1,427	1,824	421	59	1,387

Air Passenger Flow (2002)

Origin Zone	Destinati 1	2	3	4	5	6	7	8	9	10	11	12
1	0	0	1	0	1	0	3	0	4	3	0	4
2	1	0	0	5	3	0	0	0	16	0	0	0
3	0	0	0	8	5	0	0	0	16	0	0	0
4	0	0	1	0	1	0	6	0	2	2	0	29
5	0	4	9	0	0	1	18	3	0	8	1	72
6	0	0	0	1	1	0	0	0	4	0	0	0
7	4	0	5	2	23	0	0	0	112	3	0	0
8	0	0	0	0	5	0	0	0	26	0	0	0
9	2	13	9	2	0	3	115	25	0	78	11	426
10	0	0	0	4	12	0	2	0	80	0	0	1
11	0	0	0	2	1	0	0	0	13	0	0	0
12	2	9	3	46	68	0	0	0	334	5	0	0
13	3	5	3	21	24	0	0	0	244	11	0	0
14	0	0	0	8	22	1	0	0	55	0	0	1
15	4	2	2	13	23	0	15	0	373	1	0	45
16	0	0	0	6	16	0	1	0	103	0	0	4
17	0	0	0	2	5	0	0	0	45	0	0	0
18	0	0	0	5	9	0	2	0	134	0	0	1
19	0	4	7	8	16	0	0	0	130	1	0	0
20	5	2	1	15	12	0	0	4	213	4	0	0
21	4	0	3	15	20	0	0	0	213	3	0	1
22	3	2	2	3	29	0	0	0	86	1	0	0
23	8	0	1	2	23	0	0	0	67	5	0	0
24	0	0	0	2	7	0	0	0	27	0	0	0
Total	37	39	47	173	326	5	162	32	2,298	127	12	583

Road Passenger Flow (2004)

Origin Zone	Destinati 1	2	3	4	5	6	7	8	9	10	11	12
1	0	90,679	13,089	14,235	1,218	0	0	0	188,496	3	0	0
2	92,586	0	7,945	23,559	467	0	0	0	46,928	33	0	0
3	2,962	9,387	0	7,324	39	0	0	0	26,905	0	0	0
4	27,733	6,009	65,960	0	1,328	0	0	0	51,423	60	0	17
5	293	652	386	8,393	0	0	0	0	48,720	32,106	0	11
6	0	0	0	0	2	0	0	0	0	176	0	0
7	0	0	0	0	0	0	0	0	0	0	0	0
8	0	0	0	0	0	0	0	0	7,890	0	0	0
9	48,075	55,483	46,185	112,628	36,682	0	0	37	0	92,052	0	462
10	0	0	0	114	3,073	162	0	0	68,127	0	0	0
11	0	0	0	0	0	0	0	0	936	0	0	0
12	0	0	0	0	69	0	0	0	235	0	0	0
13	0	0	0	0	0	0	0	0	0	0	0	11
14	0	0	0	0	0	0	0	0	0	0	0	33
15	0	0	0	0	0	0	0	0	0	0	0	0
16	0	0	0	0	0	0	0	0	0	0	0	0
17	0	0	0	0	0	0	0	0	180	0	0	0
18	0	37	0	0	84	0	0	0	32,004	0	0	0
19	0	0	0	0	18	0	0	0	0	0	0	0
20	0	0	0	0	0	0	0	0	2	4	0	0
21	0	16	0	0	164	0	0	0	1,084	0	0	0
22	0	0	0	0	4	0	0	0	0	0	0	0
23	0	0	0	0	0	0	0	0	25	0	0	0
24	0	0	0	0	0	0	0	0	0	0	0	0
Total	171,649	162,264	133,565	166,253	43,150	162	0	37	472,955	124,434	0	534

Unit: 1,000

13	14	15	16	17	18	19	20	21	22	23	24	Total
0	0	0	0	0	0	0	0	0	0	0	0	0
0	0	0	0	0	0	0	0	0	0	0	0	0
0	0	0	0	0	0	0	0	0	0	0	0	0
0	0	0	0	0	0	0	0	0	0	0	0	204
0	0	0	0	0	0	0	0	0	0	0	0	1,134
0	0	0	0	0	0	0	0	0	0	0	0	231
0	0	0	0	0	0	0	0	0	0	0	2	105
0	0	0	0	0	0	0	0	0	0	0	0	1,445
218	56	144	69	0	15	86	107	93	75	73	0	1,595
0	0	0	0	714	0	0	0	0	0	0	0	1,108
0	0	19	0	0	3	0	0	0	0	0	0	76
744	0	94	0	0	0	22	28	23	10	0	0	1,475
0	0	217	0	0	0	0	18	0	5	0	0	1,336
0	135	410	28	0	0	83	28	0	0	0	0	734
0	170	51	753	36	579	23	363	11	52	137	0	2,435
0	1	385	0	0	0	5	21	0	4	42	0	508
0	0	23	0	0	0	0	0	0	0	0	0	23
0	0	165	0	0	0	0	0	0	0	242	0	409
0	53	55	2	0	0	876	0	19	124	0	33	1,258
38	36	526	129	0	0	0	226	1	10	1	0	1,073
1	0	4	0	0	0	16	0	1	0	0	0	177
27	0	81	1	0	0	37	0	0	66	0	0	273
0	0	104	44	0	203	0	0	0	0	182	0	554
0	0	0	0	0	0	63	0	0	0	0	155	218
1,028	451	2,276	1,025	750	801	1,211	793	148	345	678	190	16,370

Unit: 1,000

13	14	15	16	17	18	19	20	21	22	23	24	Total
6	0	5	0	0	5	6	4	4	2	6	1	56
2	1	3	0	0	1	1	0	3	2	1	3	42
6	0	0	0	0	0	0	0	1	0	0	0	36
14	6	11	3	3	5	7	12	12	8	1	0	126
31	15	19	19	6	13	19	22	19	14	16	6	315
0	0	0	0	0	0	0	1	0	0	0	0	7
0	0	11	0	0	0	0	1	0	0	0	0	161
6	0	0	0	0	0	0	0	0	0	0	0	38
231	67	374	98	38	122	122	196	196	78	64	40	2,311
12	0	1	0	0	0	1	3	1	0	0	0	118
0	0	0	0	0	0	0	0	0	0	0	0	16
0	1	36	3	0	0	0	1	1	0	1	1	510
0	0	21	0	0	0	0	0	1	0	0	0	333
0	0	2	0	0	0	0	0	0	1	0	0	91
27	0	0	0	28	0	4	4	22	28	30	1	621
1	0	0	0	0	0	0	0	1	0	0	0	133
0	0	0	0	0	0	0	0	0	0	0	0	52
0	0	0	0	0	0	1	0	2	1	2	0	157
0	0	32	0	0	0	0	0	16	2	0	2	218
0	0	17	0	0	0	0	0	0	0	0	0	273
0	0	21	0	0	1	20	0	0	0	0	0	303
0	1	13	1	0	2	1	0	0	0	0	0	143
0	0	20	0	0	1	1	0	0	0	0	1	128
0	0	1	0	0	0	0	0	1	0	0	0	38
338	90	587	125	75	152	184	243	279	136	120	54	6,224

Unit: 1,000

13	14	15	16	17	18	19	20	21	22	23	24	Total
0	0	0	0	0	16	0	0	0	0	0	0	307,737
0	0	0	0	0	0	0	0	0	0	0	0	171,519
0	0	0	0	0	0	0	0	0	0	0	0	46,618
0	0	0	0	0	0	0	0	0	0	115	0	152,646
0	0	0	0	872	86	0	2,624	0	0	1	0	94,142
0	0	0	0	0	0	0	0	0	0	0	0	178
0	0	0	0	0	0	0	0	0	0	0	0	0
0	0	0	0	0	0	0	0	0	0	0	0	7,890
0	0	393	0	20,362	26,383	141	10	114	0	308	0	439,315
0	0	0	0	0	22	0	2	0	0	182	0	71,682
0	0	0	0	0	0	0	0	0	0	0	0	936
0	7	0	0	0	0	0	11	0	0	0	0	322
0	4,501	216	0	0	0	0	0	0	0	0	0	4,728
28,321	0	5,591	0	0	0	0	0	184	0	0	0	34,130
16,241	4,842	0	0	0	0	0	573	0	0	0	0	21,656
0	0	0	0	0	0	0	0	0	0	0	0	0
0	0	0	0	0	86	0	0	17	0	0	0	283
0	0	0	0	1	0	0	0	263	0	386	0	32,774
0	0	0	0	0	0	0	13,141	36	0	0	0	13,195
0	0	0	0	1	0	13,217	0	3,696	234	896	166	18,218
0	0	0	0	0	0	202	11,115	0	2,733	46,329	851	62,496
0	0	0	0	0	3	11	171	1,753	0	0	286	2,227
0	0	0	0	0	0	0	5,624	61,841	18	0	0	67,509
0	0	0	0	0	0	0	95	1,093	508	0	0	1,696
44,562	9,351	6,200	0	21,236	26,596	13,573	33,366	68,995	3,494	48,216	1,302	1,551,894

APPENDIX I-5-2-1

Medium Term Public Investment Program Highway Projects

Medium Term Public Investment Program Highway Project of Mindro Island

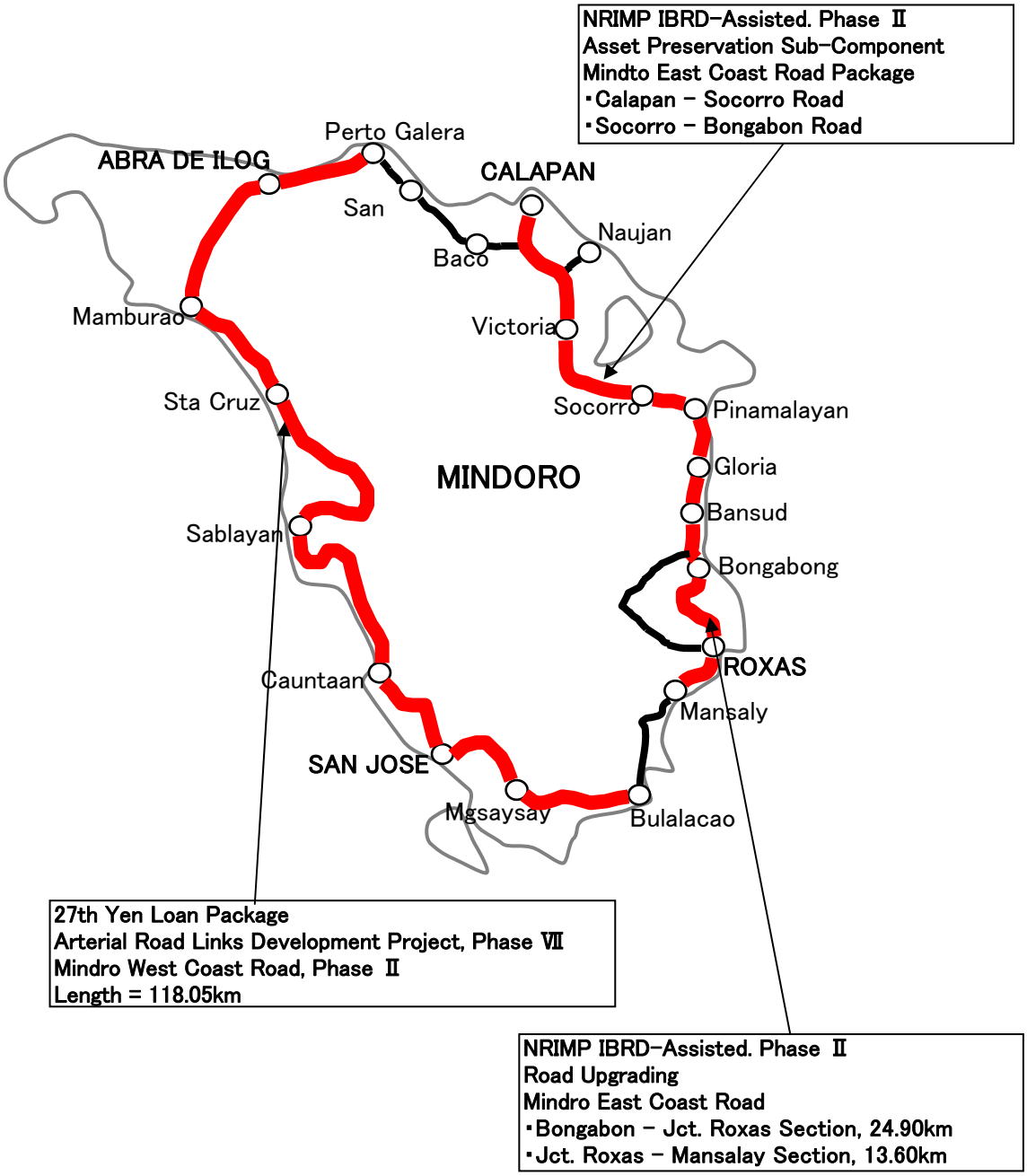

Medium Term Public Investment Program Highway Project of Panay Island

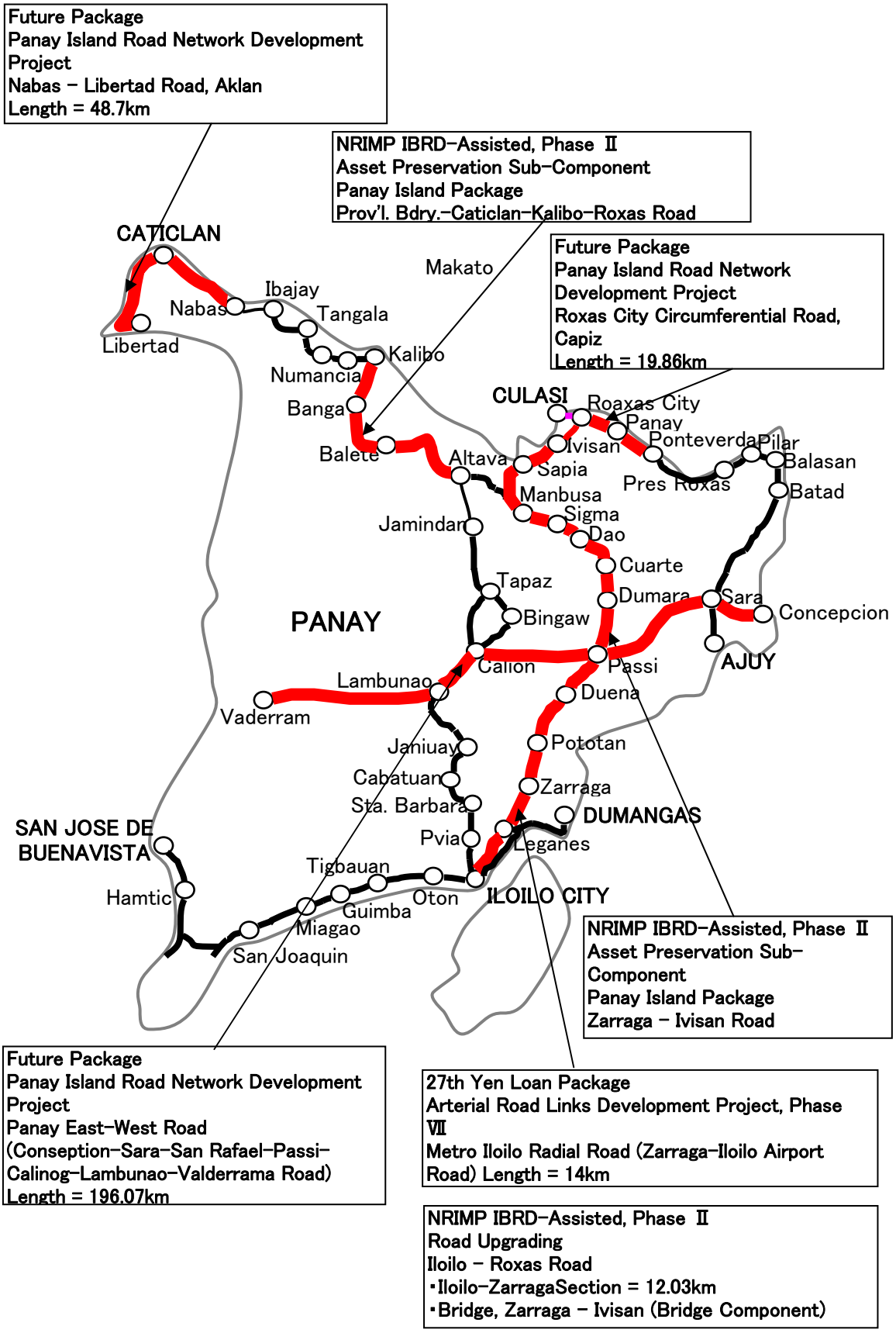

Medium Term Public Investment Program Highway Project of Megros Island

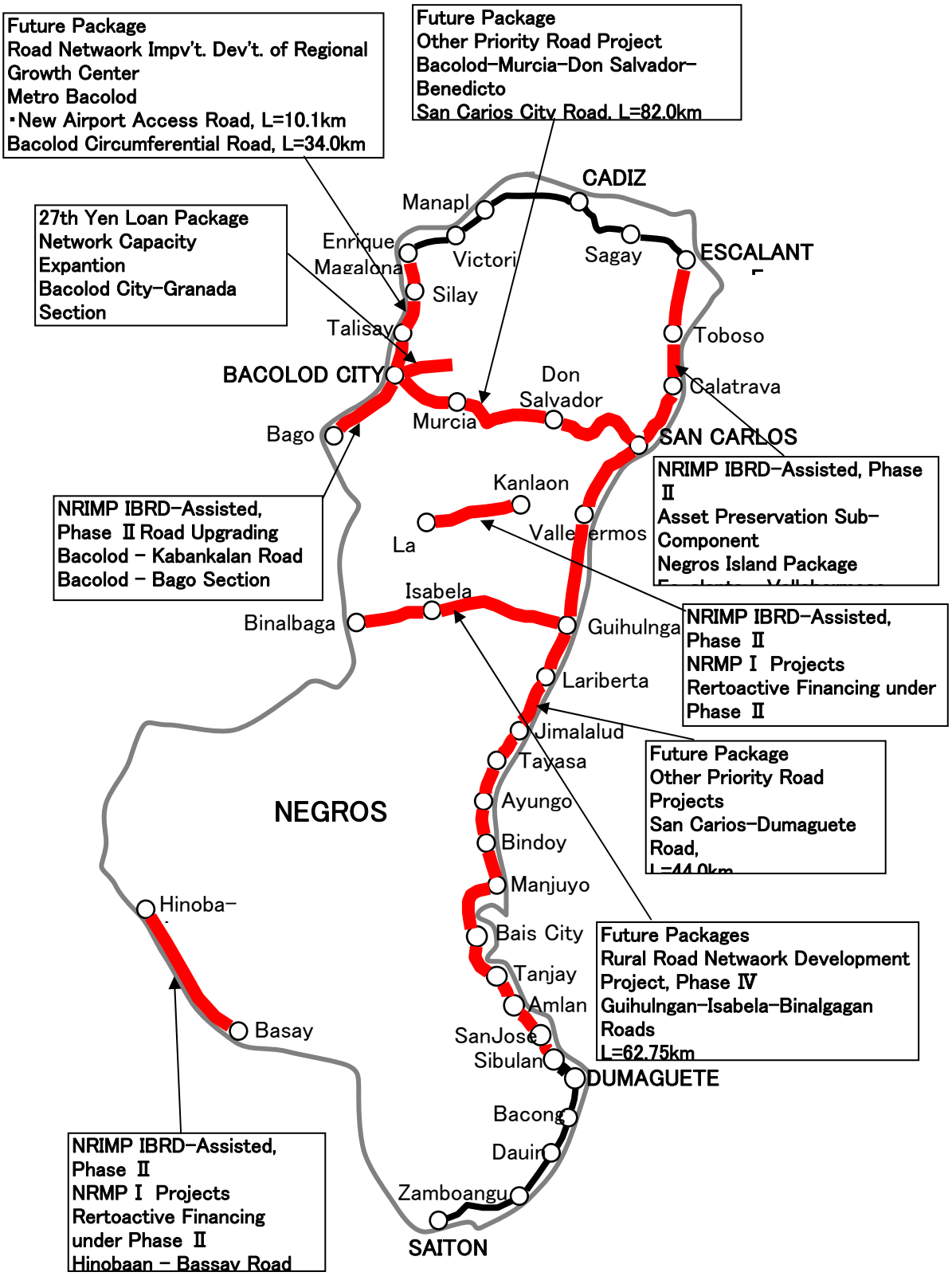

Medium Term Public Investment Program Highway Project of Cebu Island

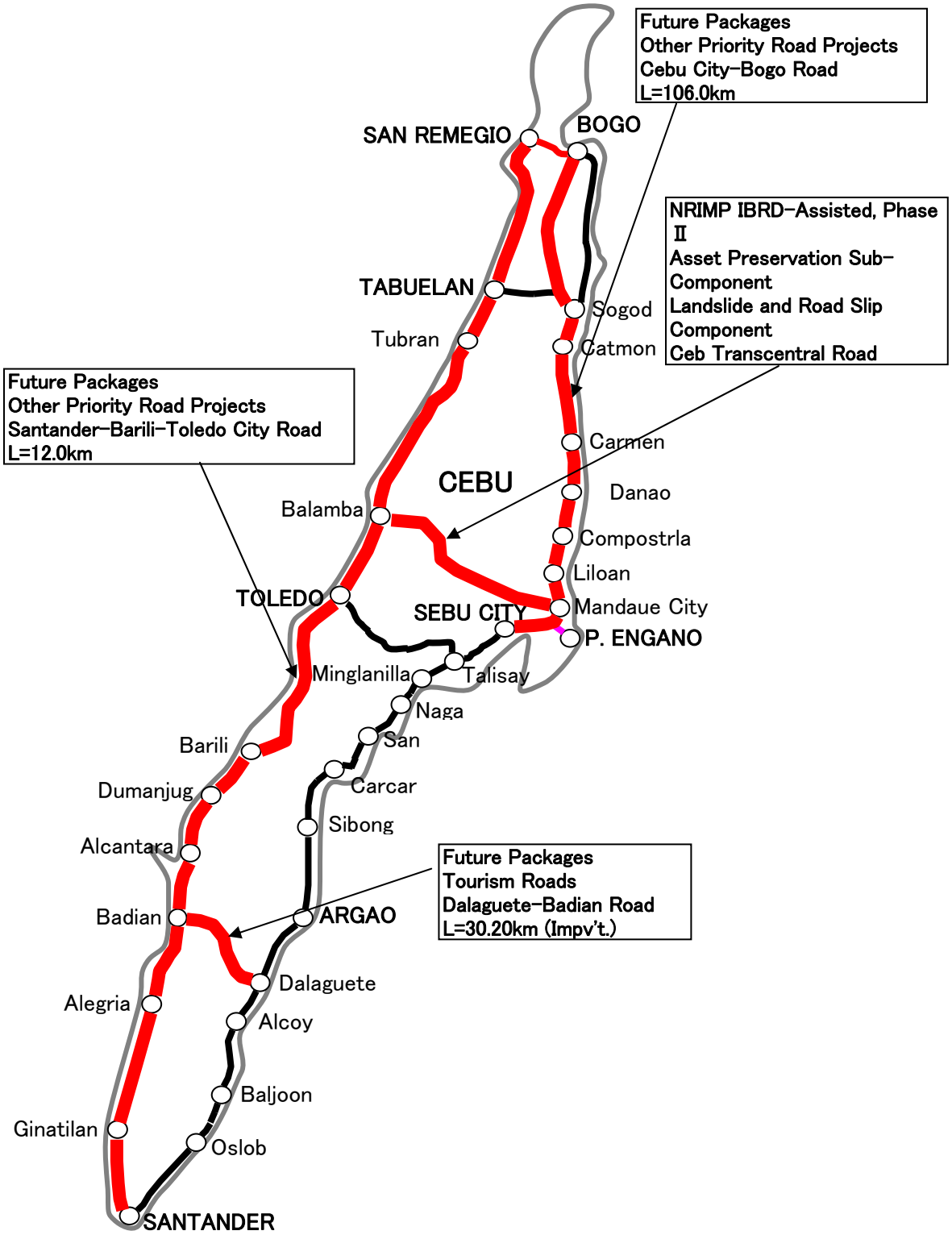

Medium Term Public Investment Program Highway Project of Masbate Island

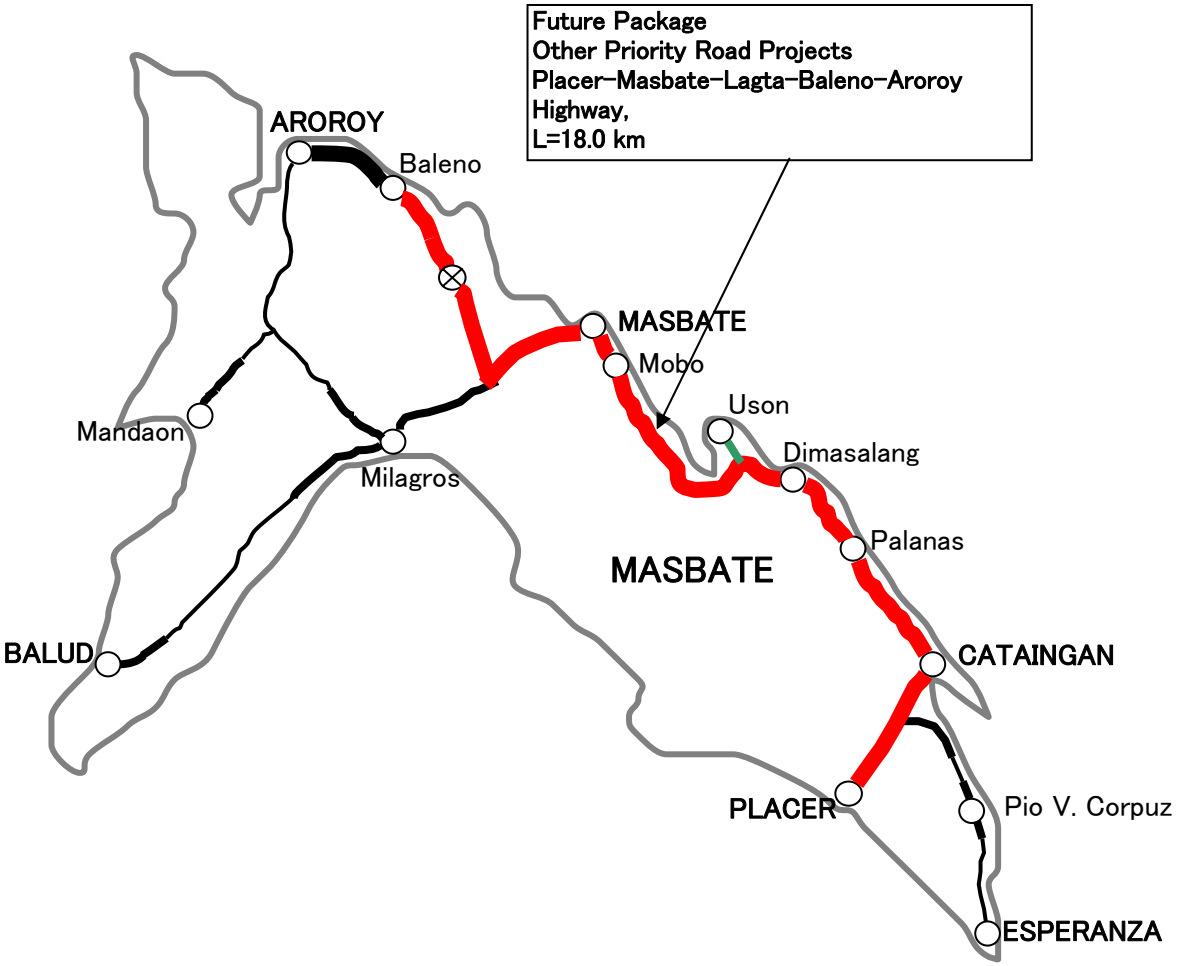

Medium Term Public Investment Program Highway Project of Leyte Island

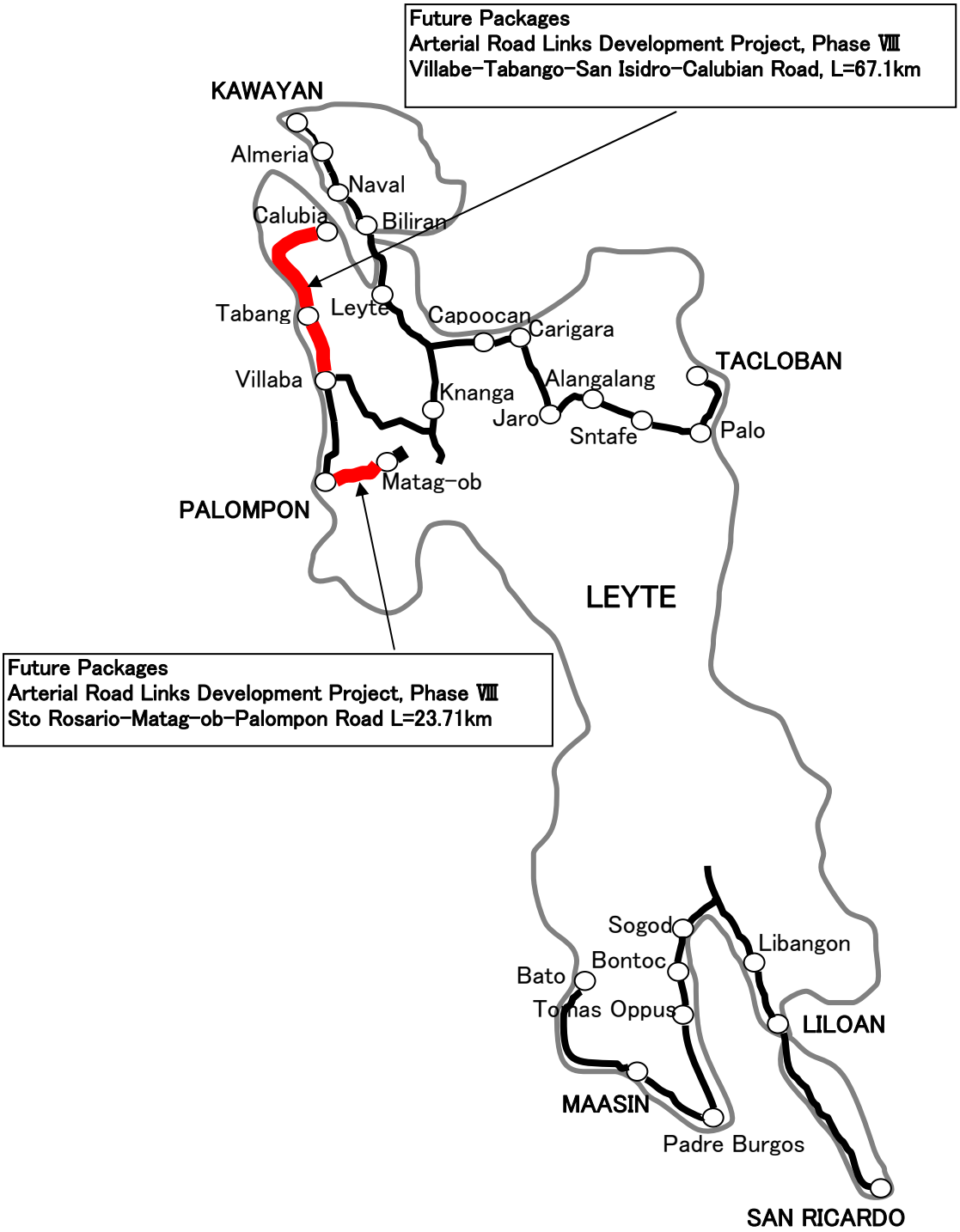

Medium Term Public Investment Program Highway Project of Samar Island

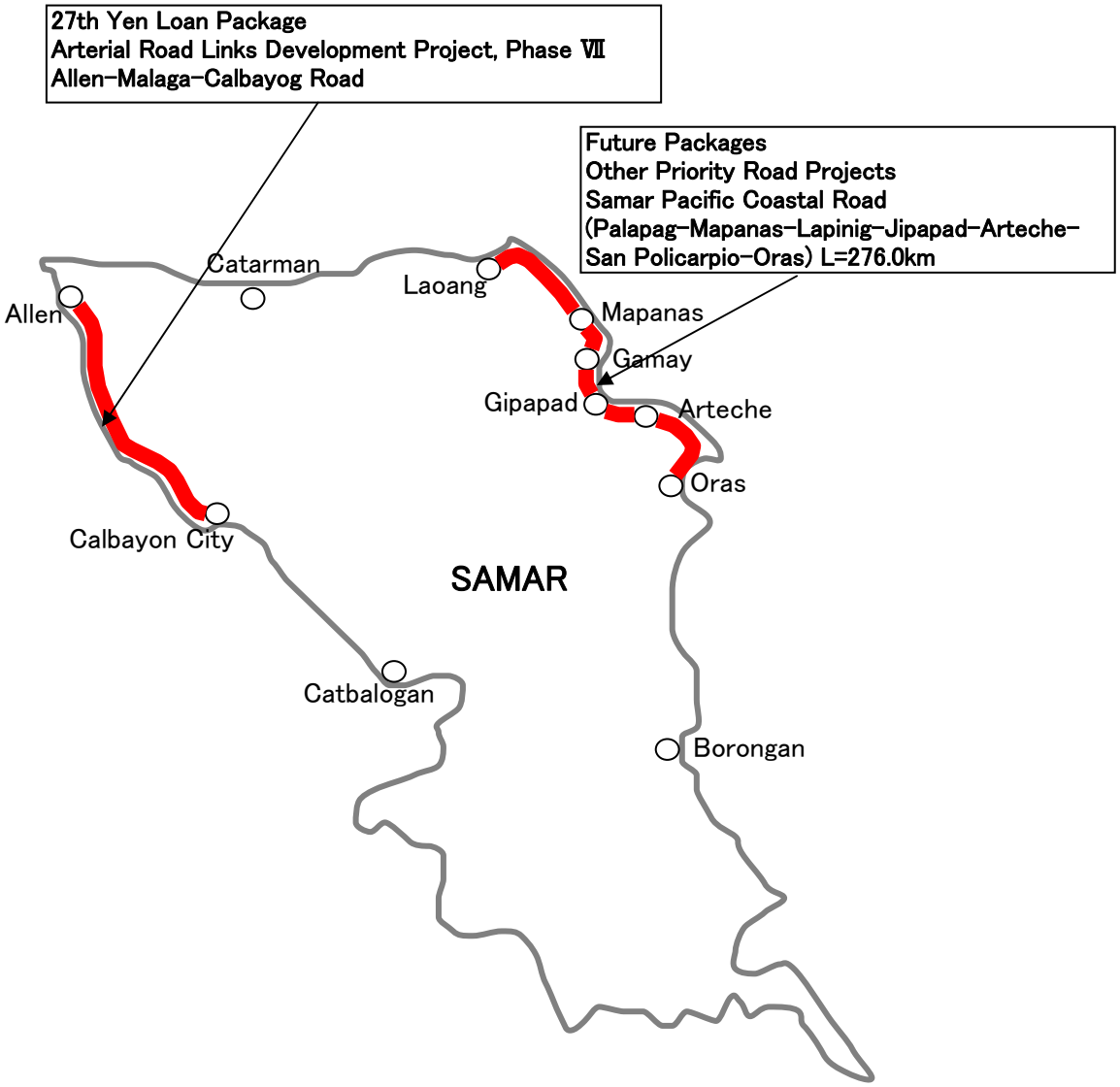

Medium Term Public Investment Program Highway Project of Bohol Island

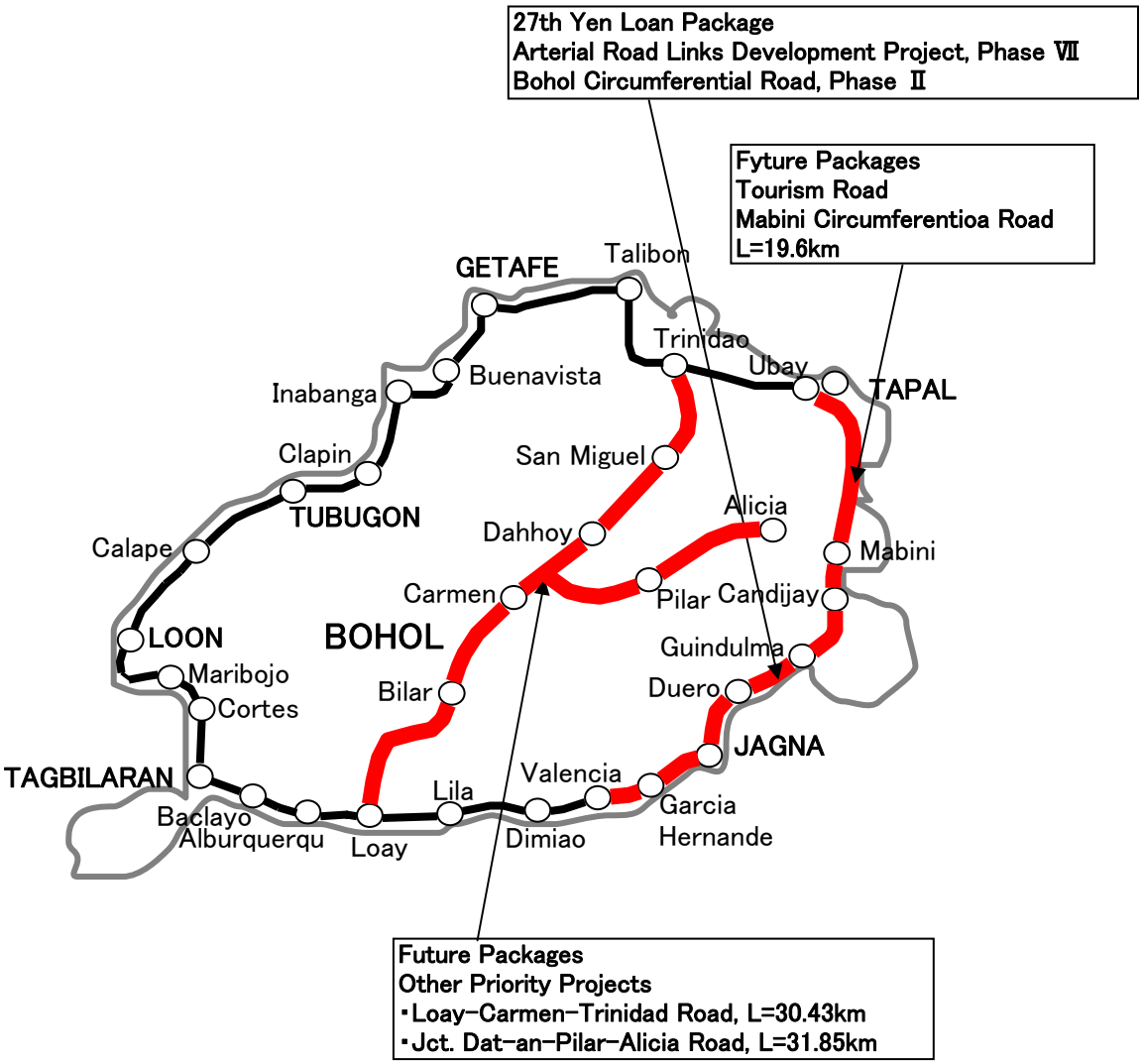

APPENDIX I-5-2-2

SONA Highway Projects

SONA Highway Project of Mindoro Island

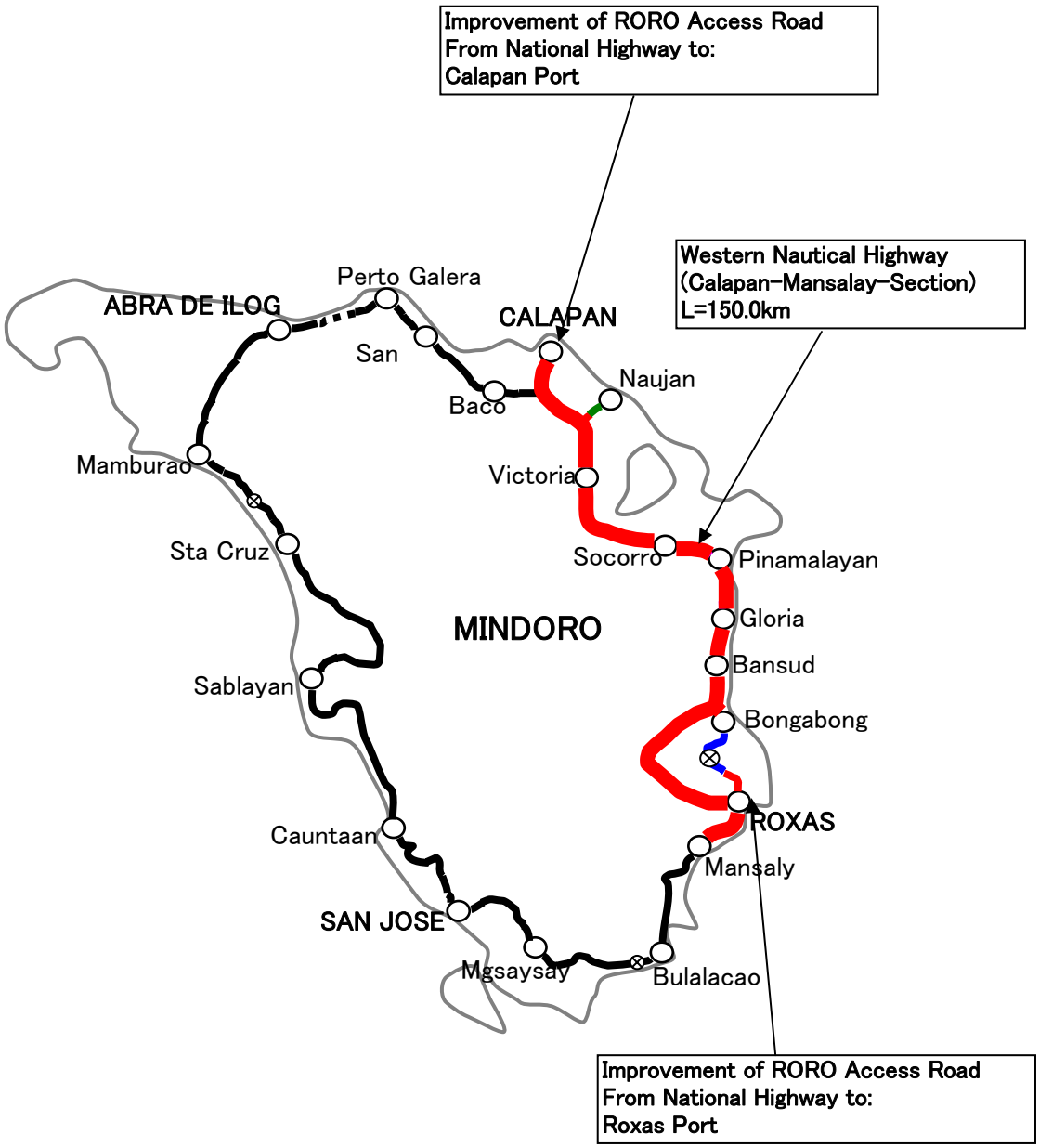

SONA Highway Project of Panay Highway

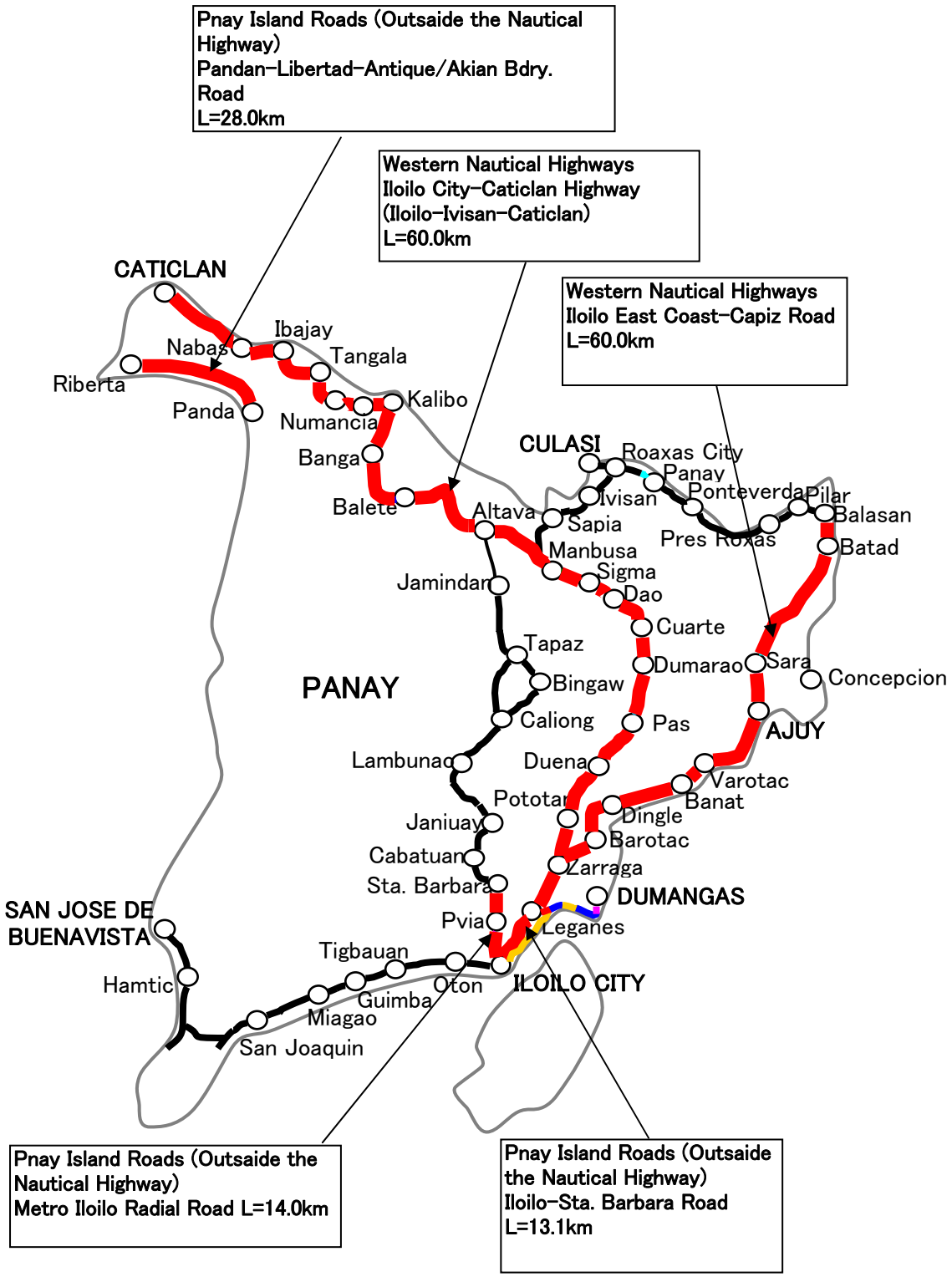

SONA Highway Project of Negros Island

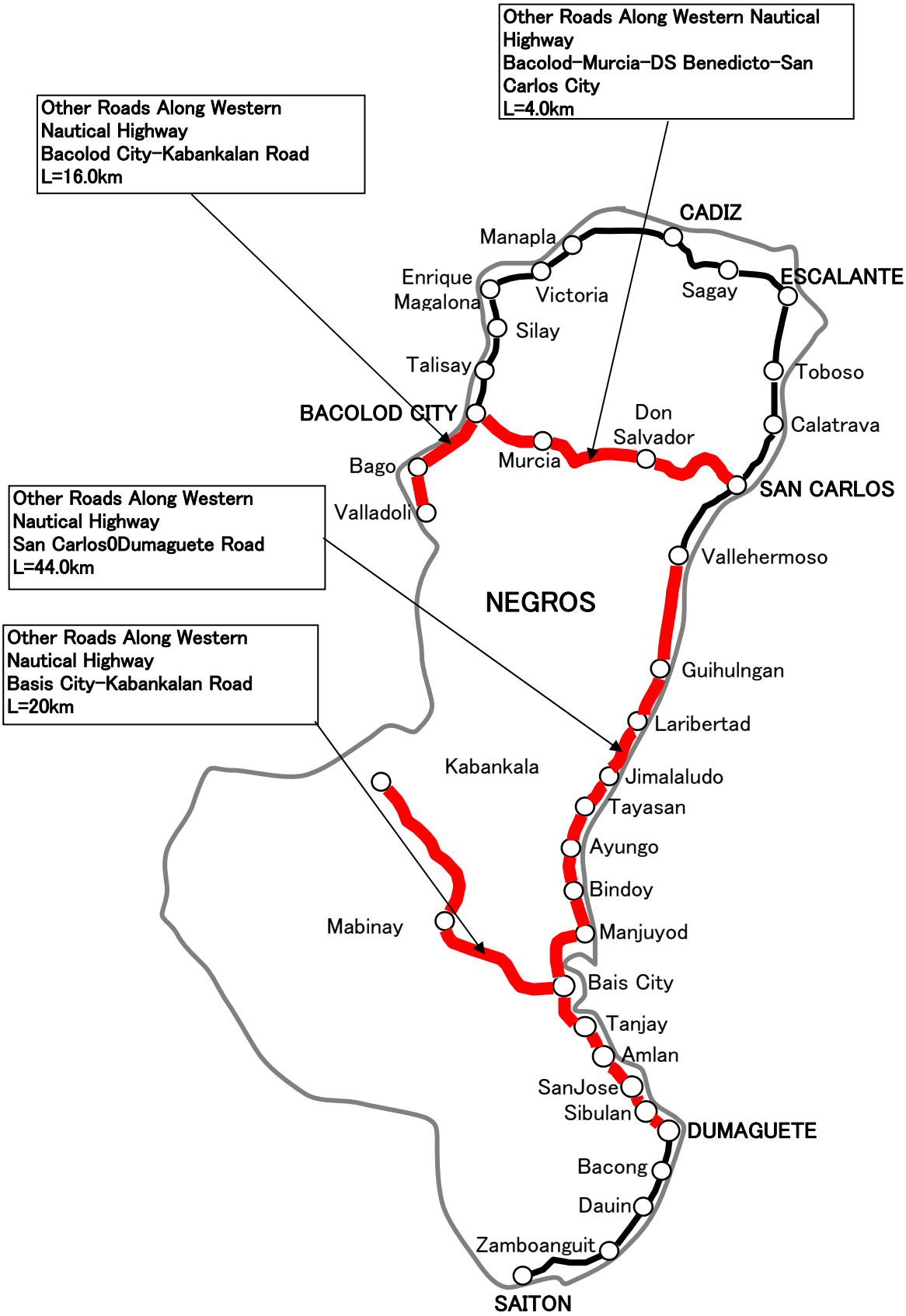

SONA Highway Project of Cebu Island

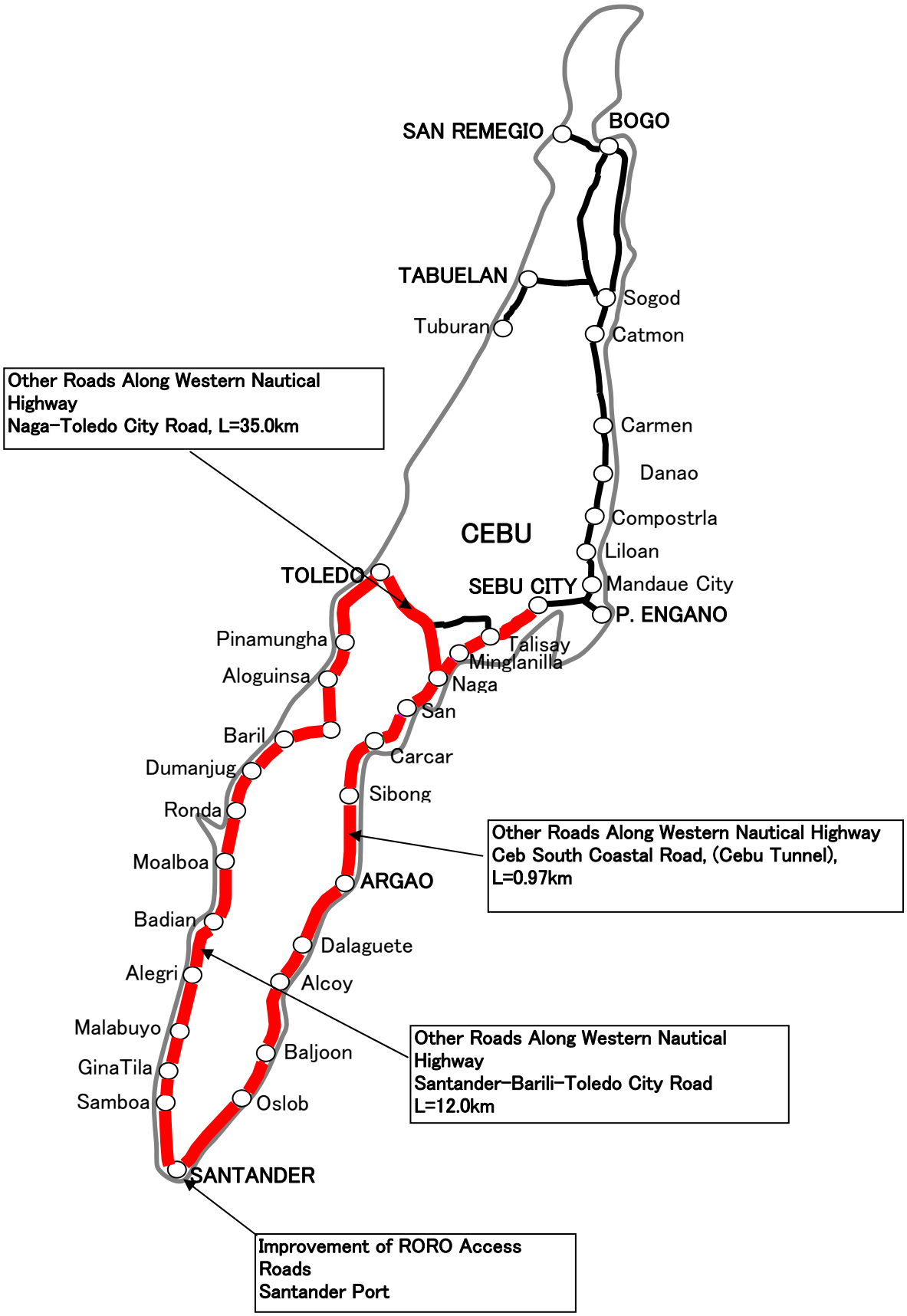

SONA Highway Project of Bohol Island

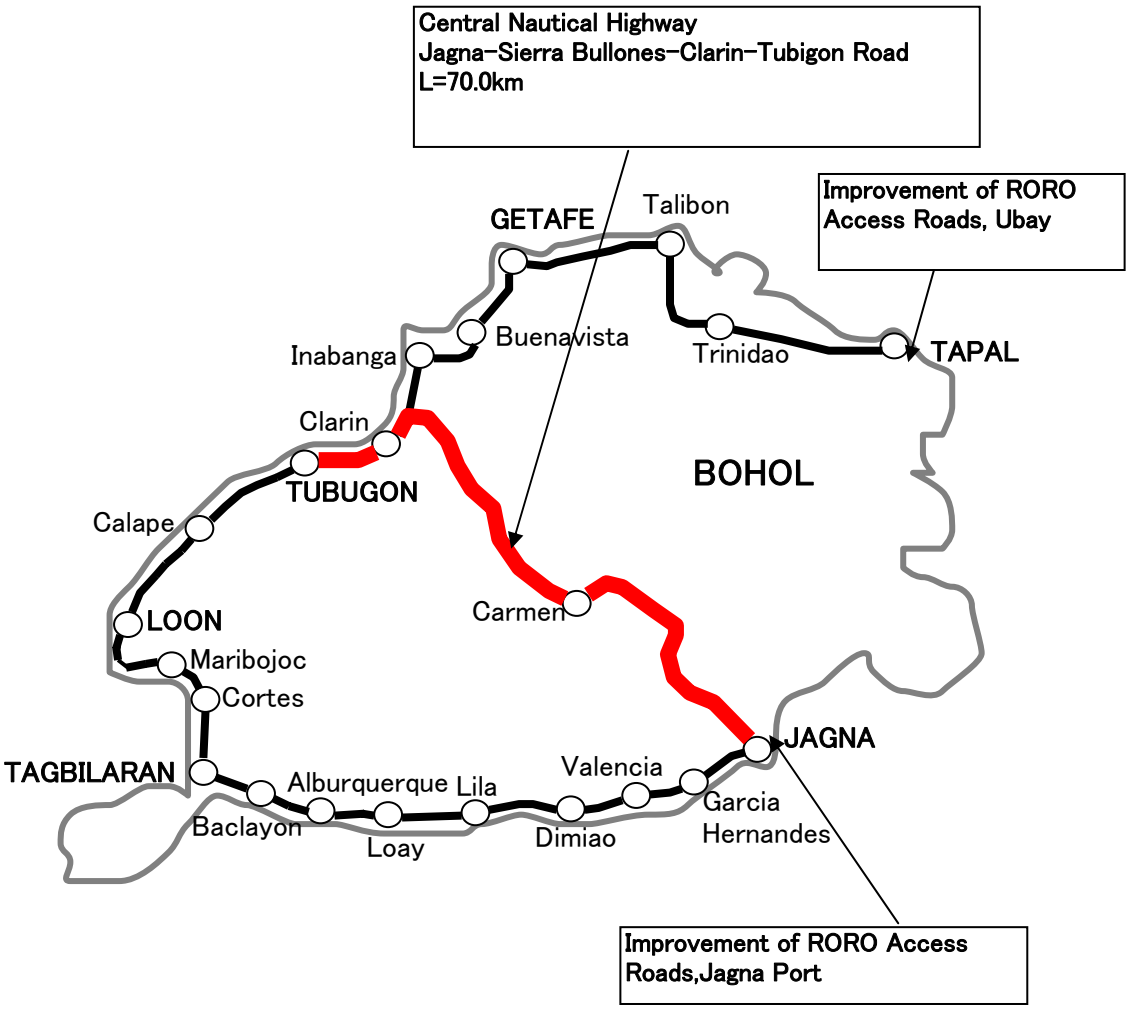

SONA Highway Project of Masbate Island

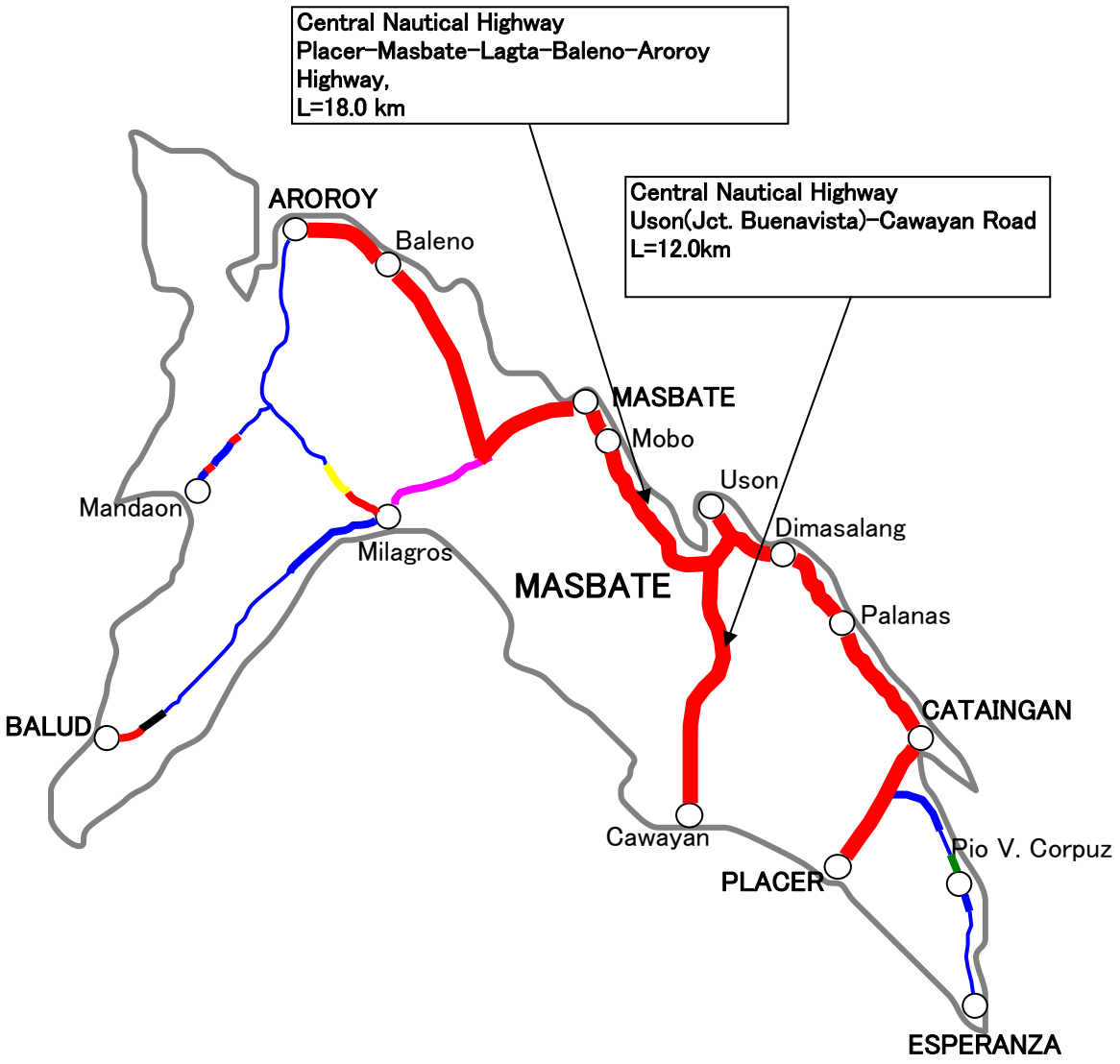

APPENDIX I-5-3-1

Inventory of RoRo Ports

Inventory of Existing RoRo Ports

	RRTS Route	1. Eastern SRNH	
	Name of Port	**Matnog**	**Allen**
	Photos at Present		
General	Name of Port	**Matnog**	**Allen**
	Province	Sorsogon	Northern Samar
	Administrated by	PPA	Private/PPA
	RoRo Link with	Allen/DapDap	Matnog
	Others		
Develop't Plans	SONA 2006		
	PPA Development Plan (for NEDA Application)	Expansion of Existing Port	
	Others		
RoRo Service	RoRo Operation	Operational	Operational (Mainly at Allen/Few at Dap Dap)
	Frequency	18/day	
	Others		No Operation at San Isidro
Existing Infrastructure	Natural Conditions	Calm beind Isd.	Prone to Waves/Calm in San Isidro
	Water Depth	-5m~~	-5m~~
	RoRo Ramp	3 (Only 2 Functioning)	Capable
	Causeway	120m	
	Backup Area	Capable	Capable
	Passenger Building	Good	Good
	Perimeter Fence	Good	Good
	Others		Good Infra in San Isidro. Dap Dap is poor.
Access Road	Distance from Ntl Hwy	Very Close	Very Close
	Road Conditions	Paved	Paved
	Others		
Social Envir't	Social/Environmental Conditions		
Field Surveys	Topo/Hydro/Current		
	Soil Investigation		
	IEE Checklist		
	General Comments	Well functioning port. PPA plans addt'l pier/ramp by expansion of existing due to congestion.	Basic facilities are well functioning at Allen. Dap Dap is minimal. San Isidro is not utilized as it is far south.

Inventory of Existing RoRo Por

	RRTS Route	1. Eastern SRNH	
	Name of Port	**Liloan**	**San Ricardo**
	Photos at Present		
General	Name of Port	**Liloan**	**San Ricardo**
	Province	Southern Leyte	Southern Leyte
	Administrated by	PPA	PPA
	RoRo Link with	Lipata	Lipata
	Others		Alternative to Liloan
Develop't Plans	SONA 2006		
	PPA Development Plan (for NEDA Application)		Development at New Site
	Others		
RoRo Service	RoRo Operation	Operational	None
	Frequency		
	Others		
Existing Infrastructure	Natural Conditions	Well Sheltered	Prone to Waves
	Water Depth	-4m~~	-4m~~
	RoRo Ramp	1	1
	Causeway	None	None
	Backup Area	Capable	Poor
	Passenger Building	Good	None
	Perimeter Fence	Good	None
	Others		
Access Road	Distance from Ntl Hwy	Very Close	Close
	Road Conditions	Paved	Paved
	Others		
Social Envir't	Social/Environmental Conditions		
Field Surveys	Topo/Hydro/Current		
	Soil Investigation		
	IEE Checklist		
	General Comments	Well functioning RoRo port.	Existing is damaged. PPA plans a new RoRO Port as an alternative to Liloan. Highway from Liloan to San Ricardo will soon be completed.

Inventory of Existing RoRo Por

	RRTS Route	1. Estern SRNH	Eastern SRNH Extention
	Name of Port	**Lipata**	**Kawayan**
	Photos at Present		
General	Name of Port	**Lipata**	**Kawayan**
	Province	Surigao del Norte	Biliran
	Administrated by	PPA	PPA
	RoRo Link with	San Ricardo/Liloan	Maripipi
	Others		New Site
Develop't Plans	SONA 2006		
	PPA Development Plan (for NEDA Application)	Expansion of Existing Port	
	Others		Construction of RoRo Ramp by PPA.
RoRo Service	RoRo Operation	Operational	None
	Frequency		
	Others		
Existing Infrastructure	Natural Conditions	Prone to Waves	Calm behind Isd.
	Water Depth	-5m~~	Shallow
	RoRo Ramp	2 (Only 1 Functioning)	
	Causeway	None	270m
	Backup Area	Capable	
	Passenger Building	Good	
	Perimeter Fence	Good	
	Others		
Access Road	Distance from Ntl Hwy	Very Close	Apprx.1km
	Road Conditions	Paved	No Road
	Others		
Social Envir't	Social/Environmental Conditions		Relocation of houses along the entrance/access road is required.
Field Surveys	Topo/Hydro/Current		Topo/Hydro/Current
	Soil Investigation		Boring
	IEE Checklist		IEE Checklist
	General Comments	Well functioning port. PPA plans addt'l pier/ramp by expansion of existing due to congestion.	Causeway only. PPA constructs pier/ramp by extension of causeway.

Inventory of Existing RoRo Por

	RRTS Route	Eastern SRNH Extention	2. Western SRNH
	Name of Port	**Naval**	**Batangas**
	Photos at Present		
General	Name of Port	**Naval**	**Batangas**
	Province	Biliran	Batangas
	Administrated by	PPA	PPA
	RoRo Link with	Esperanza	Calapan/Abra de Ilog
	Others	Alternative to Kawayan	
Develop't Plans	SONA 2006	X	
	PPA Development Plan (for NEDA Application)		
	Others	Construction of Trml Bldg by PPA.	
RoRo Service	RoRo Operation	None	Operational
	Frequency		22/day
	Others		
Existing Infrastructure	Natural Conditions	Calm behind Isd.	Well Sheltered
	Water Depth	-3m~~	-5m~~
	RoRo Ramp	None	8
	Causeway	None	None
	Backup Area	Capable	Good
	Passenger Building	Under Construction	Good
	Perimeter Fence	Good	Good
	Others		Also with Fast Craft Piers.
Access Road	Distance from Ntl Hwy	Very Close	Very Close
	Road Conditions	Paved	Paved
	Others		
Social Envir't	Social/Environmental Conditions	Expansion of the existing port shows very minimal impact.	
Field Surveys	Topo/Hydro/Current		
	Soil Investigation		
	IEE Checklist		
	General Comments	Existing port with pier and reclaimed area in front of town. Ramps required to make it as a RoRo port.	Successful and typical RoRo port in the country.

Inventory of Existing RoRo Por

	RRTS Route	2. Western SRNH	
	Name of Port	**Calapan**	**Roxas**
	Photos at Present		
General	Name of Port	**Calapan**	**Roxas**
	Province	Mindoro Oriental	Mindoro Oriental
	Administrated by	PPA	PPA
	RoRo Link with	Batangas	Caticlan
	Others		
Develop't Plans	SONA 2006		
	PPA Development Plan (for NEDA Application)		
	Others		
RoRo Service	RoRo Operation	Operational	Operational
	Frequency	22/day	6/day
	Others		
Existing Infrastructure	Natural Conditions	Prone to Waves	Prone to Waves
	Water Depth	-4m~~	-3m~~
	RoRo Ramp	7	1
	Causeway	None	None
	Backup Area	Good	Fair
	Passenger Building	Fair	Fair
	Perimeter Fence	Fair	Fair
	Others		
Access Road	Distance from Ntl Hwy	Very Close	Close
	Road Conditions	Paved	Being paved
	Others		
Social Envir't	Social/Environmental Conditions		
Field Surveys	Topo/Hydro/Current		
	Soil Investigation		
	IEE Checklist		
	General Comments	Well functioning RoRo port.	Constructed as an alternative to Bulalacao port.

Inventory of Existing RoRo Por

	RRTS Route	2. Western SRNH	
	Name of Port	**Caticlan**	**Dumangas**
	Photos at Present		
General	Name of Port	**Caticlan/Tabon**	**Dumangas**
	Province	Aklan	Iloilo
	Administrated by	LGU -> PPA	PPA
	RoRo Link with	Roxas	Bacolod
	Others	Tabon is a New Site	Feeder Port
Develop't Plans	SONA 2006		
	PPA Development Plan (for NEDA Application)		
	Others		
RoRo Service	RoRo Operation	Operational	Operational
	Frequency	4/day	2/day
	Others		
Existing Infrastructure	Natural Conditions	Behind Isd. Prone to Waves	Strong Current, Prone to Siltation
	Water Depth	-4m~~	~~-3m
	RoRo Ramp	2	1
	Causeway	None	None
	Backup Area	Fair	Wide
	Passenger Building	Good	Shed Only
	Perimeter Fence	Good	Poor
	Others		
Access Road	Distance from Ntl Hwy	Apprx.900m	Apprx.200m
	Road Conditions	Paved. Partially narrow.	Paved
	Others		
Social Envir't	Social/Environmental Conditions	New site is located on a reef beach. No social issue.	No social issue. Existance of mangrove.
Field Surveys	Topo/Hydro/Current	Topo/Hydro/Current	Topo/Hydro/Current
	Soil Investigation	Boring	Boring
	IEE Checklist	IEE Checklist	IEE Checklist
	General Comments	Well functioning RoRo port, however prone to SW waves. Recommended to construct an offshore breakwater at the existing site, or shift to a new site (Tabon) as an option.	Existing feeder port with pier and wide reclaimed backup area. Addt'l ramps required to make it as a RoRo port.

Inventory of Existing RoRo Por

	RRTS Route	2. Western SRNH	3. Central SRNH
	Name of Port	**Bacolod**	**San Antonio**
	Photos at Present		
General	Name of Port	**Bacolod**	**San Antonio**
	Province	Negros Occidental	Sorsogon
	Administrated by	BREDCO	PPA
	RoRo Link with	Iloilo/Dumangas	Masbate
	Others	Private Port	Alternative to Pilar
Develop't Plans	SONA 2006		X
	PPA Development Plan (for NEDA Application)		Development at New Site
	Others		
RoRo Service	RoRo Operation	Operational	None
	Frequency		
	Others		
Existing Infrastructure	Natural Conditions	Well Sheltered	Natural Beach, Open to SW Sea
	Water Depth	Capable	Shallow
	RoRo Ramp	Capable	
	Causeway	None	
	Backup Area	Good	
	Passenger Building	Good	
	Perimeter Fence	Good	
	Others		
Access Road	Distance from Ntl Hwy	Apprx.1km	300m
	Road Conditions	Paved	Grass
	Others		
Social Envir't	Social/Environmental Conditions		Proposed Site1 affects many houses, however Site2 has no social issue. Site2 is recommended.
Field Surveys	Topo/Hydro/Current		Topo/Hydro/Current
	Soil Investigation		Boring
	IEE Checklist		IEE Checklist
	General Comments	Well functioning RoRo port operated by BREDCO.	PPA plans a new RoRo port as an alternative to Pilar Port (shallow). Site2 is recommended from a social point of view.

Inventory of Existing RoRo Por

	RRTS Route	3. Central SRNH	
	Name of Port	**Masbate**	**Cataingan**
	Photos at Present		
General	Name of Port	**Masbate**	**Cataingan**
	Province	Masbate	Masbate
	Administrated by	PPA	LGU
	RoRo Link with	San Antonio	
	Others		Feeder Port
Develop't Plans	SONA 2006		
	PPA Development Plan (for NEDA Application)		
	Others		
RoRo Service	RoRo Operation	Operational	None
	Frequency	3/wk	
	Others		
Existing Infrastructure	Natural Conditions	Well Sheltered	Well Sheltered
	Water Depth	-9m~~	-4m~
	RoRo Ramp	3	None
	Causeway	None	200m
	Backup Area	Good	Capable
	Passenger Building	None	Shed Only
	Perimeter Fence	Good	None
	Others		
Access Road	Distance from Ntl Hwy	Very Close	Apprx.1km
	Road Conditions	Paved	Paved
	Others		
Social Envir't	Social/Environmental Conditions		
Field Surveys	Topo/Hydro/Current		
	Soil Investigation		
	IEE Checklist		
	General Comments	Well functioning RoRo port.	Existing feeder port with pier and reclaimed area. No RoRo function.

Inventory of Existing RoRo Por

	RRTS Route	3. Central SRNH	
	Name of Port	**Esperanza**	**Daanbantayan**
	Photos at Present	Proposed New Site	Proposed New Site
General	Name of Port	**Esperanza**	**Daanbantayan**
	Province	Masbate	Cebu
	Administrated by	PPA	LGU
	RoRo Link with	Naval/Daanbantayan	Esperanza
	Others	New Site	New Site
Develop't Plans	SONA 2006	X	
	PPA Development Plan (for NEDA Application)		
	Others	Constructs Causeway/Ramp by PPA.	Construction of Ramp by Prov. Gov.
RoRo Service	RoRo Operation	None	None
	Frequency		
	Others		
Existing Infrastructure	Natural Conditions	Open to SW Sea	Open to NE Sea
	Water Depth	Reef	Reef
	RoRo Ramp		
	Causeway		
	Backup Area		
	Passenger Building		
	Perimeter Fence		
	Others		
Access Road	Distance from Ntl Hwy	Apprx.40km	Apprx.300m
	Road Conditions	Rough	Under Construction
	Others		
Social Envir't	Social/Environmental Conditions	On a Reef beach. A few houses at the port entrance might be affected, but minimal.	On a Reef beach. No social issue.
Field Surveys	Topo/Hydro/Current	Topo/Hydro/Current	Topo/Hydro/Current
	Soil Investigation	Boring	Boring
	IEE Checklist	IEE Checklist	IEE Checklist
	General Comments	To make it as a RoRo port, causeway, reclamation, pier/ramp and breakwater required.	Provincial project is underway. To make it as a RoRo port, causeway, reclamation, pier/ramp and breakwater required.

Inventory of Existing RoRo Por

	RRTS Route	3. Central SRNH	
	Name of Port	**Tubigon**	**Jagna**
	Photos at Present		
General	Name of Port	**Tubigon**	**Jagna**
	Province	Bohol	Bohol
	Administrated by	PPA	PPA
	RoRo Link with	Cebu	Balingoan/Benoni/Mambajao
	Others		
Develop't Plans	SONA 2006	X	X
	PPA Development Plan (for NEDA Application)		
	Others		
RoRo Service	RoRo Operation	Operational	Operational
	Frequency	7/day	3/wk
	Others		
Existing Infrastructure	Natural Conditions	Well Sheltered	Sheltered
	Water Depth	-5m~	-3m~
	RoRo Ramp	2	1
	Causeway	700m	None
	Backup Area	Good	Good
	Passenger Building	None	Fair
	Perimeter Fence	Fair	Good
	Others		Passenger Pier
Access Road	Distance from Ntl Hwy	Apprx.1km	Apprx.100m
	Road Conditions	Good Causeway	Paved
	Others		
Social Envir't	Social/Environmental Conditions		
Field Surveys	Topo/Hydro/Current		
	Soil Investigation		
	IEE Checklist		
	General Comments	Well functioning RoRo port.	Well functioning port that can accommodate large passenger vessels.

Inventory of Existing RoRo Por

	RRTS Route	3. Central SRNH	
	Name of Port	**Mambajao**	**Benoni**
	Photos at Present		
General	Name of Port	**Mambajao**	**Benoni**
	Province	Camiguin	Camiguin
	Administrated by	PPA	PPA
	RoRo Link with	Jagna/Balingoan	Balingoan/Jagna
	Others		
Develop't Plans	SONA 2006	X	
	PPA Development Plan (for NEDA Application)		
	Others		
RoRo Service	RoRo Operation	None	Operational
	Frequency		3/day
	Others		
Existing Infrastructure	Natural Conditions	Open to North Sea	Sheltered
	Water Depth	NA	NA
	RoRo Ramp	1	2
	Causeway	100m	None
	Backup Area	Poor	Poor
	Passenger Building	None	None
	Perimeter Fence	None	None
	Others		
Access Road	Distance from Ntl Hwy	Apprx.100m	Apprx.100m
	Road Conditions	Paved	Paved
	Others		
Social Envir't	Social/Environmental Conditions		
Field Surveys	Topo/Hydro/Current		
	Soil Investigation		
	IEE Checklist		IEE Checklist
	General Comments	Poor/damaged facilities.	RoRo functioning with minimum facilities.

Inventory of Existing RoRo Por

	RRTS Route	3. Central SRNH	
	Name of Port	**Guinsiliban**	**Balingoan**
	Photos at Present		
General	Name of Port	**Guinsiliban**	**Balingoan**
	Province	Camiguin	Agusan Del Norte
	Administrated by	PPA	PPA
	RoRo Link with	Balingoan	Benoni/Guinsiliban/Jagna
	Others		
Develop't Plans	SONA 2006	X	
	PPA Development Plan (for NEDA Application)		
	Others		
RoRo Service	RoRo Operation	Operational	Operational
	Frequency		3/day
	Others		
Existing Infrastructure	Natural Conditions	Open to South Sea	Well Sheltered
	Water Depth	NA	-3m~
	RoRo Ramp	1	2
	Causeway	100m	None
	Backup Area	None	Good
	Passenger Building	None	Good
	Perimeter Fence	None	Fair
	Others		
Access Road	Distance from Ntl Hwy	Apprx.50m	Apprx.100m
	Road Conditions	Paved	Paved
	Others		
Social Envir't	Social/Environmental Conditions		
Field Surveys	Topo/Hydro/Current		
	Soil Investigation		
	IEE Checklist		IEE Checklist
	General Comments	Poor/damaged facilities.	Well functioning RoRo port.

Inventory of Existing RoRo Por

	RRTS Route	3. Central SRNH	Central SRNH Extention
	Name of Port	**Cagayan de Oro**	**Santander**
	Photos at Present		
General	Name of Port	**Cagayan de Oro**	**Santander**
	Province	Misamis Oriental	Cebu
	Administrated by	PPA	CPA/Private
	RoRo Link with	Jagna/Manila	Dumaguete
	Others		Private Ports
Develop't Plans	SONA 2006		X
	PPA Development Plan (for NEDA Application)		
	Others		
RoRo Service	RoRo Operation	Operational	Operational
	Frequency	NA	
	Others	Super Ferry	
Existing Infrastructure	Natural Conditions	Well Sheltered	Prone to Waves
	Water Depth	Deep	NA
	RoRo Ramp	NA	Capable
	Causeway	None	None
	Backup Area	Good	Poor
	Passenger Building	Good	Poor
	Perimeter Fence	Good	Poor
	Others		
Access Road	Distance from Ntl Hwy	Very Close	
	Road Conditions	Paved	
	Others		
Social Envir't	Social/Environmental Conditions		
Field Surveys	Topo/Hydro/Current		
	Soil Investigation		
	IEE Checklist		
	General Comments	Well functioning port for Super Ferry.	Mimimum facilities are functioning at each private port.

Inventory of Existing RoRo Por

	RRTS Route	4. Negros-Southern Leyte SRNH	
	Name of Port	**San Carlos**	**Toledo**
	Photos at Present		
General	Name of Port	**San Carlos**	**Toledo**
	Province	Negros Occidental	Cebu
	Administrated by	PPA	CPA
	RoRo Link with	Toledo	San Carlos
	Others		
Develop't Plans	SONA 2006		
	PPA Development Plan (for NEDA Application)		
	Others		
RoRo Service	RoRo Operation	Operational	Operational
	Frequency	8/day	8/day
	Others		
Existing Infrastructure	Natural Conditions	Well Sheltered	Open to West Sea
	Water Depth	Capable	-3m~
	RoRo Ramp	3	1
	Causeway	None	None
	Backup Area	Wide	Poor
	Passenger Building	None	Good
	Perimeter Fence	Good	Good
	Others		
Access Road	Distance from Ntl Hwy	Apprx.100m	Apprx.300m
	Road Conditions	Paved	Paved
	Others		
Social Envir't	Social/Environmental Conditions		No environmental/social issue.
Field Surveys	Topo/Hydro/Current		Topo/Hydro
	Soil Investigation		Boring
	IEE Checklist		IEE Checklist
	General Comments	Well functioning RoRo port.	Well functioning however incovenient ramp layout and poor backup area.

Inventory of Existing RoRo Por

	RRTS Route	4. Negros-Southern Leyte SRNH	
	Name of Port	**Punta Engano**	**Getafe**
	Photos at Present		
General	Name of Port	**Pt. Engano**	**Getafe**
	Province	Cebu	Bohol
	Administrated by	CPA	PPA
	RoRo Link with	Getafe	Pt. Engano
	Others		
Develop't Plans	SONA 2006		
	PPA Development Plan (for NEDA Application)		
	Others		
RoRo Service	RoRo Operation	Operational	Operational
	Frequency	3/day	3/day
	Others		
Existing Infrastructure	Natural Conditions	Open to East Sea	Well Sheltered
	Water Depth	Reef	-3m~
	RoRo Ramp	1	1
	Causeway	200m	240m
	Backup Area	Poor	Poor
	Passenger Building	Small	None
	Perimeter Fence	Fair	Fair
	Others	Next to Hilton Hotel	
Access Road	Distance from Ntl Hwy	Apprx.150m along Hilton Htl	Apprx.300m
	Road Conditions	Paved	Paved
	Others		
Social Envir't	Social/Environmental Conditions	Coordinations with CPA/LGU as well as existing private beach/houses are required.	A few shops might be affected due to widening of causeway, but minimal.
Field Surveys	Topo/Hydro/Current	Topo/Hydro	Topo/Hydro
	Soil Investigation	Boring	Boring
	IEE Checklist	IEE Checklist	IEE Checklist
	General Comments	Port on reef Beside Hilton htl. Presently used for tourism. Wide expansion required to make it as a RoRo port.	Minimum RoRo function. Wide expansion required to make it as a RoRo port.

Inventory of Existing RoRo Por

	RRTS Route	4. Negros-Southern Leyte SRNH	
	Name of Port	**Ubay**	**Tapal**
	Photos at Present		
General	Name of Port	**Ubay**	**Tapal**
	Province	Bohol	Bohol
	Administrated by	PPA	PPA
	RoRo Link with	Maasin/Bato	Maasin/Bato
	Others		
Develop't Plans	SONA 2006	X	
	PPA Development Plan (for NEDA Application)		
	Others	Reclamation is underway by PPA.	
RoRo Service	RoRo Operation	Operational	None
	Frequency	1/day	
	Others		
Existing Infrastructure	Natural Conditions	Well Sheltered	Well Sheltered, Prone to Current
	Water Depth	-2m~	-4m~
	RoRo Ramp	2	1
	Causeway	300m	None
	Backup Area	Poor	Fair
	Passenger Building	None	None
	Perimeter Fence	Fair	Good
	Others		
Access Road	Distance from Ntl Hwy	Apprx.200m	Apprx.4km
	Road Conditions	Paved	Unpaved
	Others		
Social Envir't	Social/Environmental Conditions	A few houses at port entrance might be affected, but minimal.	No environmental/social issue.
Field Surveys	Topo/Hydro/Current	Topo/Hydro	Topo/Hydro
	Soil Investigation	Boring	
	IEE Checklist	IEE Checklist	IEE Checklist
	General Comments	Minimum RoRo function. Poor backup area. PPA constructs reclamation for backup area.	Being utilized for cargoes. Ubay is more advantageous for RoRo.

Inventory of Existing RoRo Por

	RRTS Route	4. Negros-Southern Leyte SRNH	5. Panay-Leyte SRNH
	Name of Port	**Maasin**	**Culasi/Ajuy**
	Photos at Present		
General	Name of Port	**Maasin**	**Culasi/Ajuy**
	Province	Southern Leyte	Iloilo
	Administrated by	PPA	LGU
	RoRo Link with	Ubay/Tapal	Victorias/Cadiz
	Others		Feeder Port
Develop't Plans	SONA 2006	X	
	PPA Development Plan (for NEDA Application)		
	Others		
RoRo Service	RoRo Operation	Operational	None
	Frequency		
	Others		
Existing Infrastructure	Natural Conditions	Sheltered	Well Sheltered
	Water Depth	-5m~	-3m~
	RoRo Ramp	1	None
	Causeway	None	100m
	Backup Area	Wide	Poor
	Passenger Building	Small	Shed Only
	Perimeter Fence	Fair	Fair
	Others		
Access Road	Distance from Ntl Hwy	Apprx.300m	Apprx.200m
	Road Conditions	Paved	Paved
	Others		
Social Envir't	Social/Environmental Conditions		No environmental/social issue.
Field Surveys	Topo/Hydro/Current		Topo/Hydro
	Soil Investigation		
	IEE Checklist		IEE Checklist
	General Comments	Well functioning RoRo port.	Existing feeder port with pier. Ramps and backup area required to make it as a RoRo port.

Inventory of Existing RoRo Por

	RRTS Route	5. Panay-Leyte SRNH	
	Name of Port	**Victorias**	**Cadiz**
	Photos at Present		
General	Name of Port	**Victorias**	**Cadiz**
	Province	Negros Occidental	Negos Occidental
	Administrated by	LGU	LGU
	RoRo Link with	Culasi/Ajuy	Culasi/Ajuy
	Others		
Develop't Plans	SONA 2006		
	PPA Development Plan (for NEDA Application)		
	Others		
RoRo Service	RoRo Operation	None	None
	Frequency		
	Others		
Existing Infrastructure	Natural Conditions	Mangrove Area	Open to North Sea
	Water Depth	Shallow	Shallow
	RoRo Ramp	None	None
	Causeway	None	350m
	Backup Area	None	Poor
	Passenger Building	None	None
	Perimeter Fence	None	None
	Others		RoRo Pier under Construction by LGU
Access Road	Distance from Ntl Hwy	NA	Apprx.500m
	Road Conditions	Narrow, Congested	Paved
	Others	Plenty Houses	
Social Envir't	Social/Environmental Conditions	Mangrove extends. Plenty of houses along access road that will be affected for relocations.	
Field Surveys	Topo/Hydro/Current		
	Soil Investigation		
	IEE Checklist	IEE Checklist	
	General Comments	Quite few potential for development due to tech'l/envir'l/social conditions.	As an alternative to Victorias or Manalula, LGU constructs causeway, pier/ramp to make it as a RoRo port.

Inventory of Existing RoRo Por

	RRTS Route	5. Panay-Leyte SRNH	
	Name of Port	**Escalante**	**Tabuelan**
	Photos at Present		
General	Name of Port	**Escalante**	**Tabuelan**
	Province	Negros Occidental	Cebu
	Administrated by	PPA/Private	CPA/LGU
	RoRo Link with	Tabuelan	Escalante
	Others		
Develop't Plans	SONA 2006		
	PPA Development Plan (for NEDA Application)		
	Others		
RoRo Service	RoRo Operation	3/day	3/day
	Frequency		
	Others		
Existing Infrastructure	Natural Conditions	Well Sheltered	Well Sheltered
	Water Depth	-3m	-1m~~
	RoRo Ramp	2 Private	2
	Causeway	100m (1Private)	None
	Backup Area	Poor	Poor
	Passenger Building	None	None
	Perimeter Fence	None	None
	Others	PPA Ramp under Construction	
Access Road	Distance from Ntl Hwy	Apprx.1km	Apprx.700m
	Road Conditions	Paved	Paved
	Others		
Social Envir't	Social/Environmental Conditions		LGU shops are to be relocated.
Field Surveys	Topo/Hydro/Current		Topo/Hydro
	Soil Investigation		Boring
	IEE Checklist		IEE Checklist
	General Comments	Operated by private ramps at Yap, Balcerona. 1ramp under construction by PPA.	Poor infrastructure for RoRo. Wide expansion required to make it as a RoRo port.

Inventory of Existing RoRo Por

	RRTS Route	5. Panay-Leyte SRNH	
	Name of Port	**Bogo**	**Palompon**
	Photos at Present		
General	Name of Port	**Bogo**	**Palompon**
	Province	Cebu	Leyte
	Administrated by	CPA/LGU	PPA
	RoRo Link with	Palompon	Bogo
	Others		
Develop't Plans	SONA 2006		
	PPA Development Plan (for NEDA Application)		
	Others		
RoRo Service	RoRo Operation	None	None
	Frequency		
	Others		
Existing Infrastructure	Natural Conditions	Well Sheltered	Well Sheltered
	Water Depth	-7m~	-4m~~
	RoRo Ramp	2	1
	Causeway	Apprx.700m	None
	Backup Area	Poor	Good
	Passenger Building	None	Good
	Perimeter Fence	None	Good
	Others		
Access Road	Distance from Ntl Hwy	Apprx.1.6km	Apprx.100m
	Road Conditions	Partially Unpaved	Paved
	Others		3 Access Rds
Social Envir't	Social/Environmental Conditions	Consideration should be given to fisheries.	
Field Surveys	Topo/Hydro/Current	Topo/Hydro	
	Soil Investigation	Boring	
	IEE Checklist	IEE Checklist	
	General Comments	Poor RoRo function with no backup area. Wide expansion required to make it as a RoRo port.	Good infrastructure however under-untilized.

Inventory of Existing RoRo Por

	RRTS Route	6. Panay-Masbate SRNH	
	Name of Port	**Aroroy**	**Balud**
	Photos at Present		
General	Name of Port	**Aroroy**	**Balud**
	Province	Masbate	Masbate
	Administrated by	PPA	LGU
	RoRo Link with	San Antonio/Pilar	Culasi/Roxas
	Others	Feeder Port	New Site
Develop't Plans	SONA 2006	X	
	PPA Development Plan (for NEDA Application)	Development at New Site	
	Others	Reclamation underway by PPA.	
RoRo Service	RoRo Operation	None	None
	Frequency		
	Others		
Existing Infrastructure	Natural Conditions	Sheltered	Open to West Sea
	Water Depth	Shallow	Reef, Shallow
	RoRo Ramp	None	
	Causeway	None	Apprx.100m
	Backup Area	Poor	
	Passenger Building	Only Shed	
	Perimeter Fence	None	
	Others		
Access Road	Distance from Ntl Hwy	Apprx.200m	Apprx.100m
	Road Conditions	Paved, Narrow	Unpaved
	Others		
Social Envir't	Social/Environmental Conditions		
Field Surveys	Topo/Hydro/Current		Topo/Hydro/Current
	Soil Investigation		Boring
	IEE Checklist		IEE Checklist
	General Comments	Exisiting feeder port is shallow for RoRo development. PPA plans a new RoRo port as an alternative to existing port at new site.	To make it as a RoRo port, causeway, reclamation, pier/ramp and breakwater required.

Inventory of Existing RoRo Por

	RRTS Route	7. Batangas-Palawan SRNH	
	Name of Port	**San Jose**	**Taytay**
	Photos at Present	Existing Port Proposed New Site	Proposed New Site
General	Name of Port	**San Jose**	**Taytay**
	Province	Mindoro Occidental	Palawan
	Administrated by	PPA	PPA
	RoRo Link with	Coron	Coron/Cuyo
	Others		
Develop't Plans	SONA 2006		
	PPA Development Plan (for NEDA Application)	Developemnt at New Site	Developemnt at New Site
	Others		
RoRo Service	RoRo Operation	None	None
	Frequency		
	Others		
Existing Infrastructure	Natural Conditions	Well Shelterd, Siltation	Well Sheltered
	Water Depth	-4m~	Reef, Capable
	RoRo Ramp	2	
	Causeway	None	
	Backup Area	Capable	
	Passenger Building	Fair	
	Perimeter Fence	Fair	
	Others		
Access Road	Distance from Ntl Hwy	Very Close	Apprx.20km
	Road Conditions	Paved	Rough
	Others		Taytay Municipal opened
Social Envir't	Social/Environmental Conditions		No social issue. Coral and mangrove shoule be in consideration.
Field Surveys	Topo/Hydro/Current		Topo/Hydro/Current
	Soil Investigation		Boring
	IEE Checklist		IEE Checklist
	General Comments	Functioning port however prone to siltation. PPA plans a new RoRO port adjacent to the existing.	PPA plans a new RoRo port at a totally new port. Site is 20km away from the municipal.

Inventory of Existing RoRo Por

	RRTS Route	8. Iloilo-Palawan SRNH
	Name of Port	San Jose de Buenavista
	Photos at Present	
General	Name of Port	San Jose de Buenavista
	Province	Antique
	Administrated by	PPA
	RoRo Link with	Cuyo
	Others	
Develop't Plans	SONA 2006	
	PPA Development Plan (for NEDA Application)	
	Others	
RoRo Service	RoRo Operation	None
	Frequency	
	Others	
Existing Infrastructure	Natural Conditions	Prone to SW Waves
	Water Depth	-3m~
	RoRo Ramp	1
	Causeway	None
	Backup Area	Good
	Passenger Building	Fair
	Perimeter Fence	Good
	Others	
Access Road	Distance from Ntl Hwy	Apprx.200m
	Road Conditions	Paved
	Others	
Social Envir't	Social/Environmental Conditions	
Field Surveys	Topo/Hydro/Current	Topo/Hydro
	Soil Investigation	
	IEE Checklist	IEE Checklist
	General Comments	Potential facilities but under-utilized. Extension of breakwater is reruired.