

**5. Minutes of stake Holder Meeting and EIA Certificate Letter**



# The City Assembly of Blantyre

All correspondences to be addressed to:

THE CHIEF EXECUTIVE  
TELEPHONE No. 670 211  
TEL. ADDRESS "CITY"  
TELEX No. 44536  
FAX No. 265 670 417

EAA/36/1

THE SECRETARIAT  
TOWN HALL  
CIVIC CENTRE  
PRIVATE BAG 67  
BLANTYRE  
MALAWI

29<sup>th</sup> January 2006

The Programme Officer  
Japanese International Cooperation Agency (JICA)  
PO BOX 30321  
Capital City  
Lilongwe 3

**Fax:** 01 771 125

**Attention:** Mr. G. Kapalamula

Dear Sir,

## **STAKEHOLDERS MEETINGS AND ACCEPTANCE FOR BLANTYRE CITY ROADS IMPROVEMENT PROJECT**

Please refer to my letter dated 17<sup>th</sup> January 2007 of even reference. I wish to report that we had sensitization meetings with stakeholders for acceptance of the projects as follows:-

<b>ITEM</b>	<b>DATE (S)</b>	<b>TIME</b>	<b>STAKEHOLDERS</b>
1	22-01-2007	2:30 pm – 4:30 pm	<b>Media</b> <ul style="list-style-type: none"><li>• Radios</li><li>• Television</li><li>• Print Media</li></ul>
2	23-01-2007	10:00 am – 12 noon	<b>Public Institutions</b> <ul style="list-style-type: none"><li>• Hospital (s)</li><li>• Churches</li><li>• Education</li><li>• Institutions</li></ul>

3	23-01-2007	2:30 pm – 4:30 pm	<b>People living along the Main Road</b> <ul style="list-style-type: none"> <li>• Business</li> <li>• Residents</li> </ul>
4	24-01-2007	10:00 am – 12:00 noon	<b>Opinion Leaders</b> <ul style="list-style-type: none"> <li>• Members of Parliament</li> <li>• Chiefs</li> <li>• Community Development Committees</li> </ul>
5	24-01-2007	10:00 am – 12:00 noon	<b>Public Utility Services</b> <ul style="list-style-type: none"> <li>• Electricity</li> <li>• Water</li> <li>• Communication</li> <li>• Sewer</li> </ul>
6.	25-01-2007	10:00 am – 12:00 noon	<b>Road Users</b> <ul style="list-style-type: none"> <li>• Minibus Owners Association of Malawi</li> <li>• Truck Companies</li> <li>• Road Safety Council</li> <li>• Traffic Police</li> <li>• Ministry of Transport &amp; Public Works</li> <li>• Consumer Association of Malawi</li> </ul>

These meetings proved to be very useful and there were a lot of interest, comments and questions generated from the meetings. The meetings attracted a cross section of very important decision makers from each one of the stakeholders group (s). There was a good cover on Television and many radio stations who responded to our calls.

I have attached the copy of the paper that was presented, the lists of participants from each of the stakeholder groups. Most questions asked were similar, so please find appended below the questions or issues that need to be addressed by the Chief Consultant to this project when finalizing the project draft final report.

All stakeholders expressed happiness and willingness to support the project. Therefore we can say that it has been well received.

## Questions and Comments

- 1.0 How will traffic flow during construction. What traffic control measures will be put in place. Will people living along the Highway be completely restricted during that time.

It was replied that traffic flow will be maintained through the highway during the construction period since there is enough space to work on.

- 2.0 There are many pedestrian crossings along the Highway which are dangerous especially at Ginnery Corner and the Polytechnic, what plans are there to safeguard pedestrians, including the disabled. Designers should put much thought into pedestrians crossing. The reply was given that the pedestrian crossings at schools, hospitals, colleges, institutions will be improved during the construction.
- 3.0 Is there enough room or space for the proposed roundabouts at the Traffic signed intersection at Mahatma Gandhi, and Johnstone Road Junctions?
- 4.0 There should not be space for bill boards and only Traffic Signs should be put up. It has been observed that a lot of traffic signs are missing from the road.
- 5.0 There is indeed need to consider drainage problems seriously. These should be well addressed so that there is no conflict between drainage outlets and proposed walkways and cycle track.
- 6.0 There is need to identify property, and infrastructure that needs to be removed, relocated and demolished. This is so to enable compensation procedures to be effected well before the start date of the project, the January 2008. Specific buildings that will be affected need to be identified now and owners notified in good time.
- 7.0 It was felt that one way systems should be implemented in Blantyre soon after the project to complement the same. It was noted that the Masauko Chipembere Highway will bring into Blantyre two carriageways flow of traffic which will cause a bottleneck at Larji Kurji Building roundabout. One way system would be good i.e. Haille Sellaisie Road, Victoria Avenue and Glyn Jones Roads as previously planned.
- 8.0 The stakeholders needed to be assured of the quality of work and duration of the construction period. Having experienced what

happened at Kenyatta Drive, where work took long and quality of work is very poor. We assured them that the project would be done to the highest quality and shortest possible shortest time.

- 9.0 The Federation of Disabled persons of Malawi (FEDOMA) requested that when designing technical elements, care should be taken to include the needs of the disabled. The walkway and cycle track should be mountable and accessible to wheelchairs and disabled alike. FEDOMA have given a copy of guidelines which is road note number 21. These are called enhancing the mobility of disabled people. A photocopy of the first page of Road Note No. 21 is attached and this may be looked up on the internet.
- 10.0 When installing street lights we should think how nature can assist like through the use of solar power to light or control street lights.
- 11.0 If services (underground) need to be removed or relocated there is a need to know the period of time this is expected to be done by. This is also so as not to delay the commencement of the project in January 2008.

In relation to the above it was observed that the road was narrow in certain places especially at or near the Shire Bus. The relocation of underground cables will be tricky especially the Malawi Telecommunication Limited (MTL) cables. Most cables also go in between the same narrow space.

- 12.0 Underground service providers<sup>s</sup> say that they require enough time to relocate or reroute their plant especially that ordering the same take long time and that they are ordered from outside the country.
- 13.0 What assurance is there that Malawi Government will indeed pay compensation to all stakeholders who will be affected. The reply to this one is that the Malawi Government is a signatory to all the discussions held so far. And that the Japanese Government and Malawi Government are well aware of how these issues will be sorted out.
- 14.0 Another concern was if businesses along the Chipembere Highway will be affected by closure and if there will be detours as there is already too much traffic along the Highway.
- 15.0 It was stated that although we need to preserve the environment by keeping trees, some trees were said to be dangerously leaning into the road and a source of danger. The dangerous trees should be removed since they are eucalyptus and are harvestable.

- 16.0 The opinion leaders voiced their concerns in that the road appeared to be narrow between Yianikis and Stabic Bank in Limbe. They observed that there was congestion and a bottleneck for traffic moving into and from the Highway.
- 17.0 The treatment of Dalton Road/Livingstone Road junction is also a wonder. This is because it is almost impossible for traffic entering the Livingstone Road. There is a short distance which is two way from the junction to the Illovo roundabout. This need to be addressed by the consultants.
- 18.0 What type of bus shelters are being considered as the solid bus shelters were removed and replaced with fibre glass shelters which are not durable.
- 19.0 Are there any provisions for car parking on the street along the Livingstone Road and on the Chipembere Highway
- 20.0 The Project is welcome and should not fail at all.
- 21.0 What is the arrangement of the layout at end of the Highway at Stanbic Bank in Limbe.
- 22.0 What plans has the City got to improve the entry corridors between Blantyre and Limbe and even the implementation of the by passes project.
- 23.0 The City need to extend its limits so that services are available to the cities per urban areas. Road construction or improvement is one way of opening up the outlying areas.
- 24.0 The project should be completed by a good landscaping management.
- 25.0 The traffic growth should be taken into account when designing the Highway and carriageway.
- 26.0 Has the project taken into consideration the Independence Arch and height restrictions.

**A. MEDIA**

ITEM	NAME	CONTACT NO.	ORGANISATION
1	Maganizo Mazeze	01 830 278	Star Radio
2	Mike Kandulu	08 825 386	Nation Publication Ltd
3	Olunda Thomson	09 216 536	FM 101 Radio
4	Joyce Ng'oma	09 922 834	FM 101Radio
5	Daniel Kalaya	08 890 066	MBC – National Radio
6	Yohane Symon	09 274 550	Pride Magazine
7	Chikumbutso Njayo	09 946 128	The Weekly News
8	Orchestra Kamanga	09 724 250	Mana – News Agency
9	V. Mphande	08 920 920	TVM – Television
10	Steven Banda	09 382 634	Nation Newspaper
11	Enerstina Yobe	08 302 000	Blantyre City Assembly
12	Steven Kuyeri	08 856 592	Blantyre City Assembly
13	Kenneth L.A. Kantwela	08 843 735	Blantyre City Assembly

**B. PUBLIC INSTITUTIONS**

ITEM	NAME	CONTACT NO.	ORGANISATION
1	Enerstina Yobe	08 302 000	Blantyre City Assembly
2	Arthur Chokhotho	09 958 832	MBC – National Radio
3	E.B. Thombozi	08 825 629	Malawi College of Accountancy
4	W.F. Hill	09 429 645	University of Malawi Polytechnic
5	Dr. I. Ng'oma	08 841 947	University of Malawi Polytechnic
6	F.H. Nihaka	08 892 077	Worldwide Church of God
7	G. Wittika	08 833 591	Chichiri Integrated Pvt Schools
8	M. Chikalipo	08 362 505	FM 101 Radio
9	K. Kantwela	08 843 735	Blantyre City Assembly
11	R.T. Chigadula	09 950 360	District Education (Bt Urban)
12	V.J. Dacruz	09 912 509	Our Lady Wisdom of School
13	Kondwani Chalulu	98 502 604	Queen Elizabeth Central Hospital
14	S.M. Kuyeli	08 856 592	Blantyre City Assembly

**C. ROAD USERS**

ITEM	NAME	CONTACT NO.	ORGANISATION
1	Enerstina Yobe		Blantyre City Assembly
2	Kenneth Kantwela		Blantyre City Assembly
3	B.M. Ndhlovu		Limbe Police Station
4	Oliver Soko		Limbe Police Station
5	K.K. Phiri		Southern Region Police
6	L.C. Mwakapugha		Southern Region Police

7	C.K. Kumangirana		Roads Department (Lilongwe)
8	F.T. Msiska		National Roads Safety Council
9	L. J. Soko		Blantyre Police Station
10	W.H. Namasani		Blantyre Police Station
11	E.C. Zintambila		Road Traffic Department
12	Coxley Kamange		Minibus Owners Association of Malawi

**D. OPINION LEADERS**

ITEM	NAME	CONTACT NO.	ORGANISATION
1	Enerstina Yobe		Blantyre City Assembly
2	Kenneth Kantwela		Blantyre City Assembly
3	R.I. Kawiya		Blantyre City Assembly
4	Acting Chief Machinjiri		Traditional Chief
5	Halmes Chimombo Representative of Hon J. Banda		Blantyre City South Constituency
6	T/A Somba		Traditional Chief
7	J. Ndovi		Blantyre City Assembly
8	B.E.F. Nsitu		Blantyre City Assembly
9	Lester Makuluni		City South Constituency

**E. PUBLIC UTILITY SERVICES**

ITEM	NAME	CONTACT NO.	ORGANISATION
1	Kenneth Kantwela		Blantyre City Assembly
2	Enerstina Yobe		Blantyre City Assembly
3	R.I. Kawiya		Blantyre City Assembly
4	W. Senger		Malawi Telecommunication Ltd
5	J. Mtchuka		Malawi Telecommunication Ltd
6	W.B. Kawaga		Malawi Telecommunication Ltd
7	B.G.K Waya		Blantyre Water Board
8	L.T. Mwabutwa		Blantyre Water Board
9	James Kaphale		MACRA – Regulatory Authority

**F. BUSINESS & RESIDENTS**


ITEM	NAME	CONTACT NO.	ORGANISATION
1	E. Yobe	08 302 000	Blantyre City Assembly
2	K. Kantwela	08 843 743	Blantyre City Assembly
3	S.M. kuyeli	08 856 592	Blantyre City Assembly
4	C.M. Phiri		HTD Limited
5	H.A. Sidik		HTD Limited



6	I. Ibrahim	-	Petroda Limited
7	J.M Kayira	09 951 753	Automotive Products
8	S.C. Jalasi	08 854 734	World Vision
9	Lauro Phillips	08 714 433	Gesterner Ltd
10	D. Kausi	09 138 876	MCCCI – Chamber
11	W. Chawinga		Choice Bakery
12	J. Makina		Ingwe Linking Africa
13	R. Mussa		Gafferson LTD
14	M. Kotecha		HISCO LTD
15	M. Gondwe	08 590 015	Chichiri Lodge
16	F. Gondwe	08 866 893	Chichiri Lodge
17	R. Gondwe	09 134 848	Chichiri Lodge
18	Anton Beiber		Glave International LTD
19	W. Msiska		Chichiri Shopping Centre
20	A.R. Masangano		Chichiri
21	H.H. Amosi		H. Amosi House

We have attached other documents as stated above.

Yours faithfully



**K L A KANTWELA**  
**DIRECTOR OF ENGINEERING SERVICES**  
**FOR: CHIEF EXECUTIVE**

**Attach:**

*KLAK/glc*

## **BLANTYRE CITY ASSEMBLY**

### **IMPROVEMENT OF BLANTYRE CITY ROADS**

#### **STAKEHOLDERS SENSITISATION MEETING**

##### **1.0 Introduction**

In August 2001, the Government of the Republic of Malawi made a request for a Grant Aid for the project for Improvement of Blantyre City Roads. The Japanese Government having gone through the process necessary for the granting of aid for the project sent two study teams to Blantyre. These study teams were sent through Japan International Cooperation Agency (JICA), the official agency for the implementation Japanese government technical assistance. The Japanese Study Teams were as follows:-

##### **1.1 Preliminary study on the Project to improvement of Blantyre City Roads.**

The main objectives for the preliminary study team were:-

- To confirm the contents of the requested project.
- To make site surveys and collect necessary data and information to acquaint themselves with the present situation of the road network.
- To examine environmental and social consideration.

##### **1.2 Basic Design Study on the Project for Improvement of the Blantyre City Roads.**

The main objectives of this study are:-

- To identify and confirm the components of the Project which are:-
  - Widening of the existing roads from 2 lane to 4 lane from Lurji Kurji Building to Chichiri Roundabout and 2 lane to 3 lane from Yianikis Roundabout to Stabic Bank in Limbe.
  - Rehabilitation of existing roads and services roads.

- Replacement of traffic signal Intersections with roundabouts. Intersections (Mahatma Gandhi and Johnstone Intersections).
  - Improvement of existing 6 roundabouts (Larji Kurji, Clock Tower, Chichiri, Maselema, Yianikis and Illovo).
  - Improvement of drainage system along the roads. Masauko Chipembere Highway and Livingstone Road.
  - Improvement of existing bus stops and installation of new bus stops. (about 15 no.)
  - Installation of pedestrian walkway and cycle track.
  - Installation of side kerb stones.
  - Installation of Traffic Signs and road markings.
  - Installation of street lights.
  - Installation of pedestrian crossings (at schools, colleges, hospitals, and shopping centres)
  - Improvement and installation of pedestrian crossing signals.
- To appraise and evaluate the Technical and economical viability of the project.
  - To estimate the cost of the Project and prepare a schedule of Implementation.
  - To identify necessary works to be done by the Malawi (Blantyre City Assembly) prior to the commencement of the project, during and after the project.

These are as follows:-

- Land acquisition necessary for the improvement of the project.
- Ensure the safety of the consultants and contractors with the assistance of the Malawi Police Service if necessary (Equipment and Staff).
- Secure land for construction yard and to establish offices and Asphalt Plant.
- Relocation of existing utilities such telephone cables, water mains, electricity, sewers when and if necessary.
- Budget allocations for tax exemption of imported contraction materials.
- Assessment for and budget allocations for compensation of affected property.
- Take necessary activities to get environmental Impact Assessment Certificate done.
- Hold Stakeholders meetings to sensitise media, public institutions, people living along the main road, opinion leaders, public utilities, and road users.

## **2.0 Implementation Flow Chart**

- The likely flow of works is as follows:-
  - 2.1 Applications done through request written in 2001
  - 2.2 Preliminary study done in June and July 2006.
  - 2.3 Basic Designs Study done in November and December 2006.
  - 2.4 Draft Final Report to be done in April 2007.
  - 2.5 Appraisal and Approval by the Japanese Government, may be done by end of May 2007

- 2.6 Detailed Designs to be done by October 2007.
- 2.7 Tender/contract signing by December 2007.
- 2.8 Construction to be started by January 2008.
- 2.9 Construction period of between one (1) year and two (2) years.

***END OF MEETING***

MALAWI GOVERNMENT



NCE No 28

EIA CERTIFICATE No. 28.5.1

ENVIRONMENT MANAGEMENT ACT  
(No. 23 OF 1996)

CERTIFICATE OF APPROVAL  
OF A PROJECT

IN TERMS of section 26(3) of the Environment Management Act,

I, **RAPHAEL PETER KABWAZA**

Director of Environmental Affairs, hereby certify that

**MASAUKO CHIPEMBERE HIGHWAY AND LIVINGSTONE ROAD PROJECT**

Has been approved by the Minister under the Environment Management Act.

Dated this 9th day of May 2007



DIRECTOR OF ENVIRONMENTAL AFFAIRS



MALAWI GOVERNMENT



NCE No 28

EIA CERTIFICATE No. 28.5.1

ENVIRONMENT MANAGEMENT ACT  
(No. 23 OF 1996)

NOTICE OF APPROVAL TO  
PROCEED WITH PROJECT

RE: BLANTYRE CITY ASSEMBLY,  
PRIVATE BAG 67, BLANTYRE, MALAWI

WHEREAS the Minister has in terms of section 24 (1) of the Environment Management Act specified by notice published in the Gazette, that is, Government Notice No. 58 of 1997, types and sizes of projects which shall not be implemented unless an environmental impact assessment is carried out.

WHEREAS MASAUKO CHIPEMBERE HIGHWAY AND LIVINGSTONE ROAD PROJECT is, pursuant to said Government Notice, of a type and/or size requiring environmental impact assessment prior to implementation;

WHEREAS BLANTYRE CITY ASSEMBLY has conducted an environmental impact assessment of the project and has submitted to the Director of Environmental Affairs, in respect of such assessment, Environmental Impact Assessment Report; and

WHEREAS section 26 (1) (d) of the Environment Management Act provides that the Director of Environmental Affairs may recommend to the Minister approval of a project for which an environmental impact assessment has been carried out, subject to such conditions as of approval as he may deem appropriate.

NOW, THEREFORE TAKE NOTICE THAT MASAUKO CHIPEMBERE HIGHWAY AND LIVINGSTONE ROAD PROJECT

Has been approved to proceed subject to the terms and conditions overleaf.

Recommended: [Signature] Director of Environmental Affairs

09-05-2007  
Date

Concurred: [Signature] Chair, National Council for the Environment

11-05-2007  
Date

Approved: [Signature] Minister Responsible for Environmental Affairs

09-05-07  
Date

Attachments (where appropriate)

This certificate is issued on condition that **BLANTYRE CITY ASSEMBLY** shall:

- a) Report regularly on the mitigation measures outlined in EIA report.
- B) Fully implement the Environmental Management Plan (EMP) and recommendations in the approved EIA report.



Telephone: 01 771 111  
Telefax No.: 01 773 379  
Our Reference No.: EAD/99/07/05  
Your Reference No.....



ENVIRONMENTAL AFFAIRS DEPARTMENT  
LINGADZI HOUSE  
CITY CENTRE  
PRIVATE BAG 394  
LILONGWE 3  
MALAWI

Communications should be addressed to:  
The Director of Environmental Affairs

7<sup>th</sup> May 2007

The Chief Executive  
Blantyre City Assembly  
P/Bag 67  
Blantyre

Dear Sir,

**REVIEW OF ENVIRONMENTAL IMPACT ASSESSMENT (EIA) REPORT FOR  
MASAUKO CHIPEMBERE HIGHWAY AND LIVINGSTONE ROAD  
IMPROVEMENT PROJECT**

Following the meeting of the National Council for the Environment (NCE) held on 4<sup>th</sup> May 2007, we are pleased to inform you that your EIA Report for the above-captioned project was approved on condition that you will comply with mitigation measures outlined in the Environmental Management Plan (EMP).

An EIA Certificate is being prepared and you will be informed when it is ready. Meanwhile please find attached an invoice of MK3, 000,000 being payment for EIA fees.

The certificate can only be issued upon payment of the said fees. Please note that it is illegal to start implementing a prescribed project without an EIA certificate.

We look forward to your continued cooperation.

Yours faithfully,

  
Dr. A.M. Kamperewera

For :DIRECTOR OF ENVIRONMENTAL AFFAIRS

cc : Secretary for Energy, Mines and Natural Resource, P/Bag 350,  
Lilongwe 3  
: The Chairman, National Council for the Environment

## **6. Other relevant Data**

- 1) Bench Mark data of the Topographic Survey
- 2) Result of the Soil Investigation
- 3) Temperature, Precipitation, Wind Velocity
- 4) Calculation of the Pavement design
- 5) Result of the Traffic Survey
- 6) Result of the Axle Load Survey

1) Bench mark data of the Topographic survey

Table- Coordinate and Level

	Y Coordinate	X Coordinate	Elevation
BRM 97	20,727.160	49,964.630	1,167.710
BRM 98	20,705.940	50,073.570	1,166.730
BRM 233	20,737.560	51,320.510	1,150.500
BRM 236	20,360.800	51,758.130	1,161.880
BRM 239	19,980.810	52,109.730	1,140.110
BRM 240	19,794.050	52,148.340	1,141.840
BRM 241	19,624.030	52,253.560	1,143.600
BRM 334	18,235.060	52,273.960	1,111.010
BRM 335	18,392.100	52,214.290	1,121.960
BRM 336	18,527.810	52,120.940	1,129.740
BRM 337	18,705.890	52,020.690	1,138.790
BRM 338	18,895.370	52,005.610	1,143.310
BRM 339	19,093.290	52,009.900	1,144.630
BRM 341	19,439.000	52,180.920	1,139.410
BRM 342	17,868.420	52,334.450	1,095.440
BRM 343	17,657.950	52,381.640	1,097.030
BRM 397A	15,682.440	53,833.890	1,033.130
BRM 398	15,719.960	53,638.940	1,035.890
BRM 399	15,799.090	53,422.390	1,044.450
BRM 402	16,070.900	52,915.560	1,069.900
BRM 403	16,168.100	52,790.650	1,065.490
BRM 404	16,262.790	52,680.670	1,068.610

## 2) Results of the Soil Investigation

Section	Pit No.	Chainage	Depth (m)	Type of Soil	Liquid Limit (%)	Plastic Index (%)	Maximum Dry Density	Optimum Moisture Content (%)	Natural Water Content (%)	CBR Value %	Specific Gravity	Reference
Section-1 (Larjikulji RA )	1-1	0+50	—	—	—	—	—	—	—	—	—	レンガ交じり土砂
	2-1	3+50	0.38-1.0	Fine Grained Soil	51	26	1810	13.0	20.8	8	2.59	
	2-2	8+50	0.43-1.0	Sand	N	P	2050	9.2	7.7	17	2.65	
Section-2 (Clock Tower RA ~ Chichiri RA)	2-3	13+50	0.32-1.0	Fine Grained Soil	43	20	1752	18.5	24.2	9	2.65	
	2-4	18+50	0.34-1.0	Fine Grained Soil	23	9	2002	12.5	14.8	4	2.73	
	2-5	23+50	0.12-1.0	Fine Grained Soil	49	17	1590	21.7	16.5	14	2.4	
	2-6	28+50	0.36-1.0	Fine Grained Soil	54	30	1750	18.0	20.6	14	2.5	
	2-7	33+50	0.66-1.0	Sand	N	P	2040	9.4	13.7	10	2.64	
Section-3 (Chichi RA ~ Yamanakis RA)	3-1	36+00	0.29-1.0	Sand	35	18	1800	14.5	16.8	5	2.45	
	3-2	41+00	0.39-1.0	Fine Grained Soil	N	P	1822	13.5	20.5	7	2.55	
	3-3	46+00	0.31-1.0	Fine Grained Soil	50	27	1707	16.5	20.9	4	2.42	
	3-4	51+00	0.41-1.0	Fine Grained Soil	23	9	2035	9.6	11.0	5	2.66	

	3-5	56+00	0.37-1.0	Soil Gravel	N	P	1955	9.4	26.6	20	2.64
	3-6	61+00	0.40-1.0	Fine Grained Soil	36	19	1912	14.0	12.9	6	2.71
Section-4 (Yaianakis RA ~ Stambic IC)	4-1	63+00	0.80-1.0	Gravel	N	P	2072	10.0	17.6	21	2.59
	4-2	68+00	0.30-1.0	Fine Grained Soil	41	21	1708	18.0	10.9	18	2.48
Livingstone Avenue	5-1	72+00	0.80-1.0	Gravel	N	P	2072	10.0	17.6	21	2.59
	5-2	77+00	0.30-1.0	Fine Grained Soil	41	21	1708	18.0	10.9	18	2.48
Chileka Borrow Pit	6-1	—	0.30-1.50	Sand/Gravel	48	18	1960	12.7	—	25	—
											Inflation ratio 0.5

### 3) Temperature, Precipitation, Wind Velocity

#### Average Lowest temperature (°C)

YEAR	JAN	FEB	MAR	APR	MAY	JUN	JUL	AUG	SEP	OCT	NOV	DEC	MEAN
1995	19.4	18.0	16.9	16.0	14.5	11.6	12.0	13.0	15.4	18.8	19.7	18.1	16.1
1996	19.6	18.4	17.1	15.4	14.0	11.5	10.9	13.1	14.8	17.1	19.7	17.2	15.7
1997	18.1	17.0	18.1	13.0	14.3	11.0	10.5	13.0	15.2	17.0	19.0	17.5	15.3
1998	19.5	18.0	18.8	16.1	14.4	11.8	11.7	13.1	15.3	17.6	19.1	18.3	16.1
1999	18.0	17.7	17.2	16.4	13.8	12.4	12.2	13.3	14.7	15.5	18.0	17.3	15.5
2000	18.4	18.2	17.9	16.2	14.1	13.1	11.2	12.0	15.8	16.7	18.1	18.3	15.8
2001	17.9	18.2	17.9	15.0	13.8	11.8	11.6	13.7	15.8	16.0	19.1	19.2	15.8
2002	17.8	17.1	17.4	16.0	14.0	12.3	13.6	13.9	15.2	17.0	16.8	18.0	15.8
2003	18.5	18.4	17.0	15.4	14.9	12.6	11.4	12.7	15.2	17.3	18.9	19.9	16.0
2004	19.3	17.8	18.1	17.1	14.5	10.5	10.0	14.5	15.6	18.2	17.5	18.7	16.0
2005	18.7	18.4	18.0	15.9	14.0	17.6	12.5	14.8	15.0	17.4	19.2	19.5	16.7
2006	19.2	18.7	18.9	16.4	14.7	12.7	12.7	14.1	15.6	17.8			16.1
Average	18.7	18.0	17.8	15.8	14.2	12.4	11.7	13.4	15.3	17.2	18.6	18.4	15.9

**Average Highest Temperature (°C)**

YEAR	JAN	FEB	MAR	APR	MAY	JUN	JUL	AUG	SEP	OCT	NOV	DEC	MEAN
1995	26.3	26.7	27.2	26.9	24.4	21.4	21.9	22.6	27.3	30.6	28.3	25.3	25.7
1996	26.4	25.7	24.6	24.2	26.0	25.2	24.2	27.4	32.0	28.9	31.4	26.2	26.9
1997	25.5	23.7	26.6	24.9	25.4	26.9	23.7	27.6	29.2	26.2	30.3	25.8	26.3
1998	26.7	26.4	27.5	25.7	25.4	22.9	21.6	22.5	26.4	28.9	28.5	26.5	25.8
1999	25.1	25.1	25.5	23.6	23.7	22.1	20.9	23.0	25.6	26.2	27.5	26.6	24.6
2000	26.4	27.0	26.8	24.1	23.1	22.3	21.0	23.5	27.0	28.3	26.0	25.4	25.1
2001	25.0	25.5	26.2	24.4	23.3	21.9	21.4	24.5	27.2	26.6	29.4	27.4	25.2
2002	25.9	25.8	26.7	24.6	23.3	20.9	24.2	23.9	25.8	28.0	27.5	26.5	25.3
2003	25.5	26.5	25.1	24.9	24.5	20.9	19.8	23.5	26.6	28.9	29.4	28.4	25.3
2004	28.8	26.0	26.8	25.2	21.7	20.0	19.5	24.8	26.2	29.1	27.2	26.6	25.2
2005	27.3	27.4	28.3	26.4	24.9	23.5	22.1	26.1	27.1	29.4	30.3	28.3	26.8
2006	27.7	27.1	26.7	24.6	24.8	22.0	22.3	25.7	25.8	29.7			25.6
Average	26.4	26.1	26.5	25.0	24.2	22.5	21.9	24.6	27.2	28.4	28.7	26.6	25.6

**Rainfall (mm)**

SEASON	JUL	AUG	SEP	OCT	NOV	DEC	JAN	FEB	MAR	APR	MAY	JUN	TOTAL
1995/96	7.9	0.0	0.0	0.0	184.6	421.0	211.7	269.2	126.2	32.8	8.9	0.0	1262.3
1996/97	3.9	0.0	0.0	0.0	33.7	314.0	432.0	489.6	158.0	51.0	12.5	7.2	1501.9
1997/98	4.1	2.0	5.1	35.1	76.5	287.6	266.1	168.2	159.0	25.5	0.3	4.7	1034.2
1998/99	5.2	7.3	0.0	12.5	109.4	215.8	384.6	305.7	263.1	93.5	0.1	18.6	1415.8
1999/00	7.1	0.0	0.4	81.3	92.1	92.8	312.2	339.6	127.3	32.1	22.4	0.0	1107.3
2000/01	0.0	0.0	0.2	35.3	153.1	173.3	175.6	390.1	261.6	48.0	17.5	2.2	1256.9
2001/02	3.9	4.0	15.9	23.0	90.6	247.4	257.2	199.4	128.1	137.1	8.0	15.5	1130.1
2002/03	1.1	15.3	16.4	32.2	27.9	297.1	247.9	301.5	217.0	6.9	11.2	7.2	1181.7
2003/04	15.1	4.0	3.8	0.2	23.5	82.1	246.7	184.7	171.5	120.3	0.0	0.0	851.9
2004/05	0.0	4.4	4.1	60.4	171.5	286.1	215.6	103.8	6.2	15.5	0.0	3.4	871.0
2005/06	11.8	0.0	29.7	0.0	81.9	261.6	300.4	289.4	249.3	83.7	2.8	5.7	1316.3
Average	5	3	7	25	95	244	277	276	170	59	8	6	1,175



**Rainfall days of each month**

SEASON	JUL	AUG	SEP	OCT	NOV	DEC	JAN	FEB	MAR	APR	MAY	JUN	TOTAL	Dry days
1995/96	3	0	0	0	9	18	16	20	13	2	5	0	86	280
1996/97	0	0	0	2	4	15	26	18	15	8	0	0	88	277
1997/98	9	1	2	4	9	19	22	7	18	5	0	1	97	268
1998/99	5	4	0	4	9	17	27	17	20	14	3	0	120	245
1999/00	4	0	1	3	12	9	17	14	15	7	3	3	88	278
2000/01	0	0	0	3	15	15	17	22	18	7	5	2	104	261
2001/02	3	4	1	1	8	16	15	10	16	7	4	4	89	276
2002/03	2	6	4	4	4	15	20	17	17	6	4	4	103	262
2003/04	8	2	1	0	4	9	20	12	9	11	11	0	87	279
2004/05	0	2	0	0	4	16	19	11	4	4	0	1	61	304
2005/06	3	0	2	0	11	22	21	20	23	12	2	2	118	247
Average	3	2	1	2	8	16	20	15	15	8	3	2	95	270

**Maximum rainfall data of the year (mm)**

YEAR	Rainfall (mm)	Date
1995	59.2	27-Dec
1996	65.7	25-Feb
1997	123.7	8-Feb
1998	72.1	2-Feb
1999	126.0	6-Mar
2000	86.0	2-Feb
2001	95.0	17-Feb
2002	112.0	14-Mar
2003	56.0	4-Feb
2004	83.0	24-Dec
2005	47.5	20-Jan

**Average wind velocity (m/s)**

YEAR	JAN	FEB	MAR	APR	MAY	JUN	JUL	AUG	SEP	OCT	NOV	DEC	MEAN
1995	2.0	1.3	1.7	2.0	2.4	2.5	2.7	2.5	3.4	3.1	3.2	2.5	2.4
1996							3.6	0.7	0.1			2.0	1.6
1997	1.8	1.4	1.3	1.0	1.5	1.6	2.0	1.7	2.3	2.1	2.0	2.5	1.8
1998	1.6	1.3	1.3	1.9	1.6	1.7	2.1	1.5	2.5	2.8	1.1	1.1	1.7
1999	2.1	1.0	2.0	1.4	2.2	1.8	2.5	2.4	2.9	2.2	2.9	2.3	2.1
2000	1.5	1.5	1.2	1.7	1.8	2.1	2.0	2.2	1.9	2.4	1.5	1.0	1.7
2001	2.1	0.9	0.7	1.3	1.8	1.9	1.9	1.8	1.9	2.3	2.1	1.4	1.7
2002	1.9	1.0	0.9	1.4	1.6	1.5	1.4	1.9	2.0	2.2	2.4	1.7	1.7
2003	1.5	0.7	0.8	1.3	1.6	1.4	2.0	1.8	2.1	2.0	2.2	1.8	1.6
2004	1.6	1.1	1.0	1.0	1.5	1.3	1.5	1.7	0.9	1.0	0.8	0.7	1.2
2005	0.7	0.9	1.0	1.1	1.0	1.0	1.2	0.9	1.2	1.2	1.0	0.9	1.0
006	0.5	1.4	0.7	1.0									1.7

**4) Calculation of the Pavement Design**

Construction (SATCC Standards)

	Section-1			Section-2			Section-3			Section-4			Livingstone-1			Livingstone-2		
	Passenger Car / Mini Bus	Biaxial Truck	Trailer	Passenger Car / Mini Bus	Biaxial Truck	Trailer	Passenger Car / Mini Bus	Biaxial Truck	Trailer	Passenger Car / Mini Bus	Biaxial Truck	Trailer	Passenger Car / Mini Bus	Biaxial Truck	Trailer	Passenger Car / Mini Bus	Biaxial Truck	Trailer
24-hour Traffic Volume/Direction	12,220	213	491	7,840	178	299	7,695	197	572	7,023	158	427	3,595	174	131	4,200	169	91
Cumulative Total of Traffic Volume in Design Period	207,899,119	3,630,130	8,356,147	133,378,723	3,025,108	5,091,314	130,912,975	3,344,742	9,737,423	119,486,057	2,694,058	7,271,675	61,166,334	2,968,030	2,220,834	71,461,041	2,876,706	1,552,508
Average Axle Load (kg)	1,500	6,500	8,200	1,500	6,500	8,200	1,500	6,500	8,200	1,500	6,500	8,200	1,500	6,500	8,200	1,500	6,500	8,200
Correction Factor	0.00	0.56	0.95	0.00	0.56	0.95	0.00	0.56	0.95	0.00	0.56	0.95	0.00	0.56	0.95	0.00	0.56	0.95
ESA by Car Model	0	2,032,873	7,938,340	0	1,694,060	4,836,748	0	1,873,056	9,250,552	0	1,508,673	6,908,091	0	1,662,097	2,109,792	0	1,610,956	1,474,883
Total ESA	9,971,213			6,530,809			11,123,607			8,416,764			3,771,889			3,085,838		
Design ESA	7,976,970			5,224,647			8,898,886			8,416,764			3,771,889			3,085,838		
Traffic Volume Class	T6			T5			T6			T6			T5			T5		
Design CBR	6.5			6.5			4.3			17.3			17.3			17.3		
Roadbed Class	S3			S3			S2			S5			S5			S5		
Pavement Structure	As	50		As	50		As	50		As	50		As	50		As	50	
	C2	200		C2	175		C2	200		C2	150		C2	150		C2	150	
	C1	200		C1	200		C1	225		C1	200		C1	175		C1	175	
	CRR	150		CRR	125		CRR	250		CRR	0		CRR	0		CRR	0	
[Reference] Ta (mm)	Material	Conversion Factor	Ta Value	Material	Conversion Factor	Ta Value	Material	Conversion Factor	Ta Value	Material	Conversion Factor	Ta Value	Material	Conversion Factor	Ta Value	Material	Conversion Factor	Ta Value
	As	1	50.00	As	1	50.00	As	1	50.00	As	1	50.00	As	1	50.00	As	1	50.00
	C2	0.5	100.00	C2	0.5	87.50	C2	0.5	100.00	C2	0.5	75.00	C2	0.5	75.00	C2	0.5	75.00
	C1	0.375	75.00	C1	0.375	75.00	C1	0.375	84.38	C1	0.375	75.00	C1	0.375	65.63	C1	0.375	65.63
	CRR	0.25	37.50	CRR	0.25	31.25	CRR	0.25	62.50	CRR	0.25	0.00	CRR	0.25	0.00	CRR	0.25	0.00
	Total		263	Total		244	Total		297	Total		200	Total		191	Total		191
			270			250			300			200			200			200

Ratio between Heavy Directio 1.22  
Design Time 0.55  
15 Years

Repair (Tanzanian Standards)

	Section-1			Section-2			Section-3			Section-4			Livingstone-1			Livingstone-2		
	Passenger Car / Mini Bus	Biaxial Truck	Trailer (6-wheel)	Passenger Car / Mini Bus	Biaxial Truck	Trailer	Passenger Car / Mini Bus	Biaxial Truck	Trailer	Passenger Car / Mini Bus	Biaxial Truck	Trailer	Passenger Car / Mini Bus	Biaxial Truck	Trailer	Passenger Car / Mini Bus	Biaxial Truck	Trailer
24-hour Traffic Volume/Direction	12,220	213	491	7,840	178	299	7,695	197	572	7,023	158	427	3,595	174	131	4,200	169	91
Cumulative Total of Traffic Volume in Design Period	207,899,119	3,630,130	8,356,147	133,378,723	3,025,108	5,091,314	130,912,975	3,344,742	9,737,423	119,486,057	2,694,058	7,271,675	61,166,334	2,968,030	2,220,834	71,461,041	2,876,706	1,552,508
Average Axle Load	1,500	6,500	8,200	1,500	6,500	8,200	1,500	6,500	8,200	1,500	6,500	8,200	1,500	6,500	8,200	1,500	6,500	8,200
Correction Factor	0.00	0.56	0.95	0.00	0.56	0.95	0.00	0.56	0.95	0.00	0.56	0.95	0.00	0.56	0.95	0.00	0.56	0.95
ESA by Car Model	0	2,032,873	7,938,340	0	1,694,060	4,836,748	0	1,873,056	9,250,552	0	1,508,673	6,908,091	0	1,662,097	2,109,792	0	1,610,956	1,474,883
Total ESA	9,971,213			6,530,809			11,123,607			8,416,764			3,771,889			3,085,838		
Design ESA	7,976,970			5,224,647			8,898,886			8,416,764			3,771,889			3,085,838		
Traffic Volume Class	TLC10			TLC10			TLC10			TLC10			TLC3			TLC3		
Roadbed Class	6.5			6.5			4.3			17.3			17.3			17.3		
Required SN	3.5			3.4			4.0			2.8			2.2			2.2		
Existing SN	0.28			2			2.44			0.28			0.65			0.65		
Difference SN (= Required SN - Existing SN)	3.2			1.4			1.6			2.5			1.6			1.6		
Pavement Structure	As	100		As	100		As	100		As	50		As	50		As	50	
	C2	250		C2	0		C2	0		C2	250		CCR	150		CCR	150	
[Reference] Ta (mm)	Material	Conversion Factor	Ta Value	Material	Conversion Factor	Ta Value	Material	Conversion Factor	Ta Value	Material	Conversion Factor	Ta Value	Material	Conversion Factor	Ta Value	Material	Conversion Factor	Ta Value
	As	1	100.00	As	1	100.00	As	1	100.00	As	1	50.00	As	1	50.00	As	1	50.00
	C2	0.5	125.00	C2	0.5	0.00	C2	0.5	0.00	C2	0.5	125.00	CCR	0.375	56.25	CCR	0.375	56.25
	Total		225	Total		100	Total		100	Total		175	Total		106	Total		106
			230			100			100			180			110			110

Ratio between Heavy Directio 1.22  
Design Time 0.55  
15 Years

AS

**5) Traffic Survey Data**

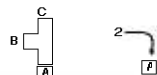
# [Dalton IC]

Name of Intersection/f Dalton IC  
 Inflow lane No. A (From Illovo RA)  
 Weather Sunny-Storm-Cloudy  
 Date 5-Dec-06



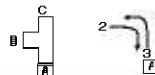
	Passenger car			Minibus			Truck (2 axes)			Trail and Lorry			Other			SUB TOTAL				TOTAL					
	3	4	-	3	4	-	3	4	-	3	4	-	3	4	-	3	4	-	-						
6:00 to 7:00	37	165	0	0	74	18	0	0	7	8	0	0	0	3	0	0	0	2	0	0	118	196	0	0	314
7:00 to 8:00	76	269	0	0	106	11	0	0	13	3	0	0	0	7	0	0	2	1	0	0	197	291	0	0	488
8:00 to 9:00	90	227	0	0	149	3	0	0	7	12	0	0	1	8	0	0	1	1	0	0	248	251	0	0	499
9:00 to 10:00	60	178	0	0	122	4	0	0	5	18	0	0	0	5	0	0	0	1	0	0	187	206	0	0	393
10:00 to 11:00	116	160	0	0	75	2	0	0	43	10	0	0	6	12	0	0	4	1	0	0	244	165	0	0	429
11:00 to 12:00	95	185	0	0	135	4	0	0	5	8	0	0	0	5	0	0	0	2	0	0	235	204	0	0	439
12:00 to 13:00	130	188	0	0	134	3	0	0	9	10	0	0	5	12	0	0	0	0	0	0	278	213	0	0	491
13:00 to 14:00	99	224	0	1	84	4	0	0	1	11	0	0	4	4	0	0	0	1	0	0	188	243	1	1	433
14:00 to 15:00	128	196	0	0	138	2	0	0	1	4	0	0	0	5	0	0	0	0	0	0	267	208	0	0	476
15:00 to 16:00	136	180	0	0	91	1	0	0	1	13	0	0	0	3	1	0	0	0	0	0	228	197	1	0	426
16:00 to 17:00	95	100	0	0	56	0	2	0	1	1	0	0	0	6	0	0	0	0	0	0	152	107	2	0	261
17:00 to 18:00	108	131	0	0	99	0	0	0	0	1	0	0	0	1	0	0	0	1	0	0	202	134	0	0	336
<b>TOTAL</b>	<b>1,165</b>	<b>2,205</b>	<b>0</b>	<b>1</b>	<b>1,263</b>	<b>52</b>	<b>2</b>	<b>0</b>	<b>93</b>	<b>99</b>	<b>0</b>	<b>0</b>	<b>16</b>	<b>71</b>	<b>1</b>	<b>0</b>	<b>7</b>	<b>9</b>	<b>1</b>	<b>0</b>	<b>2,544</b>	<b>2,436</b>	<b>4</b>	<b>1</b>	<b>4,985</b>

Name of Intersection/RA Dalton IC  
 Outflow lane No. A (to Illovo RA)  
 Weather Sunny-Storm-Cloudy  
 Date 5-Dec-06

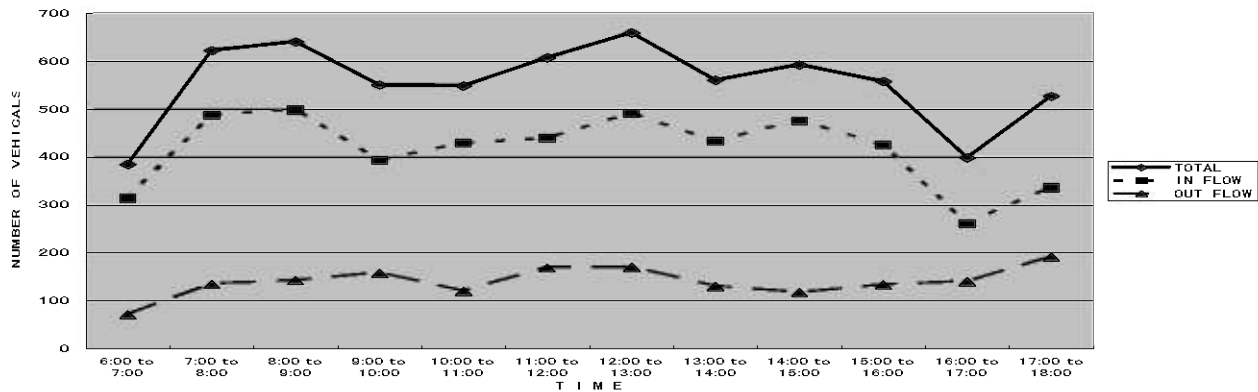


	Passenger car			Minibus			Truck (2 axes)			Trail and Lorry			Other			SUB TOTAL				TOTAL						
	-	-	2	-	-	2	-	-	2	-	-	2	-	-	2	-	-	2	-							
6:00 to 7:00	0	0	30	0	0	0	37	0	0	0	4	0	0	0	0	0	0	0	0	0	0	0	0	71	0	71
7:00 to 8:00	0	0	82	0	0	0	45	0	0	0	5	0	0	0	3	0	0	0	0	0	0	0	0	135	0	135
8:00 to 9:00	0	0	65	0	0	0	55	0	0	0	18	0	0	0	4	0	0	0	0	0	0	0	0	142	0	142
9:00 to 10:00	0	0	84	0	0	0	70	0	0	0	4	0	0	0	0	0	0	0	0	0	0	0	0	158	0	158
10:00 to 11:00	0	0	59	0	0	0	54	0	0	0	3	0	0	0	4	0	0	0	0	0	0	0	0	120	0	120
11:00 to 12:00	0	0	78	0	0	0	89	0	0	0	2	0	0	0	0	0	0	0	0	0	0	0	0	169	0	169
12:00 to 13:00	0	0	96	0	0	0	62	0	0	0	5	0	0	0	6	0	1	0	0	0	1	0	169	0	170	
13:00 to 14:00	0	0	74	0	0	0	50	0	0	0	2	0	0	0	4	0	0	0	0	0	0	0	0	130	0	130
14:00 to 15:00	0	0	43	0	0	0	68	0	0	0	4	0	0	0	2	0	0	0	0	0	0	0	0	117	0	117
15:00 to 16:00	0	0	73	0	0	0	53	0	0	0	6	0	0	0	1	0	0	0	0	0	0	0	0	133	0	133
16:00 to 17:00	0	0	84	0	0	0	54	0	0	0	2	0	0	0	0	0	0	0	0	0	0	0	0	140	0	140
17:00 to 18:00	0	0	125	0	0	0	61	0	0	0	3	0	0	0	2	0	0	0	0	0	0	0	0	191	0	191
<b>TOTAL</b>	<b>0</b>	<b>0</b>	<b>893</b>	<b>0</b>	<b>0</b>	<b>0</b>	<b>696</b>	<b>0</b>	<b>0</b>	<b>0</b>	<b>58</b>	<b>0</b>	<b>0</b>	<b>0</b>	<b>26</b>	<b>0</b>	<b>1</b>	<b>0</b>	<b>0</b>	<b>0</b>	<b>1</b>	<b>0</b>	<b>1,675</b>	<b>0</b>	<b>1,675</b>	

Name of Intersection/f Dalton IC  
 Outflow lane No. A (to Illovo RA)  
 Weather Sunny-Storm-Cloudy  
 Date 5-Dec-06

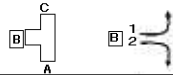


	Passenger car			Minibus			Truck (2 axes)			Trail and Lorry			Other			SUB TOTAL				TOTAL					
	3	4	2	3	4	2	3	4	2	3	4	2	3	4	2	3	4	2	-						
6:00 to 7:00	37	165	30	0	74	18	37	0	7	8	4	0	0	3	0	0	0	2	0	0	118	196	71	0	385
7:00 to 8:00	76	269	82	0	106	11	45	0	13	3	5	0	0	7	3	0	2	1	0	0	197	291	135	0	623
8:00 to 9:00	90	227	65	0	149	3	55	0	7	12	18	0	1	8	4	0	1	1	0	0	248	251	142	0	641
9:00 to 10:00	60	178	84	0	122	4	70	0	5	18	4	0	0	5	0	0	0	1	0	0	187	206	158	0	551
10:00 to 11:00	116	160	59	0	75	2	54	0	43	10	3	0	6	12	4	0	4	1	0	0	244	165	120	0	529
11:00 to 12:00	95	185	78	0	135	4	89	0	5	8	2	0	0	5	0	0	0	2	0	0	235	204	169	0	608
12:00 to 13:00	130	188	96	0	134	3	62	0	9	10	5	0	5	12	6	0	0	0	0	0	278	213	169	0	660
13:00 to 14:00	99	224	74	0	84	4	50	0	1	11	2	0	4	4	4	0	0	0	0	0	188	243	130	0	561
14:00 to 15:00	128	196	43	0	138	2	68	0	1	4	4	0	0	5	2	0	0	0	0	0	267	208	117	0	592
15:00 to 16:00	136	180	73	0	91	1	53	0	1	13	6	0	0	3	1	0	0	0	0	0	228	197	133	0	558
16:00 to 17:00	95	100	84	0	56	0	54	0	1	1	2	0	0	6	0	0	0	0	0	0	152	107	140	0	399
17:00 to 18:00	108	131	125	0	99	0	61	0	0	1	3	0	0	1	2	0	0	1	0	0	202	134	191	0	527
<b>TOTAL</b>	<b>1,165</b>	<b>2,205</b>	<b>893</b>	<b>0</b>	<b>1,263</b>	<b>52</b>	<b>696</b>	<b>0</b>	<b>93</b>	<b>99</b>	<b>58</b>	<b>0</b>	<b>16</b>	<b>71</b>	<b>26</b>	<b>0</b>	<b>7</b>	<b>9</b>	<b>0</b>	<b>0</b>	<b>2,544</b>	<b>2,436</b>	<b>1,675</b>	<b>0</b>	<b>6,655</b>



# [Dalton IC]

Name of Intersection/f Dalton IC  
 Inflow lane No. B (From Dalton RD)  
 Weather Sunny-Storm-Cloudy  
 Date 5-Dec-06



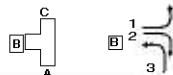
	Passenger car			Minibus			Truck (2 axes)			Trail and Lorry			Other			SUB TOTAL			TOTAL
	1	2	-	1	2	-	1	2	-	1	2	-	1	2	-	1	2	-	
6:00 to 7:00	20	0	30	0	0	37	0	1	0	4	0	0	0	0	0	21	0	71	92
7:00 to 8:00	55	0	82	0	7	45	0	3	0	5	0	0	3	0	1	66	0	135	201
8:00 to 9:00	53	0	65	0	0	55	0	4	0	18	0	2	0	4	0	59	0	142	201
9:00 to 10:00	65	0	84	0	5	70	0	6	0	4	0	6	0	0	0	82	0	158	240
10:00 to 11:00	61	0	59	0	0	54	0	7	0	3	0	0	4	0	0	68	0	120	188
11:00 to 12:00	61	0	78	0	5	89	0	6	0	2	0	1	0	0	0	73	0	169	242
12:00 to 13:00	59	0	96	0	1	62	0	4	0	5	0	1	0	6	0	66	0	169	235
13:00 to 14:00	47	0	74	0	3	50	0	5	0	2	0	4	0	4	0	59	0	130	189
14:00 to 15:00	59	0	43	0	7	66	0	17	0	4	0	4	0	2	0	87	0	117	204
15:00 to 16:00	69	0	73	0	0	53	0	1	0	6	0	0	1	0	0	70	0	133	203
16:00 to 17:00	62	0	84	0	2	54	0	7	0	2	0	4	0	0	0	75	0	140	215
17:00 to 18:00	60	0	125	0	2	61	0	0	0	3	0	1	0	2	0	63	0	191	254
<b>TOTAL</b>	<b>671</b>	<b>0</b>	<b>893</b>	<b>0</b>	<b>32</b>	<b>699</b>	<b>0</b>	<b>61</b>	<b>0</b>	<b>58</b>	<b>0</b>	<b>23</b>	<b>0</b>	<b>26</b>	<b>0</b>	<b>789</b>	<b>0</b>	<b>1,675</b>	<b>2,464</b>

Name of Intersection/f Dalton IC  
 outflow lane No. B (To Dalton RD)  
 Weather Sunny-Storm-Cloudy  
 Date 5-Dec-06

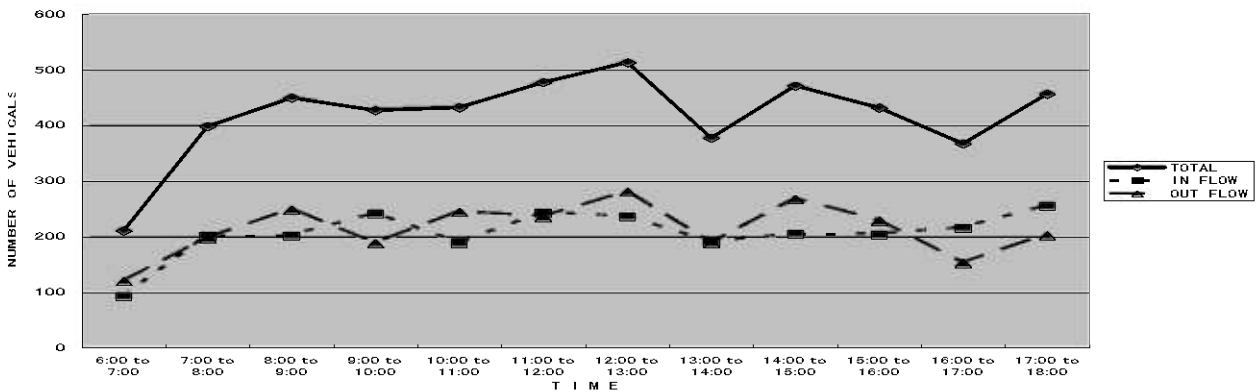


	Passenger car			Minibus			Truck (2 axes)			Trail and Lorry			Other			SUB TOTAL			TOTAL
	3	-	-	3	-	-	3	-	-	3	-	-	3	-	-	3	-	-	
6:00 to 7:00	37	0	0	0	74	0	0	0	7	2	0	0	0	0	0	118	2	0	120
7:00 to 8:00	76	0	0	0	106	0	0	0	13	0	0	0	0	0	2	197	0	0	197
8:00 to 9:00	90	0	0	0	149	0	0	0	7	0	0	0	1	0	0	248	0	0	248
9:00 to 10:00	60	0	0	0	122	0	0	0	5	0	0	0	0	0	0	187	0	0	187
10:00 to 11:00	116	0	0	0	75	0	0	0	43	0	0	0	6	0	0	244	0	0	244
11:00 to 12:00	85	0	0	0	135	0	0	0	5	0	0	0	0	0	0	235	0	0	235
12:00 to 13:00	130	0	0	0	134	2	0	0	9	0	0	0	5	0	0	278	2	0	280
13:00 to 14:00	99	0	0	0	84	0	0	0	1	0	0	0	4	0	0	188	0	0	188
14:00 to 15:00	128	0	0	0	138	0	0	0	1	0	0	0	0	0	0	267	0	0	267
15:00 to 16:00	136	0	0	0	91	0	0	0	1	0	0	0	0	0	0	228	0	0	228
16:00 to 17:00	95	0	0	0	56	0	0	0	1	0	0	0	0	0	0	152	0	0	152
17:00 to 18:00	109	0	0	0	99	0	0	0	0	0	0	0	0	0	0	202	0	0	202
<b>TOTAL</b>	<b>1,165</b>	<b>0</b>	<b>0</b>	<b>0</b>	<b>1,263</b>	<b>2</b>	<b>0</b>	<b>0</b>	<b>93</b>	<b>2</b>	<b>0</b>	<b>0</b>	<b>16</b>	<b>0</b>	<b>0</b>	<b>2,544</b>	<b>4</b>	<b>0</b>	<b>2,548</b>

Name of Intersection/f Dalton IC  
 Inflow lane No. B (From Dalton RD)  
 Weather Sunny-Storm-Cloudy  
 Date 5-Dec-06



	Passenger car			Minibus			Truck (2 axes)			Trail and Lorry			Other			SUB TOTAL			TOTAL					
	1	2	3	1	2	3	1	2	3	1	2	3	1	2	3	1	2	3						
6:00 to 7:00	20	0	30	37	0	0	37	74	1	0	4	7	0	0	0	0	0	0	21	0	71	118	210	
7:00 to 8:00	55	0	82	76	7	0	45	106	3	0	5	13	0	0	3	0	1	0	2	66	0	135	197	388
8:00 to 9:00	53	0	65	90	0	0	55	149	4	0	18	7	2	0	4	1	0	0	1	59	0	142	248	449
9:00 to 10:00	65	0	84	60	5	0	70	122	6	0	4	5	6	0	0	0	0	0	0	82	0	158	187	427
10:00 to 11:00	61	0	59	116	0	0	54	75	7	0	3	43	0	0	4	6	0	0	4	68	0	120	244	432
11:00 to 12:00	61	0	78	85	5	0	89	135	6	0	2	5	1	0	0	0	0	0	0	73	0	169	235	477
12:00 to 13:00	59	0	96	130	1	0	62	134	4	0	5	9	1	0	6	5	1	0	0	66	0	169	278	513
13:00 to 14:00	47	0	74	99	3	0	50	84	5	0	2	1	4	0	4	4	0	0	0	59	0	130	188	377
14:00 to 15:00	59	0	43	128	7	0	66	138	17	0	4	1	4	0	2	0	0	0	0	87	0	117	267	471
15:00 to 16:00	69	0	73	136	0	0	53	91	1	0	6	1	0	0	1	0	0	0	0	70	0	133	228	431
16:00 to 17:00	62	0	84	85	2	0	54	56	7	0	2	1	4	0	0	0	0	0	0	75	0	140	152	367
17:00 to 18:00	60	0	125	109	2	0	61	99	0	0	3	0	1	0	2	0	0	0	0	63	0	191	202	456
<b>TOTAL</b>	<b>671</b>	<b>0</b>	<b>893</b>	<b>1,165</b>	<b>32</b>	<b>0</b>	<b>699</b>	<b>1,263</b>	<b>61</b>	<b>0</b>	<b>58</b>	<b>93</b>	<b>23</b>	<b>0</b>	<b>26</b>	<b>16</b>	<b>2</b>	<b>0</b>	<b>0</b>	<b>789</b>	<b>0</b>	<b>1,675</b>	<b>2,544</b>	<b>5,009</b>

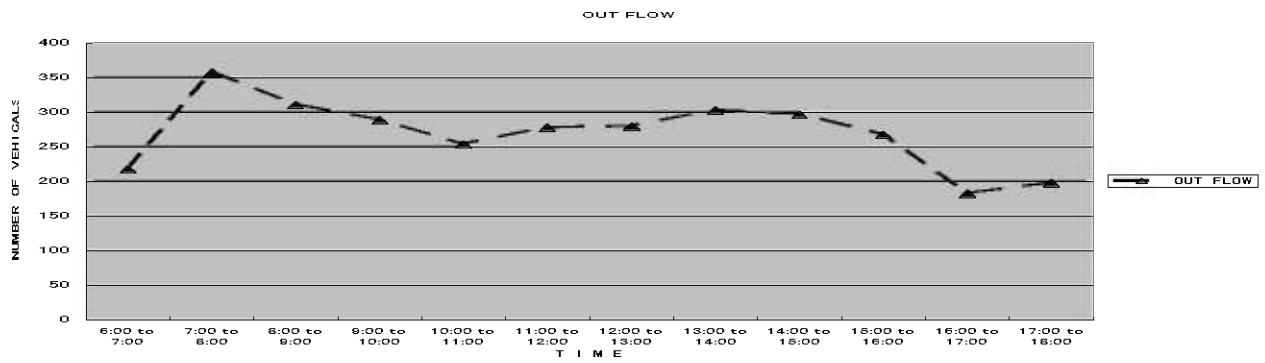


# 【Dalton IC】

Name of Intersection/Dalton IC  
 Outflow lane No. C (to Blantyre)  
 Weather Sunny-Storm-Cloudy  
 Date 6-Dec-06

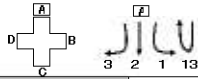


	Passenger car				Minibus				Truck (2 axes)				Trail and Lorry				Other				SUB TOTAL				TOTAL		
	1	4	-	-	1	4	-	-	1	4	-	-	1	4	-	-	1	4	-	-	1	4	-	-		1	4
6:00 to 7:00	20	165	0	0	0	18	0	0	1	8	0	0	0	3	0	0	0	2	0	0	21	196	0	0	217		
7:00 to 8:00	55	269	0	0	7	11	0	0	3	3	0	0	0	7	0	0	1	1	0	66	291	0	0	357			
8:00 to 9:00	53	227	0	0	0	3	0	0	4	12	0	0	2	8	0	0	0	1	0	59	251	0	0	310			
9:00 to 10:00	65	178	0	0	5	4	0	0	6	18	0	0	6	5	0	0	0	1	0	82	206	0	0	288			
10:00 to 11:00	61	160	0	0	0	2	0	0	7	10	0	0	0	12	0	0	0	1	0	68	185	0	0	253			
11:00 to 12:00	61	185	0	0	5	4	0	0	6	8	0	0	1	5	0	0	0	2	0	73	204	0	0	277			
12:00 to 13:00	59	188	0	0	1	3	0	0	4	10	0	0	1	12	0	0	1	0	0	66	213	0	0	279			
13:00 to 14:00	47	224	0	0	3	4	0	0	5	11	0	0	4	4	0	0	0	0	59	243	0	0	302				
14:00 to 15:00	59	196	0	0	7	2	0	0	17	4	0	0	4	5	0	0	0	0	87	209	0	0	296				
15:00 to 16:00	69	180	0	0	0	1	0	0	1	13	0	0	0	3	0	0	0	0	70	197	0	0	267				
16:00 to 17:00	62	100	0	0	2	0	0	0	7	1	0	0	4	6	0	0	0	0	75	107	0	0	182				
17:00 to 18:00	60	131	0	0	2	0	0	0	0	1	0	0	1	1	0	0	0	1	63	134	0	0	197				
TOTAL	671	2205	0	0	32	52	0	0	61	99	0	0	23	71	0	0	2	9	789	2436	0	0	3225				



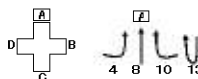
# Yianikis

Name of IC/RA: Yianikis  
 Inflow lane No.: A (From Hynde Rd)  
 Weather: Sunny-Storm-Cloudy  
 Date: 5-Dec-06



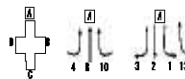
Time	Passenger car				Minibus				Truck (2 axes)				Trail and Lorry				Other				SUB TOTAL				TOTAL			
	1	2	3	13	1	2	3	13	1	2	3	13	1	2	3	13	1	2	3	13	1	2	3	13				
6:00 to 7:00	18	30	10	0	48	1	4	3	1	0	1	0	0	1	0	0	0	0	0	0	0	0	0	67	32	15	3	117
7:00 to 8:00	75	59	53	2	58	18	2	0	1	0	0	0	2	4	2	0	0	0	0	0	0	0	0	136	81	57	2	276
8:00 to 9:00	38	31	29	4	40	7	1	0	0	0	2	0	4	3	1	0	0	0	0	0	0	0	0	82	43	31	4	160
9:00 to 10:00	38	34	30	0	29	8	1	0	1	0	0	0	4	3	0	0	0	0	0	0	0	0	0	72	45	31	0	148
10:00 to 11:00	43	31	40	0	31	2	1	0	1	0	0	0	3	4	2	0	0	0	0	0	0	0	0	78	37	43	0	158
11:00 to 12:00	38	21	42	4	24	2	2	0	0	0	1	0	6	4	4	1	1	0	0	0	0	0	0	69	27	49	5	150
12:00 to 13:00	22	30	32	0	9	6	3	0	0	0	0	0	4	7	4	0	0	0	0	0	0	0	0	35	43	39	0	117
13:00 to 14:00	23	54	49	0	10	4	3	0	0	0	0	0	6	6	3	0	1	0	0	0	0	0	0	40	64	55	0	159
14:00 to 15:00	45	33	25	0	14	6	5	0	0	0	0	0	6	7	3	0	0	0	0	0	0	0	0	65	46	33	0	144
15:00 to 16:00	29	28	43	0	11	1	1	0	0	0	0	0	4	3	3	0	4	0	0	0	0	0	0	48	32	47	0	127
16:00 to 17:00	38	29	41	0	16	5	0	0	0	0	0	0	3	6	6	0	0	0	0	0	0	0	0	57	40	47	0	144
17:00 to 18:00	29	38	39	0	6	1	0	0	0	1	0	0	6	3	5	0	1	0	0	0	0	0	0	41	43	44	0	128
<b>TOTAL</b>	<b>435</b>	<b>418</b>	<b>433</b>	<b>10</b>	<b>296</b>	<b>61</b>	<b>23</b>	<b>3</b>	<b>4</b>	<b>3</b>	<b>2</b>	<b>0</b>	<b>49</b>	<b>51</b>	<b>33</b>	<b>1</b>	<b>7</b>	<b>0</b>	<b>0</b>	<b>0</b>	<b>0</b>	<b>0</b>	<b>790</b>	<b>533</b>	<b>491</b>	<b>14</b>	<b>1,828</b>	

Name of IC/RA: Yianikis  
 Outflow lane No.: A (From Hynde Rd)  
 Weather: Sunny-Storm-Cloudy  
 Date: 5-Dec-06

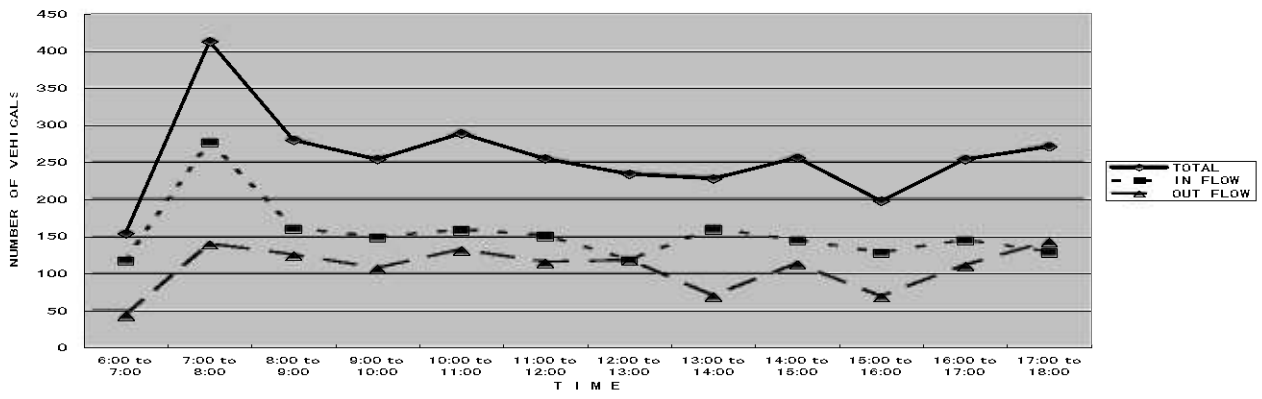


Time	Passenger car				Minibus				Truck (2 axes)				Trail and Lorry				Other				SUB TOTAL				TOTAL			
	4	8	10	13	4	8	10	13	4	8	10	13	4	8	10	13	4	8	10	13	4	8	10	13				
6:00 to 7:00	14	10	11	0	0	0	0	3	1	0	0	0	0	2	2	0	0	0	0	0	0	0	0	15	12	13	3	43
7:00 to 8:00	45	44	22	2	2	6	1	0	1	0	0	0	6	6	2	0	0	0	2	0	0	0	0	54	58	25	2	139
8:00 to 9:00	63	18	26	4	3	0	0	0	1	0	0	0	0	5	4	0	0	0	0	0	0	0	0	67	23	30	4	124
9:00 to 10:00	39	29	26	0	0	0	2	0	2	0	0	0	2	5	1	0	0	0	0	0	0	0	0	43	34	29	0	106
10:00 to 11:00	33	22	34	0	1	2	2	0	15	0	0	0	9	8	5	0	0	0	0	0	0	0	0	58	32	41	0	131
11:00 to 12:00	27	33	31	4	0	1	4	0	2	1	1	0	0	6	3	1	0	0	0	0	0	0	0	29	41	39	5	114
12:00 to 13:00	57	14	34	0	2	0	0	0	3	0	0	0	2	5	0	0	0	0	0	0	0	0	0	64	19	34	0	117
13:00 to 14:00	15	17	22	0	2	3	2	0	1	1	0	0	3	2	0	0	0	0	1	0	0	0	0	21	23	25	0	69
14:00 to 15:00	32	30	29	0	0	2	2	0	0	2	0	0	12	0	2	0	1	0	0	0	0	0	0	45	34	33	0	112
15:00 to 16:00	19	11	20	0	1	0	2	0	3	0	1	0	5	2	3	0	1	0	0	0	0	0	0	29	13	26	0	68
16:00 to 17:00	30	37	10	0	3	0	6	0	0	8	1	0	10	1	2	0	2	0	0	0	0	0	0	45	46	19	0	110
17:00 to 18:00	42	34	53	0	0	1	5	0	1	0	0	0	1	0	5	0	0	0	0	0	0	0	0	44	35	63	0	142
<b>TOTAL</b>	<b>416</b>	<b>299</b>	<b>318</b>	<b>10</b>	<b>14</b>	<b>15</b>	<b>28</b>	<b>3</b>	<b>30</b>	<b>12</b>	<b>3</b>	<b>0</b>	<b>50</b>	<b>42</b>	<b>27</b>	<b>1</b>	<b>4</b>	<b>2</b>	<b>1</b>	<b>0</b>	<b>0</b>	<b>0</b>	<b>514</b>	<b>370</b>	<b>377</b>	<b>14</b>	<b>1,275</b>	

Name of IC/RA: Yianikis  
 In-Out flow lane No.: A (From Hynde Rd)  
 Weather: Sunny-Storm-Cloudy  
 Date: 5-Dec-06



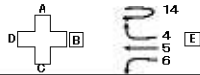
Time	Passenger car												Minibus												Truck (2 axes)												Trail and Lorry												Other												SUB TOTAL												TOTAL
	1	2	3	4	8	10	13	1	2	3	4	8	10	13	1	2	3	4	8	10	13	1	2	3	4	8	10	13	1	2	3	4	8	10	13	1	2	3	4	8	10	13																															
6:00 to 7:00	18	30	18	14	18	11	0	48	1	4	0	0	2	0	1	0	1	0	1	0	0	0	0	1	0	0	0	0	0	0	0	0	0	0	0	0	0	67	32	15	15	12	13	0	154																												
7:00 to 8:00	75	59	53	45	44	22	2	58	18	2	2	6	1	0	1	0	0	1	0	0	0	2	4	2	6	6	2	0	0	0	0	0	0	0	0	2	0	0	0	136	81	57	54	58	25	2	412																										
8:00 to 9:00	38	31	29	62	18	26	4	40	7	1	3	0	0	0	0	2	0	1	0	0	0	4	3	1	0	5	4	0	0	0	0	0	0	0	0	0	0	0	0	0	82	43	31	67	23	30	4	280																									
9:00 to 10:00	38	34	30	33	29	26	0	29	8	1	0	0	2	0	1	0	0	2	0	0	0	4	3	0	2	5	1	0	0	0	0	0	0	0	0	0	0	0	0	0	72	45	31	42	34	29	0	254																									
10:00 to 11:00	43	31	40	32	22	24	0	31	2	1	1	2	2	0	1	0	0	15	0	0	0	3	4	2	0	0	5	0	0	0	0	0	0	0	0	0	0	0	0	78	37	43	50	32	41	0	288																										
11:00 to 12:00	38	21	42	27	33	31	0	24	2	2	0	1	4	0	0	1	2	1	1	0	6	4	4	0	6	3	1	1	0	0	0	0	0	0	0	0	0	0	69	27	49	29	41	39	1	255																											
12:00 to 13:00	22	30	32	57	14	34	0	9	6	3	2	0	0	0	0	0	0	3	0	0	0	4	7	4	2	5	0	0	0	0	0	0	0	0	0	0	0	0	35	43	39	64	19	34	0	214																											
13:00 to 14:00	23	54	49	15	17	22	0	10	4	3	2	3	2	0	0	0	1	1	0	0	6	6	3	2	2	0	0	1	0	0	0	0	0	0	1	0	0	0	40	64	55	21	22	25	0	228																											
14:00 to 15:00	45	33	25	32	30	29	0	14	6	5	0	2	2	0	0	0	0	2	0	0	0	6	7	3	12	0	2	0	0	0	0	0	0	0	1	0	0	0	65	46	33	45	34	33	0	256																											
15:00 to 16:00	29	28	43	19	11	20	0	11	1	1	0	2	0	0	0	0	3	3	1	0	4	3	3	5	2	3	0	4	0	0	1	0	0	0	0	0	0	48	32	47	29	16	26	0	180																												
16:00 to 17:00	38	29	41	38	37	18	0	16	5	0	3	0	6	0	0	0	0	0	1	0	3	6	6	10	1	2	0	0	0	0	0	0	0	0	0	0	0	57	48	47	45	46	19	0	254																												
17:00 to 18:00	29	38	38	42	34	52	0	6	1	0	0	1	5	0	1	1	0	1	0	0	6	3	5	1	0	5	0	1	0	0	0	0	0	0	0	0	0	42	43	44	44	35	63	0	211																												
<b>TOTAL</b>	<b>435</b>	<b>418</b>	<b>433</b>	<b>416</b>	<b>299</b>	<b>318</b>	<b>6</b>	<b>296</b>	<b>61</b>	<b>23</b>	<b>14</b>	<b>15</b>	<b>28</b>	<b>0</b>	<b>5</b>	<b>3</b>	<b>2</b>	<b>30</b>	<b>15</b>	<b>3</b>	<b>0</b>	<b>49</b>	<b>51</b>	<b>33</b>	<b>42</b>	<b>27</b>	<b>1</b>	<b>7</b>	<b>0</b>	<b>0</b>	<b>0</b>	<b>0</b>	<b>0</b>	<b>0</b>	<b>790</b>	<b>533</b>	<b>491</b>	<b>514</b>	<b>372</b>	<b>377</b>	<b>7</b>	<b>1,828</b>																															





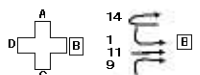
# Yianikis

Name of IC/RA: Yianikis  
 Inflow lane No.: B (From Limbe)  
 Weather: Sunny-Storm-Cloudy  
 Date: 5-Dec-06



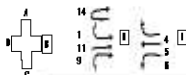
Time	Passenger car				Minibus				Truck (2 axes)				Trail and Lorry				Other				SUB TOTAL				TOTAL
	6	5	4	14	6	5	4	14	6	5	4	14	6	5	4	14	6	5	4	14	6	5	4	14	
6:00 to 7:00	6	96	14	2	1	116	0	0	0	3	1	0	1	8	0	0	0	2	0	0	8	227	15	2	252
7:00 to 8:00	6	144	45	1	3	188	2	0	0	0	1	1	2	15	6	2	0	1	0	0	11	343	54	4	412
8:00 to 9:00	26	214	63	10	2	165	3	1	3	17	1	0	1	32	0	0	0	0	0	0	32	428	67	11	538
9:00 to 10:00	38	238	38	31	1	158	0	0	1	16	2	0	0	14	2	1	0	0	0	0	41	428	43	32	544
10:00 to 11:00	22	323	33	49	25	135	1	3	9	10	15	1	2	10	9	2	0	0	0	0	58	478	58	55	649
11:00 to 12:00	13	251	27	44	30	85	0	0	2	3	2	0	3	6	0	0	0	0	0	0	48	345	29	44	466
12:00 to 13:00	18	201	57	40	0	113	2	11	2	8	3	3	3	17	2	1	0	0	0	0	23	338	64	55	481
13:00 to 14:00	13	205	15	10	30	129	2	1	3	3	1	3	1	12	3	2	0	0	0	0	47	349	21	16	433
14:00 to 15:00	12	221	32	13	16	96	0	0	0	5	0	2	0	9	12	0	0	1	1	0	28	332	45	15	420
15:00 to 16:00	22	284	19	1	1	149	1	0	1	0	3	2	1	17	5	2	0	1	1	0	25	451	29	5	510
16:00 to 17:00	34	301	30	1	2	163	3	0	2	6	0	0	0	9	10	1	1	2	2	0	39	481	45	2	567
17:00 to 18:00	31	217	42	1	0	114	0	0	0	5	1	0	4	8	1	0	0	2	0	0	35	346	44	1	426
TOTAL	242	2,688	416	203	111	1,602	14	16	23	76	30	12	18	157	50	11	1	9	4	0	385	4,547	514	242	5,688

Name of IC/RA: Yianikis  
 Outflow lane No.: B (To Limbe)  
 Weather: Sunny-Storm-Cloudy  
 Date: 5-Dec-06

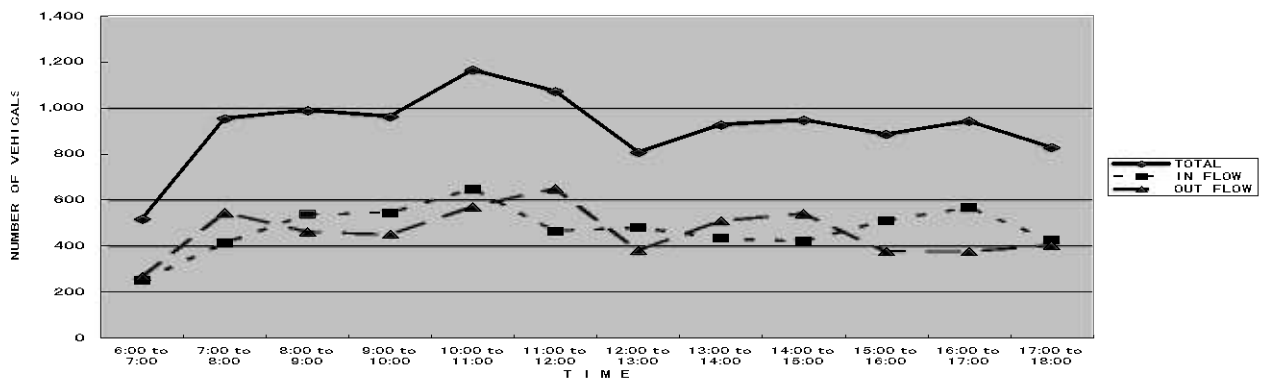


Time	Passenger car				Minibus				Truck (2 axes)				Trail and Lorry				Other				SUB TOTAL				TOTAL
	1	9	11	14	1	9	11	14	1	9	11	14	1	9	11	14	1	9	11	14	1	9	11	14	
6:00 to 7:00	18	7	123	2	48	0	50	0	1	0	0	0	0	3	15	0	0	0	0	0	67	10	188	2	267
7:00 to 8:00	75	25	261	1	58	2	90	0	1	1	2	1	2	9	15	2	0	1	0	0	136	38	368	4	546
8:00 to 9:00	38	30	215	10	40	1	97	1	0	1	0	0	4	2	23	0	0	0	0	82	34	335	11	462	
9:00 to 10:00	38	22	185	31	29	0	95	4	1	0	4	0	4	5	31	1	0	0	0	0	72	27	315	36	450
10:00 to 11:00	43	22	233	49	31	0	126	3	1	0	7	1	3	9	37	2	0	0	4	0	78	31	407	55	571
11:00 to 12:00	38	24	306	44	24	0	155	0	0	1	2	0	6	5	33	0	1	0	11	0	69	30	507	44	650
12:00 to 13:00	22	13	186	40	9	0	58	11	0	0	2	3	4	4	14	1	0	0	2	0	35	17	274	55	381
13:00 to 14:00	23	20	287	10	10	0	112	1	0	4	5	3	6	2	21	2	1	0	2	0	40	26	427	16	509
14:00 to 15:00	45	31	242	13	14	0	154	0	0	2	6	2	6	2	23	0	0	0	2	0	65	35	427	15	542
15:00 to 16:00	29	5	172	1	11	0	120	0	0	0	6	2	4	1	19	2	4	0	0	0	48	6	317	5	376
16:00 to 17:00	38	18	130	1	16	1	138	0	0	0	15	0	3	3	12	1	0	0	0	0	57	22	296	2	377
17:00 to 18:00	29	16	195	1	6	0	135	0	1	2	2	0	6	0	10	0	1	0	0	0	42	18	342	1	403
TOTAL	435	233	2,547	203	296	4	1,331	20	5	11	51	12	48	45	253	11	7	1	21	0	791	294	4,203	246	5,534

Name of IC/RA: Yianikis  
 Outflow lane No.: B (To Limbe)  
 Weather: Sunny-Storm-Cloudy  
 Date: 5-Dec-06

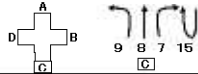


Time	Passenger car				Minibus				Truck (2 axes)				Trail and Lorry				Other				SUB TOTAL				TOTAL
	6	5	4	14	6	5	4	14	6	5	4	14	6	5	4	14	6	5	4	14	6	5	4	14	
6:00 to 7:00	6	96	14	2	1	116	0	0	0	3	1	0	1	8	0	0	0	2	0	0	8	227	15	2	252
7:00 to 8:00	6	144	45	1	3	182	2	0	0	0	1	1	2	15	6	2	0	1	0	0	11	343	54	4	412
8:00 to 9:00	26	214	63	10	2	165	3	1	3	17	1	0	1	32	0	0	0	0	0	0	32	428	67	11	538
9:00 to 10:00	38	238	38	31	1	158	0	0	1	16	2	0	0	14	2	1	0	0	0	0	41	428	43	32	544
10:00 to 11:00	22	323	33	49	25	135	1	3	9	10	15	1	2	10	9	2	0	0	0	0	58	478	58	55	649
11:00 to 12:00	13	251	27	44	30	85	0	0	2	3	2	0	3	6	0	0	0	0	0	0	48	345	29	44	466
12:00 to 13:00	18	201	57	40	0	113	2	11	2	8	3	3	3	17	2	1	0	0	0	0	23	338	64	55	481
13:00 to 14:00	13	205	15	10	30	129	2	1	3	3	1	3	1	12	3	2	0	0	0	0	47	349	21	16	433
14:00 to 15:00	12	221	32	13	16	96	0	0	0	5	0	2	0	9	12	0	0	1	1	0	28	332	45	15	420
15:00 to 16:00	22	284	19	1	1	149	1	0	1	0	3	2	1	17	5	2	0	1	1	0	25	451	29	5	510
16:00 to 17:00	34	301	30	1	2	163	3	0	2	6	0	0	0	9	10	1	1	2	2	0	39	481	45	2	567
17:00 to 18:00	31	217	42	1	0	114	0	0	0	5	1	0	4	8	1	0	0	2	0	0	35	346	44	1	426
TOTAL	242	2,688	416	203	111	1,602	14	16	23	76	30	12	18	157	50	11	1	9	4	0	385	4,547	514	242	5,688



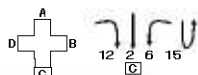
# 【Yianikis】

Name of IC/RA: Yianikis  
 Inflow lane No.: C (From North RD.)  
 Weather: Sunny-Storm-Cloudy  
 Date: 5-Dec-06



Time	Passenger car				Minibus				Truck (2 axes)				Trail and Lorry				Other				SUB TOTAL				TOTAL	
	7	8	9	15	7	8	9	15	7	8	9	15	7	8	9	15	7	8	9	15	7	8	9	15		
6:00 to 7:00	21	10	7	0	0	0	0	0	0	2	0	0	0	4	2	3	0	0	0	0	0	27	12	10	0	49
7:00 to 8:00	40	44	25	0	0	6	2	0	0	0	0	1	0	6	6	9	0	0	2	1	0	46	58	38	0	142
8:00 to 9:00	47	18	30	0	0	0	1	0	0	0	0	1	0	5	5	2	0	0	0	0	0	52	23	34	0	109
9:00 to 10:00	37	29	22	0	2	0	0	0	0	0	0	0	0	5	5	5	0	0	0	0	0	44	34	27	0	105
10:00 to 11:00	36	22	22	0	2	2	0	0	0	0	0	0	0	5	8	9	0	0	0	0	0	43	32	31	0	106
11:00 to 12:00	33	33	24	1	0	1	0	0	0	1	1	0	0	2	6	5	0	0	0	0	0	35	41	30	1	107
12:00 to 13:00	25	14	13	0	0	0	0	0	0	0	0	0	0	0	5	4	0	0	0	0	0	25	19	17	0	61
13:00 to 14:00	31	17	20	0	1	3	0	0	0	0	1	4	0	0	2	2	0	0	0	0	0	32	23	26	0	81
14:00 to 15:00	23	30	31	0	0	2	0	0	0	0	2	2	0	4	0	2	0	0	0	0	0	27	34	35	0	96
15:00 to 16:00	28	11	5	1	0	0	0	0	0	1	0	0	0	0	2	1	0	0	0	0	0	29	13	6	1	49
16:00 to 17:00	27	37	18	0	7	0	1	0	0	0	8	0	1	1	1	3	0	0	0	0	0	35	46	22	1	104
17:00 to 18:00	10	34	16	1	2	1	0	0	0	1	0	2	0	0	0	0	0	0	0	0	0	13	35	18	1	67
TOTAL	358	299	233	3	14	15	4	0	4	12	11	1	32	42	45	0	0	2	1	0	408	370	294	4	1078	

Name of IC/RA: Yianikis  
 Inflow lane No.: C (From North RD.)  
 Weather: Sunny-Storm-Cloudy  
 Date: 5-Dec-06

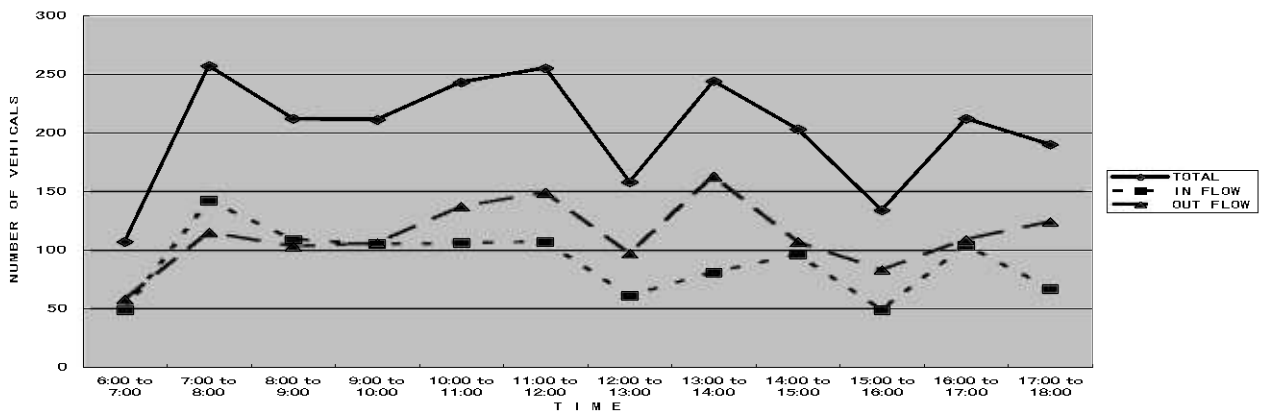


Time	Passenger car				Minibus				Truck (2 axes)				Trail and Lorry				Other				SUB TOTAL				TOTAL
	2	6	12	15	2	6	12	15	2	6	12	15	2	6	12	15	2	6	12	15	2	6	12	15	
6:00 to 7:00	30	6	14	0	1	1	4	0	0	0	0	0	1	1	0	0	0	0	0	0	32	8	18	0	58
7:00 to 8:00	59	6	23	0	18	3	0	0	0	0	0	0	4	2	0	0	0	0	0	0	81	11	23	0	115
8:00 to 9:00	31	26	27	0	7	2	0	0	2	3	0	0	3	1	1	0	0	0	0	0	43	32	28	0	103
9:00 to 10:00	34	39	18	0	8	1	1	0	0	1	0	0	3	0	1	0	0	0	0	0	45	41	20	0	106
10:00 to 11:00	31	22	34	0	2	25	4	0	0	9	0	0	4	2	3	0	0	0	1	0	37	58	42	0	137
11:00 to 12:00	21	13	43	1	2	30	3	0	0	2	0	0	4	3	27	0	0	0	0	0	27	48	73	1	149
12:00 to 13:00	30	18	27	0	6	0	0	0	0	2	3	0	7	3	1	0	0	0	0	0	43	23	31	0	97
13:00 to 14:00	54	13	43	0	4	30	4	0	0	3	0	0	6	1	5	0	0	0	0	0	64	47	52	0	163
14:00 to 15:00	33	12	26	0	6	16	1	0	0	0	1	0	7	0	5	0	0	0	0	0	46	28	33	0	107
15:00 to 16:00	28	22	19	1	1	1	1	0	0	1	4	0	3	1	1	0	0	0	0	0	32	25	25	1	83
16:00 to 17:00	29	34	20	0	5	2	4	0	0	2	2	1	6	0	3	0	0	1	0	0	40	39	29	1	109
17:00 to 18:00	38	31	42	1	1	0	0	0	1	0	0	0	3	4	0	0	0	0	3	0	43	35	45	1	124
TOTAL	418	242	336	3	61	111	22	0	3	23	10	1	51	18	47	0	0	1	4	0	533	385	419	4	1251

Name of IC/RA: Yianikis  
 Inflow lane No.: C (From North RD.)  
 Weather: Sunny-Storm-Cloudy  
 Date: 5-Dec-06

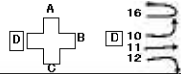


Time	Passenger car				Minibus				Truck (2 axes)				Trail and Lorry				Other				SUB TOTAL				TOTAL				
	7	8	9	2	6	12	15	7	8	9	2	6	12	15	7	8	9	2	6	12	15	7	8	9		2	6	12	15
6:00 to 7:00	21	18	7	0	0	0	0	0	0	0	0	0	0	4	2	3	0	0	0	0	27	12	10	0	0	0	0	0	49
7:00 to 8:00	40	44	25	0	0	6	2	0	0	0	0	0	6	6	9	0	0	2	1	0	46	58	38	0	0	0	0	0	142
8:00 to 9:00	47	18	30	0	0	0	1	0	0	0	0	1	0	5	5	2	0	0	0	0	52	23	34	0	0	0	0	0	109
9:00 to 10:00	37	29	22	0	2	0	0	0	0	0	0	0	0	5	5	5	0	0	0	0	44	34	27	0	0	0	0	0	105
10:00 to 11:00	36	22	22	0	2	2	0	0	0	0	0	0	0	5	8	9	0	0	0	0	43	32	31	0	0	0	0	0	106
11:00 to 12:00	33	33	24	1	0	1	0	0	0	1	1	0	0	2	6	5	0	0	0	0	35	41	30	1	0	0	0	0	107
12:00 to 13:00	25	14	13	0	0	0	0	0	0	0	0	0	0	0	5	4	0	0	0	0	25	19	17	0	0	0	0	0	61
13:00 to 14:00	31	17	20	0	1	3	0	0	0	0	1	4	0	0	2	2	0	0	0	0	32	23	26	0	0	0	0	0	81
14:00 to 15:00	23	30	31	0	0	2	0	0	0	0	2	2	0	1	0	2	0	0	0	0	27	34	35	0	0	0	0	0	96
15:00 to 16:00	28	11	5	1	0	0	0	0	0	1	0	0	0	0	2	1	0	0	0	0	29	13	6	1	0	0	0	0	49
16:00 to 17:00	27	37	18	0	7	0	1	0	0	0	8	0	1	1	1	3	0	0	0	0	35	46	22	1	0	0	0	0	104
17:00 to 18:00	10	34	16	1	2	1	0	0	0	1	0	2	0	0	0	0	0	0	0	0	13	35	18	1	0	0	0	0	67
TOTAL	358	299	233	3	14	15	4	0	4	12	11	1	32	42	45	0	0	2	1	0	408	370	294	4	0	0	0	0	1078



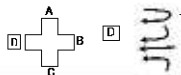
# Yianikis

Name of IC/RA: Yianikis  
 Inflow lane No.: D (From Blantyre)  
 Weather: Sunny-Storm-Cloudy  
 Date: 5-Dec-06



	Passenger car				Minibus				Truck (2 axes)				Trail and Lorry				Other				SUB TOTAL				TOTAL	
	10	11	12	16	10	11	12	16	10	11	12	16	10	11	12	16	10	11	12	16	10	11	12	16		
6:00 to 7:00	11	123	14	0	2	50	4	0	0	0	0	0	0	0	0	0	0	0	0	0	0	13	188	18	0	219
7:00 to 8:00	22	261	23	1	1	90	0	0	0	2	0	0	2	15	0	0	0	0	0	0	0	25	368	23	1	417
8:00 to 9:00	26	215	27	0	0	97	0	0	0	0	0	0	4	23	1	0	0	0	0	0	0	30	335	28	0	393
9:00 to 10:00	26	185	18	0	2	95	1	0	0	4	0	0	1	31	1	0	0	0	0	0	0	29	315	20	0	364
10:00 to 11:00	34	233	34	0	2	126	4	0	0	7	0	0	5	37	3	0	0	4	1	1	1	41	407	42	1	491
11:00 to 12:00	31	306	43	0	4	155	3	1	1	2	0	0	3	33	27	0	0	11	0	0	39	507	73	1	620	
12:00 to 13:00	34	186	27	0	0	58	0	0	0	2	3	0	0	14	1	0	0	2	0	0	34	274	31	0	339	
13:00 to 14:00	22	287	43	0	2	112	4	0	0	5	0	0	0	21	5	0	0	1	2	0	25	427	52	0	504	
14:00 to 15:00	29	242	26	1	2	154	1	0	0	6	1	1	2	23	5	0	0	2	0	0	33	427	33	2	495	
15:00 to 16:00	20	172	19	2	2	120	1	0	1	6	4	0	3	19	1	0	0	0	0	0	26	317	25	2	370	
16:00 to 17:00	10	130	20	0	6	139	4	0	1	15	2	0	2	12	3	0	0	0	0	0	19	296	29	0	344	
17:00 to 18:00	53	195	42	0	5	135	0	0	0	2	0	0	5	10	0	0	0	0	3	0	63	342	45	0	450	
TOTAL	318	2547	336	4	28	1331	22	1	3	51	10	1	27	253	47	0	1	21	4	1	377	4208	419	7	5006	

Name of IC/RA: Yianikis  
 Outflow lane No.: D (From Blantyre)  
 Weather: Sunny-Storm-Cloudy  
 Date: 5-Dec-06

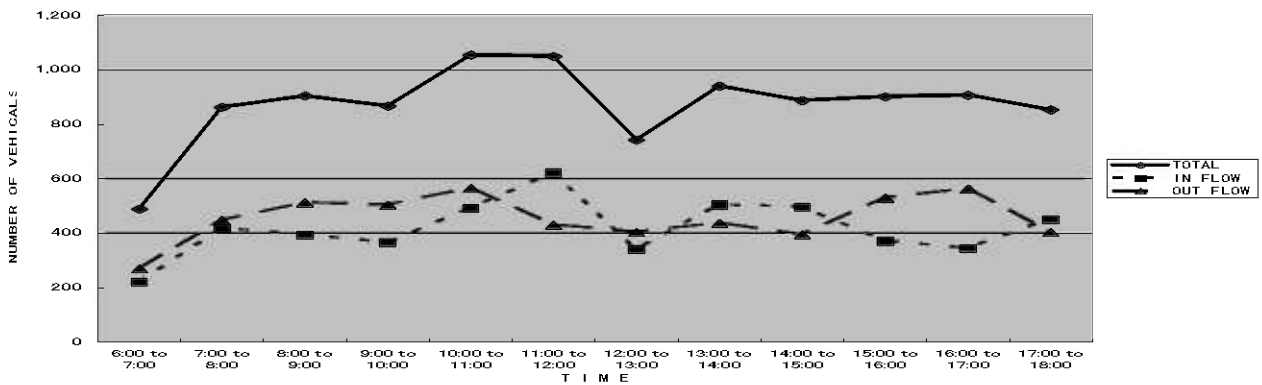


	Passenger car				Minibus				Truck (2 axes)				Trail and Lorry				Other				SUB TOTAL				TOTAL
	3	5	7	16	3	5	7	16	3	5	7	16	3	5	7	16	3	5	7	16	3	5	7	16	
6:00 to 7:00	10	96	21	0	4	116	0	0	1	3	2	0	0	8	4	0	0	2	0	0	15	227	27	0	269
7:00 to 8:00	53	144	40	1	2	183	0	0	0	0	0	0	2	15	6	0	0	1	0	0	57	343	46	1	447
8:00 to 9:00	29	214	47	0	1	165	0	0	0	17	0	0	1	32	5	0	0	0	0	0	31	428	52	0	511
9:00 to 10:00	30	239	37	0	1	159	2	0	0	16	0	0	0	14	5	0	0	0	0	0	31	428	44	0	503
10:00 to 11:00	40	323	36	0	1	135	2	0	0	10	0	0	2	10	5	0	0	0	0	1	43	478	43	1	565
11:00 to 12:00	42	251	33	0	2	85	0	1	1	3	0	0	4	6	2	0	0	0	0	0	49	345	35	1	430
12:00 to 13:00	32	201	25	0	3	113	0	0	0	8	0	0	4	17	0	0	0	0	0	0	39	339	25	0	403
13:00 to 14:00	49	205	31	0	3	129	1	0	0	3	0	0	3	12	0	0	0	0	0	0	55	349	32	0	436
14:00 to 15:00	25	221	23	1	5	96	0	0	0	5	0	1	3	9	4	0	0	1	0	0	33	332	27	2	394
15:00 to 16:00	43	284	28	2	1	149	0	0	0	1	0	0	3	17	0	0	0	1	0	0	47	451	29	2	529
16:00 to 17:00	41	301	27	0	0	163	7	0	0	6	0	0	6	9	1	0	0	2	0	0	47	481	35	0	563
17:00 to 18:00	39	217	10	0	0	114	2	0	0	5	1	0	5	8	0	0	0	2	0	0	44	346	13	0	403
TOTAL	433	2696	358	4	23	1607	14	1	2	76	4	1	33	157	32	0	0	9	0	1	491	4547	408	7	5453

Name of IC/RA: Yianikis  
 Inflow lane No.: D (From Blantyre)  
 Weather: Sunny-Storm-Cloudy  
 Date: 5-Dec-06

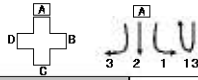


	Passenger car				Minibus				Truck (2 axes)				Trail and Lorry				Other				SUB TOTAL				TOTAL
	3	5	7	16	3	5	7	16	3	5	7	16	3	5	7	16	3	5	7	16	3	5	7	16	
6:00 to 7:00	10	96	21	0	4	116	0	0	1	3	2	0	0	8	4	0	0	2	0	0	15	227	27	0	269
7:00 to 8:00	53	144	40	1	2	183	0	0	0	0	0	0	2	15	6	2	15	0	0	0	57	343	46	1	447
8:00 to 9:00	29	214	47	0	1	165	0	0	0	17	0	0	1	32	5	0	0	0	0	0	31	428	52	0	511
9:00 to 10:00	30	239	37	0	1	159	2	0	0	16	0	0	0	14	5	0	0	0	0	0	31	428	44	0	503
10:00 to 11:00	40	323	36	0	1	135	2	0	0	10	0	0	2	10	5	0	0	0	0	1	43	478	43	1	565
11:00 to 12:00	42	251	33	0	2	85	0	1	1	3	0	0	4	6	2	0	0	0	0	0	49	345	35	1	430
12:00 to 13:00	32	201	25	0	3	113	0	0	0	8	0	0	4	17	0	0	0	0	0	0	39	339	25	0	403
13:00 to 14:00	49	205	31	0	3	129	1	0	0	3	0	0	3	12	0	0	0	0	0	0	55	349	32	0	436
14:00 to 15:00	25	221	23	1	5	96	0	0	0	5	0	1	3	9	4	0	0	1	0	0	33	332	27	2	394
15:00 to 16:00	43	284	28	2	1	149	0	0	0	1	0	0	3	17	0	0	0	1	0	0	47	451	29	2	529
16:00 to 17:00	41	301	27	0	0	163	7	0	0	6	0	0	6	9	1	0	0	2	0	0	47	481	35	0	563
17:00 to 18:00	39	217	10	0	0	114	2	0	0	5	1	0	5	8	0	0	0	2	0	0	44	346	13	0	403
TOTAL	433	2696	358	4	23	1607	14	1	2	76	4	1	33	157	32	0	0	9	0	1	491	4547	408	7	5453



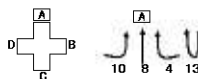
# 【Chichiri】

Name of IC/RA: Chichiri  
 Inflow lane No.: A  
 Weather: Sunny-Storm-Cloudy  
 Date: 5-Dec-08




Time	Passenger car				Minibus				Truck (2 axes)				Trail and Lorry				Other				SUB TOTAL				TOTAL	
	1	2	3	13	1	2	3	13	1	2	3	13	1	2	3	13	1	2	3	13	1	2	3	13		
6:00 to 7:00	61	37	0	11	18	1	0	0	0	0	1	0	0	6	0	0	0	1	2	0	1	86	41	0	12	139
7:00 to 8:00	94	36	1	11	27	1	0	3	0	1	0	0	3	0	0	1	0	1	0	0	124	39	1	15	179	
8:00 to 9:00	133	72	0	4	37	1	0	1	1	1	0	0	17	1	0	0	4	0	2	188	78	0	7	273		
9:00 to 10:00	165	97	7	8	20	6	2	0	6	4	10	2	10	14	4	0	0	1	0	0	201	122	23	10	356	
10:00 to 11:00	180	159	0	0	32	3	0	0	7	1	0	0	37	13	0	0	1	0	0	257	176	0	0	433		
11:00 to 12:00	155	127	12	1	12	2	0	2	3	0	0	3	11	3	0	2	4	1	0	185	133	12	8	338		
12:00 to 13:00	160	131	16	2	28	6	0	5	5	3	0	0	10	16	0	1	9	6	0	212	162	16	8	388		
13:00 to 14:00	120	93	1	0	18	1	0	3	2	0	0	2	14	5	0	0	3	0	0	157	99	1	5	262		
14:00 to 15:00	147	120	0	0	45	0	0	0	19	0	0	0	26	2	0	0	1	2	0	238	124	0	0	362		
15:00 to 16:00	125	106	0	0	34	5	0	0	8	0	0	0	14	10	1	0	2	1	0	183	122	1	2	308		
16:00 to 17:00	146	130	0	0	28	7	0	6	13	9	0	0	15	2	13	2	0	0	0	202	148	13	8	371		
17:00 to 18:00	99	118	0	0	41	10	0	0	3	7	0	0	18	1	0	0	1	0	3	162	136	3	0	301		
TOTAL	1,585	1,226	37	37	340	43	2	20	67	26	10	7	181	67	18	8	22	18	3	2,195	1,300	70	75	3,720		

Name of IC/RA: Chichiri  
 Out flow lane No.: A  
 Weather: Sunny-Storm-Cloudy  
 Date: 5-Dec-08

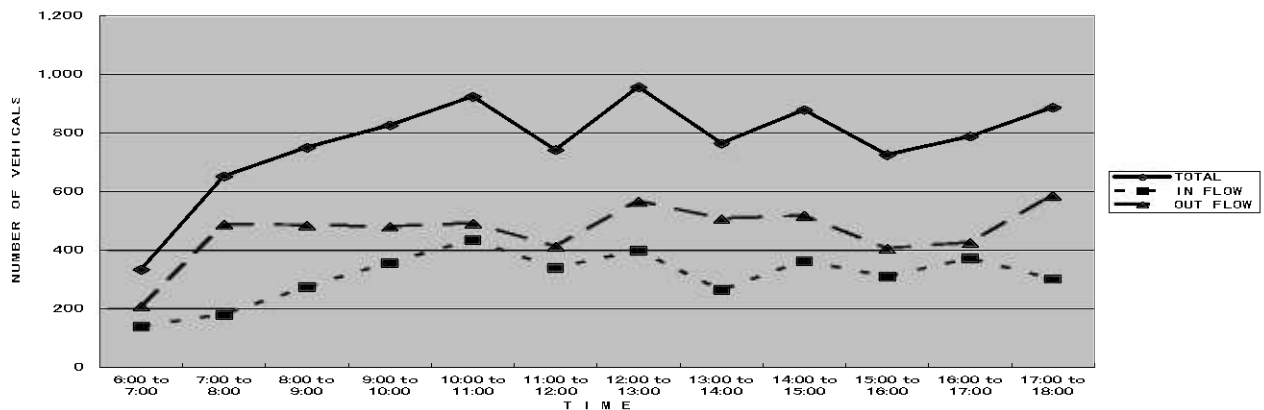


Time	Passenger car				Minibus				Truck (2 axes)				Trail and Lorry				Other				SUB TOTAL				TOTAL
	4	8	10	13	4	8	10	13	4	8	10	13	4	8	10	13	4	8	10	13	4	8	10	13	
6:00 to 7:00	69	51	13	11	7	16	0	0	3	3	2	0	18	4	5	0	0	0	3	1	97	74	23	12	206
7:00 to 8:00	167	149	35	11	40	8	4	3	16	2	11	0	30	7	3	1	1	0	0	0	254	166	53	15	488
8:00 to 9:00	162	109	42	4	77	13	0	1	14	2	8	0	37	11	2	0	0	0	2	290	135	52	7	484	
9:00 to 10:00	125	142	35	8	80	9	0	0	27	9	0	2	29	7	5	0	0	0	2	261	167	42	10	480	
10:00 to 11:00	145	136	30	0	82	10	0	0	21	11	0	0	42	10	4	0	0	0	0	290	167	34	0	491	
11:00 to 12:00	110	161	20	1	56	6	2	2	6	4	3	3	26	8	2	2	0	0	0	198	179	27	8	412	
12:00 to 13:00	200	229	23	2	46	8	0	5	3	6	0	0	32	7	3	1	0	2	0	281	252	26	8	567	
13:00 to 14:00	168	178	44	0	36	8	0	3	1	12	0	2	52	3	0	0	0	0	0	257	201	44	5	507	
14:00 to 15:00	210	111	29	0	111	7	0	0	8	5	0	0	28	7	1	0	0	0	0	357	130	30	0	517	
15:00 to 16:00	188	92	18	0	57	5	0	0	5	0	0	0	31	7	0	0	0	0	2	281	104	18	2	405	
16:00 to 17:00	151	120	36	0	56	7	0	6	8	2	2	0	26	7	2	2	0	0	0	241	136	40	8	425	
17:00 to 18:00	140	164	139	0	63	11	0	0	16	5	4	0	23	10	11	0	0	0	0	242	190	154	0	586	
TOTAL	1,835	1,642	464	37	711	108	6	20	128	61	30	7	374	88	38	8	1	2	5	3,049	1,901	543	75	5,568	

Name of IC/RA: Chichiri  
 In-Out flow lane No.: A  
 Weather: Sunny-Storm-Cloudy  
 Date: 5-Dec-08

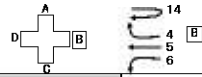


Time	Passenger car				Minibus				Truck (2 axes)				Trail and Lorry				Other				SUB TOTAL				TOTAL
	1	2	3	4	1	2	3	4	1	2	3	4	1	2	3	4	1	2	3	4	1	2	3	4	
6:00 to 7:00	61	37	0	11	18	1	0	0	0	1	0	0	6	0	0	0	1	2	0	1	86	41	0	12	139
7:00 to 8:00	94	36	1	11	27	1	0	3	0	1	0	0	3	0	0	1	0	1	0	124	39	1	15	179	
8:00 to 9:00	133	72	0	4	37	1	0	1	1	1	0	0	17	1	0	0	4	0	2	188	78	0	7	273	
9:00 to 10:00	165	97	7	8	20	6	2	0	6	4	10	2	10	14	4	0	0	1	0	201	122	23	10	356	
10:00 to 11:00	180	159	0	0	32	3	0	0	7	1	0	0	37	13	0	0	1	0	0	257	176	0	0	433	
11:00 to 12:00	155	127	12	1	12	2	0	2	3	0	0	3	11	3	0	2	4	1	0	185	133	12	8	338	
12:00 to 13:00	160	131	16	2	28	6	0	5	5	3	0	0	10	16	0	1	9	6	0	212	162	16	8	388	
13:00 to 14:00	120	93	1	0	18	1	0	3	2	0	0	2	14	5	0	0	3	0	0	157	99	1	5	262	
14:00 to 15:00	147	120	0	0	45	0	0	0	19	0	0	0	26	2	0	0	1	2	0	238	124	0	0	362	
15:00 to 16:00	125	106	0	0	34	5	0	0	8	0	0	0	14	10	1	0	2	1	0	183	122	1	2	308	
16:00 to 17:00	146	130	0	0	28	7	0	6	13	9	0	0	15	2	13	2	0	0	0	202	148	13	8	371	
17:00 to 18:00	99	118	0	0	41	10	0	0	3	7	0	0	18	1	0	0	1	0	3	162	136	3	0	301	
TOTAL	1,585	1,226	37	37	340	43	2	20	67	26	10	7	181	67	18	8	22	18	3	2,195	1,300	70	75	3,720	



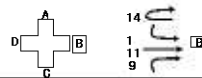
# [Chichiri]

Name of IC/RA: Chichiri  
 Inflow lane No.: B  
 Weather: Sunny-Storm-Cloudy  
 Date: 5-Dec-08



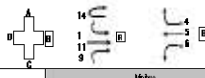
	Passenger car				Minibus				Truck (2 axes)				Trail and Lorry				Other				SUB TOTAL				TOTAL
	6	5	4	14	6	5	4	14	6	5	4	14	6	5	4	14	6	5	4	14	6	5	4	14	
6:00 to 7:00	14	57	69	1	0	73	7	0	1	11	3	0	5	13	18	0	0	0	0	0	20	154	97	1	272
7:00 to 8:00	27	223	167	0	0	179	40	0	1	10	16	0	7	28	30	0	0	2	1	0	35	442	254	0	731
8:00 to 9:00	46	174	162	0	0	170	77	0	7	10	14	0	5	31	37	0	1	1	0	59	386	290	0	735	
9:00 to 10:00	65	196	125	0	0	175	80	0	8	25	27	0	11	40	29	0	0	1	0	84	437	261	0	782	
10:00 to 11:00	47	222	145	0	0	208	82	0	3	14	21	0	9	35	42	0	0	0	0	59	479	290	0	828	
11:00 to 12:00	49	208	110	0	1	153	56	0	0	9	6	0	5	23	26	0	0	0	0	55	383	198	0	646	
12:00 to 13:00	75	230	200	0	0	231	46	0	1	3	3	0	2	17	32	0	0	0	0	78	481	281	0	840	
13:00 to 14:00	67	143	168	0	0	175	36	0	0	0	1	0	8	14	52	0	0	0	0	75	332	257	0	664	
14:00 to 15:00	67	237	210	0	1	177	111	0	1	3	8	0	8	32	28	0	0	0	0	77	449	357	0	883	
15:00 to 16:00	61	223	188	0	0	143	57	0	0	0	5	0	3	29	31	0	0	0	0	64	385	281	0	740	
16:00 to 17:00	38	190	151	0	0	126	56	0	1	14	8	0	4	22	26	0	0	0	0	43	352	241	0	636	
17:00 to 18:00	71	170	140	0	0	102	63	0	3	11	16	0	4	14	23	0	0	0	0	78	297	242	0	617	
TOTAL	627	2273	1835	1	2	1912	711	0	26	110	128	0	71	298	374	0	1	4	1	727	4587	3,049	1	8,374	

Name of IC/RA: Chichiri  
 Outflow lane No.: B  
 Weather: Sunny-Storm-Cloudy  
 Date: 5-Dec-08

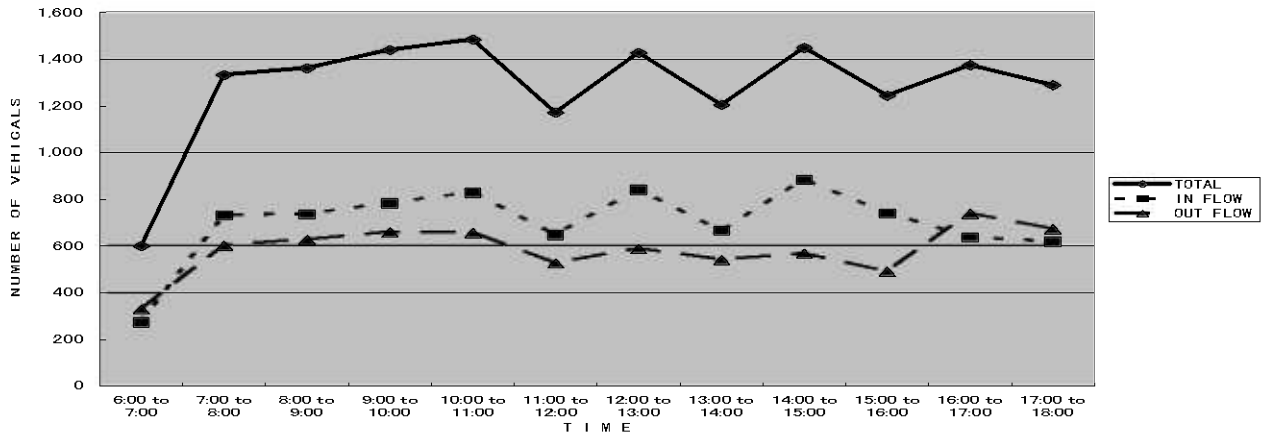


	Passenger car				Minibus				Truck (2 axes)				Trail and Lorry				Other				SUB TOTAL				TOTAL
	1	9	11	14	1	9	11	14	1	9	11	14	1	9	11	14	1	9	11	14	1	9	11	14	
6:00 to 7:00	61	24	88	1	18	12	104	0	0	0	5	0	6	2	6	0	1	0	0	86	38	203	1	328	
7:00 to 8:00	94	69	195	0	27	5	198	0	0	0	4	0	3	0	6	0	0	0	0	124	74	403	0	601	
8:00 to 9:00	133	67	191	0	37	4	129	0	1	7	10	0	17	4	26	0	0	0	188	82	356	0	626		
9:00 to 10:00	165	85	193	0	20	5	117	0	6	11	10	0	10	5	29	0	0	2	201	106	351	0	658		
10:00 to 11:00	180	94	150	0	32	4	109	0	7	4	5	0	37	5	23	0	1	0	257	107	292	0	656		
11:00 to 12:00	155	98	105	0	12	9	93	0	3	4	6	0	11	6	19	0	4	0	185	117	223	0	525		
12:00 to 13:00	160	90	175	0	28	1	93	0	5	6	2	0	10	1	17	0	9	0	212	88	267	0	587		
13:00 to 14:00	120	119	153	0	18	0	84	0	2	8	0	0	14	7	12	0	3	0	157	134	249	0	540		
14:00 to 15:00	147	75	141	0	45	3	74	0	19	3	10	0	26	9	13	0	1	0	238	90	238	0	566		
15:00 to 16:00	125	87	133	0	34	10	56	0	8	1	0	0	14	6	13	0	2	0	183	104	202	0	489		
16:00 to 17:00	146	88	222	0	28	8	174	0	13	2	17	0	15	3	22	0	0	0	202	101	435	0	738		
17:00 to 18:00	99	136	177	0	41	6	156	0	3	1	10	0	18	5	19	0	1	0	162	148	362	0	672		
TOTAL	1,535	1,022	1,823	1	340	67	1,387	0	67	47	79	0	181	53	205	0	22	0	2,195	1,189	3,601	1	6,986		

Name of IC/RA: Chichiri  
 In-Outflow lane No.: B  
 Weather: Sunny-Storm-Cloudy  
 Date: 5-Dec-08

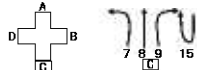


	Passenger car				Minibus				Truck (2 axes)				Trail and Lorry				Other				SUB TOTAL				TOTAL
	6	5	4	14	6	5	4	14	6	5	4	14	6	5	4	14	6	5	4	14	6	5	4	14	
6:00 to 7:00	14	57	69	1	0	72	7	0	1	11	3	0	5	12	18	0	0	0	0	28	154	97	1	328	
7:00 to 8:00	27	223	167	0	0	179	40	0	1	10	16	0	7	28	30	0	0	2	1	35	442	254	0	731	
8:00 to 9:00	46	174	162	0	0	170	77	0	7	10	14	0	5	31	37	0	1	1	59	386	290	0	735		
9:00 to 10:00	65	196	125	0	0	175	80	0	8	25	27	0	11	40	29	0	0	1	84	437	261	0	782		
10:00 to 11:00	47	222	145	0	0	208	82	0	3	14	21	0	9	35	42	0	0	0	59	479	290	0	828		
11:00 to 12:00	49	208	110	0	1	153	56	0	0	9	6	0	5	23	26	0	0	0	55	383	198	0	646		
12:00 to 13:00	75	230	200	0	0	231	46	0	1	3	3	0	2	17	32	0	0	0	78	481	281	0	840		
13:00 to 14:00	67	143	168	0	0	175	36	0	0	0	1	0	8	14	52	0	0	0	75	332	257	0	664		
14:00 to 15:00	67	237	210	0	1	177	111	0	1	3	8	0	8	32	28	0	0	0	77	449	357	0	883		
15:00 to 16:00	61	223	188	0	0	143	57	0	0	0	5	0	3	29	31	0	0	0	64	385	281	0	740		
16:00 to 17:00	38	190	151	0	0	126	56	0	1	14	8	0	4	22	26	0	0	0	43	352	241	0	636		
17:00 to 18:00	71	170	140	0	0	102	63	0	3	11	16	0	4	14	23	0	0	0	78	297	242	0	617		
TOTAL	627	2273	1835	1	2	1912	711	0	26	110	128	0	71	298	374	0	1	4	1	727	4587	3,049	1	8,374	



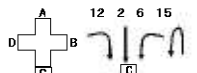
# [Chichiri]

Name of IC/RA: Chichiri  
 Inflow lane No.: C  
 Weather: Sunny-Storm-Cloudy  
 Date: 5-Dec-08




	Passenger car				Minibus				Truck (2 axles)				Trail and Lorry				Other				SUB TOTAL				TOTAL			
	7	8	9	15	7	8	9	15	7	8	9	15	7	8	9	15	7	8	9	15	7	8	9	15		7	8	9
6:00 to 7:00	35	51	24	0	9	16	12	0	2	3	0	0	1	4	2	0	0	0	0	0	0	0	0	47	74	38	0	159
7:00 to 8:00	105	149	69	0	3	8	5	0	5	2	0	0	5	7	0	0	0	0	0	0	0	0	118	166	74	0	359	
8:00 to 9:00	90	109	67	0	8	13	4	0	5	2	7	0	3	11	4	0	0	0	0	0	0	0	106	135	82	0	323	
9:00 to 10:00	110	142	85	0	7	9	5	0	4	9	11	0	7	7	5	0	0	0	0	0	0	0	128	167	106	0	401	
10:00 to 11:00	117	136	94	0	17	10	4	2	3	11	4	2	16	10	5	0	0	0	0	0	0	0	153	167	107	4	431	
11:00 to 12:00	123	161	98	0	4	6	9	0	4	4	4	0	4	8	6	0	0	0	0	0	0	0	135	179	117	0	431	
12:00 to 13:00	63	229	80	0	4	8	1	0	3	6	6	0	1	7	1	0	0	2	0	0	0	71	252	88	0	411		
13:00 to 14:00	113	178	119	0	9	8	0	0	6	12	8	0	2	3	7	0	0	0	0	0	0	130	201	134	0	465		
14:00 to 15:00	90	111	75	0	11	7	3	0	2	5	3	0	3	7	9	0	1	0	0	0	0	107	130	90	0	327		
15:00 to 16:00	88	92	87	0	5	5	10	0	2	0	1	0	6	7	6	0	0	0	0	0	0	101	104	104	0	309		
16:00 to 17:00	109	120	88	0	7	7	8	0	2	2	2	0	4	7	3	0	0	0	0	0	0	116	136	101	0	353		
17:00 to 18:00	135	164	136	0	13	11	6	0	6	5	1	0	9	10	5	0	0	0	0	0	0	163	190	148	0	501		
TOTAL	1,172	1,642	1,022	0	97	108	67	2	44	61	47	2	61	83	53	0	1	2	0	0	0	1,375	1,901	1,189	4	4,469		

Name of IC/RA: Chichiri  
 Outflow lane No.: C  
 Weather: Sunny-Storm-Cloudy  
 Date: 5-Dec-08

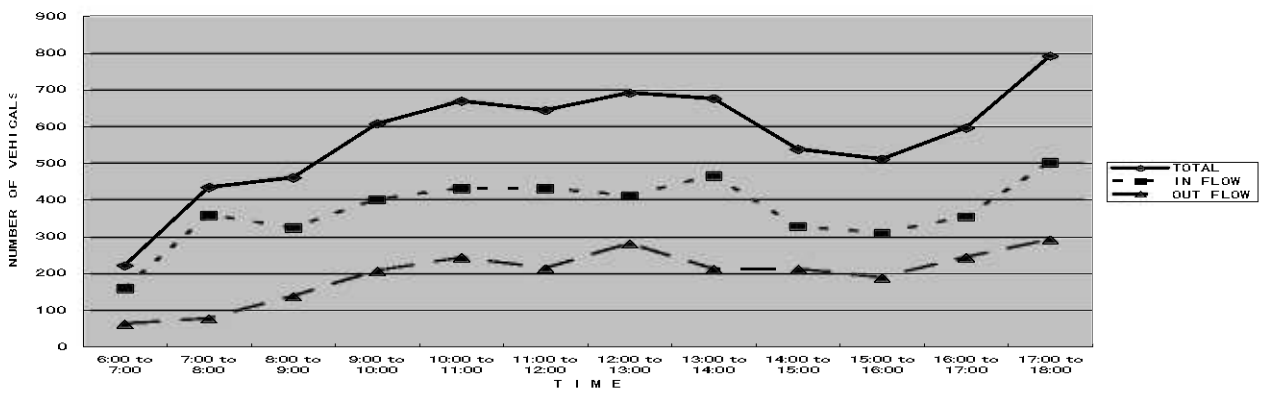


	Passenger car				Minibus				Truck (2 axles)				Trail and Lorry				Other				SUB TOTAL				TOTAL		
	2	6	12	15	2	6	12	15	2	6	12	15	2	6	12	15	2	6	12	15	2	6	12	15		2	6
6:00 to 7:00	37	14	0	0	1	0	0	0	1	1	0	0	0	5	0	0	2	0	1	0	0	41	20	1	0	62	
7:00 to 8:00	36	27	0	0	1	0	0	0	1	1	0	0	0	7	2	0	1	0	0	0	0	39	35	2	0	76	
8:00 to 9:00	72	46	0	0	1	0	0	0	0	7	0	0	1	5	0	0	4	1	0	0	78	59	0	0	137		
9:00 to 10:00	97	65	0	0	6	0	0	0	4	8	0	0	14	11	0	0	1	0	0	0	122	84	0	0	206		
10:00 to 11:00	159	47	3	0	3	0	0	2	1	3	0	2	13	9	0	0	0	0	0	0	176	59	3	4	242		
11:00 to 12:00	127	49	20	0	2	1	3	0	0	0	1	0	3	5	1	0	1	0	0	0	133	55	25	0	213		
12:00 to 13:00	131	75	37	0	6	0	3	0	3	1	0	0	16	2	0	0	6	0	0	0	162	78	40	0	280		
13:00 to 14:00	83	67	31	0	1	0	6	0	0	0	0	0	5	8	0	0	0	0	0	0	99	75	37	0	211		
14:00 to 15:00	120	67	6	0	0	1	1	0	0	1	2	0	2	8	0	0	2	0	1	0	124	77	10	0	211		
15:00 to 16:00	106	61	2	0	5	0	0	0	0	0	0	0	10	3	0	0	1	0	0	0	122	64	2	0	188		
16:00 to 17:00	130	38	51	0	7	0	0	0	9	1	0	0	2	4	1	0	0	0	0	0	148	43	52	0	243		
17:00 to 18:00	118	71	75	0	10	0	0	0	7	3	2	0	1	4	0	0	0	0	0	0	136	78	77	0	291		
TOTAL	1,226	627	225	0	43	2	13	2	26	26	5	2	67	71	4	0	18	1	2	0	1,300	727	249	4	2,300		

Name of IC/RA: Chichiri  
 In-Outflow lane No.: C  
 Weather: Sunny-Storm-Cloudy  
 Date: 5-Dec-08

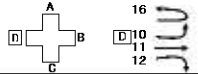


	Passenger car				Minibus				Truck (2 axles)				Trail and Lorry				Other				SUB TOTAL				TOTAL		
	7	8	9	15	7	8	9	15	7	8	9	15	7	8	9	15	7	8	9	15	7	8	9	15		7	8
6:00 to 7:00	25	51	24	0	9	16	12	0	2	3	0	1	1	4	2	0	5	0	0	0	47	74	38	0	1	0	159
7:00 to 8:00	105	149	69	0	3	8	5	0	5	2	0	1	1	5	7	0	7	2	0	0	118	166	74	0	2	0	359
8:00 to 9:00	90	109	67	0	8	13	4	0	5	2	7	0	3	11	4	0	0	0	0	4	1	0	0	0	0	0	323
9:00 to 10:00	110	142	85	0	7	9	5	0	4	9	11	0	7	7	5	0	0	0	0	0	0	128	167	106	0	0	401
10:00 to 11:00	117	136	94	0	17	10	4	2	3	11	4	2	16	10	5	0	0	0	0	0	0	153	167	107	4	0	431
11:00 to 12:00	123	161	98	0	4	6	9	0	4	4	4	0	4	8	6	0	0	0	0	0	0	135	179	117	0	0	431
12:00 to 13:00	63	229	80	0	4	8	1	0	3	6	6	0	1	7	1	0	0	2	0	0	71	252	88	0	0	411	
13:00 to 14:00	113	178	119	0	9	8	0	0	6	12	8	0	2	3	7	0	0	0	0	0	130	201	134	0	0	465	
14:00 to 15:00	90	111	75	0	11	7	3	0	2	5	3	0	3	7	9	0	1	0	0	0	107	130	90	0	0	327	
15:00 to 16:00	88	92	87	0	5	5	10	0	2	0	1	0	6	7	6	0	0	0	0	0	101	104	104	0	0	309	
16:00 to 17:00	109	120	88	0	7	7	8	0	2	2	2	0	4	7	3	0	0	0	0	0	116	136	101	0	0	353	
17:00 to 18:00	135	164	136	0	13	11	6	0	6	5	1	0	9	10	5	0	0	0	0	0	163	190	148	0	0	501	
TOTAL	1,172	1,642	1,022	0	97	108	67	2	44	61	47	2	61	83	53	0	1	2	0	0	1,375	1,901	1,189	4	0	4,469	



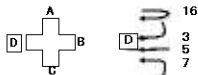
# [Chichiri]

Name of IC/RA: Chichiri  
 Inflow lane No.: D  
 Weather: Sunny-Storm-Cloudy  
 Date: 5-Dec-08



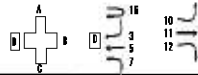
	Passenger car				Minibus				Truck (2 axles)				Trail and Lorry				Other				SUB TOTAL				TOTAL			
	10	11	12	16	10	11	12	16	10	11	12	16	10	11	12	16	10	11	12	16	10	11	12	16		10	11	12
6:00 to 7:00	13	88	0	0	0	104	0	0	2	5	0	0	5	6	0	0	3	0	1	0	23	208	1	0				227
7:00 to 8:00	35	195	0	0	4	198	0	0	11	4	0	0	3	6	2	1	0	0	0	0	53	403	2	1				459
8:00 to 9:00	42	191	0	0	0	129	0	0	8	10	0	0	2	26	0	1	0	0	0	0	52	356	0	1				409
9:00 to 10:00	35	193	0	0	0	117	0	0	0	10	0	0	5	29	0	0	2	2	0	0	42	351	0	0				393
10:00 to 11:00	30	150	3	0	0	109	0	0	0	5	0	0	4	23	0	0	0	5	0	0	34	292	3	0				329
11:00 to 12:00	20	105	20	0	2	93	3	0	3	6	1	0	2	19	1	0	0	0	0	0	27	223	25	0				275
12:00 to 13:00	23	175	37	0	0	93	3	0	0	2	0	0	3	17	0	0	0	0	0	0	26	287	40	0				353
13:00 to 14:00	44	153	31	0	0	94	6	0	0	0	0	0	0	12	0	0	0	0	0	0	44	249	37	0				330
14:00 to 15:00	29	141	6	0	0	74	1	0	0	10	2	0	1	13	0	0	0	0	1	0	30	238	10	0				278
15:00 to 16:00	18	133	2	0	0	56	0	0	0	0	0	0	0	13	0	0	0	0	0	0	18	202	2	0				222
16:00 to 17:00	36	222	51	0	0	174	0	0	2	17	0	0	2	22	1	0	0	0	0	0	40	435	52	0				527
17:00 to 18:00	139	177	75	0	0	156	0	0	4	10	2	0	11	19	0	0	0	0	0	0	154	362	77	0				593
TOTAL	464	1823	225	0	0	1387	13	0	30	79	5	0	38	205	4	2	5	7	2	0	543	3601	249	2				4385

Name of IC/RA: Chichiri  
 Outflow lane No.: D  
 Weather: Sunny-Storm-Cloudy  
 Date: 5-Dec-08

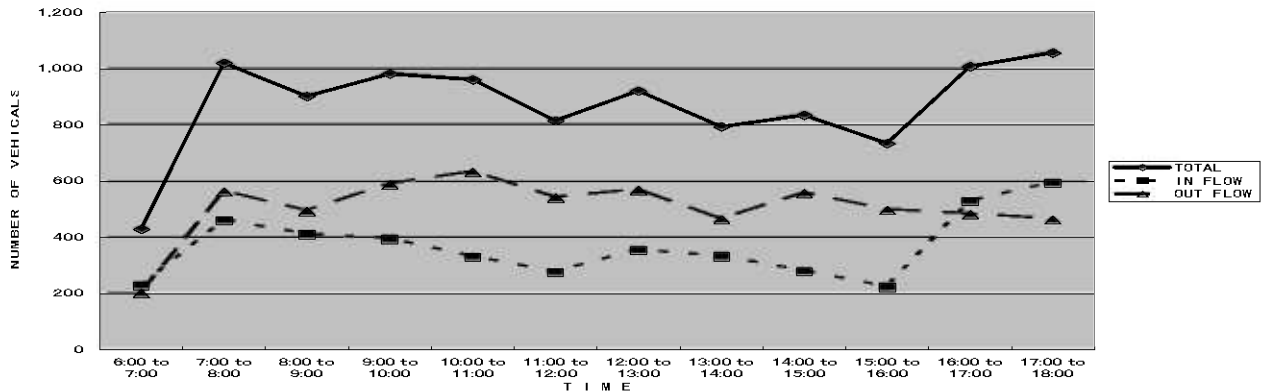


	Passenger car				Minibus				Truck (2 axles)				Trail and Lorry				Other				SUB TOTAL				TOTAL			
	3	5	7	16	3	5	7	16	3	5	7	16	3	5	7	16	3	5	7	16	3	5	7	16		3	5	7
6:00 to 7:00	0	57	35	0	0	73	9	0	0	11	2	0	0	13	1	0	0	0	0	0	0	154	47	0				201
7:00 to 8:00	1	223	105	0	0	179	3	0	0	10	5	0	0	28	5	1	0	2	0	0	1	442	118	1				562
8:00 to 9:00	0	174	90	0	0	170	8	0	0	10	5	0	0	31	3	1	0	1	0	0	0	386	106	1				493
9:00 to 10:00	7	196	110	0	2	175	7	0	10	25	4	0	4	40	7	0	1	0	0	0	23	437	128	0				588
10:00 to 11:00	0	222	117	0	0	208	17	0	0	14	3	0	0	35	16	0	0	0	0	0	0	479	153	0				632
11:00 to 12:00	12	208	123	0	0	153	4	0	0	9	4	0	0	23	4	0	0	0	0	0	12	383	135	0				540
12:00 to 13:00	16	230	63	0	0	231	4	0	0	3	3	0	0	17	1	0	0	0	0	0	16	481	71	0				569
13:00 to 14:00	1	143	113	0	0	175	9	0	0	0	6	0	0	14	2	0	0	0	0	0	1	332	130	0				463
14:00 to 15:00	0	237	90	0	0	177	11	0	0	3	2	0	0	32	3	0	0	0	1	0	0	449	107	0				556
15:00 to 16:00	0	223	88	0	0	143	5	0	0	0	2	0	1	29	6	0	0	0	0	0	1	385	101	0				497
16:00 to 17:00	0	190	103	0	0	126	7	0	0	14	2	0	13	22	4	0	0	0	0	0	13	352	116	0				461
17:00 to 18:00	0	170	135	0	0	102	13	0	0	11	6	0	0	14	9	0	3	0	0	0	3	297	163	0				463
TOTAL	37	2273	1172	0	0	1812	97	0	10	110	44	0	18	238	61	2	3	4	1	0	70	4587	1375	2				6044

Name of IC/RA: Chichiri  
 In-Outflow lane No.: D  
 Weather: Sunny-Storm-Cloudy  
 Date: 5-Dec-08

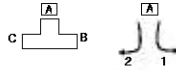


	Passenger car				Minibus				Truck (2 axles)				Trail and Lorry				Other				SUB TOTAL				TOTAL			
	3	5	7	16	3	5	7	16	3	5	7	16	3	5	7	16	3	5	7	16	3	5	7	16		3	5	7
6:00 to 7:00	0	57	35	0	0	73	9	0	0	11	2	0	0	13	1	0	0	0	0	0	0	154	47	0				201
7:00 to 8:00	1	222	105	0	0	179	3	0	0	10	5	0	0	28	5	1	0	2	0	0	1	442	118	1				562
8:00 to 9:00	0	174	90	0	0	170	8	0	0	10	5	0	0	31	3	1	0	1	0	0	0	386	106	1				493
9:00 to 10:00	7	196	110	0	2	175	7	0	10	25	4	0	4	40	7	0	1	0	0	0	23	437	128	0				588
10:00 to 11:00	0	222	117	0	0	208	17	0	0	14	3	0	0	35	16	0	0	0	0	0	0	479	153	0				632
11:00 to 12:00	12	208	123	0	0	153	4	0	0	9	4	0	0	23	4	0	0	0	0	0	12	383	135	0				540
12:00 to 13:00	16	230	63	0	0	231	4	0	0	3	3	0	0	17	1	0	0	0	0	0	16	481	71	0				569
13:00 to 14:00	1	143	113	0	0	175	9	0	0	0	6	0	0	14	2	0	0	0	0	0	1	332	130	0				463
14:00 to 15:00	0	237	90	0	0	177	11	0	0	3	2	0	0	32	3	0	0	0	1	0	0	449	107	0				556
15:00 to 16:00	0	223	88	0	0	143	5	0	0	0	2	0	1	29	6	0	0	0	0	0	1	385	101	0				497
16:00 to 17:00	0	190	103	0	0	126	7	0	0	14	2	0	13	22	4	0	0	0	0	0	13	352	116	0				461
17:00 to 18:00	0	170	135	0	0	102	13	0	0	11	6	0	0	14	9	0	3	0	0	0	3	297	163	0				463
TOTAL	37	2273	1172	0	0	1812	97	0	10	117	44	0	18	238	61	2	3	4	1	0	70	4587	1375	2				6044



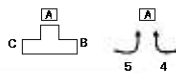
# 【Johnstone IC】

Name of IC/RA JohnstoneIC  
 Inflow lane No. A  
 Weather \_\_\_\_\_  
 Date 6-Nov-06



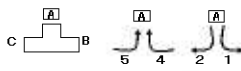
	Passenger car			Minibus			Truck (2 axes)			Trail and Lorry			Other			SUB TOTAL			TOTAL				
	1	2	7	1	2	8	1	2	3	1	2	0	1	2	0	1	2	0					
6:00 to 7:00	12	0	7	0	5	0	8	0	3	0	3	0	0	0	0	0	0	0	20	0	18	0	38
7:00 to 8:00	50	0	46	0	2	0	26	0	7	0	2	0	1	7	0	0	0	0	60	7	74	0	141
8:00 to 9:00	63	0	59	0	4	0	13	0	15	0	7	0	1	0	0	0	0	0	83	0	79	0	162
9:00 to 10:00	77	0	107	0	4	0	22	0	15	0	10	0	2	0	1	0	2	0	100	0	141	0	241
10:00 to 11:00	100	0	84	0	2	0	23	0	13	0	5	0	2	0	0	0	0	0	117	0	112	0	229
11:00 to 12:00	66	0	125	0	3	0	14	0	5	0	1	0	1	0	6	0	0	0	75	0	146	0	221
12:00 to 13:00	74	0	106	0	10	0	11	0	4	0	5	0	1	0	0	0	0	0	89	0	122	0	211
13:00 to 14:00	46	0	58	0	6	0	12	1	6	0	1	0	0	0	0	0	0	0	58	0	71	1	130
14:00 to 15:00	67	0	65	0	7	0	8	0	8	0	6	0	0	0	0	0	0	0	82	0	79	0	161
15:00 to 16:00	53	0	68	0	5	0	11	0	8	0	6	0	2	0	2	0	0	0	68	0	87	0	155
16:00 to 17:00	87	0	82	0	12	0	13	0	11	0	5	0	0	0	2	0	0	0	110	0	102	0	212
17:00 to 18:00	139	0	125	0	26	0	12	0	10	0	3	0	0	0	0	0	0	0	175	0	140	0	315
TOTAL	634	0	932	0	86	0	173	1	105	0	54	0	10	7	11	0	2	0	1,037	7	1,171	1	2,216

Name of IC/RA JohnstoneIC  
 Outflow lane No. A  
 Weather \_\_\_\_\_  
 Date 6-Nov-06

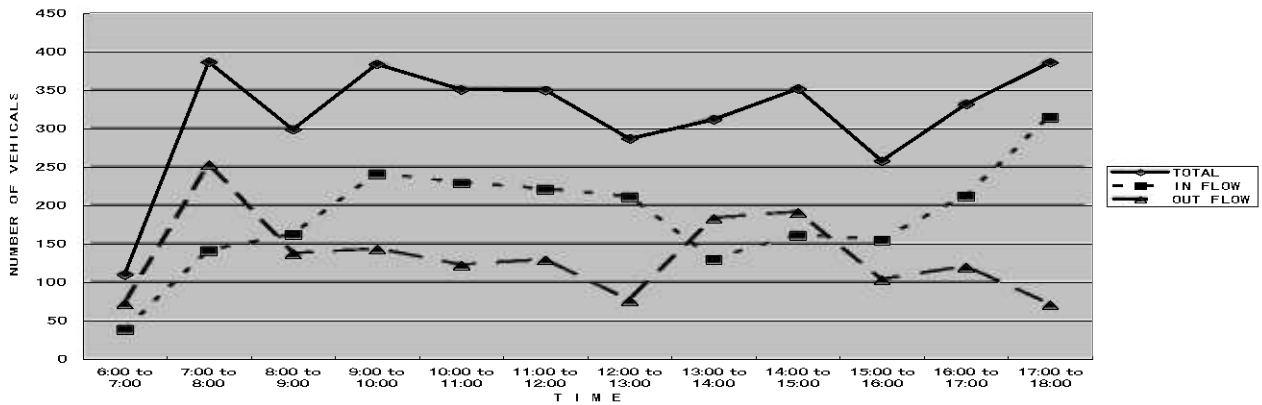


	Passenger car			Minibus			Truck (2 axes)			Trail and Lorry			Other			SUB TOTAL			TOTAL				
	4	5	7	4	5	8	4	5	3	4	5	0	4	5	0	4	5	0					
6:00 to 7:00	29	0	24	0	0	0	11	0	0	0	0	0	0	5	0	0	3	29	0	43	0	72	
7:00 to 8:00	27	0	169	0	5	0	42	1	1	1	1	0	1	5	0	0	2	34	0	219	0	253	
8:00 to 9:00	8	0	75	0	0	0	29	8	0	0	5	0	5	11	0	0	1	21	0	116	0	137	
9:00 to 10:00	19	0	79	2	2	0	19	1	3	8	8	12	0	0	0	0	0	30	0	113	0	143	
10:00 to 11:00	12	0	97	1	1	0	5	3	1	1	0	3	0	0	0	0	0	16	0	106	0	122	
11:00 to 12:00	19	0	66	0	0	0	26	0	5	0	0	13	0	0	0	0	0	19	0	110	0	129	
12:00 to 13:00	6	0	51	1	1	0	13	0	2	0	2	0	2	0	0	0	1	7	0	69	0	76	
13:00 to 14:00	29	0	110	38	3	0	6	0	0	0	0	0	0	0	0	0	0	67	0	116	0	183	
14:00 to 15:00	42	0	117	4	4	0	12	0	7	7	2	7	0	0	0	0	0	48	0	143	0	191	
15:00 to 16:00	28	0	53	4	4	0	10	3	3	0	2	0	0	0	0	0	0	35	0	68	0	103	
16:00 to 17:00	26	0	65	6	6	0	11	4	1	0	6	0	0	0	0	1	0	36	0	84	0	120	
17:00 to 18:00	11	0	38	0	3	0	14	0	1	0	1	0	3	0	0	0	0	18	0	53	0	71	
TOTAL	256	0	944	0	64	0	193	0	21	0	24	0	19	0	66	0	0	0	360	0	1,240	0	1,600

Name of IC/RA JohnstoneIC  
 In-Outflow lane No. A  
 Weather \_\_\_\_\_  
 Date 6-Nov-06



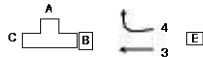
	Passenger car					Minibus					Truck (2 axes)					Trail and Lorry					Other					SUB TOTAL					TOTAL
	1	2	4	5	7	1	2	4	5	8	1	2	4	5	3	1	2	4	5	0	1	2	4	5	0	1	2	4	5	0	
6:00 to 7:00	12	7	29	24	24	5	8	0	11	3	3	0	0	0	0	0	0	0	5	0	0	3	20	18	29	43	110				
7:00 to 8:00	50	46	27	169	2	26	5	42	7	2	1	1	1	1	0	1	5	0	0	0	0	2	60	74	34	219	387				
8:00 to 9:00	63	59	8	75	4	13	0	29	15	7	8	0	1	0	5	11	0	0	0	1	83	79	21	116	299						
9:00 to 10:00	77	107	19	79	4	22	2	19	15	10	1	3	2	1	8	12	2	1	0	0	100	141	30	113	384						
10:00 to 11:00	100	84	12	97	2	23	1	5	13	5	3	1	2	0	0	3	0	0	0	0	117	112	16	106	351						
11:00 to 12:00	66	125	19	66	3	14	0	26	5	1	0	5	1	6	0	13	0	0	0	0	75	146	19	110	350						
12:00 to 13:00	74	106	6	51	10	11	1	13	4	5	0	2	1	0	0	2	0	0	0	1	89	122	7	69	287						
13:00 to 14:00	46	58	29	110	6	12	38	6	6	1	0	0	0	0	0	0	0	0	0	58	71	67	116	312							
14:00 to 15:00	67	65	42	117	7	8	4	12	8	6	0	7	0	0	2	7	0	0	0	0	82	79	48	143	352						
15:00 to 16:00	53	68	29	53	5	11	4	10	8	6	3	3	2	2	0	2	0	0	0	0	68	87	35	68	258						
16:00 to 17:00	87	82	26	65	12	13	6	11	11	5	4	1	0	2	0	6	0	0	0	1	110	102	36	84	332						
17:00 to 18:00	139	125	11	38	26	12	3	14	10	3	1	1	0	0	3	0	0	0	0	175	140	18	53	386							
TOTAL	834	932	256	944	86	173	64	198	105	54	21	24	19	11	19	66	2	1	0	8	1,037	1,171	360	1,240	3,808						





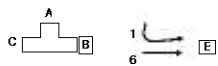
# 【Johnstone IC】

Name of IC/RA JohnstoneIC  
 Inflow lane No. B  
 Weather 39027  
 Date \_\_\_\_\_



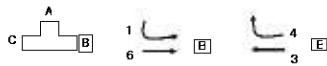
	Passenger car			Minibus			Truck (2 axes)			Trail and Lorry			Other			SUB TOTAL			TOTAL			
	3	4		3	4		3	4		3	4		3	4		3	4					
6:00 to 7:00	0	120	29	0	0	49	0	0	0	6	0	0	0	5	0	0	0	0	180	29	0	209
7:00 to 8:00	0	278	27	0	0	109	5	0	0	3	1	0	0	8	1	0	0	2	400	34	0	434
8:00 to 9:00	0	255	8	0	0	112	0	0	0	15	8	0	0	3	5	0	0	0	385	21	0	406
9:00 to 10:00	0	302	19	0	0	112	2	0	0	11	1	0	0	1	8	0	0	0	426	30	0	456
10:00 to 11:00	0	191	12	0	0	137	1	0	0	13	3	0	0	9	0	0	0	0	350	16	0	366
11:00 to 12:00	0	220	19	0	0	164	0	0	0	43	0	0	0	9	0	0	0	0	436	19	0	455
12:00 to 13:00	0	265	6	0	0	144	1	0	0	17	0	0	0	17	0	0	0	0	443	7	0	450
13:00 to 14:00	0	382	29	0	0	69	38	0	0	19	0	0	0	17	0	0	0	0	487	67	0	554
14:00 to 15:00	0	316	42	0	0	113	4	0	0	9	0	0	0	15	2	0	0	0	453	48	0	501
15:00 to 16:00	0	335	28	0	0	119	4	0	0	0	3	0	0	18	0	0	0	0	472	35	0	507
16:00 to 17:00	0	337	26	0	0	113	6	0	0	12	4	0	0	20	0	0	0	0	482	36	0	518
17:00 to 18:00	0	378	11	0	0	140	3	0	0	9	1	0	0	14	3	0	0	0	541	18	0	559
TOTAL	0	3379	256	0	0	1381	64	0	0	157	21	0	0	136	19	0	0	2	5005	360	0	5415

Name of IC/RA JohnstoneIC  
 Inflow lane No. B  
 Weather 39027  
 Date \_\_\_\_\_

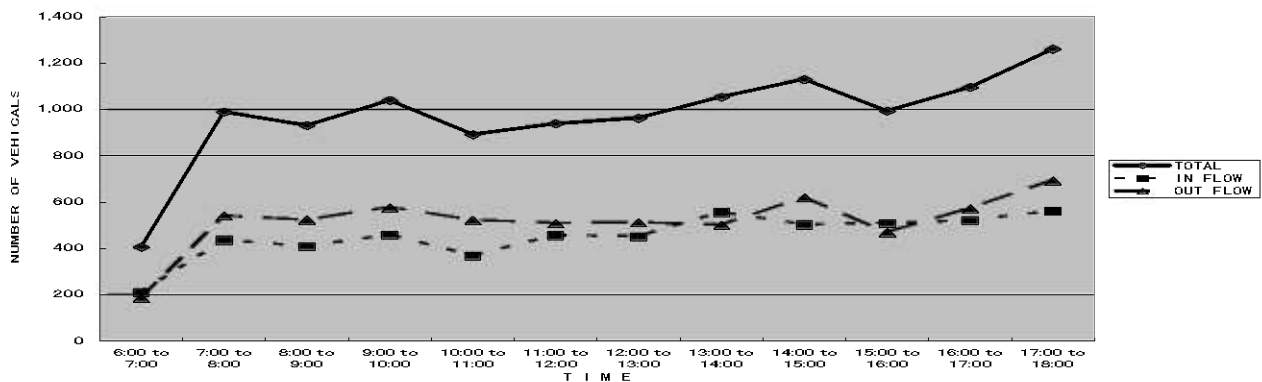


	Passenger car		Minibus		Truck (2 axes)		Trail and Lorry		Other		SUB TOTAL		TOTAL
	1	6	1	6	1	6	1	6	1	6	1	6	
6:00 to 7:00	12	95	5	63	3	3	0	2	0	1	20	164	194
7:00 to 8:00	50	372	2	98	7	2	1	4	0	3	60	479	529
8:00 to 9:00	63	295	4	114	15	4	1	24	0	1	83	438	521
9:00 to 10:00	77	326	4	115	15	3	2	28	2	3	100	475	575
10:00 to 11:00	100	293	2	106	13	2	2	2	0	0	117	408	520
11:00 to 12:00	66	304	3	113	5	2	1	12	0	1	75	432	507
12:00 to 13:00	74	288	10	133	4	7	1	13	0	0	89	421	510
13:00 to 14:00	46	299	6	133	6	6	0	3	0	0	58	441	498
14:00 to 15:00	67	326	7	189	8	8	0	13	0	0	82	536	618
15:00 to 16:00	53	309	5	68	8	0	2	21	0	1	68	389	467
16:00 to 17:00	87	347	12	89	11	9	0	15	0	1	110	461	571
17:00 to 18:00	139	353	0	143	0	10	0	8	0	0	175	516	691
TOTAL	634	3587	0	86	0	105	0	58	0	10	1007	5165	6202

Name of IC/R JohnstoneIC  
 Inflow lane No. B  
 Weather 39027  
 Date \_\_\_\_\_

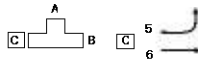


	Passenger car				Minibus				Truck (2 axes)				Trail and Lorry				Other				SUB TOTAL				TOTAL
	1	3	4	6	1	3	4	6	1	3	4	6	1	3	4	6	1	3	4	6	1	3	4	6	
6:00 to 7:00	12	120	29	95	5	49	0	63	3	18	0	3	0	5	0	2	0	0	0	1	20	192	29	164	405
7:00 to 8:00	50	278	27	372	2	109	5	98	7	18	1	2	1	8	1	4	0	2	0	3	60	415	34	479	908
8:00 to 9:00	63	255	8	295	4	112	0	114	15	18	8	4	1	3	5	24	0	0	0	1	83	388	21	438	890
9:00 to 10:00	77	302	19	326	4	112	2	115	15	18	1	3	2	1	8	28	2	0	0	3	100	433	30	475	1008
10:00 to 11:00	100	191	12	293	2	137	1	106	13	18	3	2	2	9	0	2	0	0	0	0	117	355	16	408	891
11:00 to 12:00	66	220	19	304	3	164	0	113	5	18	0	2	1	9	0	12	0	0	0	1	75	411	19	432	937
12:00 to 13:00	74	265	6	288	10	144	1	133	4	18	0	7	1	17	0	13	0	0	0	0	89	444	7	421	961
13:00 to 14:00	46	382	29	299	6	69	38	133	6	18	0	6	0	17	0	3	0	0	0	0	58	486	67	441	1052
14:00 to 15:00	67	316	42	326	7	113	4	189	8	18	0	8	0	15	2	13	0	0	0	0	82	462	48	536	1128
15:00 to 16:00	53	335	28	309	5	119	4	68	8	18	3	0	2	18	0	21	0	0	0	1	68	490	35	389	892
16:00 to 17:00	87	337	26	347	12	113	6	89	11	18	4	9	0	20	0	15	0	0	0	1	110	488	36	461	1005
17:00 to 18:00	139	378	11	353	0	140	3	143	10	18	1	12	0	14	3	8	0	0	0	0	175	550	18	516	1259
TOTAL	634	3379	256	3587	86	1381	64	1384	105	216	21	58	10	136	19	145	2	2	0	11	1007	5114	360	5165	11676



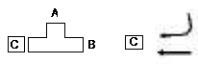
# 【Johnstone IC】

Name of IC/RA JohnstoneIC  
 Inflow lane No. C  
 Weather 39057  
 Date \_\_\_\_\_



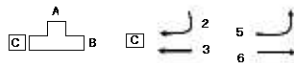
	Passenger car				Minibus				Truck (2 axes)				Trail and Lorry				Other				SUB TOTAL				TOTAL		
	5	6			5	6			5	6			5	6			5	6			5	6				5	6
6:00 to 7:00	24	95	0	0	11	63	0	0	0	3	0	0	5	2	0	0	3	1	0	0	43	164	0	0	207		
7:00 to 8:00	169	372	0	0	42	96	0	0	1	2	0	0	5	4	2	0	2	3	0	0	219	479	2	0	700		
8:00 to 9:00	75	295	0	0	29	114	0	0	0	4	0	0	11	24	1	0	1	1	0	0	116	438	1	0	555		
9:00 to 10:00	79	326	0	0	19	115	0	0	3	3	0	0	12	28	0	0	0	3	0	0	113	475	0	0	588		
10:00 to 11:00	97	293	0	0	5	106	0	0	1	2	0	0	3	2	0	0	0	0	0	0	106	403	0	0	509		
11:00 to 12:00	66	304	0	0	26	113	0	0	5	2	0	0	13	12	3	0	0	1	0	0	110	432	3	0	545		
12:00 to 13:00	51	268	0	0	13	133	0	0	2	7	0	0	2	13	0	0	1	0	0	0	69	421	0	0	490		
13:00 to 14:00	110	299	0	0	6	133	0	0	0	6	2	0	0	3	0	0	0	0	0	0	116	441	2	0	559		
14:00 to 15:00	117	326	0	0	12	189	0	0	7	8	0	0	7	13	0	0	0	0	0	0	143	536	0	0	679		
15:00 to 16:00	53	309	0	0	10	68	0	0	3	0	0	0	2	21	0	0	0	1	0	0	68	389	0	0	467		
16:00 to 17:00	65	347	0	0	11	89	0	0	1	9	0	0	6	15	0	0	1	1	0	0	84	461	0	0	545		
17:00 to 18:00	38	353	0	0	14	143	0	0	1	12	1	0	0	8	0	0	0	0	0	0	53	516	1	0	570		
TOTAL	944	3587	0	0	198	1364	0	0	24	58	3	0	66	145	6	0	8	11	0	0	1240	5165	9	0	6414		

Name of IC/RA JohnstoneIC  
 Outflow lane No. C  
 Weather 39057  
 Date \_\_\_\_\_

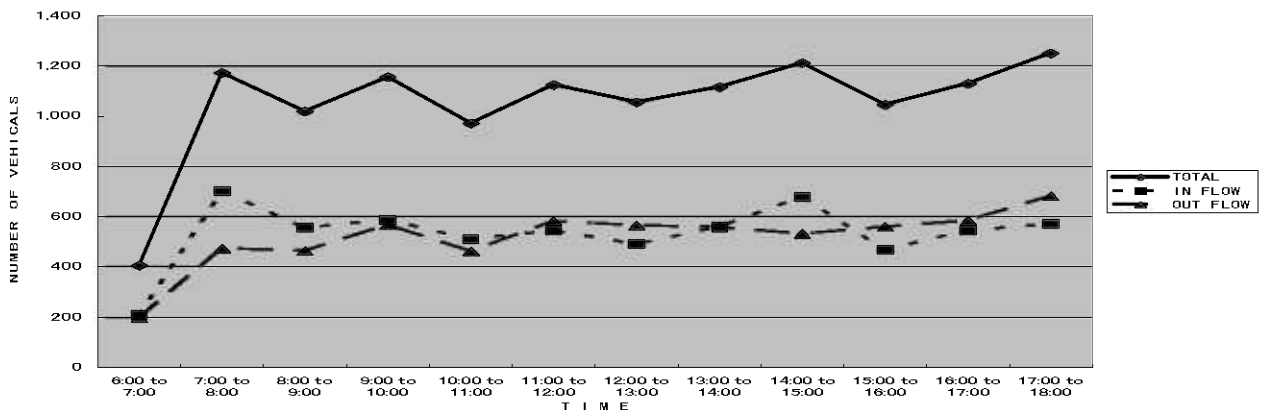


	Passenger car		Minibus		Truck (2 axes)		Trail and Lorry		Other		SUB TOTAL				TOTAL									
	2	3	2	3	2	3	2	3	2	3	2	3	5	6										
6:00 to 7:00	7	120	8	49	3	6	0	5	0	0	18	0	100	0	198									
7:00 to 8:00	46	278	26	109	2	3	0	8	0	2	74	0	400	0	474									
8:00 to 9:00	59	255	13	112	7	15	0	3	0	0	79	0	385	0	464									
9:00 to 10:00	107	302	22	112	10	11	1	1	1	1	141	0	426	0	567									
10:00 to 11:00	84	191	23	137	5	13	0	9	0	0	112	0	350	0	462									
11:00 to 12:00	125	220	14	164	1	43	6	9	0	0	146	0	436	0	582									
12:00 to 13:00	106	265	11	144	5	17	0	17	0	0	122	0	443	0	569									
13:00 to 14:00	58	382	12	69	1	19	0	17	0	0	71	0	487	0	558									
14:00 to 15:00	65	316	8	113	6	9	0	15	0	0	79	0	453	0	532									
15:00 to 16:00	68	335	11	119	6	0	2	18	0	0	87	0	472	0	559									
16:00 to 17:00	82	337	13	113	5	12	2	20	0	0	102	0	482	0	584									
17:00 to 18:00	125	378	0	140	0	3	0	9	0	0	140	0	541	0	681									
TOTAL	932	3379	0	173	0	1361	0	54	0	157	0	11	0	136	0	1	0	2	0	1171	0	5005	0	6228

Name of IC/R JohnstoneIC  
 In-Outflow lan C  
 Weather 39057  
 Date \_\_\_\_\_

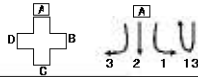


	Passenger car				Minibus				Truck (2 axes)				Trail and Lorry				Other				SUB TOTAL				TOTAL
	2	3	5	6	2	3	5	6	2	3	5	6	2	3	5	6	2	3	5	6	2	3	5	6	
6:00 to 7:00	7	120	24	95	8	49	11	63	3	6	0	3	0	5	5	2	0	0	3	1	18	180	43	164	406
7:00 to 8:00	46	278	169	372	26	109	42	96	2	3	1	2	0	8	5	4	0	2	2	3	74	400	219	479	1172
8:00 to 9:00	59	255	75	295	13	112	29	114	7	15	0	4	0	3	11	24	0	0	1	1	79	385	116	438	1018
9:00 to 10:00	107	302	79	326	22	112	19	115	10	11	3	3	1	1	12	28	1	0	0	3	141	426	113	475	1155
10:00 to 11:00	84	191	97	293	23	137	5	106	5	13	1	2	0	9	3	2	0	0	0	0	112	350	106	403	971
11:00 to 12:00	125	220	66	304	14	164	26	113	1	43	5	2	6	9	13	12	0	0	0	1	146	436	110	432	1124
12:00 to 13:00	106	265	51	268	11	144	13	133	5	17	2	7	0	17	2	13	0	0	1	0	122	443	69	421	1055
13:00 to 14:00	58	382	110	299	12	69	6	133	1	19	0	6	0	17	0	3	0	0	0	0	71	487	116	441	1115
14:00 to 15:00	65	316	117	326	8	113	12	189	6	9	7	8	0	15	7	13	0	0	0	0	79	453	143	536	1211
15:00 to 16:00	68	335	53	309	11	119	10	68	6	17	3	2	2	18	2	21	0	0	0	1	87	489	68	401	1045
16:00 to 17:00	82	337	65	347	13	113	11	89	5	12	1	9	2	20	6	15	0	0	1	1	102	482	84	461	1129
17:00 to 18:00	125	378	38	353	12	140	14	143	3	9	1	12	0	14	0	8	0	0	0	0	140	541	53	516	1250
TOTAL	932	3379	944	3587	173	1361	198	1364	54	174	24	60	11	136	66	145	1	2	8	11	1171	5072	1240	5167	12650



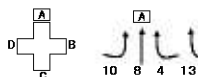
# 【Mahatma Gaudhi IC】

Name of IC/RA: Mahatma Gaudhi IC  
 Inflow lane No.: A  
 Weather: Sunny-Storm-Cloudy  
 Date: 6-Dec-08



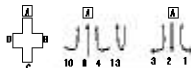
Time	Passenger car				Minibus				Truck (2 axles)				Trail and Lorry				Other				SUB TOTAL				TOTAL	
	1	2	3	13	1	2	3	13	1	2	3	13	1	2	3	13	1	2	3	13	1	2	3	13		
6:00 to 7:00	2	5	10	0	0	0	0	0	0	0	0	0	0	0	0	0	0	0	0	0	0	2	5	11	0	18
7:00 to 8:00	7	26	24	0	0	2	0	0	0	0	0	2	0	0	1	2	0	0	0	0	0	7	29	28	0	64
8:00 to 9:00	22	39	86	0	0	0	2	0	0	0	1	5	0	1	1	4	0	0	0	0	0	23	41	97	0	161
9:00 to 10:00	15	37	56	0	0	0	0	0	0	0	0	0	0	0	1	4	0	0	0	0	0	15	38	60	0	113
10:00 to 11:00	21	33	61	0	0	1	1	0	0	0	0	2	0	1	3	3	0	0	0	0	0	22	37	67	0	126
11:00 to 12:00	31	62	79	0	2	1	1	0	0	0	2	3	1	1	3	6	0	0	0	0	0	34	68	89	1	192
12:00 to 13:00	32	107	73	0	4	3	3	0	1	2	1	0	0	1	3	0	0	0	0	0	0	37	113	80	0	230
13:00 to 14:00	16	22	59	0	0	0	2	0	0	0	2	3	0	2	2	2	0	0	0	0	0	18	26	66	0	110
14:00 to 15:00	26	68	107	0	0	0	0	0	0	1	1	0	1	1	5	0	0	0	0	0	0	27	70	113	0	210
15:00 to 16:00	39	65	113	0	0	5	6	0	1	0	2	0	0	0	4	0	0	0	0	0	0	40	70	125	0	235
16:00 to 17:00	26	45	92	0	0	1	0	0	0	2	0	6	0	0	3	3	0	0	0	0	0	28	49	101	0	178
17:00 to 18:00	41	66	105	0	0	1	0	0	0	0	0	3	0	0	0	0	0	0	0	0	0	41	67	108	0	216
TOTAL	278	575	885	0	6	14	15	0	4	8	29	1	6	16	36	0	0	0	0	0	294	613	945	1	1853	

Name of IC/RA: Mahatma Gaudhi IC  
 Outflow lane No.: A  
 Weather: Sunny-Storm-Cloudy  
 Date: 6-Dec-08

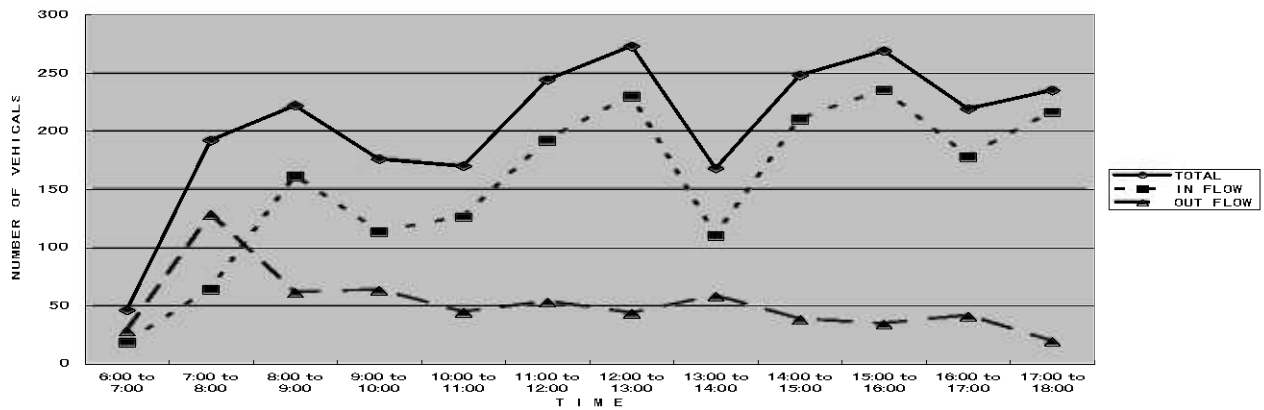


Time	Passenger car				Minibus				Truck (2 axles)				Trail and Lorry				Other				SUB TOTAL				TOTAL	
	4	8	10	13	4	8	10	13	4	8	10	13	4	8	10	13	4	8	10	13	4	8	10	13		
6:00 to 7:00	0	20	2	0	0	1	0	0	0	0	0	0	0	0	3	0	0	0	0	2	0	0	26	2	0	28
7:00 to 8:00	0	95	0	0	0	2	0	0	0	1	0	2	0	0	11	1	0	0	0	14	2	0	122	5	0	127
8:00 to 9:00	0	49	2	0	0	1	0	0	0	0	1	0	0	0	5	0	0	0	0	3	0	0	58	3	0	61
9:00 to 10:00	0	33	4	0	0	11	0	0	0	0	0	0	0	0	10	0	0	0	4	1	0	0	58	5	0	63
10:00 to 11:00	0	38	0	0	0	1	0	0	0	0	0	0	0	0	5	0	0	0	0	0	0	0	44	0	0	44
11:00 to 12:00	0	39	3	0	0	2	0	0	0	0	0	0	1	0	5	0	0	0	3	0	0	0	49	3	1	53
12:00 to 13:00	0	24	8	0	0	4	0	0	0	0	0	0	0	2	0	0	0	0	5	0	0	0	35	8	0	43
13:00 to 14:00	0	40	5	0	0	0	0	0	0	0	0	0	0	0	5	0	0	0	8	0	0	0	53	5	0	58
14:00 to 15:00	0	31	1	0	0	1	0	0	0	0	0	0	0	0	5	0	0	0	0	0	0	0	37	1	0	38
15:00 to 16:00	0	27	1	0	0	1	0	0	0	0	0	0	0	0	3	0	0	0	2	0	0	0	33	1	0	34
16:00 to 17:00	0	26	0	0	0	4	0	0	0	0	1	0	0	0	6	0	0	0	4	0	0	0	41	0	0	41
17:00 to 18:00	0	12	1	0	0	1	0	0	0	0	2	0	0	0	0	0	0	0	3	0	0	0	18	1	0	19
TOTAL	0	434	27	0	0	29	0	0	1	3	3	1	0	60	1	0	0	48	3	0	1	574	34	1	610	

Name of IC/RA: Mahatma Gaudhi IC  
 Outflow lane No.: A  
 Weather: Sunny-Storm-Cloudy  
 Date: 6-Dec-08

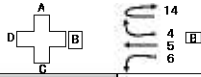


Time	Passenger car				Minibus				Truck (2 axles)				Trail and Lorry				Other				SUB TOTAL				TOTAL						
	1	2	3	4	8	10	13	1	2	3	4	8	10	13	1	2	3	4	8	10	13	1	2	3		4	8	10	13		
6:00 to 7:00	2	5	16	0	20	2	0	0	0	0	0	0	0	0	0	0	0	0	0	0	0	2	5	11	0	26	2	0	46		
7:00 to 8:00	7	26	24	0	95	0	0	2	0	0	2	1	0	2	0	0	11	1	0	0	0	0	14	2	0	7	29	28	1	127	
8:00 to 9:00	22	39	86	0	49	2	0	0	0	2	0	1	0	0	1	1	4	0	0	0	0	0	3	0	0	23	41	97	0	222	
9:00 to 10:00	15	37	56	0	33	4	0	0	0	0	0	0	0	0	0	0	0	0	0	0	0	0	4	1	0	15	38	60	0	126	
10:00 to 11:00	21	33	61	0	39	0	0	0	0	1	1	0	0	0	0	2	0	0	0	1	3	3	0	0	0	0	22	37	67	0	126
11:00 to 12:00	31	62	79	0	38	2	0	0	0	2	1	0	0	0	1	3	0	0	0	0	0	0	5	0	0	0	34	68	89	1	204
12:00 to 13:00	32	107	73	0	24	8	0	0	0	4	3	0	4	0	1	2	1	0	0	0	0	0	2	0	0	0	37	113	80	0	230
13:00 to 14:00	16	22	59	0	40	5	0	0	0	0	0	0	0	0	0	0	0	0	0	0	0	0	0	0	0	0	18	26	66	0	110
14:00 to 15:00	26	68	107	0	31	1	0	0	0	0	0	0	0	0	1	1	0	0	0	0	0	0	0	0	0	0	27	70	113	0	210
15:00 to 16:00	39	65	113	0	27	1	0	0	0	0	0	0	0	0	0	0	0	0	0	0	0	0	0	0	0	0	40	70	125	0	235
16:00 to 17:00	26	45	92	0	26	0	0	0	0	1	0	0	0	0	0	0	0	0	0	0	0	0	0	0	0	0	28	49	101	0	178
17:00 to 18:00	41	66	105	0	12	1	0	0	0	0	1	0	0	0	0	0	0	0	0	0	0	0	0	0	0	0	41	67	108	0	216
TOTAL	278	575	885	0	434	27	0	0	0	29	0	0	0	0	4	8	29	1	0	0	0	0	0	0	0	0	294	613	945	1	1853



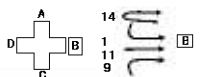
# 【Mahatma Gaudhi IC】

Name of IC/RA: Mahatma Gaudhi IC  
 Inflow lane No.: B  
 Weather: Sunny-Storm-Cloudy  
 Date: 6-Dec-08



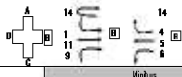
Time	Passenger car				Minibus				Truck (2 axes)				Trail and Lorry				Other				SUB TOTAL				TOTAL			
	6	5	4	14	6	5	4	14	6	5	4	14	6	5	4	14	6	5	4	14	6	5	4	14				
6:00 to 7:00	73	89	0	0	36	55	0	0	6	2	0	0	0	1	0	0	0	0	0	0	0	0	0	115	147	0	0	262
7:00 to 8:00	217	233	0	0	35	143	0	0	2	7	1	0	0	0	0	0	0	0	0	0	3	254	383	1	3	641		
8:00 to 9:00	175	209	0	0	28	197	0	0	4	18	0	0	1	6	0	0	2	0	0	0	210	430	0	0	640			
9:00 to 10:00	237	345	0	0	80	179	0	0	7	18	0	0	5	8	0	0	3	3	0	0	332	553	0	0	885			
10:00 to 11:00	190	347	0	0	65	182	0	0	6	14	0	0	4	3	0	0	6	2	0	0	271	548	0	0	819			
11:00 to 12:00	221	276	0	0	45	214	0	0	7	3	0	0	6	4	0	0	2	1	0	0	281	498	0	0	779			
12:00 to 13:00	379	355	0	0	99	214	0	0	8	13	0	0	11	11	0	0	0	0	0	0	497	593	0	0	1090			
13:00 to 14:00	166	205	0	0	17	91	0	0	11	6	0	0	9	11	0	0	0	0	0	0	203	313	0	0	516			
14:00 to 15:00	167	319	0	0	41	142	0	0	7	8	0	0	6	2	0	0	3	2	0	0	224	473	0	0	697			
15:00 to 16:00	227	285	0	0	17	156	0	0	22	0	0	0	5	7	0	0	0	0	0	0	271	448	0	0	719			
16:00 to 17:00	219	212	0	0	33	127	0	0	6	17	0	0	6	5	0	0	0	4	0	0	264	365	0	0	629			
17:00 to 18:00	238	320	0	0	29	192	0	0	13	12	0	0	3	5	0	0	0	0	0	0	283	529	0	0	812			
TOTAL	2,509	3,195	0	0	525	1,892	0	0	99	118	1	9	56	63	0	0	16	12	0	3	3,206	5,200	1	3	8,409			

Name of IC/RA: Mahatma Gaudhi IC  
 Outflow lane No.: B  
 Weather: Sunny-Storm-Cloudy  
 Date: 6-Dec-08

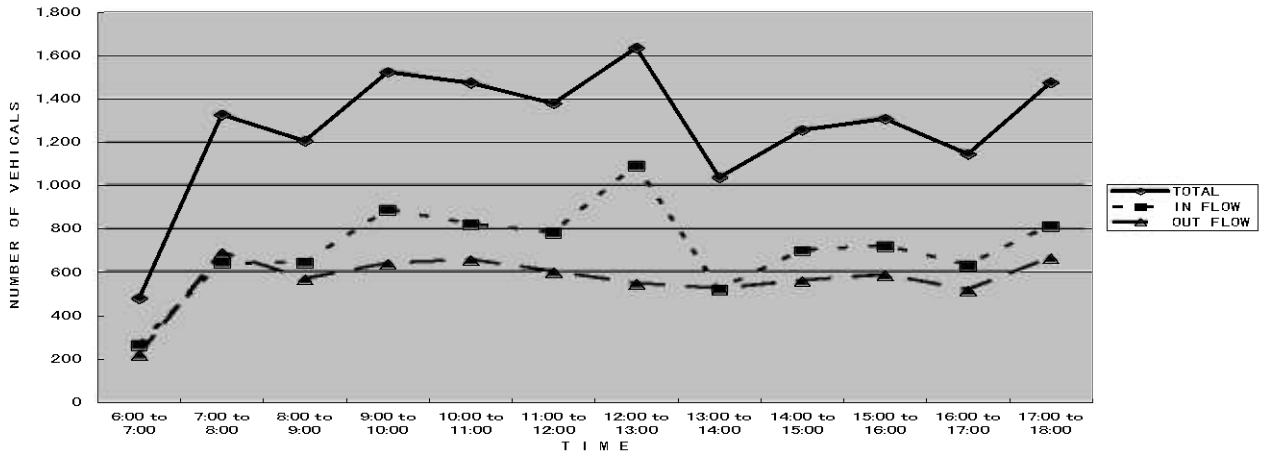


Time	Passenger car				Minibus				Truck (2 axes)				Trail and Lorry				Other				SUB TOTAL				TOTAL		
	1	11	9	14	1	11	9	14	1	11	9	14	1	11	9	14	1	11	9	14	1	11	9	14			
6:00 to 7:00	2	80	34	0	0	68	17	0	0	1	0	0	0	2	2	0	0	0	0	10	0	2	151	63	0	0	216
7:00 to 8:00	7	260	198	0	0	137	51	0	0	1	0	0	0	7	8	0	0	0	0	16	3	7	405	273	3	688	
8:00 to 9:00	22	233	131	0	0	104	23	0	0	4	0	0	1	19	14	0	0	2	12	0	23	362	180	0	565		
9:00 to 10:00	15	296	139	0	0	117	16	0	0	1	0	0	0	30	15	0	0	5	3	0	15	449	173	0	627		
10:00 to 11:00	21	323	143	0	0	116	14	0	0	3	0	0	1	21	5	0	0	6	1	0	22	469	163	0	634		
11:00 to 12:00	31	273	106	0	2	124	13	0	0	3	0	0	1	27	8	0	0	9	2	0	34	436	129	0	565		
12:00 to 13:00	32	235	92	0	4	125	13	0	1	7	0	0	0	20	10	0	0	3	3	0	37	390	118	0	545		
13:00 to 14:00	16	213	167	0	0	84	10	0	0	4	3	0	2	8	8	0	0	2	3	0	18	311	191	0	502		
14:00 to 15:00	26	275	125	0	0	91	10	0	0	3	0	0	1	18	6	0	0	3	0	0	27	390	141	0	538		
15:00 to 16:00	39	304	97	0	0	98	6	0	1	0	3	0	0	19	11	0	0	6	0	0	40	427	117	0	544		
16:00 to 17:00	26	225	111	0	0	102	13	0	2	4	2	0	0	19	7	0	0	1	3	0	28	351	136	0	515		
17:00 to 18:00	41	267	132	0	0	170	16	0	0	10	2	0	0	17	4	0	0	0	3	0	41	464	157	0	622		
TOTAL	278	2,884	1,475	0	6	1,336	202	0	4	41	10	0	6	207	98	0	0	37	56	3	294	4,606	1,841	3	6,743		

Name of IC/RA: Mahatma Gaudhi IC  
 In-Outflow lane No.: B  
 Weather: Sunny-Storm-Cloudy  
 Date: 6-Dec-08



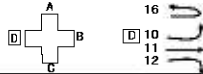
Time	Passenger car				Minibus				Truck (2 axes)				Trail and Lorry				Other				SUB TOTAL				TOTAL				
	1	6	5	14	1	6	5	14	1	6	5	14	1	6	5	14	1	6	5	14	1	6	5	14					
6:00 to 7:00	2	72	85	0	0	36	55	0	0	6	2	0	0	1	0	0	0	0	0	0	0	0	0	2	115	147	0	0	262
7:00 to 8:00	7	217	233	0	0	35	143	0	0	2	7	1	0	0	0	0	0	0	0	0	3	254	383	1	3	641			
8:00 to 9:00	22	175	209	0	0	28	197	0	0	4	18	0	0	1	6	0	0	2	0	0	210	430	0	0	640				
9:00 to 10:00	15	237	345	0	0	80	179	0	0	7	18	0	0	5	8	0	0	3	3	0	332	553	0	0	885				
10:00 to 11:00	21	190	347	0	0	65	182	0	0	6	14	0	0	4	3	0	0	6	2	0	271	548	0	0	819				
11:00 to 12:00	31	221	276	0	0	45	214	0	0	7	3	0	0	6	4	0	0	2	1	0	281	498	0	0	779				
12:00 to 13:00	32	379	355	0	0	99	214	0	0	8	13	0	0	11	11	0	0	0	0	0	497	593	0	0	1090				
13:00 to 14:00	16	166	205	0	0	17	91	0	0	11	6	0	0	9	11	0	0	0	0	0	203	313	0	0	516				
14:00 to 15:00	26	167	319	0	0	41	142	0	0	7	8	0	0	6	2	0	0	3	2	0	224	473	0	0	697				
15:00 to 16:00	39	227	285	0	0	17	156	0	0	22	0	0	0	5	7	0	0	0	0	0	271	448	0	0	719				
16:00 to 17:00	26	219	212	0	0	33	127	0	0	6	17	0	0	6	5	0	0	0	4	0	264	365	0	0	629				
17:00 to 18:00	41	238	320	0	0	29	192	0	0	13	12	0	0	3	5	0	0	0	0	0	283	529	0	0	812				
TOTAL	278	2,884	1,475	0	6	1,336	202	0	4	41	10	0	6	207	98	0	0	37	56	3	294	4,606	1,841	3	6,743				





# [Mahatma Gaudhi IC]

Name of IC/RA Mahatma Gaudhi IC  
 Inflow lane No. D  
 Weather Sunny-Storm-Cloudy  
 Date 6-Dec-06



	Passenger car				Minibus				Truck (2 axles)				Trail and Lorry				Other				SUB TOTAL				TOTAL		
	10	11	12	16	10	11	12	16	10	11	12	16	10	11	12	16	10	11	12	16	10	11	12	16		10	11
6:00 to 7:00	2	80	11	0	0	66	2	0	0	1	0	0	0	2	0	0	0	0	0	0	0	2	151	13	0	0	166
7:00 to 8:00	0	260	20	0	0	137	1	0	2	1	0	0	1	7	2	0	2	0	0	0	5	405	23	0	0	433	
8:00 to 9:00	2	233	20	0	0	104	1	0	1	4	1	0	0	19	1	0	0	2	0	0	3	362	23	0	0	388	
9:00 to 10:00	4	296	36	0	0	117	0	0	0	1	0	0	0	30	2	0	1	5	1	0	5	449	39	0	0	493	
10:00 to 11:00	0	323	19	0	0	116	0	0	0	3	0	0	0	21	2	0	0	6	1	0	0	469	22	0	0	491	
11:00 to 12:00	3	273	35	0	0	124	0	0	0	3	0	0	0	27	1	0	0	9	0	0	3	436	36	0	0	475	
12:00 to 13:00	8	235	34	0	0	125	0	0	0	7	0	0	0	20	4	0	0	3	0	0	8	390	38	0	0	436	
13:00 to 14:00	5	213	21	0	0	84	0	0	0	4	0	0	0	8	1	0	0	2	0	0	5	311	22	0	0	338	
14:00 to 15:00	1	275	29	0	0	91	0	0	0	3	0	0	0	18	0	0	0	3	0	0	1	390	29	0	0	420	
15:00 to 16:00	1	304	29	0	0	96	0	0	0	0	0	0	0	19	0	0	0	6	0	0	1	427	29	0	0	457	
16:00 to 17:00	0	225	38	0	0	102	0	0	0	4	0	0	0	19	1	0	0	1	0	0	0	351	39	0	0	390	
17:00 to 18:00	1	267	36	0	0	170	1	0	0	10	0	0	0	17	0	0	0	0	0	0	1	464	37	0	0	502	
TOTAL	27	2804	328	0	0	1336	5	0	3	41	1	0	1	207	14	0	3	37	2	0	34	4605	350	0	0	4989	

Name of IC/RA Mahatma Gaudhi IC  
 Inflow lane No. D  
 Weather Sunny-Storm-Cloudy  
 Date 6-Dec-06

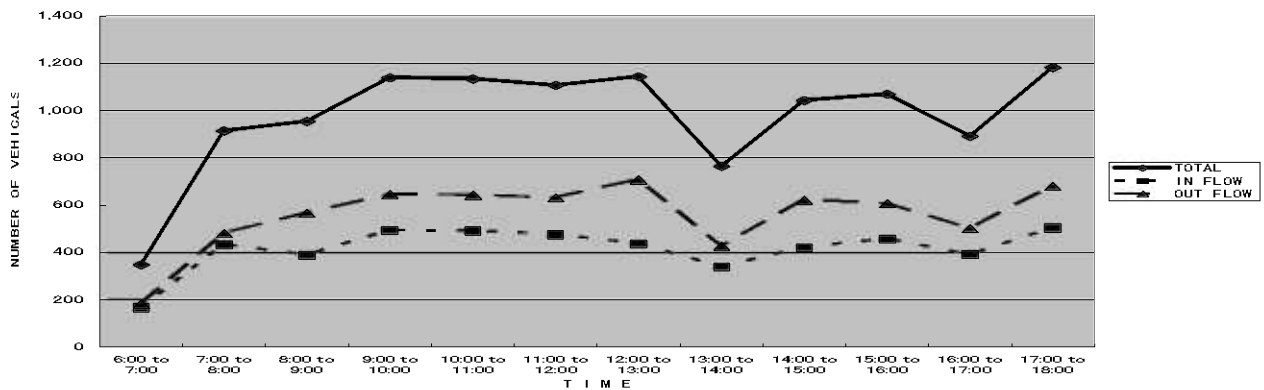


	Passenger car				Minibus				Truck (2 axles)				Trail and Lorry				Other				SUB TOTAL				TOTAL		
	3	5	7	16	3	5	7	16	3	5	7	16	3	5	7	16	3	5	7	16	3	5	7	16		3	5
6:00 to 7:00	10	89	16	0	0	55	6	0	1	2	0	0	0	1	0	0	0	0	2	0	11	147	24	0	0	182	
7:00 to 8:00	24	233	60	0	0	143	4	0	2	7	0	0	0	2	0	1	0	0	5	0	28	383	70	0	0	461	
8:00 to 9:00	86	209	33	0	2	197	5	0	5	18	0	0	4	6	0	0	0	1	0	97	430	39	0	0	566		
9:00 to 10:00	56	345	19	0	0	179	6	0	0	18	0	0	4	8	7	0	3	0	0	60	553	32	0	0	645		
10:00 to 11:00	61	347	17	0	1	182	3	0	2	14	1	0	3	3	5	0	0	2	1	0	67	548	27	0	0	642	
11:00 to 12:00	79	276	33	0	1	214	5	0	3	3	0	0	6	4	2	0	0	1	4	0	89	496	44	0	0	631	
12:00 to 13:00	73	355	22	0	3	214	2	0	1	13	0	0	3	11	7	0	0	3	0	80	593	34	0	0	707		
13:00 to 14:00	59	205	42	0	2	91	1	0	3	6	0	0	2	11	4	0	0	0	0	0	66	313	47	0	0	426	
14:00 to 15:00	107	319	28	0	0	142	3	0	1	8	0	0	5	2	4	0	0	2	1	0	113	473	36	0	0	622	
15:00 to 16:00	113	285	29	0	6	156	1	0	2	0	1	0	4	7	2	0	0	0	0	125	448	33	0	0	606		
16:00 to 17:00	92	212	25	0	0	127	3	0	6	17	3	0	3	5	4	0	0	4	0	101	365	35	0	0	501		
17:00 to 18:00	105	320	30	0	0	192	5	0	3	12	0	0	0	5	1	0	0	7	0	108	529	43	0	0	680		
TOTAL	665	3195	354	0	15	1892	44	0	29	118	5	0	36	63	37	0	0	12	24	0	945	5200	464	0	0	6009	

Name of IC/RA Mahatma Gaudhi IC  
 In-Outlet lane No. D  
 Weather Sunny-Storm-Cloudy  
 Date 6-Dec-06

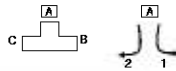


	Passenger car				Minibus				Truck (2 axles)				Trail and Lorry				Other				SUB TOTAL				TOTAL				
	3	5	7	16	3	5	7	16	3	5	7	16	3	5	7	16	3	5	7	16	3	5	7	16		3	5	7	16
6:00 to 7:00	10	89	16	0	0	55	6	0	1	2	0	0	0	1	0	0	0	0	2	0	11	147	24	2	151	13	0	0	340
7:00 to 8:00	24	233	60	0	0	143	4	0	2	7	0	0	2	0	1	7	2	0	5	2	28	383	70	5	465	23	0	0	611
8:00 to 9:00	86	209	33	0	2	197	5	0	5	18	0	0	4	6	0	0	0	1	0	97	430	39	3	462	23	0	0	604	
9:00 to 10:00	56	345	19	0	0	179	6	0	0	18	0	0	4	8	7	0	3	0	0	60	553	32	5	440	39	0	0	639	
10:00 to 11:00	61	347	17	0	1	182	3	0	2	14	1	0	3	3	5	0	2	1	0	67	548	27	4	460	22	0	0	631	
11:00 to 12:00	79	276	33	0	1	214	5	0	3	3	0	0	6	4	2	0	0	1	4	0	89	496	44	3	436	36	0	0	631
12:00 to 13:00	73	355	22	0	3	214	2	0	1	13	0	0	3	11	7	0	0	3	0	80	593	34	0	390	39	0	0	664	
13:00 to 14:00	59	205	42	0	2	91	1	0	3	6	0	0	2	11	4	0	0	0	0	66	313	47	5	440	39	0	0	639	
14:00 to 15:00	107	319	28	0	0	142	3	0	1	8	0	0	5	2	4	0	0	2	1	0	113	473	36	1	390	29	0	0	632
15:00 to 16:00	113	285	29	0	6	156	1	0	2	0	1	0	4	7	2	0	0	0	0	125	448	33	1	429	29	0	0	606	
16:00 to 17:00	92	212	25	0	0	127	3	0	6	17	3	0	3	5	4	0	0	4	0	101	365	35	0	351	39	0	0	611	
17:00 to 18:00	105	320	30	0	0	192	5	0	3	12	0	0	0	5	1	0	0	7	0	108	529	43	1	464	37	0	0	632	
TOTAL	665	3195	354	0	15	1892	44	0	29	122	5	0	36	63	37	1	202	14	0	0	945	5204	464	24	4642	350	0	0	6009



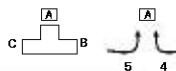
# Clock Tower R/A

Name of IC/RA: Clock Tower R/A  
 Inflow lane No.: A  
 Weather: Sunny-Storm-Cloudy  
 Date: 5-Dec-06



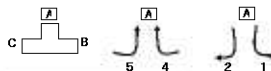
	Passenger car				Minibus				Truck (2 axles)				Trail and Lorry				Other				SUB TOTAL		TOTAL		
	1	2	3	4	1	2	3	4	1	2	3	4	1	2	3	4	1	2	3	4	1	2			
6:00 to 7:00	54	0	184	0	17	0	54	0	0	0	1	0	1	0	2	0	0	0	3	0	72	0	244	0	316
7:00 to 8:00	323	0	482	0	5	0	72	0	2	1	1	0	3	0	16	0	3	0	5	0	336	1	576	0	913
8:00 to 9:00	162	0	313	0	5	0	65	0	0	1	4	0	8	0	18	0	11	0	16	0	186	1	416	0	603
9:00 to 10:00	146	0	298	0	5	0	66	0	0	0	11	0	8	0	30	0	1	0	22	0	160	0	427	0	587
10:00 to 11:00	76	0	150	0	3	0	52	0	3	0	3	0	3	0	11	0	0	0	0	0	85	0	216	0	301
11:00 to 12:00	37	0	151	0	3	0	46	0	4	0	9	0	9	0	8	0	0	0	0	0	53	0	214	0	267
12:00 to 13:00	165	0	349	0	4	0	68	0	1	0	1	0	9	0	15	0	1	0	8	0	180	0	441	0	621
13:00 to 14:00	148	0	329	0	2	0	48	0	4	0	2	0	7	1	20	0	2	0	7	0	163	1	406	0	570
14:00 to 15:00	179	0	343	0	0	0	58	0	0	0	1	0	18	0	41	0	1	0	15	0	198	0	458	0	656
15:00 to 16:00	148	0	339	0	5	0	75	0	2	0	2	0	8	0	23	0	4	0	16	0	167	0	455	0	622
16:00 to 17:00	126	0	322	0	19	0	60	0	0	0	9	0	17	0	8	0	0	0	8	0	162	0	407	0	569
17:00 to 18:00	313	0	446	0	5	0	77	0	0	0	12	0	16	1	12	0	0	0	4	0	334	1	551	0	886
TOTAL	1,877	0	3,706	0	73	0	741	0	19	2	59	0	107	2	204	0	23	0	104	0	2,096	4	4,811	0	6,911

Name of IC/RA: Clock Tower R/A  
 Outflow lane No.: A  
 Weather: Sunny-Storm-Cloudy  
 Date: 5-Dec-06

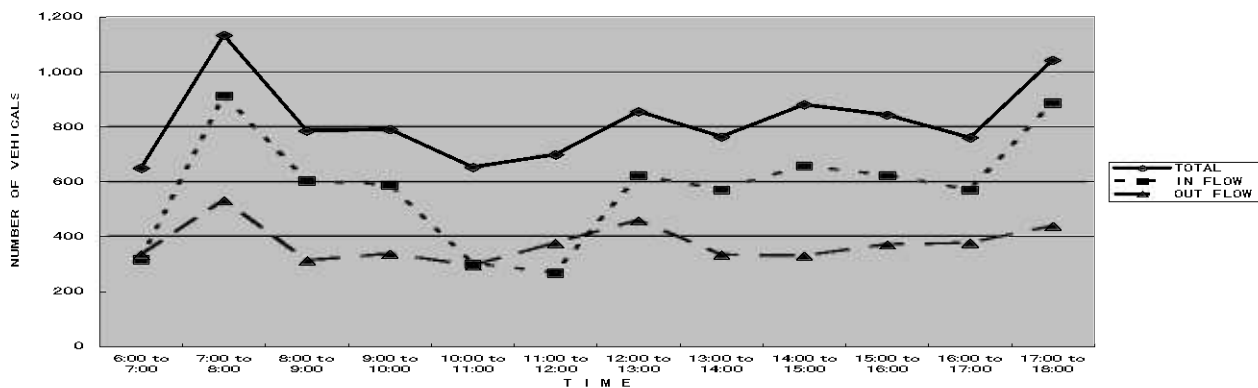


	Passenger car		Minibus		Truck (2 axles)		Trail and Lorry		Other		SUB TOTAL		TOTAL			
	4	5	4	5	4	5	4	5	4	5	4	5				
6:00 to 7:00	71	185	6	65	0	1	0	3	2	0	79	0	254	0	333	
7:00 to 8:00	143	214	12	142	0	10	3	7	1	0	159	0	373	0	532	
8:00 to 9:00	73	156	2	55	0	4	8	14	0	0	83	0	229	0	312	
9:00 to 10:00	78	150	11	70	0	9	8	10	0	0	97	0	239	0	336	
10:00 to 11:00	69	127	13	61	0	4	10	9	0	0	92	0	201	0	283	
11:00 to 12:00	103	161	16	65	1	15	7	7	0	0	127	0	248	0	375	
12:00 to 13:00	74	185	8	165	2	10	11	3	0	0	95	0	363	0	458	
13:00 to 14:00	44	157	4	89	1	12	15	10	1	0	65	0	268	0	333	
14:00 to 15:00	54	206	4	44	4	7	1	8	1	0	64	0	265	0	329	
15:00 to 16:00	80	195	26	37	3	2	12	15	0	0	121	0	249	0	370	
16:00 to 17:00	63	143	62	77	5	8	8	10	0	0	138	0	238	0	376	
17:00 to 18:00	77	194	0	109	0	3	0	9	0	5	116	0	321	0	437	
TOTAL	929	2,073	0	188	0	91	0	88	0	106	0	1,236	0	3,248	0	4,484

Name of IC/RA: Clock Tower R/A  
 In-Outflow lane No.: A  
 Weather: Sunny-Storm-Cloudy  
 Date: 5-Dec-06



	Passenger car					Minibus					Truck (2 axles)					Trail and Lorry					Other					SUB TOTAL					TOTAL	
	1	2	4	5	5	1	2	4	5	5	1	2	4	5	5	1	2	4	5	5	1	2	4	5	5	1	2	4	5	1		2
6:00 to 7:00	59	179	71	185	15	54	6	65	0	1	4	0	1	1	3	0	3	0	4	2	0	75	241	79	254	649						
7:00 to 8:00	194	318	143	214	15	59	12	142	1	2	0	10	1	5	3	7	1	5	1	0	212	389	159	373	1,133							
8:00 to 9:00	111	255	73	156	13	67	2	55	0	2	0	4	5	10	8	14	1	9	0	0	130	343	83	229	785							
9:00 to 10:00	93	253	78	150	10	64	11	70	0	5	0	9	3	12	8	10	1	13	0	0	107	347	97	239	790							
10:00 to 11:00	96	190	69	127	10	59	13	61	2	1	0	4	2	5	10	9	0	4	0	0	100	259	92	201	652							
11:00 to 12:00	60	185	103	161	10	56	16	65	1	2	1	15	1	4	7	7	0	4	0	0	72	251	127	248	699							
12:00 to 13:00	92	209	74	185	11	66	8	165	1	1	2	10	3	10	11	3	0	4	0	0	107	290	95	363	655							
13:00 to 14:00	97	247	44	157	10	58	4	89	2	1	1	12	3	6	15	10	0	6	1	0	112	318	65	268	763							
14:00 to 15:00	135	303	54	206	10	67	4	44	0	1	4	7	8	18	1	8	0	9	1	0	153	398	64	265	800							
15:00 to 16:00	97	267	80	195	10	70	26	37	1	3	3	2	4	9	12	15	3	9	0	0	115	358	121	249	843							
16:00 to 17:00	76	221	63	143	16	57	62	77	0	2	5	8	3	5	8	10	0	4	0	0	95	269	138	238	760							
17:00 to 18:00	190	317	77	194	15	60	24	109	0	3	3	9	6	7	5	10	0	7	7	0	211	394	116	321	1,042							
TOTAL	1,290	2,944	929	2,073	145	737	188	978	8	24	19	91	40	94	88	106	6	78	12	0	1,468	3,877	1,236	3,248	9,650							



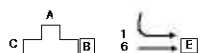
# 【Clock Tower R/A】

Name of IC/RA Clock Tower R/A  
 Inflow lane No. B  
 Weather Sunny-Storm-Cloudy  
 Date 5-Dec-06



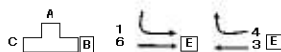
	Passenger car			Minibus			Truck (2 axes)			Trail and Lorry			Other			SUB TOTAL			TOTAL						
	3	4		3	4		3	4		3	4		3	4		3	4								
6:00 to 7:00	0	80	71	0	0	96	6	0	0	0	0	0	0	5	0	0	0	2	0	0	183	79	0	262	
7:00 to 8:00	0	196	143	0	0	178	12	0	0	5	0	0	0	15	3	0	0	0	1	0	0	384	159	0	543
8:00 to 9:00	0	367	73	0	0	256	2	0	1	3	0	0	0	20	8	0	0	0	0	0	1	646	83	0	730
9:00 to 10:00	0	391	78	0	0	357	11	0	4	4	0	0	0	24	8	0	0	0	0	0	4	776	97	0	873
10:00 to 11:00	0	345	69	0	0	355	13	0	0	11	0	0	0	46	10	0	0	0	0	0	0	757	92	0	849
11:00 to 12:00	0	336	103	0	0	192	16	0	0	8	1	0	0	22	7	0	0	0	0	0	0	558	127	0	685
12:00 to 13:00	0	332	74	0	0	269	8	0	0	20	2	0	0	33	11	0	0	0	0	0	0	654	95	0	749
13:00 to 14:00	0	351	44	1	0	171	4	0	0	10	1	0	0	31	15	0	0	6	1	0	0	569	65	1	635
14:00 to 15:00	0	363	54	0	0	228	4	0	0	6	4	0	0	23	1	0	0	5	1	0	0	625	64	0	689
15:00 to 16:00	0	306	80	0	0	255	26	1	0	0	3	0	0	29	12	0	0	1	0	0	0	591	121	1	713
16:00 to 17:00	0	369	63	0	0	328	62	0	0	29	5	0	0	43	8	0	0	0	0	0	0	769	138	0	907
17:00 to 18:00	0	363	77	1	0	251	24	0	0	17	3	0	0	20	5	0	0	39	7	0	0	690	116	1	807
TOTAL	0	3,799	929	2	0	2,938	188	1	5	113	19	0	0	311	88	0	0	51	12	0	5	7,212	1,236	3	8,450

Name of IC/RA Clock Tower R/A  
 Outflow lane No. B  
 Weather Sunny-Storm-Cloudy  
 Date 5-Dec-06

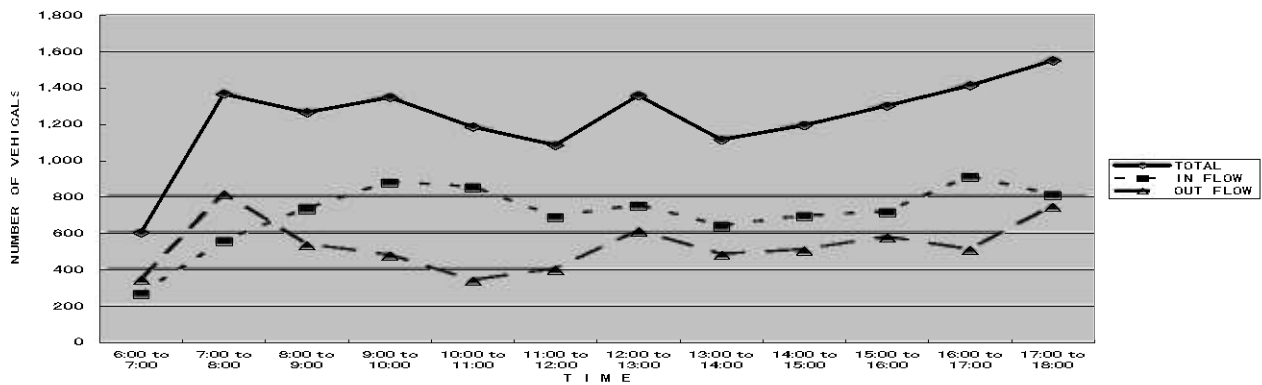


	Passenger car		Minibus		Truck (2 axes)		Trail and Lorry		Other		SUB TOTAL		TOTAL
	1	6	1	6	1	6	1	6	1	6	1	6	
6:00 to 7:00	54	138	17	128	0	0	1	3	0	0	72	269	341
7:00 to 8:00	323	305	5	161	2	2	3	9	3	0	336	477	813
8:00 to 9:00	162	235	5	91	0	7	8	15	11	0	186	348	534
9:00 to 10:00	146	193	5	108	0	4	8	9	1	0	160	314	474
10:00 to 11:00	76	165	3	74	3	5	3	7	0	0	85	251	336
11:00 to 12:00	37	222	3	115	4	5	9	3	0	0	53	345	398
12:00 to 13:00	165	215	4	202	1	5	9	6	1	0	180	428	608
13:00 to 14:00	148	184	2	120	4	8	7	4	2	0	163	316	478
14:00 to 15:00	179	230	0	64	0	7	18	5	1	0	198	306	504
15:00 to 16:00	148	296	5	94	2	0	8	17	4	0	167	407	574
16:00 to 17:00	126	217	19	96	0	12	17	18	0	0	162	343	505
17:00 to 18:00	313	260	5	135	0	5	16	9	0	0	334	409	743
TOTAL	1,877	2,660	73	1,388	0	16	107	105	23	0	2,096	4,213	6,309

Name of IC/RA Clock Tower R/A  
 In-Outflow lane No. B  
 Weather Sunny-Storm-Cloudy  
 Date 5-Dec-06



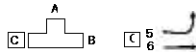
	Passenger car			Minibus			Truck (2 axes)			Trail and Lorry			Other			SUB TOTAL			TOTAL						
	1	3	6	1	3	6	1	3	6	1	3	6	1	3	6	1	3	6							
6:00 to 7:00	54	80	71	138	17	98	6	128	0	0	0	1	5	0	3	0	0	2	0	72	183	79	269	603	
7:00 to 8:00	323	196	143	305	5	178	12	161	2	5	0	2	3	15	3	9	3	0	1	0	336	394	159	477	1366
8:00 to 9:00	162	367	73	235	5	256	2	91	0	3	0	7	8	20	8	15	11	0	0	0	186	646	83	348	1263
9:00 to 10:00	146	391	78	193	5	357	11	108	0	4	0	4	8	24	8	9	1	0	0	0	160	776	97	314	1347
10:00 to 11:00	76	345	69	165	3	355	13	74	3	11	0	5	3	46	10	7	0	0	0	0	85	757	92	251	1185
11:00 to 12:00	37	336	103	222	3	192	16	115	4	8	1	5	9	22	7	3	0	0	0	0	53	558	127	345	1083
12:00 to 13:00	165	332	74	215	4	269	8	202	1	20	2	5	9	33	11	6	1	0	0	0	180	654	95	428	1357
13:00 to 14:00	148	351	44	184	2	171	4	120	4	10	1	8	7	31	15	4	2	6	1	0	163	569	65	316	1113
14:00 to 15:00	179	363	54	230	0	228	4	64	0	6	4	7	18	23	1	5	1	5	1	0	198	625	64	306	1193
15:00 to 16:00	148	306	80	296	5	255	26	94	2	9	3	5	8	29	12	17	4	1	0	0	167	600	121	412	1309
16:00 to 17:00	126	369	63	217	19	328	62	96	0	29	5	12	17	43	8	18	0	0	0	0	162	769	138	343	1412
17:00 to 18:00	313	363	77	260	5	251	24	135	0	17	3	5	16	20	5	9	0	39	7	0	334	690	116	409	1549
TOTAL	1,877	3,799	929	2,660	73	2,938	188	1,388	16	122	19	65	107	311	88	105	23	51	12	0	2,096	7,221	1,236	4,218	14,771





# Clock Tower R/A

Name of IC/RA: Clock Tower R/A  
 Inflow lane No.: C  
 Weather: Sunny-Storm-Cloudy  
 Date: 5-Dec-06



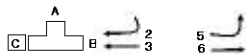
	Passenger car				Minibus				Truck (2 axes)				Trail and Lorry				Other				SUB TOTAL				TOTAL
	5	6			5	6			5	6			5	6			5	6			5	6			
6:00 to 7:00	185	138	0	0	65	128	0	0	1	0	0	0	3	3	0	0	0	0	0	0	254	269	0	0	523
7:00 to 8:00	214	305	0	0	142	161	0	0	10	2	0	0	7	9	0	0	0	0	0	0	373	477	0	0	850
8:00 to 9:00	156	235	0	0	55	91	0	0	4	7	0	0	14	15	0	0	0	0	0	0	229	348	0	0	577
9:00 to 10:00	150	193	0	0	70	108	0	0	9	4	0	0	10	9	0	0	0	0	0	0	239	314	0	0	553
10:00 to 11:00	127	165	0	0	61	74	0	0	4	5	0	1	9	7	0	0	0	0	0	0	201	251	0	1	453
11:00 to 12:00	161	222	0	0	65	115	0	0	15	5	0	0	7	3	0	0	0	0	0	0	248	345	0	0	593
12:00 to 13:00	185	215	0	0	165	202	0	0	10	5	0	0	3	6	0	0	0	0	0	0	363	428	0	0	791
13:00 to 14:00	157	184	0	0	89	120	0	0	12	8	0	0	10	4	0	0	0	0	0	0	268	316	0	0	584
14:00 to 15:00	206	230	0	0	44	64	0	0	7	7	0	0	8	5	0	0	0	0	0	0	265	306	0	0	571
15:00 to 16:00	195	296	0	0	37	94	0	0	2	0	0	0	15	17	0	0	0	0	0	0	249	407	0	0	656
16:00 to 17:00	143	217	0	0	77	96	0	0	8	12	0	0	10	18	0	0	0	0	0	0	238	343	0	0	581
17:00 to 18:00	194	260	0	0	108	135	0	0	9	5	0	0	10	9	0	0	0	0	0	0	321	409	0	0	730
TOTAL	2,073	2,660	0	0	978	1,398	0	0	91	60	0	1	106	106	0	0	0	0	0	0	3,248	4,213	0	1	7,462

Name of IC/RA: Clock Tower R/A  
 Outflow lane No.: C  
 Weather: Sunny-Storm-Cloudy  
 Date: 5-Dec-06

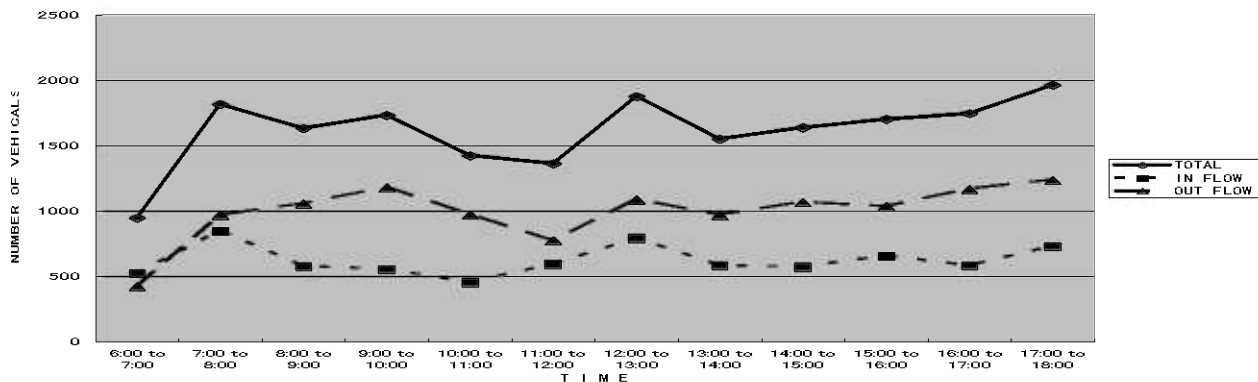


	Passenger car		Minibus		Truck (2 axes)		Trail and Lorry		Other		SUB TOTAL				TOTAL
	2	3	2	3	2	3	2	3	2	3	2	3	5	6	
6:00 to 7:00	184	80	54	98	1	0	2	5	0	0	241	0	183	0	424
7:00 to 8:00	482	196	72	178	1	5	16	15	3	0	574	0	394	0	968
8:00 to 9:00	313	367	65	256	4	3	18	20	11	0	411	0	646	0	1,057
9:00 to 10:00	298	391	66	357	11	4	30	24	1	0	406	0	776	0	1,182
10:00 to 11:00	150	345	52	355	3	11	11	46	0	0	216	0	757	0	973
11:00 to 12:00	151	336	46	192	9	8	8	22	0	0	214	0	558	0	772
12:00 to 13:00	349	332	68	269	1	20	15	33	1	0	434	0	654	0	1,088
13:00 to 14:00	329	351	48	171	2	10	20	31	2	6	401	0	569	0	970
14:00 to 15:00	343	363	58	228	1	6	41	23	1	5	444	0	625	0	1,069
15:00 to 16:00	339	306	75	255	2	0	23	29	4	1	443	0	591	0	1,034
16:00 to 17:00	322	369	60	328	9	29	8	43	0	0	389	0	769	0	1,168
17:00 to 18:00	446	363	77	251	12	17	12	20	0	39	547	0	690	0	1,237
TOTAL	3,706	3,799	741	2,838	56	113	204	311	23	51	4,730	0	7,212	0	11,942

Name of IC/RA: Clock Tower R/A  
 In-Outflow lane No.: C  
 Weather: Sunny-Storm-Cloudy  
 Date: 5-Dec-06



	Passenger car				Minibus				Truck (2 axes)				Trail and Lorry				Other				SUB TOTAL				TOTAL
	2	3	5	6	2	3	5	6	2	3	5	6	2	3	5	6	2	3	5	6	2	3	5	6	
6:00 to 7:00	184	80	185	138	54	98	65	128	1	0	1	0	2	5	3	3	0	0	0	0	241	183	254	269	947
7:00 to 8:00	482	196	214	305	72	178	142	161	1	5	10	2	16	15	7	9	3	0	0	0	574	394	373	477	1,818
8:00 to 9:00	313	367	156	235	65	256	55	91	4	3	4	7	18	20	14	15	11	0	0	0	411	646	229	348	1,634
9:00 to 10:00	298	391	150	193	66	357	70	108	11	4	9	4	30	24	10	9	1	0	0	0	406	776	239	314	1,735
10:00 to 11:00	150	345	127	165	52	355	61	74	3	11	4	5	11	46	9	7	0	0	0	0	216	757	201	251	1,425
11:00 to 12:00	151	336	161	222	46	192	65	115	9	8	15	5	8	22	7	3	0	0	0	0	214	558	248	345	1,365
12:00 to 13:00	349	332	185	215	68	269	165	202	1	20	10	5	15	33	3	6	1	0	0	0	434	654	363	428	1,879
13:00 to 14:00	329	351	157	184	48	171	89	120	2	10	12	8	20	31	10	4	2	6	0	0	401	569	268	316	1,554
14:00 to 15:00	343	363	206	230	58	228	44	64	1	6	7	7	41	23	8	5	1	5	0	0	444	625	265	306	1,640
15:00 to 16:00	339	306	195	296	75	255	37	94	2	9	2	5	23	29	15	17	4	1	0	0	443	600	249	412	1,704
16:00 to 17:00	322	369	143	217	60	328	77	96	9	29	8	12	8	43	10	18	0	0	0	0	389	769	238	343	1,749
17:00 to 18:00	446	363	194	260	77	251	108	135	12	17	9	5	12	20	10	9	0	39	0	0	547	690	321	409	1,967
TOTAL	3,706	3,799	2,073	2,660	741	2,838	978	1,398	56	122	91	65	204	311	106	106	23	51	0	0	4,730	7,221	3,248	4,218	19,417




**6) Axle Load Survey**

Date 7-Dec-06 (Cloudy)

S/N	Axles	Measured Weight (kg)	Maximum Load Capacity (Incl. the vehicle)	Over load weight	Remarks
1	1	1,300			
	2	1,600			
	total	2,900	5,270	-2,370	
2	1	1,250			
	2	1,900			
	total	3,150	5,190	-2,040	
3	1	3,200			
	2	8,000			
	total	11,200	8,410	2,790	
4	1	3,000			
	2	7,800			
	3	7,200			
	total	18,000	17,000	1,000	
5	1	1,700			
	2	1,550			
	total	3,250	5,000	-1,750	
6	1	5,350			
	2	5,350			
	3	9,350			
	4	10,450			
	5	8,750			
	6	8,750			
	total	48,000	39,090	8,910	
7	1	6,500			
	2	6,300			
	3	6,600			
	4	6,050			
	5	5,500			
	6	5,500			
	7	6,300			
	8	5,950			
	9	6,100			
	total	54,800	23,000	31,800	
8	1	4,650			
	2	2,250			
	3	6,300			
	4	4,300			
	5	1,550			
total	19,050	7,700	11,350		
9	1	6,050			
	2	7,600			
	total	13,650	17,000	-3,350	
10	1	4,600			
	2	5,350			
	3	6,100			
	4	7,600			
	5	9,000			
	6	9,900			
total	42,550	37,200	5,350		
11	1	5,900			
	2	2,200			
	3	7,000			
	4	7,350			
	5	7,850			
total	30,300	30,000	300		
12	1	4,850			
	2	4,950			
	3	4,300			
	4	9,757			
	5	10,500			
total	34,357	28,300	6,057		

S/N	Axles	Measured Weight (kg)	Maximum Load Capacity (Incl. the vehicle)	Over load weight	Remarks
13	1	6,450			
	2	13,000			
	3	6,350			
	4	8,000			
	5	9,050			
	total	42,850	28,300	14,550	
14	1	5,150			
	2	7,000			
	3	6,950			
	4	5,200			
	5	5,500			
	6	5,200			
total	35,000	41,770	-6,770		
15	1	5,500			
	2	8,350			
	3	7,900			
	4	10,750			
	5	8,530			
	6	9,250			
total	50,280	30,000	20,280		
16	1	10,700			
	2	9,900			
	3	10,000			
	4	7,900			
	5	8,000			
	6	5,100			
total	51,600	38,000	13,600		
17	1	4,550			
	2	3,400			
	3	3,500			
	4	2,650			
	5	3,150			
	6	3,250			
total	20,500				
18	1	6,700			
	2	6,550			
	3	4,700			
total	17,950	16,430	1,520		
19	1	5,950			
	2	7,300			
total	13,250	7,000	6,250		
20	1	8,500			
	2	13,000			
total	21,500	7,000	14,500		
21	1	7,600			
	2	11,300			
total	18,900	7,000	11,900		
22	1	4,200			
	2	7,050			
	3	7,350			
	4	8,450			
	5	8,150			
	6	10,100			
total	45,300	56,000	-10,700		
23	1	1,450			
	2	3,650			
total	5,100	3,080	2,020		

S/N	Axles	Measured Weight (kg)	Maximum Load Capacity (Incl. the vehicle)	Over load weight	Remarks
24	1	2,700			
	2	8,000			
	total	10,700	11,277	-577	
25	1	12,000			
	2	12,950			
	3	7,600			
	total	32,550	30,000	2,550	
26	1	5,100			
	2	7,500			
	3	7,600			
	4	4,650			
	5	5,200			
	6	5,850			
	total	35,900	56,000	-20,100	
27	1	3,200			
	2	7,500			
	total	10,700	7,000	3,700	

 Axle which over the Malawian standard 8.2t /axle

 Vehicle over loaded