

Study on the Social Needs and Supply of I.T. Engineers

**I.T. INDUSTRY/
MARKET**

- 2000 Census of Population and Development
- Philippine Labor Force Survey
 - Regional Labor Situationer (National Capital Region)
 - Labor Force Participation Rate
 - Labor Force (In Thousand)
- Deployed Land based Overseas Filipino Workers by Destination
 - Asia
 - Middle East
 - Americas
 - Europe

2000 Census of Population and Housing (Final Counts)

National Statistics Office

The population of the Philippines as of May 1, 2000 is 76,498,735 persons. This represents an increase of 11.5 percent or 7.88 million persons over the 1995 census count of 68,616,536 persons. The 2000 census is ten times the Philippine population in 1903 of 7,635,426 persons when the first census that counted the population in the entire archipelago was undertaken.

Population growth rate is 2.36 percent...

The population grew at the rate of 2.36 percent annually between 1995 and 2000. This is slightly higher than the growth rate during the first half of the nineties (2.32 percent). The average annual growth rate during the entire nineties was 2.34 percent, while in the eighties it was 2.35 percent.

Population will double in 29 years ...

If the annual growth rate continues at 2.36 percent, then the Philippine population is expected to double in approximately 29 years.

Five regions surpass the national rate of growth...

Five out of the 16 administrative regions have growth rates higher than the national figure. Two of these are in Luzon (Central Luzon - Region III - 3.20 % and Southern Tagalog - Region IV - 3.72 %), one in the Visayas (Central Visayas - Region VII - 2.79 %), and two in Mindanao (Southern Mindanao - Region XI - 2.60 % and ARMM - 3.86 %).

More than half (56.0 percent) of the Philippine population reside in Luzon. The remainder is almost equally distributed between Mindanao (23.7 percent) and Visayas islands (20.3 percent).

Four out of ten persons reside in NCR, Central Luzon and Southern Tagalog...

The top three regions in terms of population size are Southern Tagalog - Region IV (11.8 million or 15.4% of the total), National Capital Region (9.9 million or 13.0 %), and Central Luzon - Region III (8.0 million or 10.5 %). The combined population of these regions comprise 38.9 percent of the total populace. This means that nearly four out of ten persons in the country reside in NCR or in the adjoining regions of Central Luzon and Southern Tagalog.

ARMM and Southern Tagalog are the fastest growing regions ...

The Autonomous Region in Muslim Mindanao (ARMM) is the fastest growing region in terms of population with an annual growth rate of 3.86 percent during 1995-2000, followed by Southern Tagalog with 3.72 percent.

Among the provinces, Rizal, Tawi-Tawi and Cavite registered the highest growth rates at 5.79 percent, 5.53 percent, and 5.45 percent, respectively.

Pangasinan leads in terms of population size...

Pangasinan has the largest population among the provinces with 2,434,086 persons. Four other provinces surpassed the two-millionth mark: Cebu with 2.38 million persons, Bulacan with 2.23 million persons, Negros Occidental with 2.14 million persons and Cavite with 2.06 million persons.

Sixteen other provinces make up 'The Millionaire's Club'. Two provinces - Tarlac (1.07M persons) and Bohol (1.14M persons) joined the Millionaire's Club in the 2000 census.

Province	Population	Province	Population
1. Pangasinan	2,434,086	12. Leyte	1,592,336
2. Cebu *	2,377,588	13. Iloilo*	1,559,182
3. Bulacan	2,234,088	14. Cam. Sur	1,551,549
4. Negros Occ.*	2,136,647	15. Zambo. del Sur*	1,333,456
5. Cavite	2,063,161	16. Isabela	1,287,575
6. Laguna	1,965,872	17. Bohol	1,137,268
7. Batangas	1,905,348	18. Negros Or.	1,126,061
8. Rizal	1,707,218	19. Albay	1,090,907
9. Quezon	1,679,030	20. Tarlac	1,068,783
10. Nueva Ecija	1,659,883	21. Bukidnon	1,060,265
11. Pampanga*	1,618,759		

* Excluding highly urbanized city/cities

Meanwhile, the provinces with less than one hundred thousand population are Apayao (97,129 persons), Siquijor (81,598 persons), Camiguin (74,232 persons) and Batanes (16,467 persons)

Among the cities/municipalities, the city of Antipolo in the province of Rizal has the biggest population size of 470,886, while Kalayaan in the province of Palawan registered the smallest population with 223 persons.

Three cities in NCR are members of the 'Millionaires' Club'

In NCR, three cities have more than one million residents. Quezon City is the largest with 2.17 million persons, followed by Manila with 1.58 million persons, and Caloocan City with 1.18 million persons.

Taguig is the fastest growing area in NCR ...

The municipality of Taguig is the fastest growing area in NCR, with an average growth rate of 4.45 percent during the period 1995-2000. This is followed by Caloocan City with 3.06 percent, and Parañaque with 3.03 percent.

Davao City surpasses the one-millionth mark ...

Outside of the NCR, the only highly urbanized city which surpassed the one-millionth mark is Davao City with 1.15 million persons. The fastest growing is Mandaue City with a population growth rate of 6.36 percent, followed by Gen. Santos City with 5.05 percent, and Zamboanga City with 3.56 percent.

NCR is the most densely populated region...

The NCR remains the most densely populated region with 15,617 persons occupying a sq. km. of land. This man-land ratio is 61 times the national figure of 255 persons per sq. km. The NCR is the smallest region with a land area of 636 sq. km., which is 0.2 percent of the country's total land area.

The other five most densely populated regions are Central Luzon - Region III with a population density of 441, Central Visayas - Region VII with 381, Ilocos - Region I with 327, Western Visayas - Region VI with 307, and Bicol - Region V with 265. CAR and Cagayan Valley - Region II recorded the lowest population densities with 95 and 105 persons per sq. km., respectively.

Navotas is the most densely populated area in NCR ...

In NCR, the top three most densely populated areas are Navotas with 88,617 persons per sq. km., City of Manila with 41,282 persons per sq. km., and City of Pasig with 38,851 persons per sq. km. Pateros has the lowest population density with 5,520 persons per sq. km

Cavite and Rizal are the most densely populated provinces...

Among the provinces, Cavite and Rizal are the most densely populated with 1,602 and 1,304 persons per sq. km., respectively. The most sparsely populated is Apayao with 24 persons per sq. km.

Average household size down to 5.0...

The average size of Filipino households declined to 5.0 persons, from 5.07 persons in 1995. This means that for every 100 households, the total number of members was fewer by 7 persons in 2000 than it was in 1995. The three regions that exhibited larger average household size than the national figure are ARMM (6.13 persons), Caraga (5.32 persons), and Bicol - Region V (5.24 persons).

Source. National Census and Statistics Office

PHILIPPINE LABOR FORCE SURVEY
JANUARY 2002 (Preliminary Results)
Date Released: March 13, 2002

SUMMARY:

Philippines	January 2002	October 2001	July 2001	April 2001	January 2001
Total 15 years old & Over (in 000)	49,839	49,424	49,137	48,742	48,413
Labor force (in 000)	33,098	33,354	32,567	33,621	31,693
Participation rate (%)	66.4	67.5	66.3	69.0	65.5
Employment (in 000)	29,705	30,085	29,281	29,160	28,096
Rate (%)	89.7	90.2	89.9	86.7	88.7
Unemployment (in 000)	3,393	3,269	3,286	4,461	3,597
Rate (%)	10.3	9.8	10.1	13.3	11.3
Underemployment (in 000)	4,724	5,000	5,188	5,092	4,744
Rate (%)	15.9	16.6	17.7	17.5	16.9

- Labor force population in January 2002 was 4.4% higher than the estimate of 31.7 million a year ago. Labor force participation rate, likewise, increased to 66.4% from 65.5%.
- Employed persons totaled 29.7 million in January 2002, up by 5.7% over January 2001.
 - Employment in agriculture increased by 7.4% to 11.0 million from 10.3 million a year ago. Its share to total employed also increased to 37.1% from 36.5%.
 - *In industry, employment decreased by 86 thousand or by 1.8%. Its share to total employed, likewise, decreased by 1.2 percentage point.*
 - *Employment in services increased by 943 thousand or by 7.2%. Its share to total employed increased to 47.5% from 46.8% last year.*
- Unemployment rate decreased to 10.3% from 11.3% in January last year.
- Underemployment rate declined by 1.0 percentage point, from 16.9% in January last year to 15.9% this year.

HIGHLIGHTS

- Persons aged 15 years old and over reached 49.8 million in January 2002, higher by 2.9 percent from 48.4 million a year ago.

Of the 49.8 million persons 15 years old and over, there were those who joined the labor force...

- The total labor force population in January 2002 was estimated at 33.1 million, up by 4.4 percent from its level of 31.7 million a year ago.
- The labor force participation rate, likewise, increased to 66.4 percent from 65.5 percent.

- Persons not in the labor force like housewives, students, disabled and retired persons slightly increased by 0.1 percent, from 16.720 million a year ago to 16.742 million this year.

Of the 33.1 million persons in the labor force, there were those who were employed and those who were not...

- The number of employed persons in January 2002 increased to 29.7 million, up by 5.7 percent, from 28.1 million last year of the same period.
- Likewise, the corresponding employment rate increased to 89.7 percent from 88.7 percent.

Of the 29.7 million persons employed, there were those either working in agriculture, industry or services...

- *Only the industry sector experienced a decline in employment levels during the reference quarter. The number of employed in this sector decreased by 86 thousand or by 1.8 percent.*
- The services sector increased its level by 943 thousand or by 7.2 percent to 14.1 million from 13.2 million a year ago. Its share to total employed increased to 47.5 percent from 46.8 percent.
- Employment in the agricultural sector continued to increase to 11.0 million in January 2002 from 10.3 million last year. Its share to total employed increased to 37.1 percent from 36.5 percent.

The employed in services...

- Employment in the services sector was registered at 14.1 million in January 2002, a 7.2 percent increase from 13.2 million recorded in the same period last year.
- The wholesale and retail trade, repair of motor vehicles, motorcycles and personal and household sub-sector accounted for the largest share, increasing employment by 554 thousand. Private households with employed persons came in second with 160 thousand increases. Transport, storage and communication ranked third with an 86 thousand increase in employment. Except for other community, social and personal services sub-sector where the number decreased by 53 thousand, all the rest of the remaining sub-sectors also increased in levels ranging from eight (8) thousand to 48 thousand.

The employed in agriculture...

- The unpaid family workers contributed substantially to the increase in the number of employed in the agriculture sector at 529 thousand while own account workers accounted for an additional 336 thousand. The number of wage and salary workers in the agriculture sector decreased by 113 thousand.

The employed in industry...

- *Employment in the industry sector decreased to 4.6 million in January 2002 from 4.7 million last year. Its share to total employed also decreased by 1.2 percentage point.*

The decline in employment was due to decreases posted in manufacturing (55 thousand), construction (32 thousand), and mining and quarrying (3 thousand).

The employed by occupation...

- Among the occupational group, laborers and unskilled workers posted the highest increase in employment by 15.7 percent to 8.9 million from 7.7 million. Officials of government and special interest organizations, corporate executives, managers, managing proprietors and supervisors followed next with an increase of 289 thousand (10.4%) to 3.1 million from 2.8 million.
- The other groups that posted increases were service workers and shop and market sales workers (177 thousand), professionals (115 thousand), technicians and associate professionals (51 thousand) and clerks (3 thousand).

Of the 29.7 million employed, there were those who were paid wages and salaries, worked on their account, or worked for the family...

- The increase in the January 2002 employment was attributed largely to the increase in the number of own-account workers, which came mostly from the services sector. The number of own-account workers increased to 11.3 million in January 2002 from 10.5 million a year earlier. Own account workers under the services sector registered an increase of 11.0 percent, from 4.3 million to 4.8 million.
- Unpaid family workers added 800 thousand to the total employed with the agricultural sector contributing much to the increase at 529 thousand
- The number of wage and salary workers also increased by four (4) thousand, from 14.406 million to 14.410 million.

The employed by region...

- All regions exhibited increases in employment levels with Southern Tagalog posting the highest increment of 280 thousand. The National Capital Region and Western Visayas registered second and third with an increase of 215 thousand and 209 thousand, respectively. Ilocos Region registered the least increase in employment at eleven thousand.
- Twelve of the sixteen regions showed increases in employment rate with Central Mindanao posting the highest increase of 4.3 percentage points. Central Visayas and the National Capital Region followed with 2.5 and 1.8 percentage points, respectively.
- Only four regions displayed decreases in employment rate from January 2001 to January 2002. These were Caraga (88.9 percent from 90.3 percent), Southern Mindanao (89.3 percent from 89.8 percent), Ilocos Region (88.8 percent from 89.2 percent) and Cagayan Valley (95.6 percent from 95.7 percent)

The employed by number of hours worked...

- Full-time workers or those who worked for 40 hours or more declined to 17.9 million in January 2002 from 19.3 million. Likewise, its share to total employment decreased by 8.4 percentage points, from 68.6 percent to 60.2 percent.

- Those who worked for less than 40 hours increased both in levels and proportion to total employment. The number rose to 11.3 million in January 2002 from 8.5 million last year. Its share, likewise, increased by 7.9 percentage points, from 30.2 percent to 38.1 percent.

Of the employed, there were those who desired more hours of work, the underemployed...

- The number of underemployed persons or those who desired additional hours of work decreased by 20 thousand to 4.724 million in January 2002 from 4.744 million a year ago. The corresponding underemployment rate dropped to 15.9 percent this year from 16.9 percent last year.
- Almost seven out of ten underemployed persons worked for less than 40 hours in January 2002. A greater proportion of them (63.4%) were found working in the rural areas than in the urban.
- The services sector recorded the highest decrease in underemployment at 90 thousand (5.4%), while the industry sector reduced its underemployment by 35 thousand (4.3%). The agricultural registered an increase in underemployment at 107 thousand (4.8%).

And there were those who looked for work and did not find any, the unemployed...

- The unemployment rate in January 2002 was estimated at 10.3 percent. This was 1.0 percentage point lower than the estimate last year.
- Unemployment levels likewise decreased by 5.7 percent to 3.4 million in January 2002 from 3.6 million last year.
- Six regions posted a double-digit unemployment rate with Metro Manila posting the highest at 16.1 percent. Central Luzon also posted a double-digit unemployment rate but with a decline to 11.5 from 12.2 percent. The other regions with double-digit unemployment rates were Southern Tagalog (11.4%), Ilocos Region (11.2%), Caraga (11.1%) and Southern Mindanao (10.7%).

*Source: National Statistics Office
Manila, Philippines*

Regional Labor Situationer

NATIONAL CAPITAL REGION

EMPLOYMENT STATUS (July Round)		
INDICATOR	2001	2000
Household Population 15 Years Old and Over (000)	7,135	6,977
<i>Labor Force (000)</i>	4,548	4,363
<i>Employed (000)</i>	3,835	3,612
Working:		
Less than 40 hours (part-time) (000)	662	506
40 Hours and Over (full-time) (000)	3,127	3,073
Did not work during the Past Week	45	32
Underemployed (000)	540	655
<i>Unemployed (000)</i>	713	751
Labor Force Participation Rate (%)	63.7	62.5
Employment Rate (%)	84.3	82.8
Underemployment Rate (%)	14.1	18.1
Unemployment Rate (%)	15.7	17.2
Mean Weekly Hours Worked	48.3	50.6
<i>Note: Details may not add up to totals due to rounding. Source of basic data: National Statistics Office, Labor Force Survey.</i>		

RESULTS OF THE JANUARY 2002 LABOR FORCE SURVEY IN THE PHILIPPINES

Selected Variables	Jan-01	Oct-01	Jan-02
LABOR FORCE PARTICIPATION RATE	65.5	67.5	66.4
EMPLOYMENT RATE	88.7	90.2	89.7
Hours Worked			
Working:			
Less than 40 hours	30.2	38.7	38.1
40 hours and over	68.6	62.4	60.2
Did not work	1.2	1.6	1.7
Class of Worker			
Wage and Salary	51.3	49.0	48.5
Own-account	37.2	37.4	37.9
Unpaid Family Worker	11.5	13.6	13.6
Occupation			
Officials of Government & Special Interest Organizations, Corporate Executives, Managers, Managing Proprietors and Supervisors	9.9	10.3	10.3
Professionals	4.6	4.6	4.7
Technicians and Associate Professionals	2.6	2.5	2.6
Clerks	4.7	4.4	4.4
<i>Service Workers and Shop and Market Sales Work</i>	9.0	9.0	9.1
Farmers, Forestry Workers and Fishermen	22.3	21.1	21.1
Trades and Related Workers	11.0	10.1	10.0
Plant and Machine Operators and Assemblers	8.1	7.6	7.4
Laborers and Unskilled Workers	27.3	29.9	29.9
Special Occupations (Including Non-Gainful Activities)	0.4	0.4	0.4
Industry Sector			
Agriculture	36.5	37.4	37.1
Agriculture, Hunting and Forestry	32.7	33.6	33.2
Fishing	3.8	3.8	3.8
Industry	16.7	15.6	15.5
Mining and Quarrying	0.4	0.3	0.4
Manufacturing	10.3	9.6	9.5
Electricity, Gas and Water	0.4	0.4	0.4
Construction	5.6	5.2	5.2

Services	46.8	47.0	47.5
Wholesale and Retail Trade, Repair of Motor Vehicles, Motorcycles and Personal and Household Goods	17.7	18.4	18.6
Hotels and Restaurants	2.4	2.3	2.3
Transport, Storage and Communication	7.4	7.2	7.3
Financial Intermediation	1.0	1.0	1.0
Real Estate, Renting and Business Activities	1.7	1.8	1.8
Public Administration & Defense, Compulsory Social Security	4.9	4.6	4.8
Education	3.2	3.2	3.1
Health and Social Work	1.1	1.1	1.2
Other Community, Social & Personal Service Activities	3.3	3.0	3.0
Private Households with Employed Persons	4.1	4.4	4.4
Extra-Territorial Organizations & Bodies	0.0	0.0	0.0
UNEMPLOYMENT RATE	11.3	9.8	10.3
UNDEREMPLOYMENT RATE	16.9	16.6	15.9
VISIBLE UNDEREMPLOYMENT RATE	9.9	10.9	10.8

*Source: Labor Force Survey
Income and Employment Statistics Division
Household Statistics Department
National Statistics Office
Republic of the Philippines*

RESULTS OF THE JANUARY 2002 LABOR FORCE SURVEY IN THE PHILIPPINES
(In Thousands)

Selected Variables	Jan-01	Oct-01	Jan-02
LABOR FORCE POPULATION	31,693	33,354	33,098
EMPLOYED PERSONS	28,096	30,085	29,705
HOURS WORKED			
Working:			
Less than 40 hours	8,486	10,572	10,572
40 hours and over	19,264	19,092	17,871
Did not work	346	422	505
CLASS OF WORKER			
Wage and Salary	14,406	14,751	14,411
Own-account	10,459	11,257	11,265
Unpaid Family Worker	3,230	4,077	4,030
OCCUPATION			
Officials of Government & Special Interest Organizations, Corporate Executives, Managers, Managing Proprietors and Supervisors	2,783	3,090	3,072
Professionals	1,286	1,390	1,401
Technicians and Associate Professionals	725	754	776
Clerks	1,311	1,326	1,314
Service Workers and Shop and Market Sales Workers	2,532	2,720	2,709
Farmers, Forestry Workers and Fishermen	6,279	6,345	6,266
Trades and Related Workers	3,093	3,045	2,962
Plant and Machine Operators and Assemblers	2,281	2,278	2,194
Laborers and Unskilled Workers	7,682	9,003	8,888
Special Occupations (Including Non-Gainful Activities)	124	133	122
INDUSTRY SECTOR			
Agriculture	10,252	11,253	11,006
Agriculture, Hunting and Forestry	9,176	10,102	9,870
Fishing	1,076	1,151	1,136
Industry	4,682	4,682	4,596
Mining and Quarrying	118	103	115
Manufacturing	2,885	2,892	2,830
Electricity, Gas and Water	116	116	120
Construction	1,563	1,571	1,531
Services	13,161	4,151	14,104
Wholesale and Retail Trade, Repair of Motor Vehicles, Motorcycles and Personal and Household Goods	4,964	5,526	5,518
Hotels and Restaurants	668	700	676
Transport, Storage and Communication	2,081	2,171	2,167
Financial Intermediation	285	314	299

Real Estate, Renting and Business Activities	490	534	537
Public Administration & Defense, Compulsory Social Security	1,380	1,385	1,424
Education	892	955	932
Health and Social Work	301	339	349
Other Community, Social & Personal Service Activities	939	890	886
Private Households with Employed Persons	1,154	1,334	1,314
Extra-Territorial Organizations & Bodies	7	3	2
UNEMPLOYED PERSONS			
15 - 19 years old	631	566	589
20 - 24 years old	981	923	992
25 - 34 years old	851	814	823
35 - 44 years old	445	387	408
45 - 54 years old	355	296	298
55 - 64 years old	230	172	183
65 years old and over	104	111	101
Not reported	*	-	-
UNDEREMPLOYED PERSONS			
Worked less than 40 hours	4,744	5,000	4,724
Worked 40 hours and over	2,779	3,282	3,212
	1,965	1,718	1,512
NOT IN THE LABOR FORCE	16,720	16,069	16,742

* less than 500

*Source: Labor Force Survey
Income and Employment Statistics Division
Household Statistics Department
National Statistics Office
Republic of the Philippines*

NSO to conduct survey on IT and e-commerce

Date Released: February 8, 2002

The National Statistics Office (NSO) is set to undertake this year the **2002 Survey of Information and Communication Technology (ICT) in Philippine Business and Industry** in close collaboration with the Information Technology and E-Commerce Council (ITECC) of the Office of the President. This is the first time that the survey is to be conducted by the NSO. The survey aims to collect and generate benchmark information on the availability, distribution and utilization of ICT among businesses and industries in the country.

The survey will cover all establishments engaged in economic activities as ICT producers and service providers and include, among others, hardware and software consultants, publishers and suppliers; data processors; research and development services; telecommunication services; tri-media production and broadcasting, and, educational institutions in Manila, Cebu, Davao and export processing zones areas (EPZAs). Likewise, all other industries which are perceived to be ICT users shall be included in the survey.

The 2002 Survey on ICT will be conducted from May 6, 2002 to July 31, 2002. "We would like to once again request all concerned business and industries to give their full support to the undertaking," said NSO Administrator Carmelita Ericta. She also enjoins the respondents to provide accurate facts and figures.

Data items to be collected by the survey are kind of business or economic activity; type of ICT resources and network channels used including its book value; extent of usage of ICT resources as well as common barriers to its adoption; employment and compensation of ICT workers; e-commerce revenue and purchases.

PHILIPPINE OVERSEAS EMPLOYMENT ADMINISTRATION

Deployed Landbased Overseas Filipino Workers by Destination

	Total Deployed*		Comparative Change		TOTAL							
	1998	1999	2000	% Change								
ASIA(Total)	307,291	299,521	292,067	-2.4%	285,051							
Hong Kong	122,337	114,779	121,762	-6.7%	113,583							
Taiwan	87,360	84,186	51,145	-25.1%	38,311							
Japan	38,930	46,851	63,041	17.5%	74,093							
Singapore	23,175	21,812	22,873	15.0%	26,305							
Brunei	16,264	12,978	13,649	-4.3%	13,088							
Malaysia	7,132	5,978	5,450	14.3%	6,228							
China	1,280	1,858	2,348	-15.7%	1,979							
Indonesia	2,471	1,706	1,507	-6.4%	1,411							
Korea	2,337	4,302	4,743	-46.1%	2,555							
Macau	2,021	1,983	2,208	-15.8%	1,860							
Thailand	1,384	1,014	1,015	102.6%	2,056							
Other Asian	2,570	2,074	2,326	55.0%	3,602							
	Jan-01	Feb-01	Mar-01	Apr-01	May-01	Jun-01	Jul-01	Aug-01	Sep-01	Oct-01	Nov-01	Dec-01
ASIA(Total)	41,205	19,997	20,387	28,636	25,306	22,238	22,532	28,847	19,615	19,685	18,472	18,131
Hong Kong	19,984	7,394	7,149	14,019	9,280	7,771	8,454	14,918	6,847	6,157	6,009	5,601
Taiwan	5,542	4,166	3,574	2,751	3,994	3,573	2,618	3,065	2,704	2,941	1,704	1,679
Japan	4,508	5,040	5,839	6,017	6,586	5,389	7,117	6,570	5,953	6,663	7,439	6,972
Singapore	5,400	1,348	1,629	2,469	2,468	2,761	1,743	1,729	1,580	1,557	1,548	2,073
Brunei	1,793	934	1,067	1,252	1,260	1,224	1,212	919	912	854	876	765
Malaysia	1,341	362	368	438	620	621	454	483	409	452	344	336
China	435	223	89	99	182	120	136	121	221	184	78	91
Indonesia	465	50	71	79	104	115	118	87	90	82	62	88
Korea	434	125	183	207	228	175	227	314	198	230	109	125
Macau	333	130	142	60	212	174	142	202	180	121	62	102
Thailand	437	30	42	852	102	59	76	90	146	118	66	38
Other Asian	533	195	234	393	270	256	235	349	375	326	175	261

*Based on the report of POEA's Labor Assistance Center on the actual departures of OFWs at the international airports
Source: Philippine Overseas Employment Administration

PHILIPPINE OVERSEAS EMPLOYMENT ADMINISTRATION
Deployed Landbased Overseas Filipino Workers by Destination

	Total Deployed*			Comparative Change		Total							
	1998	1999	2000	2000	2001		% Change						
EUROPE (Total)	26,422	30,707	39,296	39,296	43,019	9.5%							
Italy	20,233	21,673	26,386	26,386	21,641	-18.0%							
United Kingdom	502	1,918	4,867	4,867	10,720	120.3%							
Spain	1,940	1,557	1,913	1,913	1,783	-6.8%							
Greece	593	2,145	1,618	1,618	1,402	-13.3%							
Cyprus	941	1,168	1,500	1,500	1,548	3.2%							
Austria	468	363	334	334	206	-38.3%							
Switzerland	312	312	306	298	239	-19.8%							
France	122	130	297	297	149	-49.8%							
Netherlands	473	326	292	292	432	47.9%							
Belgium	183	168	160	160	159	-0.6%							
Other European	655	947	1,623	1,631	4,740	190.6%							
	Jan-01	Feb-01	Mar-01	Apr-01	May-01	Jun-01	Jul-01	Aug-01	Sep-01	Oct-01	Nov-01	Dec-01	Total
EUROPE (Total)	4,861	3,656	2,836	3,312	5,093	3,970	3,081	4,111	4,763	2,348	2,773	2,175	43,019
Italy	2,818	1,815	1,246	1,321	2,920	2,130	1,458	2,498	2,991	906	782	756	21,641
United Kingdom	949	1,008	809	1,284	971	897	739	728	823	685	1,083	744	10,720
Spain	167	148	119	148	196	148	165	163	171	124	117	117	1,783
Greece	173	237	66	95	232	142	64	103	88	49	78	75	1,402
Cyprus	144	106	148	111	133	139	108	105	170	135	136	113	1,548
Austria	27	19	17	12	27	29	12	24	11	11	7	10	206
Switzerland	41	20	11	5	22	28	16	38	15	20	9	14	239
France	23	15	10	27	12	10	7	23	6	5	6	3	149
Netherlands	33	20	95	9	27	13	136	16	29	17	31	6	432
Belgium	31	6	12	13	9	9	7	19	23	6	17	7	159
Other European	455	262	353	287	534	425	369	394	434	390	507	330	4,740

*Based on the report of POEA's Labor Assistance Center on the actual departures of OFWs at the international airports.
 Source: Policies and Programs Division, Philippine Overseas Employment Administration

PHILIPPINE OVERSEAS EMPLOYMENT ADMINISTRATION
 Deployed Landbased Overseas Filipino Workers by Destination

	1998			1999			2000			% Change		
	1998	1999	2000	1998	1999	2000	2000	2001	% Change	2000	2001	% Change
AMERICAS (Total)	9,152	9,045	7,624	7,624	10,879	40.1%						
Aruba	792	1,428	168	168	119	-29.2%						
Bermuda	177	128	239	239	196	-18.0%						
Canada	1,957	2,020	1,915	1,915	3,132	63.6%						
Cayman Is.	200	278	352	352	645	83.2%						
Cuba	314	299	319	319	216	-32.3%						
Diego Garcia	1,444	673	306	306	726	137.3%						
Guam	812	370	209	209	195	-6.7%						
Mexico	33	90	241	241	242	0.4%						
USA	3,173	3,405	3,529	3,529	4,689	32.9%						
Other American Countries	250	354	346	346	519	50.50%						

	2000												Total
	Jan-01	Feb-01	Mar-01	Apr-01	May-01	Jun-01	Jul-01	Aug-01	Sep-01	Oct-01	Nov-01	Dec-01	
AMERICAS (Total)	1,274	825	793	733	851	934	965	1,114	795	983	697	715	10,679
Aruba	5	1	2	7	22	26	15	7	7	11	11	5	119
Bermuda	3	48	48	4	23	8	11	9	15	9	16	2	196
Canada	305	347	278	216	293	263	283	281	273	184	217	192	3,132
Cayman Is.	44	20	33	44	38	54	48	73	44	61	65	121	645
Cuba	44	31	17	10	-	1	10	30	21	27	9	16	216
Diego Garcia	13	9	5	20	2	17	32	238	9	282	82	17	726
Guam	17	13	39	16	13	23	30	14	5	7	7	11	195
Mexico	51	15	54	15	16	22	17	15	16	13	6	2	242
USA	724	314	281	352	396	457	486	419	367	339	264	290	4,689
Other American Countries	68	27	36	49	48	63	33	28	38	50	20	59	519

*Based on the report of POEA's Labor Assistance Center on the actual departures of OFWs at the international airports
 Source: Policies and Programs Division, Philippine Overseas Employment Administration

PHILIPPINE OVERSEAS EMPLOYMENT ADMINISTRATION
 Deployed Landbased Overseas Filipino Workers by Destination

	Total Deployed*			Comparative Change	
	1998	1999	2000	2000	2001 % Change
MIDDLE EAST (Total)	279,767	287,076	283,291	283,291	297,533 5.0%
Saudi Arabia	193,698	198,556	184,724	184,724	190,732 3.3%
UAE	35,485	39,633	43,045	43,045	44,631 3.7%
Kuwait	17,372	17,628	21,490	21,490	21,956 2.2%
Qatar	10,734	7,950	8,679	8,679	10,769 24.1%
Libya	7,084	5,937	5,962	5,962	5,489 -7.9%
Bahrain	5,180	5,592	5,498	5,498	5,861 6.6%
Oman	5,199	5,089	4,739	4,739	4,512 -4.8%
Israel	2,022	3,488	4,429	4,429	5,562 25.6%
Lebanon	1,342	1,674	2,783	2,783	3,350 20.4%
Jordan	551	456	541	541	560 3.5%
Other Mid East	1,100	1,073	1,401	1,401	4,111 193.4%

	Jan-01	Feb-01	Mar-01	Apr-01	May-01	Jun-01	Jul-01	Aug-01	Sep-01	Oct-01	Nov-01	Dec-01	Total
MIDDLE EAST (Total)	34,691	23,046	21,094	23,967	31,906	30,134	25,085	23,905	26,311	21,012	20,370	16,012	297,833
Saudi Arabia	23,798	15,245	14,001	16,245	20,775	19,647	15,754	14,734	15,394	12,849	12,777	9,513	190,732
UAE	5,387	3,370	3,024	2,540	4,668	4,062	3,863	3,914	4,414	3,260	3,302	2,827	44,631
Kuwait	1,821	1,650	1,459	890	2,352	2,180	2,344	1,824	2,461	1,925	1,765	1,285	21,956
Qatar	832	731	777	747	1,180	1,370	893	1,077	1,075	856	680	551	10,769
Libya	681	332	269	299	643	578	386	508	799	402	277	315	5,489
Bahrain	554	456	354	444	667	622	496	492	543	469	358	406	5,861
Oman	599	355	310	359	496	459	397	435	436	311	163	192	4,512
Israel	468	423	399	300	512	530	338	467	509	525	505	586	5,562
Lebanon	267	206	224	233	392	339	260	286	385	283	240	236	3,350
Jordan	74	37	35	36	66	52	80	46	35	34	37	28	560
Other Mid East	210	241	242	1,874	155	296	274	122	260	98	266	73	4,111


*Based on the report of POEA's Labor Assistance Center on the actual departures of OFWs at the international airports
 Source: Policies and Programs Division, Philippine Overseas Employment Administration

- Employment Statistics By Occupation
- Summary Report of the Merchandise Export Performance for January 2002
 - ☑ Philippine Top Exports in January 2001 & 2002
 - ☑ Philippine Exports by Commodity Group in January 2001 & 2002
 - ☑ Philippine Top Exports by Country in January 2002

**EMPLOYMENT STATISTICS BY OCCUPATION
CALENDAR YEAR 1991 TO 1998**

Occupation	1991	1992	1993	1994	1995	1996	1997	1998
Professional, Technical and Related Workers	1,357	1,354	1,396	1,382	1,430	1,567	1,649	1,654
Administrative, Executive and Managerial Workers	282	280	319	353	408	432	517	568
Clerical and Related Workers	968	977	1,036	1,057	1,130	1,194	1,244	1,248
Sales Workers	3,122	3,190	3,274	3,372	3,582	3,850	3,921	4,096
Agricultural, Animal Husbandry, and Forestry Workers, Fishermen and Hunters	10,161	10,603	11,041	11,176	11,026	11,539	11,197	10,815
Service Workers	2,092	2,150	2,109	2,262	2,342	2,462	2,745	2,957
Production and Related Workers, Transport Equipment Operators and Laborers	4,901	5,111	5,174	5,400	5,730	6,117	6,407	6,532
Occupations, n e c.	31	33	32	30	29	27	36	42
TOTAL	22,915	23,696	24,382	25,032	25,677	27,186	27,715	27,911

Note: n e c - Not Elsewhere Classified
Source: Labor Force Survey, National Statistics Office



SUMMARY REPORT OF THE MERCHANDISE EXPORT PERFORMANCE FOR JANUARY 2002

MERCHANDISE EXPORTS REGISTER 9.0 PERCENT DECREASE

Aggregate receipt for January 2002 from the country's merchandise exports declined by 9.0 percent to \$2.630 billion from \$2.889 billion during the same period in 2001.

ELECTRONIC COMPONENTS DECLINE BY 14.5 PERCENT

Receipts from **Electronic Components**, accounting for 54.6 percent of the aggregate export revenue for the month, declined by 14.5 percent to \$1.437 billion from \$1.681 billion last year.

Articles of Apparel and Clothing Accessories remained as the country's second top earner with a combined share of 6.3 percent and an aggregate receipt of \$165.95 million or 21.4 percent lower than \$211.06 million a year ago.

Ignition Wiring Set Used in Vehicles, Aircrafts, and Ships ranked third with a total revenue of \$53.57 million reflecting a 40.7 percent increase from \$38.08 million last year.

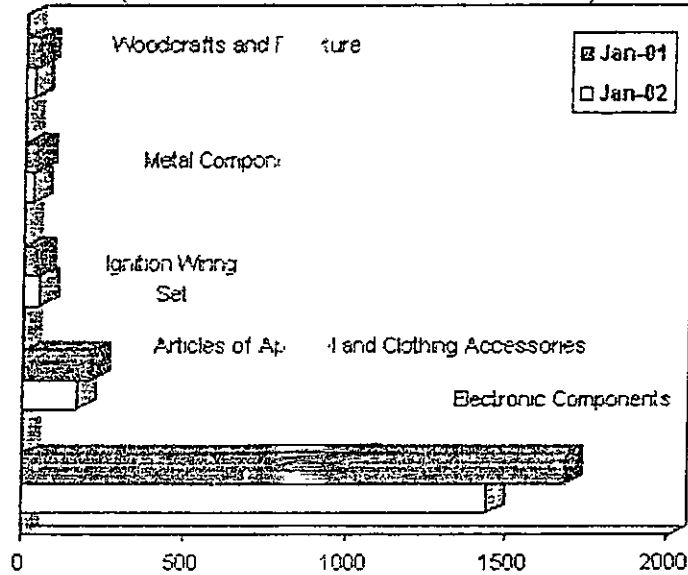
Metal Components ranked fourth with sales amounting to \$28.61 million or a year-on-year decline of 21.7 percent from \$36.51 million.

Revenue from **Woodcrafts and Furniture** fell by 44.3 percent to \$25.84 million from \$46.42 million during the same month of 2001

Rounding-up the list of the top exports for the month of January 2002 were: **Bananas (Fresh)**, \$25.38 million; **Coconut Oil**, \$25.35 million; **Other Products Manufactured from Materials Imported on Consignments Basis**, \$24.28 million; **Cathodes & Sections of Cathodes, Of Refined Copper**, \$18.40 million; **Pineapple and Pineapple Products**, \$10.62 million

Aggregate receipts for the top ten exports amounted to \$1.815 billion, or 69.0 percent of the total exports.

Philippine Top Exports in January: 2001 & 2002
(F O B. Value in Million US Dollar)



MANUFACTURED GOODS DECLINED BY 11.4 PERCENT

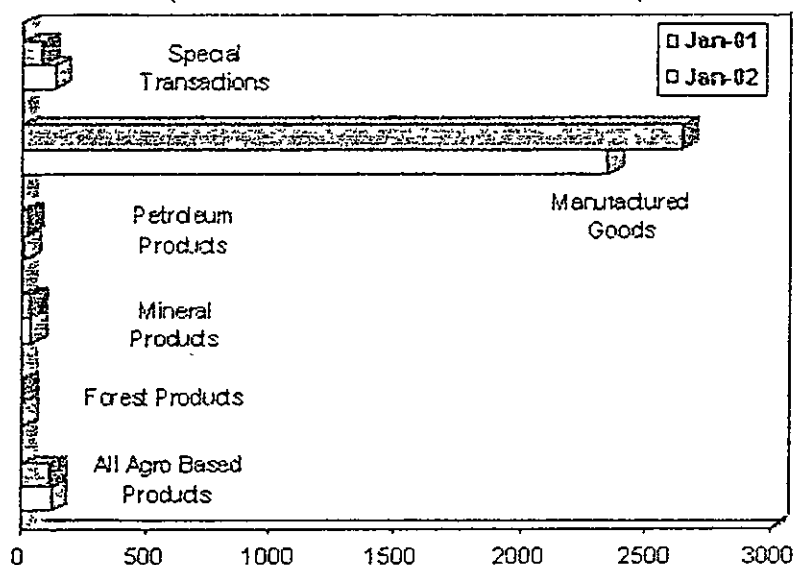
Accounting for 89.1 percent of the total receipts, exports of **Manufactured Goods** decreased by 11.4 percent as sales reached \$2.342 billion, down from \$2.643 billion during the same period last year.

Income from **Special Transactions** contributed for \$124.67 million or 4.7 percent of the total export revenue. Compared to last year aggregate revenue for this commodity group increased by 61.2 percent from \$77.35 million.

Agro-Based Products increased by 1.7 percent to \$116.36 million from \$114.41 million, while receipt from exports of **Mineral Products** went up by 8.6 percent to \$35.96 million.

Petroleum Products contributed \$8.51 million, while **Forest Products** registered \$2.40 million dollars.

Philippine Exports by Commodity Group in January: 2001 & 2002
(F.O.B. Value in Million US Dollar)



EXPORTS TO US ACCOUNT FOR 24.7 PERCENT

Accounting for 24.7 percent of the country's aggregate receipts for the month, exports to the **United States** valued at \$649.84 million, decreased by 21.2 percent from last year's reported figure of \$824.50 million.

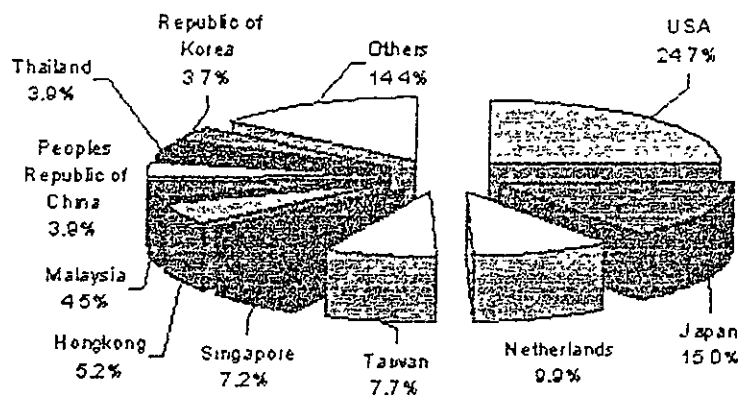
Japan followed with a 15.0 percent share. Valued at \$394.41 million, exports to Japan went down by 21.7 percent from \$503.65 million.

Netherlands accounted for 9.9 percent of the total receipt and contributed \$259.46 million reflecting a 7.6 percent increase from \$241.05 million a year earlier.

Taiwan emerged as the fourth biggest market for the month as shipments of local goods amounted to \$202.24 million or 7.7 percent of the total. Compared to the same month's last year figure, receipts went up by 45.9 percent from \$138.61 million. Other top markets for January 2002 were: **Singapore**, \$188.80 million; **Hongkong**, \$136.53 million; **Malaysia**, \$117.18 million; **Peoples Republic of China**, \$103.36 million; **Thailand**, \$102.91 million; and **Republic of Korea**, \$97.04 million.

Total export receipts from RP's top ten markets amounted to \$2.252 billion or 85.6 percent of the total.

Philippine Top Exports by Country in January, 2002
 (F O B. Value in Million US Dollar)



Source: National Statistics Office
 Manila, Philippines

- Economic Indicators:
Employment, Exports and
Exports and Salaries and Wages
- Philippine Economic Zone
Authority
 - ☑Locator Investments by Product
Sector, 1995-2001, PEZA
 - ☑Locator Investments by
Nationality, 1995-2001, PEZA
 - ☑Economic Zone Investments,
1995-2000, PEZA
 - ☑Economic Zone Employment,
1994-2001, PEZA

Philippine Economic Zone Authority

Economic Indicators

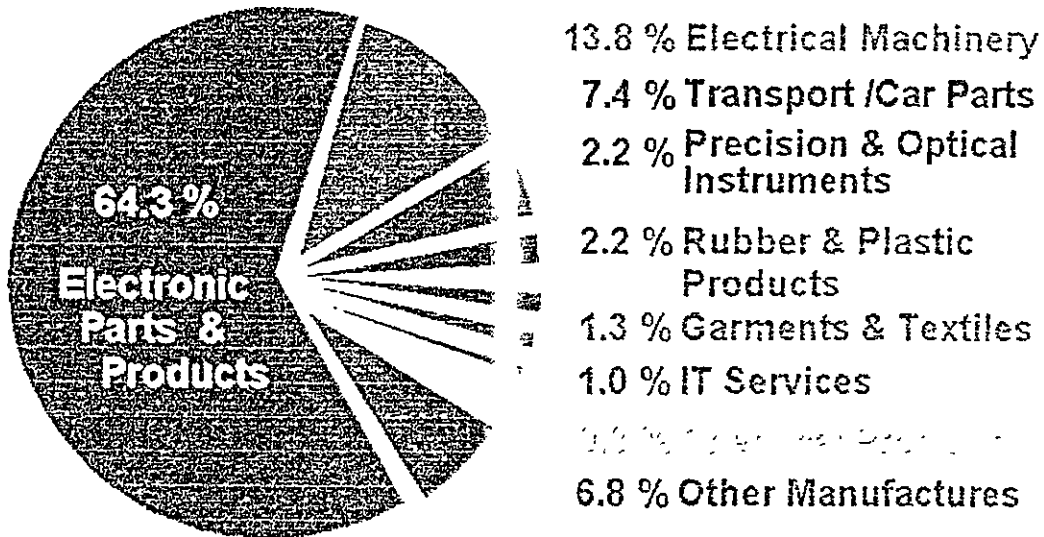
January to February 20002

ZONES	EMPLOYMENT	EXPORTS (Million US\$)	IMPORTS (Million US\$)	NET TRADE BALANCE	SALARIES AND WAGES (In Million P)
PUBLIC ECOZONES					
Bataan Economic Zone	10,801	95.31	35.62	59.69	310.93
Baguio Economic Zone	4,100	376.69	299.77	76.92	175.76
Mactan Economic Zone	40,538	248.23	67.14	181.09	572.07
Cavite Economic Zone		259.00	98.48	160.52	906.62
	55,439	979.23	501.01	478.21	1,965.38
PRIVATE ECOZONES					
Amkor Anam	5,545	281.558		281.558	259.694
Angeles Industrial Park	645	5.156	0.186	4.970	9.654
Calamba Premier	2,259	25.877	14.604	11.273	48.667
Carmelray Industrial Park I	9,542	249.531	104.730	144.801	262.316
Carmelray Industrial Park II	3,023	64.562	46.615	17.947	75.796
Cocochem Agro-Industrial Park	73	2.449	0.340	2.109	2.358
Daichi Industrial Park	610	1.580	0.336	1.244	9.268
E-Square Information Tech. Park	29			-	1.292
Eastwood City Cyberpark	369			-	18.427
First Cavite Industrial Estate	10,484	110.604	18.809	91.795	151.582
First Philippine Industrial Park	2,020	38.761	17.892	20.869	35.706
Gateway Business Park	13,278	254.408	86.798	167.610	557.733
Greenfield Automotive Park SEZ	569	0.510	17.467	(16.957)	28.654
Jasaan Misamis Oriental	101	6.344	1.487	4.857	17.670
Laguna International Industrial Park	5,490	50.019	27.282	22.737	61.641
Laguna Technopark	45,983	656.557	942.476	(285.919)	1,070.047
Leyte Industrial Development Park	1,490	62.497	52.496	10.001	41.905
Light Industry and Science Park I	17,803	148.377	65.388	82.989	310.802
Light Industry and Science Park II	9,364	130.389	42.076	88.313	200.336
Lima Technology Center	7,008	70.078	10.581	59.497	147.594
Luisita Industrial Park	6,193	35.510	21.316	14.194	149.218
Macroasia	1,692	14.651		14.651	
Mactan Ecozone II	6,716	33.761	15.175	18.586	118.048
New Cebu Township	664	4.580	2.143	2.437	11.684
Northgate Cyberzone	73			-	1.832
People's Technology Complex	2,953	70.293	4.132	66.161	52.870
Plastic Processing Center	235	1.325	1.301	0.024	3.985
RCBC Plaza	13			-	0.924
Subic Special Ecozone	712	2.148	1.022	1.126	17.961
Summit On Office Tower	357			-	4.000
Tabangao Special Ecozone	29	4.624	5.515	(0.891)	
Toyota Industrial Complex	626	9.251	0.671	8.580	17.061
Victoria Wave Special Ecozone	1,620	2.471	1.576	0.895	22.032
West Cebu Industrial Park	3,770	16.875	10.926	5.949	47.467
Sub-Total	161,338	2,354.746	1,513.340	841.406	3,758.224
Direct Employment	278,823				
Indirect Employment	418,234				
TOTAL	697,057	3,333.976	2,014.350	1,319.617	5,723.604

Source: Philippine Economic Zone Authority (PEZA)

Locator Investments by Product Sector
(1995-2001)

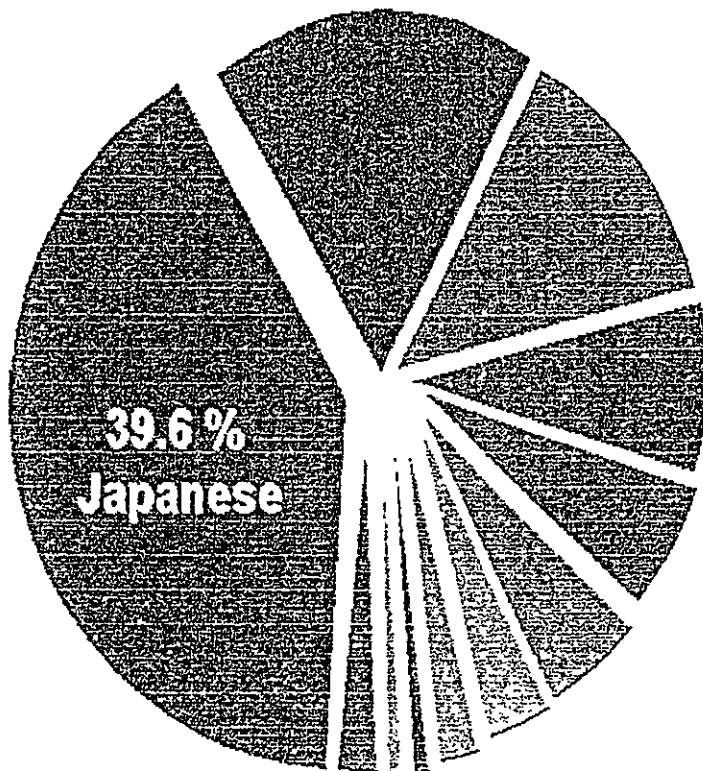
LOCATOR INVESTMENTS by PRODUCT SECTOR
(1995 - 2001)



Source: Philippine Economic Zone Authority (PEZA)

Locator Investments by Nationality (1995-2001)

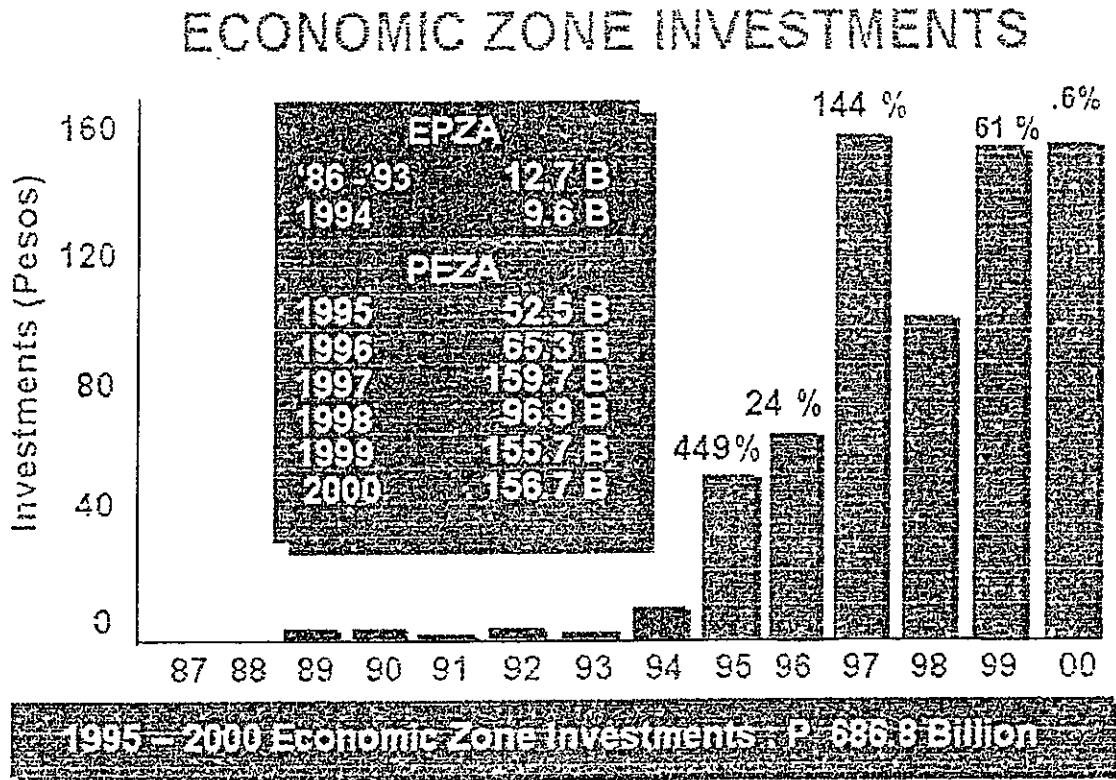
**LOCATOR INVESTMENTS by NATIONALITY
(1995 - 2001)**



- 17.3 % Filipino
- 13.3 % American
- 8.4 % Dutch
- 6.2 % British
- 5.4 % Singaporean
- 3.6 % Korean
- 2.2 % German
- 0.9 % Taiwanese
- 0.8 % Malaysian
- 2.3 % Others


Source: Philippine Economic Zone Authority (PEZA)

Economic Zone Investments 1995-2000



Source: Philippine Economic Zone Authority (PEZA)

ECONOMIC ZONE EMPLOYMENT



Source: Philippine Economic Zone Authority (PEZA)

- List of Information Technology Parks and Buildings with Companies Operating
- List of Public Economic Zones with Selected Firms Engaged in Electronics and IT Related Services
- List of Private Economic Zones with Selected Firms Engaged in Electronics and IT Related Services

Information Technology Parks and Buildings

The PEZA Board has approved as of December 31, 2001 the following companies operating in the IT Parks and Buildings:

CCTC Information Technology Park Lahug and Apas, Cebu City

Name of Company	Product/Activity	Equity Participation
1. NEC Telecom Software Philippines, Inc	Operation and management software for telecommunication equipment and transmission systems and system engineering .	100% Japanese

E-Square Information Technology Park, Fort Bonifacio Global City, Taguig, Metro Manila

Name of Company	Product/Activity	Equity Participation
1. I-KOM COMMUNICATION (PHILS.), INC.	To provide application services such as data analysis, personalization, direct interaction marketing, etc to telecommunications and data companies	99.996% Australian; 0.008% British; 0.003% Filipino
2. NEC Telecom Software Philippines, Inc.	Application for registration of its Manila Branch as an IT Enterprise	100% Japanese
3. MDS Circuit Technology	Provide IT-enabled services such as software development, electronics circuits designing and printed wiring board designing	99.99% Japanese; .01% Filipino
4. Vocativ Systems Inc.	Operate a call center	100% Filipino

Eastwood City CyberPark, Libis, Quezon City, Tel. No. (02) 421-0455

Name of Company	Product/Activity	Equity Participation
1. Asia Online (Phils.), Inc.	Engage in web development, e-commerce, system integration and multimedia services	100% HK Chinese
2. Bayan Trade DotCom, Inc.	Provide four online services, i.e. procurement, verticals, catalogue content, management, auctions and exchanges	100% Filipino
3. C3.Com, Inc.	Provide Internet Access and data transport services	100% Filipino
4. Customer Contact Center, Inc.	Operate a call center	60% Filipino; 40% Australian
5. Data One Center Asia, Inc.	Provide web hosting, dedicated hosting, colocation, server management services and other IT services	99.999%Singaporean; 00.001%Filipino
6. E-Telecare International, Inc.	Develop and operate a cell center business servicing overseas clients, by providing customer relationship management services through various media	93.15% Filipino; 6.85% American
7. Electronic Publishing	Provide electronic data base processing and computer	100% American

Ventures, Inc.	services which include the creation , programming, manufacture, publication and replica- tion of all forms through electronic and computer media	
8. Eichleay Pacific, Inc.	Engage in computer generated design documentation using computer CADD	100% American
9. Netrep Industrial, Inc.	Provide internet customer care and sales support services	60% Filipino; 40% American
10. Webserv Asia Corp.	Provide customer service solutions through telephone, e-mail and on-line internet chat for clients abroad	100% Filipino
11. Infonxx Phils. Inc	Operate a call center	99.998% American; .002% Filipino
12. Toei Animation Phils., Inc.	Production of animation films	99.99% Japanese; .01% Filipino
13. Air Relay Corporation	To operate, maintain a comercial call center and to provide internet/on-line customer services and support	70% Filipino; 30% American
14. Millenium Microelectronics, Inc.	To provide IT enabled services such as software and hardware research, development and application	100% Filipino
15. TOS Design Corporation	Engage in the design of indoor and exterior building materials such as sashes, curtain walls, doors, etc.	99.975% Japanese, .025% Filipino

Northgate Cyberzone, Alabang, Muntinlupa

Name of Company	Product/Activity	Equity Participation
1 Besswood Ltd., - Phil. Branch	Provide software development and design computer system testing, software maintenance and system support as well as fabric washing and finishing, material and synthetic fiber testing and garment manufacturing automated processing	100% Bermudan
2 Digitext Asia Corp.	Provide IT enabled services such as Medical Transcription, Litigation Support Services, Medical Coding, Billing and Collection and other computer-based and digital data and encoding services	100% Filipino
3 MCT Phils., Inc.	Provide Software design, engineering and development services	100% American
4 Nexc.Com, LTD (Phils.)	To engage in IT service activities such as software development, web design and development, directories, etc.	100% Austrian
5 SGS Global Trade Solutions Phils., Inc.	Engage in and undertake activities of a data processing unit	99.9952%Swiss 00.0012%Swedish 00.0012% Singaporean 0.0012%Canadian 0.0012%Filipino

PBCOM Tower, Makati City

Name of Company	Product/Activity	Equity Participation
1. LG Systems (Phils) Inc.	Engage in systems integration computer system development system application	99.99% Korean; .01% Filipino

RCBC Plaza, Ayala Avenue, Makati City

Name of Company	Product/Activity	Equity Participation
1 HKT Network Service (Philippines) Inc.	Engage in the design, development, integration and sale of Internal Protocol (IP) system products and their	60% Filipino; 40% British
2 SPL Worldgroup Philippines, Inc.	Software development and application consulting and maintenance services	98% Dutch; 1.200% Filipino; 0.800% American

**Summit One Office Tower
Shaw Boulevard, Mandaluyong City**

Name of Company	Product/Activity	Equity Participation
1 International Data Conversion Solutions, Inc.	Provide IT services such as data processing involving data entry, computer programming and data processing, data analysis and back end office	100% Filipino

Public Economic Zones

Selected Firms Engaged in Electronics and IT Related Services

Baguio City Economic Zone, Loakan Road, Baguio City

Tel. No. (074) 447-3931

Officer-in-Charge: Ms. Sansaluna Pinagayao

E-Mail Address: bcez@bgo.csi.com.ph

Name of Company	Product/Activity	Equity Participation
1. Infocell Systems (Phils.) Inc.	Manufacture of electronic & electrical products such as but not limited to APC Hybrid Boards, DCT Computer Terminal, Abacon Communication Circuit Accessory, APC S-Interface Transformer	60% Filipino; 40% American
2. MOOG Controls Corp.	Various parts for high precision servo mechanism	100% American
3. Omed Corporation (I.T.)	Engage in process automation, application development, customized software solutions, client/solutions, and re-engineering services	100% Filipino
4. Texas Instruments (Phils.), Inc.	Semi-conductor integrated circuits, thin and thermally enhanced package (TEP) ; to include the manufacture/assembly of Ball Grid Array (BGA); Flip BGA package	100% American

Note: Total of 14 firms approved by PEZA Board to operate in the Economic Zone as of December 31, 2001.

Bataan Economic Zone, Mariveles, Bataan

Tel. No (047) 935-4009

Zone Administrator: Mr. Dante Quindoza

E-Mail Address: bez@unet.net.ph

Name of Company	Product/Activity	Equity Participation
1. Mitsumi Phils., Inc.	Electronic components, automotive engines, garments, metal sorting; manufacture of CD-ROM ; manufacture of Ultra High Capacity Floppy Disk Drive (UHF-FDD) & High Speed Color Scanner for computers ; manufacture of CD-R (recordable) device for computers; voice port telecommunication device; manufacture and processing of Compact Disc-Audio Recordable (CD-A) device and Optical Module (OPM)	100% Japanese
2. Qualitek - Delta Phils., Inc.	Manufacture of soldering products such as solder powder, solder paste, soldering fluxes, wire and bar products	99.84% American; .12% Chinese; .04% Filipino

Note: Total of 62 firms approved by PEZA Board to operate in the Economic zone as of December 31, 2001.

Cavite Economic Zone, Rosario, Cavite
 Tel. No. (046) 437-6090
 Zone Administrator: Ms. Digna Torres
 E-Mail Address: <mailto:ozacez@accessway.ph>

Name of Company	Product/Activity	Equity Participation
1. American Power Conversion (Phils.) Inc.	Manufacture of uninterrupted power supply equipment	100% American
2. Anam Instruments Phils., Inc.	Manufacture of various electronics and electrical parts, components products	100% Korean
3. Antistatic Product Specialist	Cable terminals, prims and stoppers, grounding cords, safety shoe cover, electronic work station, work surface material and electronic repair kits ; increase in . production of a types of grounding cords, safety shoe cover, work surface cover repair kit in set.	100% Filipino
4. Astec Power Incorporated	Electronic power conversion products, such as power supplies, adapters, transformers, uninterruptible power supplies, DC converters and hybrid modules : manufacture of AC/DC switchboard and linear power supplies, AC/DC converters ; testing of integrated circuits used in power supplies	100% British
5. BK Electronics Phils. Inc.	Manufacture of wire harness and cables	82% Korean; 18% Filipino
6. BESTEK Communication, Inc.	Manufacture of amplified telephone headset, modular jack, plugs, telephone accessory, AC power cord	100% Korean
7. Beom Jun Electronics, Inc.	Manufacture of voice coil, winding and speaker parts	60% Filipino; 40% Korean
8. Bridgestone Precision Molding Phils., Inc.	Manufacture of micro-network controlled structure (MNCS)	100% Japanese
9. Channel Line Corporation	Manufacture of high technology electronic devices and communication products (GPS receiver, radar detector, satellite receiver, car accessory)	99.999% Korean; .001% Filipino
10. Chiao Lin Electronics Phils., Corp.	Manufacture of wire harness and power supply cords	90% Filipino; 10% Singaporean
11. Clarion Mfg. Corp. of the Phils.	Car stereos and radios	100% Japanese
12. Dae Eun Electronics (Phils.), Inc.	Modular telephone jacks, plugs, cords	99.94% Korean; .04% Filipino; .02% American
13. Dae Kyung Phils., Co., Inc.	Satellite video receiver tuners and other injection components	100% Korean
14. Dae Ryung Ind. Inc. Phil.	PCB & telecommunication equipment; cordless telephones	100% Korean
15. Danam Phils., Inc.	Manufacture of hybrid-IC, power and RF devices for telecommunications	99.08% Korean; .02% Filipino
16. Data Horizon Phils. Inc.	Development of high technology software/computer programs compatible with high level internet technology	99.99% Japanese; 0.010% Filipino

17. Dong Ho Electronics (Phils.) Inc.	DC power jacks, earphones jacks & slide switches, moulding, pressing, injecting and plating activities	100% Korean
18. Electronic Labor Assembly Specialists	Assembly of electronic components	100% Filipino
19. E-Technology Philippines Inc.	Manufacture of solder bars and solder wires	100% Korean
20. GCM Philippines, Inc.	Manufacture of surface mounted device assembly, modern assembly and frequency radio modulation assembly (walkie-talkie)	98%Korean; 2%Filipino
21. H. S. Technologies	Metal casing for various electronic appliances and equipment	80.00% Taiwanese; 20.00% Filipino
22. Hayakawa Electronics (Phils.) Corp.	Wire harness; manufacture/assembly of Automatic Document Feeders for copiers	100% Japanese
23. Hitec-Park Inc.	Radio control systems accessories and parts for model hobby related products, such as transmitters, receivers, servos, chargers and speed controls	100% Korean
24. Ho Jin Metal Phils., Inc.	Speaker parts ; expansion of production capacity of its speaker parts	100% Korean
25. Hye-Sung Industries (Phils.) Inc.	Manufacture of sound transducers for electronic devices such as but not limited to cellular phones, pagers, cordless phones, automotive speed and safety belts, fax machines, copying machines, laser detectors and computer modems	99.96% Korean; .04% Filipino
26. ICD Manufacturing, Inc.	Manufacture of wire harness and communication cable assembly for electronic parts	99.85% Korean; .15% Filipino
27. Insung Phils. Electronics	Manufacture of automotive test equipment, digital thermometers, multi-testers and other electronic items	60% Filipino; 40% Korean
28. Iriso Electronics Phils, Inc.	Electronic component such as terminal connectors and connecting pins for the electronics industry	99.99% Japanese; .01% Filipino
29. Itec Corporation	Assembly of mechanical and electronic parts, and manufacture of molded and pressed products for office automation (OA) and communication/information	99.996% Japanese; .004% Filipino
30. Ito Manufacturing (Phils.) Corp.	Rebuilding of automobile parts	99.98% Japanese, .02% Filipino
31. IWAX Phils., Inc.	Disposable lighters and component parts	100%Japanese
32. Janas Manufacturing Phils. Inc	Manufacture of electronic parts and metal pressed parts	99.9% Korean, .05% Japanese; .05% Filipino
33. Japan Circuit Technology Corp.	Printed circuit boards	80% Japanese; 20% Filipino
34. Japan Excellent Technology & Systems, Inc.	Manufacture of special wiring harness cable and assembly, electric/electronic equipment and mechanical equipment/parts	100% Japanese
35. Japan Special Glass	Specialized glass for use in mounting on electronic equipment	100% Japanese
36. KGK Gasket Phils. Corp.	Automobile gasket	80% Japanese; 20% Filipino
37. KIP Company Inc.	Shafts, screws, and similar metal parts used for the Floppy Disk Drives (FDD), Hard Disk Drives (HDD), Audio- visual (AV) and office automation (OA)	100% Japanese

38. Keo Sung Enterprises Co. (Phils.)	Electrical wiring harness and molded plastic components that are used in electrical appliances and consumer electronics and telecommunications products; manufacture of coil assembly	99.88% Korean; .08% Filipino; .04% American
39. Keon Yang Ind'l. (Phils.), Inc.	Telephone handset cords, line cords, carphone cords, KBD cables and other communication wires & cables	99.88% Korean; .08% Filipino; .04% American
40. Keyrin Electronics (Phils.), Inc.	Micro speakers and receiver units	99.88% Korean; .08% Filipino
41. Kohzan Cavite Inc.	Manufacture of electronic and computer parts such as Head Gimbal Assembly (HGA) and Hub Assembly (HUB)	100.00% Japanese
42. Krass Asia Phils. Inc.	Design manufacture and precision tooling, machinery and spare parts for the assembly of semiconductor and other electronic components	99.94% American; 00.06% Filipino
43. Line Seiki Phils. Inc.	Electromagnetic, electronics and mechanical counters and tachometers; assembly of switches	100% Japanese
44. M.A. Technology Inc.	Manufacture of various electronic parts such as but not limited to remote control sensor, photo interruptor, LED module, LED BOT Matrix, LED array, SSR A/B LED lamp and other related electronic parts and or components ; assembly of printed circuit boards laser diodes, photo transistors & other electronic parts	100% Filipino
45. MEC Electronics, Phils.	Power supply cord sets, cable assemblies, wiring harness and base raw materials for coils and pants	60% Filipino; 40% Taiwanese
46. MKP, Inc.	Engaged in the assembly of carriage spacer of hard disk drive	99.99%Japanese; 00.01%Filipino
47. MRE Computer Phils. Inc.	Manufacture of personal computers	
48. Mabuti Corp.	Services to electronic industry such as soldering material manufacturing and PCB stuffing and assembly manufacturing; and electronic equipment and machine system integration and final assembly	100% Filipino
49. Magnetron Technology Phils. Corporation (MTPC)	Magnetic products such as pulse transformer, filters, delay lines, AC/DC converter, toroids, data communication magnetic, inductors and coils	60 % Filipino; 40% Malaysian
50. Masslam of the Philippines, Inc.	Manufacture of Flexible Printed Circuit Board (PCBs)	99.99%Korean; 00.01%Filipino
51. Maxon Systems (Phils.), Inc.	Telephone equipment, consumer communication equipment & industrial communication equipment	100% Korean
52. Mega Electronics Enterprise, Inc.	Manufacture of electronic components such as balun and trodial transformers, line filter and choke transformer, bar antenna. etc.	98% Korean; 2% Filipino
53. Mega Gem Wiring Systems. Inc.	Manufacture of wire harness of electrical appliances and electronic equipment	100% Filipino
54. Mikuni Electronics Corporation	Assembly of large automated deposit system	99.988% Japanese; .012% Filipino
55. Mitsuwa Philippines Inc.	Various plastic injection parts and assemblies; increase in production capacity	100% Japanese

56. Moatech Philippines Inc.	Manufacture of computer electronic parts made of metal/brass like stepping motor, spindle motor, DC Motor and other types of motors	
57. Mocom Phils.	Special wiring harness and circuit panel assemblies for communication equipment	60% Filipino; 40% Japanese
58. Montec International Corp.	CD-ROM casings and other computer- related parts and peripherals	99.66% Japanese; .34% Filipino
59. Oriphino Industries Corporation	Manufacture/assembly of earphones, speaker systems and other audio devices	100%Japanese
60. P.L. Engineering Co., Ltd.	Telephone casings and other related injection components	99.94% Korean; .04% Filipino; .02% American
61. P & P Electronics Phils. Co., Inc.	Electronic components like connectors, cable assembly, decoration plates & indirect material for production	99.82% Korean; .18% Filipino
62. P. IMES Corp.	Compact disc read only memory drives, (CD ROM) subcompact or passbook printers (SCP), their parts and peripherals ; backlight expansion project ; TFT-LCD module or Thin Film ; Transistor-Liquid Crystal display ; manufacture of smoke detectors ; manufacture of sensor module and Flexible Printed Circuit Board (FPCB) ; Assembly of AC/DC Adaptors; assembly of PCB	99.9998% Japanese; 0.0002% Filipino
63. PAP Co. Ltd. (Phil. Branch)	Manufacture of Floppy Disk Drives (FDD) and Hard Disk Drives (HDD)	100% Japanese
64. Philippine Nakamura Corp.	Manufacture of small mechanical and electrical parts for automobile such as but not limited to wiper motor brackets, relay control box brackets, wiper link motion product and starter motor parts	99.96% Japanese; .04% Filipino
65. Plazin Technology	Electronic precision parts, disposable lighters, disposable ashtrays and fabrication of mould and mould parts and accessories ; plastic binder and precision parts	99.94% Chinese; .05% Filipino; .01% Japanese
66. Precise Technology Inc.	Mechanical components for hard disks such as clamps, spacers and bases	99.952% Japanese; .048% Filipino
67. Saisho Onkyo, Inc.	Speakers for cars and radios	100% Filipino
68. Sammi Embroidery Co., Inc.	Engage in automated and/ or computerized embroidery	87 50% Korean 12.50% Filipino
69. San Technology, Inc.	Computer components, magnets for micro speakers and CD-ROM pick-up and other uses, to include the manufacture of PHS filter unit; manufacture of voice coil motor assembly manufacture of printed circuit board (PCB) manufacture of PCB modules for liquid crystal display (LCD) of computers; nickel plating of voice coil motor products; set up an inspection facility for final inspection of magnetized plates of its voice coil motor (vcm).	100% Japanese
70. Sankin Phils., Co. Inc.	Various special shafts, pins and similar parts for the computer and related industries	100% Japanese

71. Sanritsu Great International Corp.	Various electrical and electronics equipment, testing machines, parts of various industrial machines, cabinets and PCB units	100% Japanese
72. Sansei Electric Corporation	Wire harness; to include testing and packing of semi-finished adaptors; testing/checking of semi-finished product	100% Japanese
73. Sansen Co. Ltd. (Phils. Branch)	Manufacture of coils, coil assemblies and other parts for industrial equipment	99.99% Japanese .01% Filipino
74. Seiyo Electronics Phils., Inc.	Calculator electronic game machine and electronic applied machines and their parts, plastic cases for electronic machines and their moulds	99.889% Japanese .111% Filipino
75. Sepung Industry (Phils.), Inc.	Telephone keypads, remote control	100% Korean
76. Shimadzu Phils., Mfg. Inc.	Manufacture of electronic precision balance BL series : manufacture/assembly of printed circuit board (PCB)	100% Japanese
77. Shin Sae Han Philippines Manufacturing, Inc.	Manufacture of metal pressed products such as speaker, frames, plates, parts for electronic with plating process and other process-related products	60.8% Korean 39.2% Filipino
78. Shin Heung Electro-Digital Inc.	Manufacture of electronic components such as metal stamping, plastic injection, and other electronic mechanisms	100% Korean
79. Speedy Tech Phils., Inc.	Transformers, PCB, plastic computer casing for personal computer : manufacture/assembly of PCBs	100% Chinese
80. Star Electronic Parts, Inc.	Manufacture of film capacitors	99.99% Korean 00.01% Filipino
81. Star Sound Electronics, Inc.	Manufacture of coaxial speakers	99.99% Korean .01% Filipino
82. Telecommunication Transformer & Tech. Inc.	Manufacture of various types of electronic transformers and coils such as: power transformer, line filter, switching transformer, balun transformer, matching transformer, IFT coil and spring coil	100% Korean
83. Tsukuba Phils. Diecasting Corp.	Manufacture of hard disc frames	100% Japanese
84. Ultimate Electronics Inc.	Electronic coils, modules and other electronic components	100% Korean
85. Wun San Electronics Corp.	Manufacture of heat sink, speaker parts, speaker grille, and other metal pressed parts.	99.97% Korean .03% Filipino
86. Yonghwa of Philippines, Inc.	Manufacture of computer and electronic parts made of brass and other metals such as DVD, CD, RW-ROM, turn table, moto shafts, motor screws, HDD Hub, housing assembly, etc.	98.99% Korean 1% American 0.010% Filipino
87. Yong Sung Electronics, Inc.	Manufacture of PCB assembly, coil assembly and other electric components	98% Korean 2% Filipino
88. Young Shin (Phils.) Co., Inc.	Electric transformers and adaptors	96% Korean 4% Filipino

Note: Total of 266 firms approved by PEZA Board to operate in the Economic Zone as of December 31, 2001.

Mactan Economic Zone, Lapu-Lapu City, Mactan, Cebu
 Tel. No. (032) 340-0594
 Officer- in- Charge: Ms. Remedios Lamzon

Name of Company	Product/Activity	Equity Participation
1. Auto Liv Izumi Phils., Inc.	Autoparts, steering wheels, plastic parts & leather wrapping for steering wheels ; to include the manufacture of cellular phone, its components and parts; Manufacture of wooden steering wheels	100% Japanese
2. Cebu Microelectronics, Corp.	Visual inspection and screening test of capacitors and assembly of super precision Electric Discharging Mechatronics (EDM) tools, microwave amplifiers, microwave chip devices, pick-up needles for chip devices, electronic circuit boards, laser connector optical devices primarily used for microwave communications system and made-to-order electronic parts	99.92% Japanese 0.08% Filipino
3. Coil Tech Cebu, Inc.	Cold rolled, electro galvanized steel strip/sheet and electrical tinsplate strip/sheet	100% Korean
4. Daitoh Precisions, Inc.	Various types of small, plastic parts for various electronic assemblies like floppy disk drives and audio heads	99% Japanese 1% Filipino
5. Dragon-CB Phils., Inc.	CB trancievers such as AM & AM-FM types for use in various communications, electronics & radio equipment, accessories and parts	50% French 50% Korean
6. Euro-CB (Philis.) Inc.	Electronic and communication such as radio trancievers, scanners, voltage regulators, etc. : to increase production capacity by 38% in production of accessories for CB radios ; to include repair of electronics and communication equipment including cellular phone / telephone accessories.	99.96% Belgian 0.03% Filipino 0.01% Laotian
7. Exas Phils., Inc.	Pressed steel parts of floppy disk drives of personal computers, chemistry assays, enzymeimmuno assays, hormone assays, infectious diseases assays, immunoflourescent assays and over the counter assays. Manufacture of die set	100% Japanese
8. Fairchild Semiconductor Hongkong (Holdings), Inc.	Transistors, integrated circuits, diode lamps, SOT 23- a semi-conductor used as an electronic component in the assembly of electrical and electronic machineries	100% American
9. Goji Industry Corporation	Manufacture of flash units, flash components, CD-ROM mechanism, and other photographic and optical equipment .Manufacture of magnetic audio head	100% Japanese
10. Halsangz Plating Cebu Corp.	Electroplating or painting of electronic parts, building decorations, fashion accessories, jewelries, interior decorations and light engineering with zinc, gold, nickel, aluminum and chromium	99.95% Japanese .05% Filipino
11. Imcon World Corp.	Patrol lights for machineries and equipment and red beam controllers for body health or massage devices ;	90% Japanese 10% Filipino

	manufacture of contact assembly for machine power switches; plating or surface treatment of metal and non-metal products	
12. Ingram Systems Phils. Corp.	Designing, development, creation and production of software programs / applications	99.99% Japanese .01% Filipino
13. Intec Cebu Inc.	Manufacture/assembly of mechanical system & printed circuit board (PCB) for cassette tape recorder, CD and CD-ROM players	100% Japanese
14. KKS A & I International, Inc	Architectural and interior computer assisted design	99.99% Japanese .01% Filipino
15. Lear Automotive Corp. Plant 222/223	Automotive wire harness	100% American
16. Muramoto Audio-Visual Phils., Inc.	Car stereos, video tape loading mechanism & floppy disk drives for computers and to increase the production capacity of floppy disc drives (FDD) mechanism for computers, compact disk-read-only memory (CD-ROM) mechanism with changer for computers	100% Japanese
17. NEC Technologies Phils. Inc.	Transmission and telecommunication equipment & system specifically types of coil & transformers, panels and data communication equipment	99.99% Japanese .01% Filipino
18. Precision Microcircuits, Inc.	Processing/assembly of PCBs with mounted/fixed electronic microchips for use in various applications like telecommunication devices, computers, etc.	100% Filipino
19. Taiyo Yuden (Phils.), Inc.	Electronic components, such as inductors and compound filters, processing of semi-axial ceramic capacitors & axial lead conductors, electromagnetic interference suppression filters ; assembly and sale of electronic machinery and equipment used for electronic parts assembly, i.e. multi-layer pressing machines ; taping of multi-layer ceramic chip capacitors which are used in cordless telephones, CD-ROM and Digital Video Disc (DVD); ferrite chip (FC) bead inductor	99.96% Japanese .04% Filipino
20.1 TMX Philippines, Inc	Watches, watch parts & components precision instruments & components & accessories, vertical integration and expansion of existing capacity, strapping, packing, labelling and distribution to various retail outlets	100% Bermudan
21. TOA Kiko Cebu Corp.	Electronic lighting fixtures	99.92% Japanese 0.08% Filipino
22. Tokiwa Optical Phils. Corp.	Various component parts for optical and photographic products such as plastic optical lenses, objective lens cylinder, eyepiece lens cylinder and focusing lever ; manufacture of sensory elements for handheld bar code laser scanner, laser beam pointer and desktop scanner	99% Japanese 1% Filipino
23. Yamashin Cebu Filter Mfg. Corp	Hydraulic filters; manufacture of process filters. filter case assembly and metal worked parts	100% Japanese

Note: Total of 113 firms approved by PEZA Board to operate in the Economic Zone as of December 31, 2001.

Private Economic Zones

Selected Firms Engaged in Electronics and IT Related Services

Amkor Anam Economic Zone, Muntinlupa, Metro Manila

Tel. No. (0632) 850-7336

Officer-in-Charge Napoleon Balingit

Name of Company	Product/Activity	Equity Participation
1. Amkor Technology Phils. (P1/P2) Inc.	Electronics	100% British Cayman

Note: One firm approved by the PEZA Board to operate in the Economic Zone as of December 2001

Angeles Industrial Park, Bacolor, Pampanga

Tel. No. (045) 323-4488

Officer-in-Charge Zita Rubi

Name of Company	Product/Activity	Equity Participation
1. KEC-Astron Phils., Corp.	Electronic products such as TV sets, electronic musical instruments, digital pianos and pagers	90% Korean; 10% Filipino
2. KEC Philippines, Inc.	Ceramic capacitors and other related components	99.89% Korean; .08% Filipino; .03 American

Note: Total of 5 firms approved by the PEZA Board to Operate in the Economic Zone as of December 31, 2001.

Calamba Premiere Industrial Park, Calamba, Laguna

Tel. No. (049) 834-2567 to 69

Zone Manager Cecilia Z. Veleña

E-Mail Address calambapip@philwebinc.com

Name of Company	Product/Activity	Equity Participation
1. Dpl Technology, Inc.	Manufacture of electronic and semiconductor parts	100% Filipino
2. Lux Manufacturing Corp.	Manufacture/assembly of domestic water purifiers, primary filters and filter cartridges	99.97% Singaporean .012% Swedish .018% Others
3. Philippine Samsung Electronics Corp.	Engage in the design, manufacture and sale of electronic products including optical disk device products, their components and parts	100% Korean
4. Philko Techo Corp.	Manufacture of plastic reels for electronic products	60% Filipino; 40% Korean
5. Samsung Electro-Mechanics	Manufacture of SMD quartz crystals	100% Japanese
6. Temex Philippines Inc	Manufacture of radio frequency (RF) devices such as isolators, circulators and tuning capacitors	99.948% Luxembourg: .002% French .003% Filipino

Note: Total of 9 firms approved by the PEZA Board to operate in the Economic Zone as of December 31, 2001

Carmelray Industrial Park I, Canlubang, Laguna
 Tel. No. (049) 549-3282
 Zone Manager. Ms. Loma Balite

Name of Company	Product/Activity	Equity Participation
1. American Power Conversion	Manufacture of uninterrupted power supply (UPS)	100% American
2. Bell Electronics Corp	Engage in the assembly and test of opto-electronics devices	100% Filipino
3. Engtek Precision Phils., Inc.	Manufacture/Assembly of parts for hard disk drives and fabrication of tools, fixtures, jigs, moulds and dies	100% Malaysian
4. Fuji Electric Phils., Inc.	Electronic transistors and diodes, metal oxide semiconductor field effects transistors (MOSFETs) bipolar transistors and bipolar diodes (twin attack)	99.9997% Japanese .0003% Filipino
5. Fujitsu Computer Products Corporation of the Philippines	Magneto optical disk drives, magneto hard disk drives, semi-finished computers, component parts and accessories. magneto-resistive heads	100% Japanese
6. Integrated Device Technology (Phils.), Inc.	Manufacture of leading edge memory and logic integrated circuits; die bank and backgrinding operations	99% American 1% Filipino
7. Integrated Silicon Technology Phils., Inc.	Manufacture of semiconductor devices	Singaporean
8. Jeco Autoparts Philippines Inc.	Car clocks and parts	99.97% Japanese .03% Filipino
9. Media Mac Phils. Inc.	Advanced electro-plating and surface finishing treatment of precision metal parts, high grade precision plastic parts, precision pressed parts for audio video and office equipment	99.68% Singaporean 00.32% Filipino
10. Music Manufacturing Technology Inc.	Manufacture of semi-conductor such as Content Addressable Memory (CAM) & complimentary semiconductors	44.60% Filipino 55.40% Dutch, American and others
11. Music Corp.	Manufacture of semiconductor products (Integrated Circuits) such as Content Addressable Memory (CAM) and CAM complimentary semiconductors	99.981% Dutch 00.004% British 00.015% Filipino
12. Nitto Nistem (Phils.) Corp.	Manufacture of raw material requirements for computer disk drives and peripherals, electronic components, electronic apparatus and insulating covers for automotive wire harness.	100% Korean
13. Philippine Precision Technology Inc.	Manufacture of precision toolings and assembly of machine parts such as fax cutter assembly	99.9% Japanese .1% Filipino
14. Pricon Micro Electronics Inc.	Processing of plastic molds and metal stamping	80% Japanese 20% Filipino
15. Read-Rite Philippines, Inc., (formerly Sunward Technologies Phils. Inc.)	Magnetic recording heads such as the head stack assembly (HSA) and the slider flexure assembly (SFA). magnetic recording heads other electronic products and devices, to include the manufacture of quarter inch cartridge tape heads	99.995% American .005% Filipino

16. Shindengen Phils., Corp.	Manufacture of axial diodes, SIP diodes arrays and bridges for the for the semi-conductor and electronic industries	99.994% Japanese .006% Filipino
17. Temic Semiconductor Test, Inc.	Engage in the test and packaging of integrated circuits and other semiconductor devices	100% German
18. Tong Hsing Electronics Phils., Inc.	Custom hybrid micro-circuits (CHM) and the optically isolated solid relays (OISSR); manufacture of substrates	100% Taiwanese

Note. Total of 25 firms approved by the PEZA Board to operate in the Economic Zone as of December 31, 2001

Carmelray Industrial Park II, Brgys. Punto and Tulo, Calamba, Laguna

Tel. No. (049) 549-3282

Zone Manager: Ms. Lorna Balite

Name of Company	Product/Activity	Equity Participation
1. Aurotech Systems (Phils.), Inc.	Provide semiconductor wafer backginding services	100% Filipino
2. Cee & Gee Precisions Phils., Inc.	Manufacture of high grade aluminum casings	60% Filipino 40% American
3. Content Sciences, Inc.	Provide services of an IT enabled nature with emphasis on the presentation on the content in electronic information formats for intranet, internet/W3C distribution	100% Filipino
4. HKT Philippines, Inc.	Manufacture of various automobile parts	60% Japanese 40% Filipino
5. HTS Technologies	Design and building of automated assembly and test equipment and systems for the Hard Disk Drive and semiconductor companies	99.95% Singaporean .05% Filipino
6. Kasumi Industrial Phils. Corp.	Manufacture of high precision machining parts for HDD computers	100% Japanese
7. Kinergy Philippines, Inc.	Design, fabrication and manufacture of precision molds and dies tooling components as well as equipment components and fully automated mechatronics systems for electronic manufacturing firms	99.94% Singaporean 00.06% Filipino
8. MTE Technology	Manufacture of jigs and fixtures and fabrication of casting and trimming dies, production automation lines and other precision engineering facilities	60% Filipino 40% Singaporean
9. Kyushu Matsushita Electric Corp. of the Phils.	Manufacture of slim CD-R/W drive and slim DVD combination drive	95% Japanese 5% Filipino
10. L&M Tech Inc.	Design, development, assembly and rehabilitation and maintenance of precision jigs and fixtures, automated electro-mechanical machines and equipment, system parts and components.	76% Japanese 21% Singaporean 3% Filipino
11. Matsushita Business Machine Corp. of the Phils.	Manufacture of multi-function products sub assembly units and parts	95% Japanese 5% Filipino
12. Micro-Mechanics Technology International, Inc.	Design and manufacture of semiconductor parts, specifically rubber tips, dispensing nozzles, and wire bond clamps	99.995% Singaporean 00.001% American 00.004% Filipino

13. Miyoshi Technologies Phils., Inc.	Manufacture of precision tools, precision stamped component and turnkey assembly as well as surface treatment laboratory tests and other secondary process works on stamped components	99.76% Singaporean .24% Filipino
14. Moi Tech Pilipinas Corp.	Manufacture of rubber timing belts used for inkjet printers / scanners	99.998% Singaporean 00.002% Japanese
15. PSi Technologies Laguna, Inc.	Manufacture of semiconductor devices (smart alphanumeric)	99.75% Filipino .25% Canadian
16. Storage Test Solutions Phils., Inc.	Manufacture / assembly of static actuator tester (SAT) and quasi-static tester (Q-stat)	85.69% American 14.31% Filipino
17. Takata Physics (Phils.) Corp.	Processing and assembly of magnesium molded casings for electronics and other devices	99.99% Japanese .01% Filipino
18. Totoku Phils., Inc.	Electronic components such as actuator block assembly for hard disk drive and micro disc drive	99.9997% Japanese 0003% Filipino
19. Tri-M Technologies (Phis.), Inc.	Manufacture/assembly of PCBs, its sub-electronic component parts, as well as providing technical repair services for these products	99.99996% Singaporean .00004% Filipino
20. Volex Cable Assemblies (Phils.) Inc.	Devices; connectors with or without cables and wires and parts thereof, etc.	99.988% Singaporean .012% Filipino

Note: Total of 30 firms approved by the PEZA Board to Operate in the Economic Zone as of December 31, 2001.

Cebu Light Industrial Park, Basak, Lapu-Lapu City, Mactan, Cebu

Tel. No. (032) 340-4694

Zone Manager Ralph Miñoza

Name of Company	Product/Activity	Equity Participation
1. Lexmark Research and Development	Provide engineering design and software development services to the research and development centers in the USA	99.950% Swiss

Cocochem Agro-Industrial Park, Bauan, Batangas

Tel. No. (043) 981-4089

Zone Manager: Mr. Gaudencio Lat

Name of Company	Product/Activity	Equity Participation
1. Sakamoto Orient Chemicals Corporation	Manufacture of crude glycerine (CG), refined glycerine (RG), and poly-glycerine (PG)	99.99% Japanese; .0001% Filipino

Note: Total of 2 firms approved by the PEZA Board to Operate in the Economic Zone as of December 31, 2001.

Daiichi Industrial Park, Silang, Cavite
 Tel. No. (046) 506-2653
 Zone Manager: Mr. Hipolito Bautista

Name of Company	Product/Activity	Equity Participation
1. Philippine Yushin, Inc.	Manufacture and design of equipment for automation and energy conservation; design and manufacture of various jigs and tools and production of parts and other processing related to these products	99.98% Japanese; .02% Filipino
2. Toms Manufacturing Corp.	Manufacture of plastic injection parts for audio components and other electronic equipment	97% Japanese, 3% Filipino

Note: Total of 4 firms approved by the PEZA Board to operate in the Economic Zone as of December 31, 2001

First Cavite Industrial Estate, Dasmariñas, Cavite
 Tel. No. (046) 402-0641
 Zone Manager: Mr. Hipolito Bautista

Name of Company	Product/Activity	Equity Participation
1. ASE Holdings Electronics Phils., Inc.	Assembly of semiconductors devices	100% Taiwanese
2. Azumaya Design Phils., Inc	Manufacture of quality home furnishings and other functional products	97.994% Japanese 2.000% Indonesian .006% Filipino
3. Cambridge Electronics Corp.	Printed circuit boards	100% Filipino
4. Cambridge Multi-Chem Electronics Corp.	Manufactured of drilled panel for printed circuit boards	50% Singaporean 50% Filipino
5. Dowa Hightech Phils. Inc.	Manufacture of lead frames; addition of solder plating operations and the production of other types of lead frame for electronic products	100% Japanese
6. Fatec Corporation	Manufacture of mold and die-cast metal products and screws	100% Japanese
7. Globetronics Phils., Inc.	Assembly & test of integrated circuits ranging from pentium processor, and other range of chip sets and memory chips	100% Malaysian
8. Greatech Philippines, Inc.	Manufacture of automated machine and machine parts for disk drive and various semiconductor and customs electronics production process	100% Malaysian
9. KSP Manufacturing, Inc.	Manufacture of electronic parts and accessories such as cellular phone casings, computer speakers, headphones, microphones and hinges	99.97% Japanese; .03% Filipino
10. Koki Philippine Corp.	Manufacture of flux. Solid flux, thinner solid paste, ship bond and other similar products used in the manufacture of semiconductor devices	
11. Luzon Magnetics Inc.	Manufacture/assembly of magnetic parts for compact disc (CD) and voice coil motor (VCM) for hard disk drive	100% Japanese

5

12. Nippon Antennae	Production and assembly of television antennas, car radio antennas and extension cables for car antenna	99.99% Japanese; .01% Filipino
13. Philippine Aphe Corp.	Engage in isolation epoxy coating on floppy disk drive motor core (stator assembly)	99.98% Japanese 00.02% Filipino
14. Public Packages Phils., Inc.	Manufacture and fabrication of packaging products for the semiconductor and electronics related industries	100% Malaysian
15. Shoshiba Filipina Industria, Inc.	Assembly of automotive parts	97% Japanese; 3% Filipino
16 Showa Aluminum Mfg, Phils., Corp.	Manufacture of S-FIN type evaporator; To include the manufacture of AL-CU Connecting Tube (Flash-Butt Tube) and Accumulator	100% Japanese
17. Sri Technology Corp. (Phils.)	Power sockets assembly, power cable and power cord sets	77% Taiwanese; 22% Singaporean; 1% Filipino
18. Star Micro Technology, Inc.	Engaged in PCB / BIB repairing, burn-in and IC	60% - Filipino; 40% Malaysia

Note: Total of 62 firms approved by the PEZA Board to operate in the Economic Zone as of December 31, 2001

First Oriental Business and Industrial Park, Davao City

Tel. No. (082) 221-6271

Name of Company	Product/Activity	Equity Participation
1 East Asian International Marketing Ventures, Inc.	Manufacture of wooden furniture such as chairs, tables & beds	100.00% Filipino

Note: One firm operates in the Economic Zone

First Philippine Industrial Park, Tanauan, Batangas

Tel. No. (043) 405-6020 to 25

Zone Manager: Mr. Expedito Flores

Name of Company	Product/Activity	Equity Participation
1. Fujitsu Computer Products Corp. of the Phils. (Expansion)	Manufacture of aluminum media for computer hard disk drives (HDD)	100% Japanese
2. Komyo Philippines Logistics	Manufacture of steel pallet, steel case and trolley, assembly and sub-assembly, pre-assembly of parts and component parts of industrial machineries; include the manufacture of corner bracket and to add pallet stretch handling	99.99% Japanese
3. Nissin Precision Philippines Corp.	Engage in the manufacture of pressed parts, components of pressing molds	99.995% Japanese 0.005% Filipino
4. Photocircuits Phils. Corp.	Manufacture of PCBs	100% American
5. SB Flex	Manufacture of flexible printed circuit boards (PCBs)	100% Japanese
6. Shi Manufacturing and Services (Phils.), Inc.	Parts manufacturing and assembly for semiconductor encapsulation equipment	100% Japanese

Note: Total of 13 firms approved by the PEZA Board to operate in the Economic Zone as of December 31, 2001

Gateway Business Park, Gen. Trias, Cavite

Tel. No. (046) 433-0235

Officer-in-Charge: Mr. Miguel Manalo

Name of Company	Product/Activity	Equity Participation
1. Analog Devices Gen. Trias Inc.	Manufacture and testing of semi-conductor devices such as integrated circuits and sidebraz, cerdips, metal can, hermetics and parts and components	100% Dutch
2. Cypress Philippines Inc.	Integrated assembly, packaging and testing of tape and reel; to operate a shared service center which will provide IT enabled services at the E-Square IT Park SEZ; manufacture of electronic integrated circuits	99.998% American .002% Filipino
3. Fujihiro Phils., Inc.	Slitting of metal coils for material feeding to electronic and semiconductor companies and to undertake high value metal recycling system	100% Japanese
4. Gateway Electronics Corp.	Electronic circuit assembly, wafer backgrinding/taping and detating, test tape and reel	95% Filipino 5% American
5. Heraeus Electronic Materials Phils., Inc.	Manufacture of high grade gold bonding wires & stamped/etched lead frames needed for semiconductor industry	100% German
6. Innovacom Phils. Inc. (formerly Maxtek Philippines Corp.)	Manufacture/assembly, packaging and test of physical layer electronic components for transmission of voice and data over fiber-optic networks	99.99% American .01% Filipino
7. Intel Technology Philippines Inc.	Assembly and test of microprocessor electronic integrated circuits (Pentium); manufacture/assembly and test of Single Edge Contact Cartridge for processors; assembly and test of chip sets for ICs for microprocessors assembly	99.99% American .01% Filipino
8. JAE Philippines, Inc.	Electronic connectors for digital and analog components and equipment	100% Japanese
9. Luzon Electronics Technology Inc.	Manufacture and assembly of plated coil D-MIG Slider D-MIG head slider and magnetic registive slider gimbal	100% Japanese
10. Maxim Philippines Assembly Corp.	Engage in assembly and test (A & T) procedures, test and reel (T & R) activities	100% Filipino
11. Maxim Philippines Operating Corp.	Manufacture and testing of semi-conductor devices such as integrated circuits	
12. Sanno Philippines Mfg, Corp.	Plating of pins, connector parts and lead frames (w/gold, silver, palladium, solder)	100% Japanese
13. Tokumi Electronics Phils., Inc.	Headphone assemblies, mini speakers and microphones	100% Japanese
14. Tottori Sanyo Electric (Phils.) Corp.	Manufacture of consumer electronic and electronic components	99.99% Malaysian .01% Fil. / Japan
15. Telford SVC Phils., Inc.	Provide services for inspection, detaping, tape and reel and rework services	48.5% Malaysian 48.5% Singaporean 4% Filipino

Note: Total of 18 firms approved by the PEZA Board to operate in the Economic Zone as of December 31, 2001

Greenfield Automotive Park, Sta. Rosa, Laguna

Tel. No. (049) 541-1476 to 77

Zone Manager: Ms. Leonisa S Suarez

E-Mail Address: lfsuarez@philwebinc.com

Name of Company	Product/Activity	Equity Participation
1. Automotive Interiors Corp.	Manufacture of automotive seats and interior components	100% Japanese
2. Ford Motor Company Phils., Inc.	Automotive manufacturing and assembly	99.94% American; .06% Filipino
3. Visteon Philippines, Inc.	Manufacture and assembly of automotive parts	100% American

Note: Total of 3 firms approved by the PEZA Board to operate in the Economic Zone as of December 31, 2001

Jasaan Misamis Oriental Special Economic Zone, Jasaan, Misamis Oriental

Name of Company	Product/Activity	Equity Participation
1. Pilipinas Kao Inc.	Increase the production capacity for monoalkyl phosphate project	100% Japanese

Note: One firm operates in the Economic Zone as of December 31, 2001.

Laguna International Industrial Park, Biñan, Laguna

Tel. No. (049) 539-0095

Zone Manager Cecilia Z. Veleña

Name of Company	Product/Activity	Equity Participation
1. Diup, Inc.	Manufacture of metal-stamped parts for CD-ROM	99.96% Japanese .04% Filipino
2. Electronic Assemblies Inc.	Assembly of Epson Floppy Disc Drive; assembly of PCB for CD-ROM; manufacture of isolation amplifiers:	99.07% Filipino .03% Japanese
3. ITW Ampang Industries, Inc.	Manufacture of tape and reels; manufacture of injection molded trays	60% American 30% Filipino 10% Malaysian
4. Integrated Microelectronics	Manufacture of electronic ballast assembly	98% Filipino 2% Japanese
5. Juntec Corporation	Manufacture of metal parts and casings for floppy disk drives (FDD) and car audio equipment	100% Japanese
6. Penn Phils. Export, Inc. (Formerly Penn Phils. Inc.)	Elastomeric fabrics such as powernets and stainettes, stretch tricots and a range of cotton rashels	100% British
7. Pycon Technology Phils. Exports, Inc.	To provide burn-in and preventive maintenance and testing services for semiconductor products	99.99% American .01% Filipino
8. Sung Woo Micron Tech., Inc	Manufacture of various precision mold, press stamped parts, tools trim spare parts & other spare parts for semiconductor and electronic products:	100% Korean
9. Trilux Electronics & Luminaries (Phils.) Inc.	Manufacture of electronic control gear (AF ballasts and modern illumination system)	99.90% German .06% Austria .04% Filipino

Note: There are a total of 23 companies approved by the PEZA Board to Operate in the Economic Zone as of December 31, 2001.

Laguna Technopark, Sta. Rosa & Biñan, Laguna

Tel. No. (049) 541-1476 to 77

Zone Manager: Ms. Leonisa S. Suarez

E-Mail Address: lfsuarez@ohilwebinc.com

Name of Company	Product/Activity	Equity Participation
1. Amkor Technology Phils. (P3/P4) Inc.	Electronics	100% British
2. Anam Amkor Precision Machine Co.	Manufacture/fabrication of dies and molds; manufacture and test of semi-conductor devices primarily the Ball Grid Array (BGA) integrated circuits;	100% British
3. Cirtek Electronics Corp.	Manufacture of standard IC, discrete, hybrid and potential new packages	90% Filipino; 10% Chinese
4. Diup, Inc.	Manufacture of metal stamped parts for CD-ROM, DVD-ROM and Laser Disk	99.96% Japanese; 00.04% Filipino
5. Electronic Assemblies Inc.	Manufacture of flex printed circuit assembly; manufacture of card reader	99.07% Filipino; .03% Japanese
6. Fujitsu Ten Corporations of the Phils.	Manufacture of PCB electronics/sub-assemblies	75% Japanese; 25% Singaporean
7. Furukawa Electric Autoparts Phils. Inc.	Manufacture and assembly of various auto parts such as steering roll connectors	100% Japanese
8. Furukawa NHK Optical Parts, Inc.	Manufacture of ferrule and flange assembly of optical for fiber connectors and other types of fiber optical parts	99.990% Japanese; 0.010% Filipino
9. Futaba Corp. of the Phils	Vacuum fluorescent displays: Increase the capacity of its Vacuum Fluorescent Display (VFDs)	100% Japanese
10. Hitachi Computer Products Corp.	Hard disk drive and HDD component parts such as head gimbal assembly or magnetic heads, slider and head stack assembly; Manufacture of HDD with Giant MR heads and their components	100% Japanese
11. Ichinomiya Electronics Phils. Corporation	Manufacture of computer parts (stator assembly)	100% Japanese
12. Integrated Microelectronics Inc. (Hawlett, Toshiba)	Assembly of light emitting diodes (LED), Dot Matrix Displays, production of CD-ROM (compact disc-read only memory), assembly of Ics and transistors; taping of semiconductor components and assembly of writable compact disc (CD-R)	98% Filipino; 2% Japanese
13. Integrated Microelectronics Inc. (Yamaha)	Manufacture of Thin Film Magneto-Resistive and Head Gimbal Assembly; Assembly of voice coil motor magnets (VCMM), and assembly of surface acoustic wave filter	98% Filipino; 2% Japanese
14. Katolec Philippines Corp.	Mounting/assembly of electronic parts and components such as printed circuit Boards (PCBs), transistors, volume, coils switches, connectors, & semiconductors	100% Japanese
15. Kisho Sakata Electronics Inc. (formerly Sakata Electronics, Phils. Inc)	Manufacture of electronics components such as Hard Disk Drives	50% Japanese; 50% Singaporean

16. Laguna Electronics Assembly, Inc.	Electronic storage devices specifically hard disk drive & floppy disk drives, assembly of cellular phones	99.99% Japanese; 0.01% Filipino
17. Laguna Metts Corporation	Aluminum die-casting products for electronics, automotive and other industries	100% Japanese
18. Laguna Saikai Corp.	Silicon rubber parts and components used in telecommunication parts and medical devices, manufacture of packing materials for computer and telecommunication parts and components.	100% Japanese
19. Matsushita Communication Industrial Corporation of the Philippines	Manufacture of: amplifier, cartridge, 3.5" floppy disk drives, BW/color monitors and rear view monitor, charged couple device, sequential switcher, audio portable for bus mixer, camera drive unit (PS), portable audio wireless products, GSM cellular phones, parts and accessories. ECM cartridge for mobile phones, and digital CCTV color camera	99.99% Japanese; .01% Filipino
20. Meinan Philippines Inc.	Various automotive and electrical parts, components and devices	100% Japanese
21. NEC Computer Storage Phils., Inc.	Manufacture of computer storage products, such as Hard Disk Drives (HDD)	100% Japanese
22. Nidec Philippines Corp.	Manufacture of spindle motors and DC motors for computer hard disk drive and compact disc Read-Only-Memory (CD-ROM) drives (Pioneer)	100% Japanese
23. Odawara Custom Mfg. Service Co., Ltd.	Production of flexible printed circuit assemblies (FPCBAs) and printed circuit board assemblies	100% Japanese
24. Ogino Philippines Corp.	Manufacture of machining parts for motor hard disc drive for computer and rocker arm assembly for automotive parts	100% Japanese
25. Shin-Etsu magnetics Phils., Inc.	Manufacture of electric components: voice coil motor assembly and rare earth magnets for hard disk drive	99.995% Japanese; .005% Filipino
26. Sun Ever Light Phils., Inc.	Manufacture of small appendage parts for computers, disk drives, cellular phones, printers, etc.	99.99% Japanese; .01% Filipino
27. Sunmec Corporation	Manufacture of plastic trays for hard disk drives and other electronic/semiconductor parts	99.99% Japanese; .01% Filipino
28. Surtec Philippines, Corp.	Electro-coating and/or surface treatment of metal parts for electronic automotive and other industries	90% Japanese; 10% Filipino
29. T.H. Furukawa Electric Phils. Corp.	Manufacture of optical fiber cord with connectors and all other types of optical component	99.991% Japanese; 00.009% Filipino
30. Takata (Phils.) Corp.	Manufacture of automotive safety products and its components	100% Singaporean
31. TDK Phils, Inc.	Manufacture of magnetic heads and their components; to include trading and distribution of electronic parts and components	99.99% Japanese; .01% Filipino
32. Toshiba Information Equipment	Hard disk drives (HDD), compact disk-rooms (CD-ROMS) read only memory and printed circuit boards (PCBs) for personal computers; digital versatile disk - read only memory (DVD-ROM) drive; manufacture of "combo drive" CD-RW/DVD-ROM; manufacture of 1.8 GB hard disk drive	99.98% Japanese; .02% Filipino

Note. Total of 68 firms approved by the PEZA Board to operate in the Economic Zone as of December 31, 2001

Leyte Industrial Development Estate SEZ, Isabel, Leyte
 Tel. No. (053) 337-6639
 Officer-in-Charge: Ms. Remedios Llamzon

Name of Company	Product/Activity	Equity Participation
1. Lepanto	Roasting concentrates, copper calcines, crude arsenic trioxide and antimony dust	82.66% Filipino; 17.34% French
2. Philippine Associated Smelting and Refining Corporation (PASAR)	Manufacture of copper cathodes, gold in dore, silver in dore, selenium blister copper (containing copper, gold and sulfuric acid)	42% National Development Corporation; 31% Japanese Trading Companies; 22% Phil. Mining Companies; 5% International Finance Corporation

Note. Total of 3 firms approved by the PEZA Board to operate in the Economic Zone as of December 31, 2001

Light Industry and Science Park of the Philippines I, Cabuyao, Laguna
 Tel. No. (049) 543-0078
 Zone Manager: Mr. Ismael H. Itaas
 E-Mail Address: ismael@philwebinc.com

Name of Company	Product/Activity	Equity Participation
1. ATP Technologies International Inc.	Assembly of Printed Circuit Boards (PCBs)	99.92% Filipino; .08% American
2. Automated Technology (Phils.), Inc.	Manufacture of semiconductor parts and electronic components	100% Filipino
3. Chiyoda Integre Phils., Inc.	Manufacture / assembly of gasket and filters, shields and insulator, cushion and spacer, foot and badge, insulator for compressor motor and adhesive tapes	99.99% Singaporean, .007% Filipino; .003% Japanese
4. Daikoku Electronics (Phils.), Inc.	Manufacture of electronic relay coils	100% Japanese
5. Dallas Semiconductor Phils., Inc.	Manufacture and assembly/testing of electronic, semiconductor chip and chip based subsystems	100% American
6. Epson Precision (Phils.) Inc.	Mini printers; manufacture of terminal printers such as dot matrix models LQ-570+ 1070 and LQ-300 ; manufacture of terminal printers	100% Japanese
7. Equal Technology, Inc.	Manufacture of data storage components, household components, specifically HDD AC block and audio/video heat sink	60% Filipino; 40% Malaysian
8. Fastech Advanced Assembly Inc.	Assembly and test of tape drive assemblies, printed circuit boards and complete electronic products	100% Japanese
9. Fastech Electronique Inc	Manufacture and assembly of semi-conductor devices	
10. First Suniden Circuits, Inc.	Flexible single-sided and double-sided printed circuits; manufacture of electronic relay coils	60% Japanese; 40% Filipino
11. Gemphil Technology Inc.	Electronic and electrical parts and components particularly transformers, chokes, inductors, filters, coils	100% Filipino

12. Gemphil Wiring Systems, Inc.	Manufacture of wiring harness, power cords, heater wires, lamp sockets and other electrical / electronic components; CD-R and CD-RW Drive	90% Filipino; 10% Japanese
13. Gunma Gohkin Philippines Corp.	Manufacture of gear covers, rear brackets and wiper for motor frames motorcycle and automobile industries	99.999% Japanese; .001% Filipino
14. Ionics Circuits, Inc.	Semi-conductor hybrid circuits; ATP Adaptor card and flexible circuit assembly head gimbal; assembly used in HDD operations; manufacture of SSI-TI Flex Circuit assembly.	100% Filipino
15. Kuroda Hoyo (Phils.), Inc.	Manufacture of insulations, tapes, wire tubes and product sheets; quality control inspection, testing and baking process of IBM flexible printed circuits in an extension facility; assembly of quality control inspection of top cover assembly for hard disk drives; assembly for hard disk drives; assembly of backlights for use in cellular phones, PDA and LCD	50% Japanese; 50% Singaporean
16. Micron Precision Phils., Inc.	Production of components for semiconductor products like cutting punches and die inserts, forming shitting block, center block, cull block and rework mold	99.98% Korean .02% Filipino
17. Mitsui High-tec (Phils.) Inc.	Manufacture of electrical parts for semi-conductor, appliances and other allied products	99.93% Japanese .07% Filipino
18. MME Technologies Corp.	Manufacture/Assembly of printed circuit boards (PCBs)	99.9904% Japanese .0096% Filipino
19. Nidec Copal Phils. Corp. (formerly Precision Eng'g Components Corp.)	Manufacture of Ultra-High density microprocessor for unit package; camera and flash units, repair of defective camera and parts, metal press parts, plastic injection parts, die cast parts and moulds, magneto-optical disk drives, telefunken light emitting diode devices (LED)	100% Japanese
20. OnQ Technology Phils., Inc.	Engage in the testing and final packaging of semiconductor and electronic devices	99.98% American .02% Filipino
21. OPT International Inc.	Preparation of camera parts and assembly of various camera models; assembly of power transformer	100% Filipino
22. Perkinelmer Optoelectronics (formerly EG & G Vactec Omni, Inc.)	Semiconductor components and materials, other types of electronic components, precision electrical and mechanical assemblies, equipment and instrumentation	100% American
23. Philips Semiconductor Phils., Inc.	Semiconductor devices such as power transistors, modules, metal can, RF transistors and diodes ; Manufacture/assembly of integrated circuits	100% Dutch
24. Reel Services (Phils.) Inc.	Manufacture of carrier tape and the provision of tape and reel services for the electronics industry	100% Scottish
25. Remec Manufacturing Philippines Inc. (formerly Pacific Microwave Corp.)	Manufacture/assembly of low noise amplifiers (LNA) and power amplifiers, converters, PLO synthesizers, transceivers and radio system	100% Japanese
26. Uniden Philippines Inc.	Manufacture of cordless telephone	99.04% Japanese .96% Singaporean

Note: There are a total of 39 companies approved by the PEZA Board to Operate in the Economic Zone as of December 31, 2001.

Light Industry and Science Park of the Philippines II, Calamba, Laguna

Tel. No. (049) 244-5677

Zone Manager: Mr. Expedito Flores

Name of Company	Product/Activity	Equity Participation
1. Andes Ionics Inc.	Assembly of planer, CPU & other miscellaneous cards	50% Filipino 50% Japanese
2. Asian Micro Mfg. (Phils.) Inc.	Manufacture of Flexible Circuit Board; Assembly (FCBA) and Actuator Assembly tray washing/recycling and tray packaging	100% Singaporean
3. Cam Mechatronic (Phils.) Inc.	Electro-mechanical components for computer and data storage industry printed circuit board assembly	99.992% Singaporean .002% Malaysian .006% Filipino
4. I - Omni Corp.	Manufacture of rewritable CD drive mechanical loader assembly	100% Filipino
5. Ionics EMS, Inc.	Manufacture of Hi-Focus Asymmetrical Digital Subscriber Line (ADSL) Broadband Access System	100% Filipino
6. Kyouritsu Electronics Phils., Inc.	Manufacture of main board printers, switch board and printed circuit board	100% Japanese
7. Luzon Magnetics	Manufacture/assembly of magnetic parts for compact disc (CD) and voice coil motor (VCM) for hard disk drives	100% Japanese
8. NEC Components Phils., Inc.	Electronics components specifically printed wiring board (PWB)	100% Japanese
9. Orient Semiconductor Electronics Phils., Inc.	Manufacture of integrated circuits such as plastic and hermetic packages	99.89% Taiwanese .10% American .01% Filipino
10. Philips Semiconductors	Manufacture and assembly of Code Division Multiple Access Multiple bandand Bluetooth System Modules	100% Dutch
11. Samco Precision Industries Phils.	Manufacture of base and blocks for computer hard disk drives	99.99% Singaporean .01% Filipino
12. Samsung Electro mechanics Phils., Inc.	Manufacture of multi-layer capacitor (MLCC), thick film capacitor (IFCR)	99.91 % Thai .09 % Korean

Note: Total of 26 firms approved by the PEZA Board to operate in the Economic Zone as of December 31, 2001.

Lima Technology Center, Lipa and Malvar, Batangas

Tel. No. (043) 981-4089

Zone Manager: Mr. Gaudencio Lat

Name of Company	Product/Activity	Equity Participation
1. Daiho (phils.), Inc.	Manufacture of plastic injection mouldings such as housing, printer cover, tray absorber, rear and lower paper guides and upper and lower stacker to be used as parts and components of ink jet printers	99.98%Singaporean 00.002%Japanese
2. Hitachi Cable Phils. Inc.	Manufacture of wire rubber hoses for automotive, and wires & lead frames for semiconductor	100% Japanese
3. Jideco Manufacturing Phils., Inc.	Manufacture of various motor and electrical parts for automobile industry	100% Japanese

13

4. K & K Moulding Inc.	Manufacture & assembly of plastic injection molding parts such as printer housing, printer auto sheet feeder unit & other related products of goods of similar nature	100% Japanese
5. Littelfuse Phils., Inc.	Manufacture of electronic fuses and accessories and other related goods of same nature	99.22% American .78% Korean
6. Philippine Epson Corp.	Manufacture of terminal printers	100% Japanese
7. Rex Technologies Phils., Inc.	Manufacture of Printed Wiring Board	100% Japanese
8. Tosoh Polyvin Corp.	Manufacture of PVC compounds	99.95% Japanese .05% Filipino

Note: Total of 13 firms approved by the PEZA Board to Operate in the Economic Zone as of December 31, 2001.

Luisita Industrial Park, San Miguel, Tarlac

Tel. No. (0452) 985-0526/1994

Zone Manager: Mr. Reynaldo Guieb

Name of Company	Product/Activity	Equity Participation
1. International Electric Wires (Philis.) Corporation	Corporation manufacture of wire and cables	90% Japanese 10% Filipino
2. International Wiring Systems Phils. Corp.	Automotive wiring harness integrated with the production of low tension wires	90% Japanese 10% Filipino
3. Sanyo Capacitor (Philis.) Corp.	Manufacture of capacitors	100% Japanese
4. Sanyo Semiconductor	Manufacturing Philippines Corp. Large-scale integration - integrated circuits (LSIC's)	99.96% Japanese .04% Filipino

Note: Total of 4 firms approved by the PEZA Board to Operate in the Economic Zone as of December 31, 2001.

Macroasia Ecozone, NAIA Compound, Pasay City

Zone Manager: Mr. Ricarte Bagain

Name of Company	Product/Activity	Equity Participation
1. Lufthansa Technik Philippines, Inc.	To provide globally competitive aircraft engineering maintenance, repair and overhaul and aircraft components repair and overhaul	100% German

Mactan Economic Zone II, Basak, Lapu-Lapu City, Mactan, Cebu

Tel. No. (032) 340-4694

Zone Manager: Mr. Ralph Miñoza

Name of Company	Product/Activity	Equity Participation
1. Blaze Manufacturing Inc. (formerly Yamaso Philippines Corp.)	Manufacture of cellular phones, its parts and components; to include other communication equipment, electronic and electrical appliances and devices	100% Japanese
2. Cebu Sarah, Inc.	Manufacture of network-control-unit and transformer coils for transmission equipment	100% Japanese

3. IWG Philippines, Inc.	Manufacture of insulated copper wire	100% American
4. Lexmark International (Phils.) Inc.	Manufacture of inkjet printers	99.995% Swiss; .005% Filipino
5. Sarah Digital Network, Inc.	Manufacture, assembly of PC boards for computers and testing equipment	99.98% Japanese; 0.02 % Filipino
6. Texta Industries Inc.	Repair and/or reworking and servicing of printed circuit boards	100% American
7. Ube Electronics (Phils.) Inc.	Microwave dielectric ceramic filters and duplexes	99.988% Japanese; 0.012% Filipino

Note: Total of 46 firms approved by the PEZA Board to Operate in the Economic Zone as of December 31, 2001.

New Cebu Township, Naga, Cebu

Officer-in-Charge: Mr. Ralph Miñoza

Name of Company	Product/Activity	Equity Participation
1. Air Liquide-NCTO Gas, Inc.	Production and distribution of industrial chemical gases (e.g., nitrogen, hydrogen and oxygen) to various locators	40% Filipino; 59.99% French; 00.01% Singaporean
2. KSS Philippines, Inc.	Manufacture of SMD Quartz crystals	100% Japanese

Note: Total of 2 firms approved by the PEZA Board to Operate in the Economic Zone as of December 31, 2001.

People's Technology Complex, Carmona, Cavite

Zone Manager: Ms. Cecilia Z. Veleña

Name of Company	Product/Activity	Equity Participation
1. JD Dynamic Corp.	Manufacture of various automotive parts; manufacture/assembly of lead screw, gear shaft and pinion assembly	95% Japanese; 5% Filipino
2. Rohm Apollo Semiconductor Phils., Inc.	Manufacture of semiconductor products such as micro-chip transistors and tantalum capacitors	24.99999% Singaporean; 75% Japanese; 00.001% Filipino
3. Rohm Electronics Phils., Inc.	Manufacture of microchip resistors, microchip capacitors, large scale integrated circuits, quad flat packages and text box	79.99999% Japanese; 00.00001% Filipino; 20.00% Singaporean
4. Rohm Mechatech Phils., Inc.	Manufacture of precision semicon molds and dies and their parts and precision semicon silver plated lead frames	99.9994% Japanese; 00.0006% Filipino

Note: Total of 9 firms approved by the PEZA Board to Operate in the Economic Zone as of December 31, 2001.

Plastic Processing Center, Brgy. Alion, Mariveles, Bataan

Tel. No. Thru Bataan Economic Zone

Name of Company	Product/Activity	Equity Participation
1. Diversified Plastic Film Systems, Inc.	Manufacture of biaxially-oriented coextruded polypropylene film (BOPP) and non-oriented coextruded film (CPP)	65% Japanese; 35% Filipino

Note: One firm operates in the Economic Zone as of December 31, 2001.

Subic Shipyard Special Economic Zone Firms, Subic, Zambales
 Tel. No. 892-6624 local 223
 Officer in Charge: Mr. Miguel Herrera

Name of Company	Product/Activity	Equity Participation
1. Gardella Coating Phils. Inc.	Tank coating and related ship repair services	100% Filipino
2. Pacific Rare Metals Industries Inc.	Rare metals such as tellenium, barium, selenium, etc.	72% Filipino; 28% Australian
3. Subic Shipyard and Engineering, Inc.	Ship repair, conversion and ship building for vessels 11,000 DWT up to 300,000 DWT	60% Filipino; 40% Japanese

Note: Total of 3 firms approved by the PEZA Board to Operate in the Economic Zone as of December 31, 2001.

Tabangao Special Economic Zone, Tabangao, Batangas
 Tel. No. 816-6501
 Zone Manager: Mr. Jose Expedito Flores

Name of Company	Product/Activity	Equity Participation
1. Shell Gas Eastern, Inc.	Liquified petroleum gas	100% Dutch

Note: One firm operates in the Economic Zone as of December 31, 2001.

Toyota Sta. Rosa, Laguna Industrial Complex, Sta. Rosa, Laguna
 Tel. No. 843-2927
 Zone Manager: Ms. Leonisa S. Suarez
 E-Mail Address: lfsuarez@philwebinc.com

Name of Company	Product/Activity	Equity Participation
1. Philippine HKR Inc.	Manufacture of precision machine parts for automobiles	100% Japanese
2. Toyota Autoparts Phils., Inc	"G" Type light commercial vehicle transmissions, including the manufacture of constant velocity universal joint (CVUJ) automotive parts	95% Japanese; 5% Filipino
3. Tokai Rica Phils. (TRP) Inc.	Manufacture of lever combination switches; to include courtesy lamp switch, sop lamp switch, back-up lamp switch and hazard-warning switch	99.99% Japanese; 01% Filipino

Note: Total of 3 firms approved by the PEZA Board to Operate in the Economic Zone as of December 31, 2001.

Victoria Wave, Tala, Malaria, Caloocan City
 Tel. No. 939-7218
 Officer- in- Charge: Mr. Ramon Abordo

Name of Company	Product/Activity	Equity Participation
1. Cansid Bags Phils., Inc.	Manufacture of notebook computer carrying cases and other types of bags	95% Korean; 5% Filipino
2. Nobile Inc.	Electronic stepdown converters or DC or AC supplied electronic step-down	51% German; 49% Filipino

Note: Total of 17 firms approved by the PEZA Board to Operate in the Economic Zone as of December 31, 2001.