

Annex 4
Social Survey

**F I N A L R E P O R T
S O C I A L S U R V E Y**

**FOR
RECONNAISSANCE STUDY
OF
THE INSTITUTIONAL REVITALIZATION PROJECT
FOR MANAGEMENT OF FLOOD, EROSION
AND INNER WATER CONTROL
IN JABOTABEK WATERSHED**

October 2005

**JICA STUDY TEAM
AND
PT. DDC CONSULTANTS**

CONTENST

	Page
PART I INTRODUCTION	1
A. Background	1
B. Objectives	1
PART II WORK METHODOLOGY	1
A. Data	1
B. Respondent and Location of Interview	2
C. Inventory Survey	6
D. Reporting	6
PART III FACT FINDINGS	7
A. Identity of Respondents	7
B. Socio-Economic Aspects	10
C. Health and Sanitation	13
D. Socio-Cultural	18
E. Flood Information	23
F. Community's Opinion, Perception and Attitude	25
G. Inventory on NGO's in Jabotabek	29
PART IV INCLUDING REMARKS	36
Appendix 1 QUESTIONNAIRE	36
I. IDENTITY RESPONDENTS	36
II. SOCIO-ECONOMIC ASPECTS	37
III. PUBLIC HEALTH AND SANITATION	38
IV. SOCIO-CULTURAL ASPECTS	40
V. FLOOD/INUNDATION INFORMATION	41
VI. COMMUNITY'S OPINION, PERCEPTION AND ATTITUDE	41
Appendix 2 List of NGO's in Jabotabek	42

CONTENTS OF TABLE

	Page
Table 1. Number of Respondents According to Duration of Stay (Years)	7
Table 2. Age, Religion and Education of Respondents	8
Table 3. Occupation, Source, of Main and Additional Income	9
Table 4. Status of Lot and House Ownership	10
Table 5. Amount and Source of Family Income (Rp./year)	11
Table 6. Family Consumption Expenditure (Rp./year)	11
Table 7. Accessibility to Health, Credit and Market Facilities	12
Table 8. Housing Condition	13
Table 9. Source of Water Supply	14
Table 10. Sanitation Facilities	15
Table 11. Environment Condition	16
Table 12. Number of Family Member Death	17
Table 13. Participation in Group Actions, (times per year)	18
Table 14. Security and Orderliness in the Community	19
Table 15. Migration of Family Member	20
Table 16. Average frequency in one year	23
Table 17. Flood in February 2002	24
Table 18. Community's Opinion, Perception and Attitude	26

CONTENTS OF FIGURE

	Page
Figure 1. Jakarta Map, Three Kelurahan of Social Survey	2
Figure 2. Manggarai Map, Tebet Sub-District, South Jakarta	3
Figure 3. Serdang Map, Kemayoran Sub-District, Central Jakarta	4
Figure 4. Penjaringan & Pluit Map, Penjaringan Sub-District, North Jakarta	5
Figure 5. Informal dwellers at Manggarai	32
Figure 6. Manggarai sluice gate closed by waste	32
Figure 7. Sanitation facilities at informal dwellers at Manggarai	33
Figure 8. Formal dwellers at Serdang flood prone	33
Figure 9. River management at Serdang	34
Figure 10. Bendungan Jago is sluice gate at Serdang	34
Figure 11. Human settlement at Pluit/Penjaringan	35
Figure 12. Flood prone at Pluit/Penjaringan	35

REPORT OF SURVEY ON SOCIO-ECONOMIC AND CULTURAL ENVIRONMENT

I. INTRODUCTION

A. Background

Data on socio-economic and cultural environment of inhabitants in flood-prone areas and informal dwellers is important information to formulate policy for the people in these areas. This study is conducted to collect information on socio-economic and culture environment of inhabitants of flood-prone and informal dwellers in some areas in South South Jakarta (Kecamatan Tebet, Kelurahan Manggarai), Central Jakarta (Kecamatan Kemayoran, Kelurahan Serdang) and North Jakarta (Kecamatan Penjaringan, Kelurahan Penjaringan).

B. Objectives

Objectives of the study are to obtain socio-economic and cultural characteristics of inhabitants in flood-prone areas and informal dwellers along the rivers on the following aspects,

- (i) Necessity/urgency of flood mitigation measures;
- (ii) Participation in organization of/ implementation of flood fighting and/or mitigation of flooding;
- (iii) Necessity of improvement of river environment; and
- (iv) Acceptable relocation conditions.

II. WORK METHODOLOGY

A. Data

The required data are collected through interview survey by using prepared questionnaire. The data to be collected include the following items:

- (i) Identity of respondent
- (ii) Socio-economic aspects
- (iii) Public health/sanitation
- (iv) Socio-cultural aspects
- (v) Flood/Inundation Information
- (vi) Community's opinion/perception/attitude toward flood mitigation actions.

B. Respondent and Location of Interview Survey

Interview Survey was conducted through interview survey to collect information on socio-economic and culture environment of inhabitants of flood-prone and informal dwellers in three (3) flood prone areas in DKI Jakarta, namely, South Jakarta (Tebet Sub-District, Manggarai Village), Central Jakarta (Kemayoran Sub-District, Serdang Village) and North Jakarta (Penjaringan Sub-District, Penjaringan Village) as shown in Figure 1.

District/Wilayah	Sub-District/Kecamatan	Village/Kelurahan
South Jakarta	Tebet	Manggarai
Central Jakarta	Kemayoran	Serdang
North Jakarta	Penjaringan	Pluit & Penjaringan

The respondents are inhabitants in flood-prone areas and informal dwellers along the rivers in the three kelurahan. The respondents per each kelurahan or target areas consist of 15 inhabitants found along the rivers or inundation areas and 15 head of households of village/city community members (RT, RW, Kelurahan, etc.). The respondents are drawn purposively to represent the target group in each area.

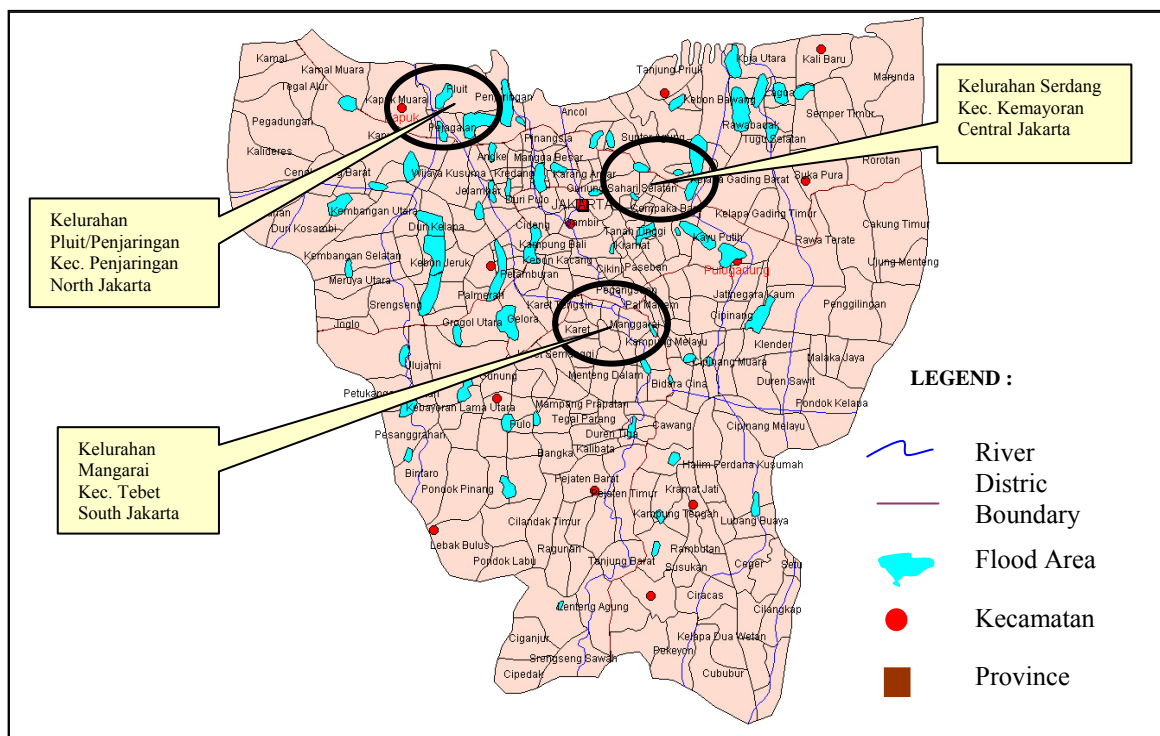


Figure 1. Jakarta Map, Three Kelurahan of Social Survey

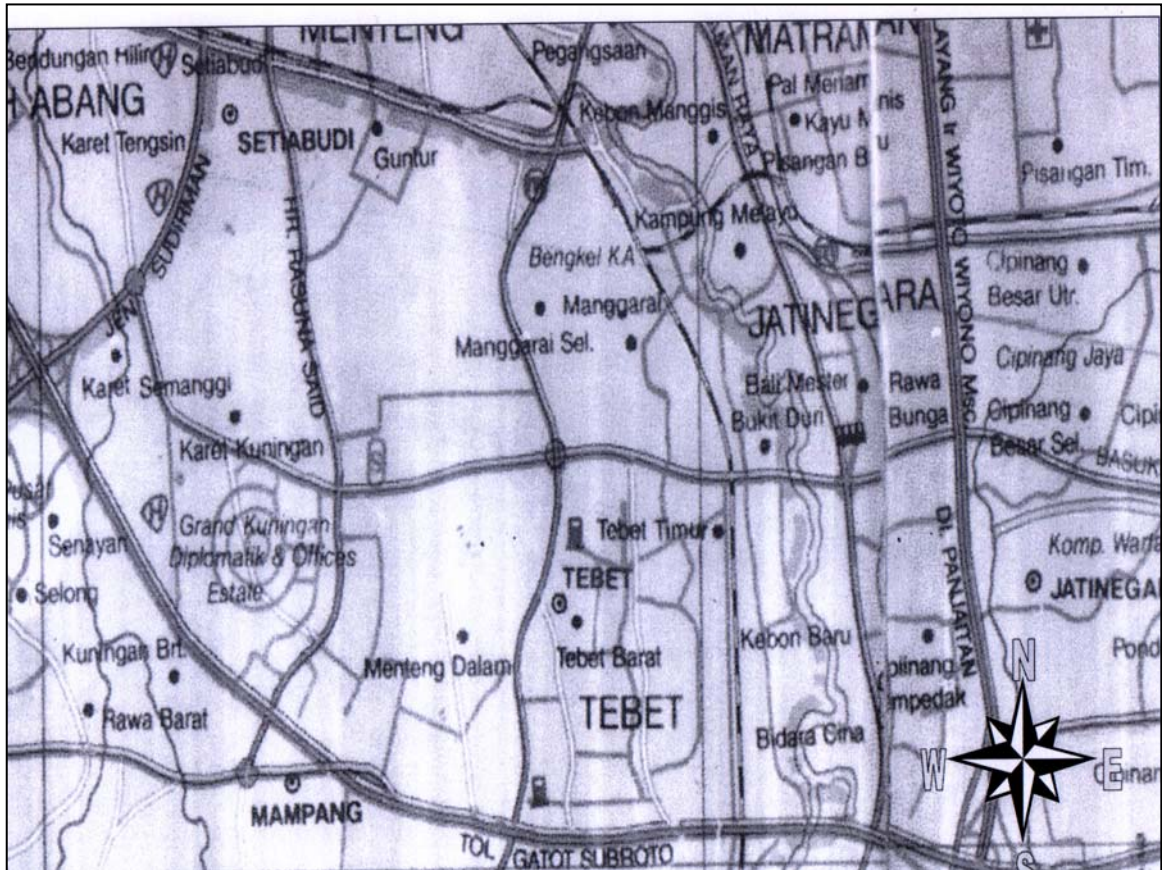


Figure 2. Manggarai Map, Tebet Sub-District, South Jakarta

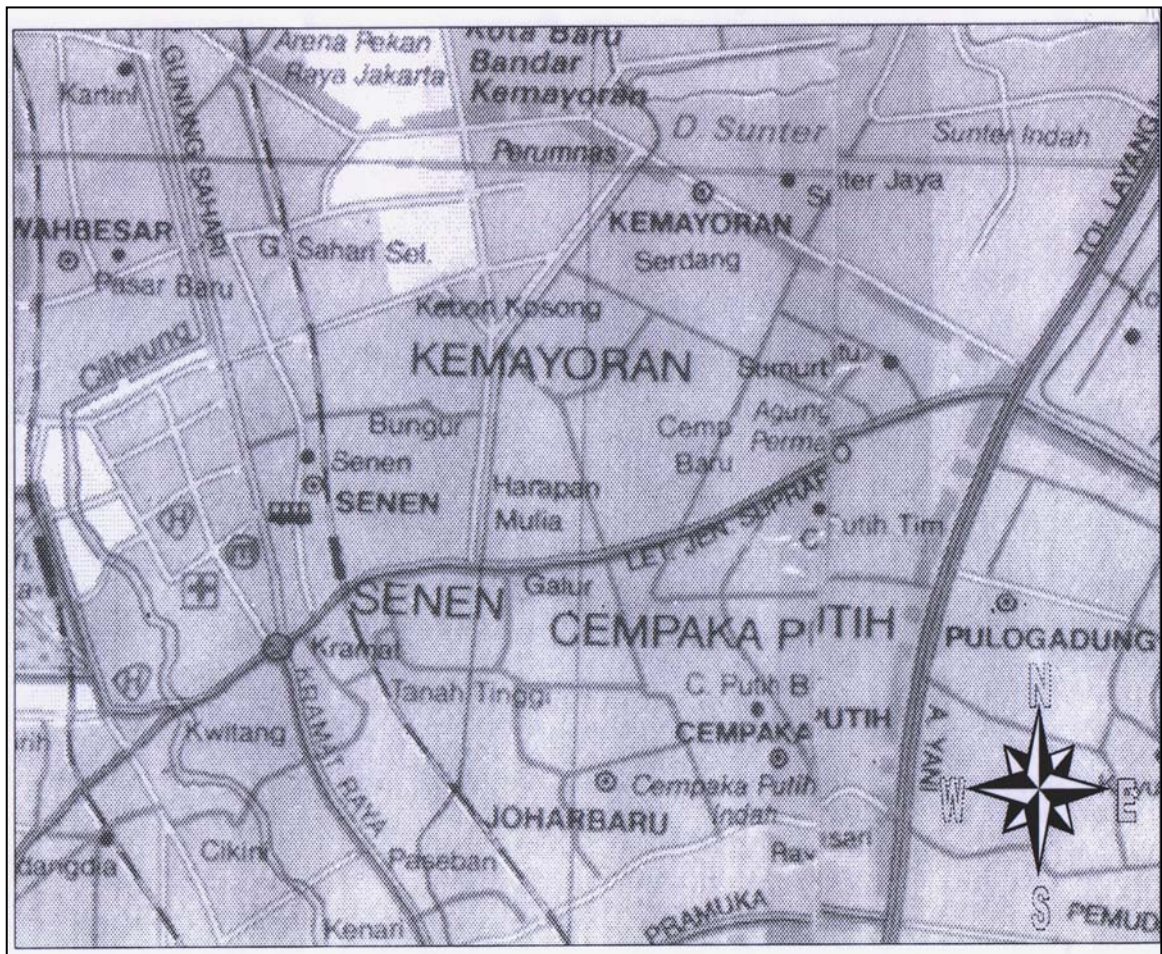


Figure 3. Serdang Map, Kemayoran Sub-District, Central Jakarta

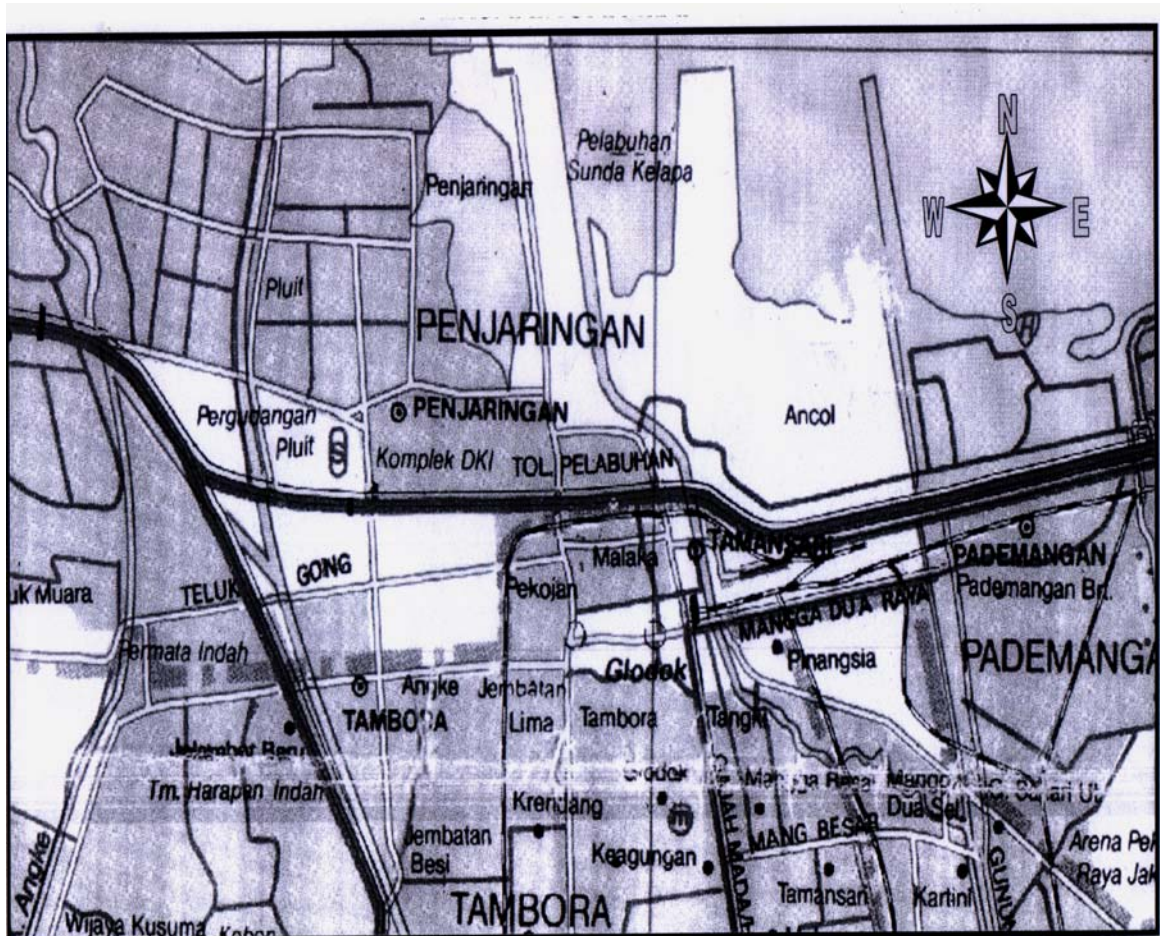


Figure 4. Penjaringan & Pluit Map, Penjaringan Sub-District, North Jakarta

C. Inventory Survey

Inventory on NGOs in JABOTABEK related to the field of the rehabilitation, environment conservation, improvement of living and support of the elderly and disabled people was made through collecting information from the government offices. The information were collected includes the following items.

- (i) Name
- (ii) Address
- (iii) Tel/fax
- (iv) E-mail address
- (v) Financial sources
- (vi) Year established
- (vii) Field of activities
- (viii) Area of activities
- (ix) Future prospects
- (x) Mission
- (xi) Activities

D. Reporting

Report is made based on the result of data analysis. Collected data including questionnaire and interview guides are submitted in CD form.

III. FACT FINDINGS

A. IDENTITY OF RESPONDENTS

1. Duration of Stay

Most of the respondents (60 %) in the survey area have been in these areas for more than 25 years with variation from about 53 % (in South Jakarta) to 70 % (in Central Jakarta). There are only about 6 % of the people who have been in that area for less than five years.

Table 1. Number of Respondents According to Duration of Stay (Years)

No	Duration of stay	South Jakarta		Central Jakarta		North Jakarta		Total	
		Number	(%)	Number	(%)	Number	(%)	Number	(%)
1	<5 years	5	16.67	0	0.00	0	0.00	5	5.56
2	5-10 years	3	10.00	3	10.00	4	13.33	10	11.11
3	10-15 years	3	10.00	0	0.00	1	3.33	4	4.44
4	15-20 years	1	3.33	3	10.00	5	16.67	9	10.00
5	20-25 years	2	6.67	3	10.00	3	10.00	8	8.89
6	>25 years	16	53.33	21	70.00	17	56.67	54	60.00
	Total	30	100.00	30	100.00	30	100.00	90	100.00

2. Age, Religion, and Education

The people are at the age between 39 – 50 years old means that most of them are categorized in productive age. This may be understood since most of them are labors or workers who work in the firms or factories around that area.

Their religion varies as Moslem, Christian and Catholic but more than 95 % of the people are Moslem. However, most of them are low educated people since about 36 % (in Central Jakarta) to 62 % (North Jakarta) of them had graduated from elementary school, while 8 % to 21% of them had attained junior high school, and about 17 % to 37 % of them had attained senior high school. But, there are also about 8 % to 11 % of the people who had attained education at academy or university level.

Table 2. Age, Religion, and Education of Respondents

No	Items	South Jakarta		Central Jakarta		North Jakarta		Total	
		Husband	Wife	Husband	Wife	Husband	Wife	Husband	Wife
1	Age (years old)	42.21	38.58	49.84	47.13	49.92	47.07	47.32	44.26
2	Religion								
a.	Moslem	27 (96.42)	29 (96.67)	25 (100.00)	30 (100.00)	21 (95.45)	27 (96.43)	73 (97.33)	86 (97.73)
b.	Christian	1 (3.58)	1 (3.37)	0 (0.00)	0 (0.00)	0 (0.00)	0 (0.00)	1 (1.33)	1 (1.14)
c.	Catholic	0 (0.00)	0 (0.00)	0 (0.00)	0 (0.00)	1 (4.55)	1 (3.57)	1 (1.33)	1 (1.14)
d.	Hindu	0 (0.00)	0 (0.00)	0 (0.00)	0 (0.00)	0 (0.00)	0 (0.00)	0 (0.00)	0 (0.00)
e.	Buddha	0 (0.00)	0 (0.00)	0 (0.00)	0 (0.00)	0 (0.00)	0 (0.00)	0 (0.00)	0 (0.00)
3	Education								
a.	Elementary	12 (42.86)	17 (58.62)	9 (36.00)	14 (51.85)	13 (56.52)	18 (62.07)	34 (44.74)	49 (57.65)
b.	Junior High School	5 (17.86)	4 (13.79)	2 (8.00)	3 (11.11)	4 (17.39)	6 (20.70)	11 (14.47)	13 (15.29)
c.	Senior High School	8 (28.57)	8 (27.59)	12 (48.00)	10 (37.04)	6 (26.09)	5 (17.23)	26 (34.21)	23 (27.06)
d.	University	3 (10.71)	0 (0.00)	2 (8.00)	0 (0.00)	0 (0.00)	0 (0.00)	5 (6.58)	0 (0.00)

(...) in percent

3. Occupation, Source of Main and Additional Income

Since most of them are low educated people there can be shown that the occupation of the people (husband and wife) are mostly laborers, either as construction and industrial sectors or garbage collectors and others (temporary labors). Husbands have mostly been working as construction labor (28 %), industrial labor (10 %), trader (11 %), government officer (7 %), garbage collector (3 %) and others (21 %). Meanwhile, the wives have been working as construction labor (17 %), industrial labor (17 %), and trader (43 %).

Based on their occupation there can be shown that most of husbands get their main income from working as laborers while their wives get income mainly from trade activities, but some of them also have been working as temporary labors for getting additional income for their family.

Table 3. Occupation, Source of Main and Additional Income

No	Items	South Jakarta		Central Jakarta		North Jakarta		Total	
		Husband	Wife	Husband	Wife	Husband	Wife	Husband	Wife
1	Occupation								
a.	Construction labor	5 (18.52)	0 (0.00)	5 (27.78)	1 (9.09)	9 (39.13)	4 (40.00)	19 (27.94)	5 (16.67)
b.	Industrial labor	7 (25.93)	0 (0.00)	1 (5.56)	0 (0.00)	2 (8.7)	5 (50.00)	10 (14.71)	5 (16.67)
c.	Trader	10 (37.04)	7 (77.77)	1 (5.56)	6 (54.55)	0 (0.00)	0 (0.00)	11 (16.18)	13 (43.33)
d.	Government officers	0 (0.00)	0 (0.00)	5 (27.78)	0 (0.00)	0 (0.00)	0 (0.00)	5 (7.35)	0 (0.00)
e.	Garbage collector	2 (7.40)	0 (0.00)	0 (0.00)	0 (0.00)	0 (0.00)	0 (0.00)	2 (2.94)	0 (0.00)
f.	Others	3 (11.11)	2 (22.23)	6 (33.32)	4 (36.36)	12 (52.17)	1 (10.00)	21 (30.88)	7 (23.33)
2	Main income								
a.	Construction labor	5 (18.52)	0 (0.00)	5 (21.74)	1 (9.09)	9 (39.13)	4 (40.00)	19 (26.03)	5 (16.67)
b.	Industrial labor	7 (25.93)	0 (0.00)	1 (4.38)	0 (0.00)	2 (8.70)	5 (50.00)	10 (13.70)	5 (16.67)
c.	Trader	10 (37.04)	7 (77.77)	1 (4.38)	6 (54.55)	0 (0.00)	0 (0.00)	11 (15.07)	13 (43.33)
d.	Government officers	0 (0.00)	0 (0.00)	9 (39.13)	0 (0.00)	0 (0.00)	0 (0.00)	9 (12.33)	0 (0.00)
e.	Garbage collector	2 (7.40)	0 (0.00)	0 (0.00)	0 (0.00)	0 (0.00)	0 (0.00)	2 (2.74)	0 (0.00)
f.	Others	3 (11.11)	2 (22.23)	7 (30.43)	4 (36.36)	12 (52.17)	1 (10.00)	22 (30.14)	7 (23.33)
3	Additional income								
a.	Construction labor	0 (0.00)	0 (0.00)	0 (0.00)	0 (0.00)	0 (0.00)	1 (50.00)	0 (0.00)	1 (33.3)
b.	Industrial labor	0 (0.00)	0 (0.00)	0 (0.00)	0 (0.00)	1 (50.00)	0 (0.00)	1 (16.67)	0 (0.00)
c.	Trader	1 (100.00)	0 (0.00)	0 (0.00)	0 (0.00)	0 (0.00)	0 (0.00)	1 (16.67)	0 (0.00)
d.	Government officers	0 (0.00)	0 (0.00)	0 (0.00)	0 (0.00)	0 (0.00)	0 (0.00)	0 (0.00)	0 (0.00)
e.	Garbage collector	0 (0.00)	0 (0.00)	0 (0.00)	0 (0.00)	0 (0.00)	0 (0.00)	0 (0.00)	0 (0.00)
f.	Others	0 (0.00)	0 (0.00)	3 (100.00)	1 (100.00)	1 (50.00)	1 (50.00)	4 (66.67)	2 (66.67)

(...) in percent

B. SOCIO-ECONOMIC ASPECTS

1. Ownership of Lot and House

There are about 45 % of the people (33 % in South Jakarta and 67 % in Central Jakarta) claim that the occupied lots are belong to them even though they have no certificate of lot ownership from the government. Meanwhile, about 39 % of the people claim that they rent from somebody who claimed as the owner of the lots, 4 % of them reported that the lots are belong to the government, 1 % heritage and 6 % belong to the firms.

However, about 72 % of the people claim that the occupied houses belong to them, 23 % rented and 5 % belong to the firms.

Table 4. Status of Lot and House Ownership

No	Items	South Jakarta		Central Jakarta		North Jakarta		Total	
		Number	(%)	Number	(%)	Number	(%)	Number	(%)
1.	Lot								
a.	Own	10	33.33	20	66.67	15	50.00	45	50.00
b.	Rent	15	50.00	10	33.33	10	33.33	35	38.89
c.	Government	4	13.34	0	0.00	0	0.00	4	4.44
d.	Heritage	1	3.33	0	0.00	0	0.00	1	1.11
e.	Belong to firm	0	0.00	0	0.00	5	16.67	5	5.56
2.	House								
a.	Own	19	63.33	24	80.00	22	73.33	65	72.22
b.	Rent	11	36.67	6	20.00	4	13.33	21	23.33
c.	Belong to firm	0	0.00	0	0.00	4	13.33	4	4.45

2. Amount and Source of Family Income

More than two members of a family are working to get income in most of families in these areas. The husband contribute about 47 % of income or about Rp 7,116,910 per year (equal to Rp 593,076 per month) while about the rest 53 % of income is contributed by wife (14 %), children (35 %) and other members (3 %).

Total amount of income per family is averagely at about Rp 15,051,175 per year or equal to about Rp 1,254,265 per month (about Rp 179,180 per capita) which is relatively lower than the official minimum wage rate of Rp 750,000 per capita per month. This can mean that the people in these areas can be categorized as marginal people who work for attaining their food consumption.

Table 5. Amount and Source of Family Income (Rp/year)

No	Source of Income	South Jakarta		Central Jakarta		North Jakarta		Average	
		Amount	(%)	Amount	(%)	Amount	(%)	Amount	(%)
1	Husband	7,511,333	52.76	7,601,397	44.94	6,238,000	44.55	7,116,910	47.28
2	Wife	1,067,500	7.50	1,570,000	9.28	3,923,065	28.02	2,186,855	14.53
3	Child 1	2,824,000	19.83	3,292,000	19.46	2,858,000	20.41	2,991,333	19.87
4	Child 2	941,500	6.61	1,848,000	10.93	330,645	2.36	1,040,048	6.91
5	Child 3	0	0.00	822,500	4.86	232,258	1.66	351,586	2.34
6	Child in law	1,160,000	8.15	1,260,833	7.45	116,129	0.83	845,654	5.62
7	Others	733,333	5.15	520,000	3.07	293,032	2.09	515,454	3.42
	Total	14,237,666	100.00	16,914,730	100.00	14,001,129	100.00	15,051,175	100.00

3. Family Consumption Expenditure

As that had been indicated before that the family income of the people in these areas are mostly (53 %) spending for food consumption and transportations (12 %). Housing, electricity, water and land taxes are covering about 15 % of family expenditure while education, health, cloths, ritual and others activities are covering about 17 % of expenditures.

Table 6. Family Consumption Expenditure (Rp/year)

No	Expenditures	South Jakarta		Central Jakarta		North Jakarta		Average	
		Amount	(%)	Amount	(%)	Amount	(%)	Amount	(%)
1	Food and drink	7,289,467	51.20	8,186,000	48.40	7,028,484	50.20	8,050,986	53.49
2	Housing	609,183	4.28	183,767	1.09	980,884	7.01	591,278	3.93
3	Electricity	1,060,000	7.45	1,148,000	6.79	768,387	5.49	992,129	6.59
4	Drinking water	197,400	1.39	715,000	4.23	1,064,903	7.61	659,101	4.38
5	Education	949,467	6.67	1,215,933	7.19	664,774	4.75	943,391	6.27
6	Health	379,733	2.67	153,333	0.91	575,806	4.11	369,624	2.46
7	Cloths	277,000	1.95	410,000	2.42	557,419	3.98	414,806	2.76
8	Ritual	260,267	1.83	427,800	2.53	213,768	1.53	300,611	2.00
9	Durable goods	82,167	0.58	170,667	1.01	192,323	1.37	148,385	0.99
10	Transportations	1,965,000	13.80	2,117,893	12.52	1,512,419	10.80	1,865,104	12.39
11	PBB (Taxes)	11,433	0.08	43,267	0.26	57,677	0.41	37,459	0.25
12	Others	377,367	2.65	870,933	5.15	400,707	2.86	549,669	3.65
	Total Consumption	13,409,484	94.18	15,642,593	92.48	14,017,551	100.12	14,356,542	95.38
13	Savings	828,182	5.82	1,272,137	7.52	-16,422	-0.12	694,633	4.62
	Balance	14,237,666	100.00	16,914,730	100.00	14,001,129	100.00	15,051,175	100.00

However, calculation at table 6 shows that the family might be saving money at about Rp 694,633 per year or Rp 57,886 per month, varying from minus Rp 16,422 (in North Jakarta) to Rp 1,272.137 (in Central Jakarta) per year.

4. Accessibility to Health, Credit and Market Facilities

In such condition of family income there are about 3 % of people claim that they are not able to access the medical services, either to the doctors or public health center (Puskesmas).

Table 7. Accessibility to Health, Credit and Market Facilities

No	Facilities	South Jakarta		Central Jakarta		North Jakarta		Total	
		Number	(%)	Number	(%)	Number	(%)	Number	(%)
1.	Health Facilities								
	a. Accessible	30	100.00	30	100.00	27	90.00	87	96.67
	b. Not Accessible	0	0.00	0	0.00	3	10.00	3	3.33
	Reasons:								
a.	Near public health center	14	46.47	20	66.67	9	30.00	43	47.78
b.	Near clinic	16	53.33	2	6.66	7	23.33	25	27.78
c.	Accessible by foot	0	0.00	5	16.67	6	20.00	11	12.22
d.	Accessible by public transportation	0	0.00	3	10.00	3	10.00	6	6.67
e.	Doctor too expensive, not sure with public health center services	0	0.00	0	0.00	3	10.00	3	3.33
f.	Firm facilities	0	0.00	0	0.00	2	6.67	2	2.22
2.	Credit Facilities								
	a. Accessible	20	66.67	24	80.00	27	90.00	71	78.88
	b. Not Accessible	10	33.33	6	20.00	3	10.00	19	21.12
	Reasons:								
a.	Credit of consumption goods available	20	66.67	24	80.00	27	90.00	71	78.88
b.	Unable to pay	10	33.33	6	20.00	3	10.00	19	21.12
3	Market Facilities								
	a. Accessible	30	100.00	30	100.00	29	96.67	89	98.89
	b. Not Accessible	0	0.00	0	0.00	1	3.33	1	1.11
	Reasons:								
a.	Near market, shops, and vegetable sellers	30	100.00	30	100.00	29	96.67	89	98.89
b.	Not satisfied and slum	0	0.00	0	0.00	1	3.33	1	1.11

Likewise, the people are physically accessible to the economic facilities, such as for credit and market facilities but they are able to get credits for their trading activities or other activities to increase their family income.

C. HEALTH AND SANITATION

1. Housing Condition

Most of the houses of the people in these areas have cemented wall (66 %), ceramic floor (47 %) and using tile roof (43 %) but some houses also have wall from bamboo (4 %), land floor (3 %) and wood for roof (4 %). The houses of the people in Central Jakarta are relatively more permanent rather than that of the people in South Jakarta and North Jakarta since most of them claim that the occupied lot and housing belong to them.

Table 8. Housing Condition

No	Items	South Jakarta		Central Jakarta		North Jakarta		Total	
		Number	(%)	Number	(%)	Number	(%)	Number	(%)
1	Wall :								
	a. Cement	14	46.67	25	83.33	20	66.67	59	65.56
	b. Wood	11	36.67	0	0.00	6	20.00	17	18.89
	c. Bamboo	4	13.33	0	0.00	0	0.00	4	4.44
	d. Iron	1	3.33	5	16.67	4	13.33	10	11.11
2	Floor :								
	a. Ceramic	11	36.67	18	60.00	13	43.33	42	46.56
	b. Cement	10	33.33	12	40.00	9	30.00	22	24.44
	c. Land	3	10.00	0	0.00	0	0.00	3	3.33
	d. Wood	6	20.00	0	0.00	5	16.67	11	12.22
	e. Tile	0	0.00	0	0.00	4	13.33	4	4.44
3	Roof :								
	a. Tile	4	13.33	21	70.00	14	46.67	39	43.33
	b. Iron	21	70.00	1	3.33	2	6.67	24	26.67
	c. Asbestos	1	3.33	8	26.67	14	46.67	23	25.56
	d. Wood	4	13.33	0	0.00	0	0.00	4	4.44

Most of the people claim that the lots and housings are belong to them since the government indirectly endorsed of the lots ownership as indicated by the lots and housing taxes taken from the people every year.

On the other hand, the people know that their houses are located in flood prone areas, either due to heavy rain or high tide and thus, they anticipate to build a higher floor or some people have already built second floor for rescuing during flood events.

2. Source of Water

The water for daily needs of the people in Central Jakarta and North Jakarta, especially for drinking and cooking are mostly supplied by Local Government Company for Water Supply (PDAM) while the people in South Jakarta get the daily water supply from pump-well.

However, the water for bathing and washing for 50 % of the people in Central Jakarta and 67 % of people in North Jakarta are supplied by the PDAM due to the bad quality of water from pump well. Meanwhile the rest of the people get the water from their own or public pump-well.

Table 9. Sources of Water Supply

No	Items	South Jakarta		Central Jakarta		North Jakarta		Total	
		Number	(%)	Number	(%)	Number	(%)	Number	(%)
1	Water for bathing and washing								
	PDAM	6	20.00	15	50.00	20	66.67	41	45.56
	Pump Well	24	80.00	15	50.00	0	0.00	39	43.33
	River	0	0.00	0	0.00	9	30.00	9	10.00
	Buying water	0	0.00	0	0.00	1	3.33	1	1.11
2	Water for Drinking and Cooking								
	PDAM	6	20.00	24	80.00	24	80.00	54	60.00
	Pump Well	19	63.33	1	32.33	0	0.00	20	22.22
	River	0	0.00	0	0.00	0	0.00	0	0.00
	Buying water	5	16.67	5	16.67	6	20.00	16	17.78

Note: PDAM = Local / Government Company for Water Supply

3. Sanitation Facilities

Most people in Central Jakarta and North Jakarta have their own sanitation facilities (toilet, etc) inside the house which mostly as permanent building with using simple hole digged below the house, while the people in South Jakarta mostly do not have their own sanitation facilities in their houses and their effluent directly flows into rivers. That bad condition of sanitation facilities might be a factor that contributes in worsening ground water and their environments.

Table 10. Sanitation Facilities

No	Items	South Jakarta		Central Jakarta		North Jakarta		Total	
		Number	(%)	Number	(%)	Number	(%)	Number	(%)
1	Location								
	Inside the house	8	26.67	21	70.00	15	50.00	44	48.88
	Outside of the house	22	73.33	9	30.00	15	50.00	46	51.11
2	Building								
	Permanent	13	43.33	28	93.33	29	96.67	70	77.78
	Not permanent	17	56.67	2	6.67	1	3.33	20	22.22
3	Sanitary								
	Simple Tank	0	0.00	28	93.33	29	96.67	70	77.78
	River	30	100.00	2	6.67	1	3.33	20	22.22

4. Environment Condition

The people in these areas are mostly satisfied with the environment conditions, especially for the neighborhood, and the road but not for their housing. They have good neighborhood conditions since they have good relationship each other just like relatives, no conflict and help each other when they have problems.

The people also feel satisfaction with the road condition due to good accessibility to other places and no traffic jam but some of them complain that the road is narrow and the condition is getting worse.

Some of the people (53 %) complain that their housing conditions are not satisfied since the environment is slump and during rainy season the flooded water flows into their houses and even that condition become worse year to year.

Table 11. Environment Condition

No	Items	South Jakarta		Central Jakarta		North Jakarta		Total	
		Number	(%)	Number	(%)	Number	(%)	Number	(%)
1	Neighborhood :								
	Satisfied	30	100.00	30	100.00	27	90.00	87	96.67
	Not satisfied	0	0.00	0	0.00	3	10.00	3	3.33
	Reasons :								
	a. Good relationship	10	33.33	14	46.67	12	40.00	36	40.00
	b. Like relatives	6	20.00	5	16.67	0	0.00	11	12.22
	c. No conflict	4	13.33	5	16.67	9	30.00	18	20.00
d. Help each other	3	10.00	6	20.00	6	20.00	15	16.67	
e. Condition is the same	7	23.33	0	0.00	3	10.00	10	11.11	
2	Road :								
	Satisfied	23	76.67	21	70.00	17	56.67	61	67.78
	Not satisfied	7	23.33	9	30.00	13	43.33	29	32.22
	Reasons :								
	a. No traffic jam	4	13.33	0	0.00	0	0.00	4	4.44
	b. Easy to go	10	33.33	0	0.00	6	20.00	16	17.78
	c. Good enough	8	26.67	21	70.00	10	33.33	39	43.33
d. Road is narrow	8	26.67	0	0.00	3	10.00	11	12.22	
e. Condition become worse	0	0.00	9	30.00	11	36.67	20	22.22	
3	Housing :								
	Satisfied	18	60.00	12	40.00	12	40.00	42	46.67
	Not satisfied	12	40.00	18	60.00	18	60.00	48	53.33
	Reasons :								
	a. Slump	30	100.00	0	0.00	5	16.67	35	38.89
	b. Satisfactory with own house	0	0.00	12	40.00	11	36.67	23	25.56
	c. Water flows into the house during rainy season	0	0.00	18	18.00	0	0.00	18	20.00
d. Not yet own house	0	0.00	0	0.00	5	16.67	5	5.56	
e. Condition become worse	0	0.00	0	0.00	9	30.00	9	10.00	

5. Number of Family Member Death

Age of death of the people is varying between children and adult. The age of death of the children is varying from one month to 14 years old which was caused by respiration or lung problems (60 %), measles (20 %), fever, diarrhea, and leukemia (each about 6.7 %). Meanwhile, respiration or lung problems are also suffered by husband (44 %), wife (33 %), and parents (30 %).

Table 12. Number of Family Member Death

No	Items	South Jakarta	Central Jakarta	North Jakarta	Total
1	Husband	4	3	2	9
	Age of death (years old)	45-60	43-65	50-60	43-65
	Causes :				
	a. Liver	1	0	1	2
	b. Accident	1	0	0	1
	c. Cancer	1	0	0	1
2	Wife	2	1	0	3
	Age of death (years old)	35-60	50	0	35-60
	Causes :				
	a. Old	1	0	0	1
	b. Leukemia	1	0	0	1
	c. Diabetes	0	0	0	0
3	Children	6	4	4	14
	Age of death (years old)	0-6	0-14	1 month-22	0-22
	Causes :				
	a. Fever	1	0	0	1
	b. Diarrhea	1	0	0	1
	c. Champak	1	0	2	3
4	Parents	3	15	5	23
	Age of death (years old)	50-71	47-74	60-70	47-74
	Causes :				
	a. Diabetes	2	2	1	5
	b. Heart	1	1	1	3
	c. Stroke	0	3	1	4
	d. Old	0	3	0	3
	e. Asthma	0	0	1	1
	f. Others (respiration)	0	6	1	7

Other diseases that also caused the death of the people in these areas are lever (2 %), cancer (2 %), asthma (4 %), leukemia (4 %), diabetes (10 %), fever (2 %), diarrhea (2 %), measles (6 %), heart attack (6 %), and stroke (8 %). But, there are about 8.16 % of people were death that caused by the old.

D. SOCIO-CULTURAL ASPECTS

1. Participation in Group Action

There are several kind of group action in three locations such as road maintenance and improvement, cleaning river, night patrol, and cleaning ditch (table 13). The most common group action conducted in all areas is cleaning ditch. In all areas, the respondent said that this kind of group action is conducted every month. Cleaning ditch is important to accelerate water flow in the area which comes from rain and waste water from household. Cleaning river is not common since it is considered as responsibility of government. Night patrol to safe the area (usually at RT level) is not considered important group action as reported by few respondents. According to respondent funeral is important but the frequency of joining this action group depends on the existence of funeral.

Table 13. Participation in Group Actions, (times per year)

No	Type of Group Action	South Jakarta	Central Jakarta	North Jakarta	Total
1	Road improvement and maintenance				
	a. < 1	4	1	0	5
	b. 1	10	4	11	25
	c. 2	2	0	2	4
	d. 3	3	0	2	5
	e. >3	0	0	2	2
	f. Uncertain	5	9	5	19
	g. None	6	16	8	30
2	Cleaning the river				
	a. 1	2	1	1	4
	b. Uncertain	0	0	1	1
	c. None	28	29	28	85
3	Funeral				
	a. 1	3	7	3	13
	b. 2	5	5	5	15
	c. 3	4	6	4	14
	d. 4	1	5	1	7
	e. 5	1	2	1	4
	f. >5	8	5	2	15
	g. Uncertain	0	0	6	6
h. None	8	0	9	17	
4	Night patrol (Securities)				
	a. Yes	16	7	15	38
	b. No	4	23	15	42
5	Cleaning Ditch				
	a. < once a month	0	3	8	11
	b. Every month	20	16	10	46
	c. < once a month	0	8	2	10
	b. None	10	0	10	20

2. Security and Orderliness in the Community

Security and orderliness in the community is measured by asking to the respondent about tendency of thieves, robberies, killings, physical conflicts, and drug and gambling in each area. Most respondent said that security and orderliness in the community tend to be constant (table 14). It does not mean that there is no case of thieves, robberies, killings, physical conflict, and drug and gambling but the cases are the same from year to year. The communities had formed groups of night patrol under responsibility of Security staff of Lurah (Head of village) to keep security and orderliness against them and each group of patrol is scheduled for one night even there is Satuan Polisi Pamong Praja (Sub-district Police Unit) in every Kecamatan (Sub-district) under responsibility of Camat (Head of subdistrict).

Table 14. Security and Orderliness in the Community

No	Activities	South Jakarta		Central Jakarta		North Jakarta		Total	
		Number	(%)	Number	(%)	Number	(%)	Number	(%)
1	Thieves								
	Increase	0	0.00	2	6.67	0	0.00	2	2.22
	Constant	26	86.67	22	73.33	28	93.33	76	84.44
	Decrease	4	13.33	6	20.00	2	6.67	12	13.33
2	Robberies								
	Increase	0	0.00	1	3.33	0	0.00	1	1.11
	Constant	30	100.00	27	90.00	30	100.00	87	96.67
	Decrease	0	0.00	2	6.67	0	0.00	2	2.22
3	Killings								
	Increase	0	0.00	0	0.00	0	0.00	0	0.00
	Constant	30	100.00	29	96.67	30	100.00	89	98.89
	Decrease	0	0.00	1	3.33	0	0.00	1	1.11
4	Physical Conflicts								
	Increase	0	0.00	0	0.00	0	0.00	0	0.00
	Constant	27	90.00	28	93.33	29	96.67	84	93.33
	Decrease	3	10.00	2	6.67	1	3.33	6	6.67
5	Drugs and gambling								
	Increase	0	0.00	0	0.00	1	3.33	1	1.67
	Constant	0	0.00	27	90.00	28	93.37	55	91.67
	Decrease	0	0.00	3	10.00	1	3.33	4	6.67

3. Migration of Family Member

Inhabitants in three areas come from other area both Jakarta and outside Jakarta (table 15). Usually a husband came first and then followed by a wife, children, and others (relatives). However, there are cases where a husband follows a wife such as in South Jakarta 1 case, Central Jakarta 4 cases, and North Jakarta 1 case. The location is found through rent, buying, and inheritance. In South Jakarta around 36 % respondent said that they are not permanent resident in the location while in two other areas almost all respondent said that they are permanent resident.

Table 15. Migration of Family Member

No	Items	South Jakarta		Central Jakarta		North Jakarta		Total	
		Number	(%)	Number	(%)	Number	(%)	Number	(%)
1	Husband								
a.	Year coming								
	1. First	1968		1958		1956		1956	
	2. Last	2001		1998		2003		2003	
b.	From where								
	1. Jakarta	8	61.54	1	6.67	5	41.67	14	35.00
	2. Outside Jakarta	5	38.45	14	93.33	7	58.33	26	65.00
c.	How to get location								
	1. Rent	7	63.64	5	33.33	0	0.00	12	33.33
	2. Buying	1	9.09	4	26.67	3	30.00	8	22.22
	3. Heritage	1	9.09	2	13.33	3	30.00	6	16.67
	4. Follow wife	1	9.09	4	26.67	1	10.00	6	16.67
	5. Build house	1	9.09	0	0.00	1	10.00	2	5.55
	6. Belong to firm	0	0.00	0	0.00	2	20.00	2	5.55
d.	Permanent/not								
	1. Permanent	7	63.64	15	100.00	9	90.00	31	86.11
	2. Not Permanent	4	36.36	0	0.00	1	10.00	5	13.89

Table 15 (continued)

No	Items	South Jakarta		Central Jakarta		North Jakarta		Total	
		Number	(%)	Number	(%)	Number	(%)	Number	(%)
2	Wife								
a.	Year coming								
	1. First	1967		1961		1958		1958	
	2. Last	2004		1998		2003		2004	
b.	From where								
	1. Jakarta	6	46.15	2	12.50	2	15.38	10	23.81
	2. Outside Jakarta	7	53.85	14	87.50	11	84.62	32	76.19
c.	How to get location								
	1. Rent	3	23.08	3	18.75	3	25.00	9	20.45
	2. Follow husband	6	46.15	6	37.50	1	8.33	13	29.54
	3. Buying	2	15.38	7	43.75	4	33.33	16	36.36
	4. Build	1	7.69	0	0.00	0	0.00	1	2.27
	5. Heritage	0	0.00	0	0.00	1	8.33	1	2.27
	6. Belong to firm	0	0.00	0	0.00	3	25.00	3	6.82
	7. Follow relative	1	7.69	0	0.00	0	0.00	1	2.27
d.	Permanent/not								
	1. Permanent	6	46.15	16	100.00	9	75.00	31	75.61
	2. Not Permanent	7	53.85	0	0.00	3	25.00	10	24.39

Table 15 (continued)

No	Items	South Jakarta		Central Jakarta		North Jakarta		Total	
		Number	(%)	Number	(%)	Number	(%)	Number	(%)
3	Others								
a.	Year coming								
	1. First	1976		1985		1999		1976	
	2. Last	2004		2003		2005		2005	
b.	From where								
	1. Jakarta	2	28.57	2	22.22	2	33.33	6	27.27
	2. Outside Jakarta	5	71.43	7	77.78	4	66.67	16	72.73
c.	How to get location								
	1. Follow parent	2	28.57	2	33.33	0	0.00	4	23.53
	2. Follow wife	1	14.29	0	0.00	0	0.00	1	5.88
	3. Follow husband	1	14.29	0	0.00	0	0.00	1	5.88
	4. Follow parent in law	0	0.00	4	66.67	1	25.00	5	29.41
	5. Follow relative	2	28.57	0	0.00	2	50.00	4	23.53
	6. Rent	1	14.29	0	0.00	1	25.00	2	11.76
d.	Permanent/not								
	1. Permanent	1	14.29	6	66.67	5	83.33	12	54.54
	2. Not Permanent	6	85.71	3	33.33	1	16.67	10	45.45

E. FLOOD CONDITION

Most respondents said that flood frequency are 25 time a year in South Jakarta, 21 in Central Jakarta and 13 in North Jakarta or the average is 19.33 in one year (table 16). In South Jakarta, the river is deeper compared to the two other areas and people build houses until the bottom of river slope. Therefore, many people especially those who stay in the bottom of river slope experience flood more frequent than others.

Table 16. Average frequency in one year

No	Frequency / year	South Jakarta		Central Jakarta		North Jakarta		Total	
		Number	(%)	Number	(%)	Number	(%)	Number	(%)
1	1 x	25	83.33	21	70.00	13	44.83	59	66.29
2	2 x	3	10.00	4	13.33	4	13.79	9	10.11
3	3 x	1	3.33	3	10.00	6	20.69	10	11.23
4	4 x	0	0.00	0	0.00	1	3.45	1	1.12
5	≥ 5 x	1	3.33	2	6.67	6	20.69	9	10.11

2. Flood in February 2002

The 2002 Flood is one of the biggest floods so far experienced in Jakarta. Respondents reported that the depth of flood is 2.68 m in South Jakarta, 0.85 m in Central Jakarta and 1.23 m in North Jakarta. The longest duration of flood is found in North Jakarta (16 days), because this area received runoff water from Central Jakarta and South Jakarta. The 2002 flood has brought about serious damages to the people especially houses and goods.

Most respondents said that the main cause of flood was heavy rain. Respondent in South Jakarta said that the flood is attributable to the heavy rain in the upstream area especially Bogor, which is flowing into their area. Respondent in Central Jakarta said that the flood is caused by water overflowed from Sunter Barrage. Respondent in North Jakarta said that the causes of flood are overflow water from upstream area (South Jakarta and Central Jakarta), high wave from Java sea, narrow outlet canal and water pump, which was not fully functioned.

The respondents in South Jakarta said that flood information comes from Sub-district Office or RT/RW, while respondents in Central Jakarta and North Jakarta said that no flood information is provided except information by TV.

Table 17. Flood in February 2002

No		South Jakarta		Central Jakarta		North Jakarta		Total	
		Number	(%)	Number	(%)	Number	(%)	Number	(%)
1	Depth (m)	2.68		0.85		1.23		1.59	
2	Duration (days)	13.86		4.20		16.00		11.35	
3	Damage								
	a. House	15	50.00	12	40.00	12	40.00	39	43.33
	b. Goods	15	50.00	12	40.00	12	40.00	39	43.33
	c. None	0	0.00	6	20.00	6	20.00	12	13.34
4	Causes								
	a. Rain	19	63.33	22	73.33	14	46.67	55	61.11
	b. Garbage	5	16.67	4	13.33	2	6.67	11	12.22
	c. <i>Tanggul</i>	2	6.67	3	10.00	3	10.00	8	8.89
	d. Forest degradation	1	3.33	0	0.00	0	0.00	1	1.11
	e. From sea	0	0.00	0	0.00	11	36.67	11	12.22
	f. Others	3	10.00	1	3.33	0	0.00	4	4.44
5	Source of information of weather and flood								
	a. RT/RW	21	70.00	3	10.00	5	16.67	29	32.22
	b. Kelurahan	7	23.33	2	6.67	2	6.67	11	12.22
	c. TV	1	3.33	11	36.67	9	30.00	21	23.33
	d. None	1	3.33	14	46.67	14	46.67	29	32.22
6	Places of evacuation								
	a. Public area (school, kelurahan, church, mosque)	14	46.67	9	30.00	8	26.67	31	34.44
	b. Mess PJKA	4	13.33	0	0.00	0	0.00	4	4.44
	c. Along the road	6	20.00	3	10.00	0	0.00	9	10.00
	d. At home	3	10.00	14	46.47	12	40.00	29	32.22
	e. Neighbor / relatives	0	0.00	0	0.00	8	26.67	8	8.89
	f. Others	3	10.00	4	13.33	2	6.67	9	10.00

G. COMMUNITY'S OPINION, PERCEPTION AND ATTITUDE

The respondents in all areas said that information of preparedness and evacuation is available, especially respondents in South Jakarta. Since flooding is habitual and causes a lot of damages, people in these areas have methods to detect flood as earlier as possible.

People in South Jakarta obtain the flood information from gate keeper through telephone, when river water level at the water gate in Katu Lampa or Depok has reached the Alert Water Levels. When river water level is approaching certain levels, they announce through telephone/handy talkie to Sub-districts, RWs, and RTs along the rivers that flood would come soon. Respondents in Central Jakarta and South Jakarta use the same method, but river water level at Manggarai water gate is used.

Most respondents said that evacuation is important for them. In each Sub-district, there is *Posko (Pokomas)*, members of which come from Sub-district officer and representatives of RT and RW. *Posko* prepares place of evacuation, kitchen for cooking, and health service. *Posko* in North Jakarta is not so functioning because almost all of this area is covered by water during flood time.

Most respondents in all areas reported that they know place and route of evacuation center. The evacuation centers, which are public schools, government offices and guest house of Railway Company, are wide enough and kitchen for cooking is available. The problems are; no bed for sleeping, shortage of drinking water and toilet. More than half of respondents in North Jakarta do not evacuate during flood time, because almost all area is covered by water. They stay on the second floor or on the roof during flood time.

Only few respondents said that weather forecast is available or even some do not know. If it is available usually, they said it is not so accurate. They get information from TV news, but it is usually delayed.

Almost all respondent said that flood forecast is available. As mentioned earlier flood forecast is made based on the height of river water level. For North Jakarta flood forecast is not so accurate because flooding conditions are affected by tide level of Java Sea in addition to the flood water from upstream areas.

Willingness to participate in flood mitigation activities is low except for Central Jakarta. In this area, most of houses and lots are owned by themselves. This gives high motivation to the people to participate in flood mitigation activities to protect their own houses from flooding. In North Jakarta, willingness to participation of the people is low, because almost all area is covered by water and there is no chance for them to help each other. Almost all respondents said that flood mitigation is mostly responsibility of the provincial government. The most common participation in all areas is cleaning ditch.

The rescue effort in South Jakarta and Central Jakarta is high, while in North Jakarta is low. The low rescue effort in North Jakarta is due to the flooding conditions of the place, in which during flood time all areas are covered by water.

The need and willingness to relocation of the people in Central Jakarta is low compared to South Jakarta and North Jakarta. This is because people in this area own houses and lots. In other areas people just rent or may occupy public land and the status of land is not so clear.

Most respondents in all areas said that inspection and improvement of flood control is satisfactory, because water gates in Sunter River have been improved and additional water pump with higher capacity has been installed.

In South Jakarta and North Jakarta, respondents said that improvement of river environment is not satisfactory, while in Central Jakarta is the opposite. In South Jakarta and North Jakarta, people think that improvement of river environment is fully responsible of the government. The opinion of people in Central Jakarta is different, because most people here has their own lots and houses

Table 18. Community's Opinion, Perception and Attitude

No	Items	South Jakarta		Central Jakarta		North Jakarta		Total	
		Number	(%)	Number	(%)	Number	(%)	Number	(%)
1	Information of preparedness and evacuation								
	Available	30	100.00	19	63.33	8	26.67	57	63.33
	Not available	0	0.00	11	36.67	22	73.33	33	36.67
	<u>Reasons:</u>								
	a. Necessary for preparation	30	100.00	11	36.67	21	70.00	62	68.89
	b. Usual event	0	0.00	12	40.00	4	13.33	16	17.78
c. No need to evacuate									
		0	0.00	7	23.33	5	16.67	12	13.33
2	Place and route of evacuation								
	Satisfied	18	60.00	25	83.33	16	53.33	59	65.56
	Not satisfied	12	40.00	5	16.67	14	46.67	31	34.44
	<u>Reasons</u>								
	a. The area is wide	7	23.33	9	30.00	8	26.67	24	26.67
	b. <i>Dapur Umum</i> and <i>Posko Kesehatan</i> are available	10	33.33	13	43.33	1	3.33	24	26.67
	c. No bed for sleeping	1	3.33	0	0.00	0	0.00	1	1.11
	d. Shortage of drinking water and no toilet	0	0.00	1	3.33	5	16.67	6	6.67
	e. Do not evacuate	0	0.00	7	23.33	16	53.33	23	25.56
	f. The space is not enough	12	40.00	0	0.00	0	0.00	12	13.33

Table 18 (continued)

No	Items	South Jakarta		Central Jakarta		North Jakarta		Total	
		Number	(%)	Number	(%)	Number	(%)	Number	(%)
3	Weather forecast								
	Available	11	36.67	10	33.33	12	40.00	33	36.67
	Not available	19	63.33	20	66.67	18	60.00	57	63.33
	<i>Reasons</i>								
	a. Not Accurate	15	50.00	25	83.33	24	80.00	64	71.11
	b. Accurate	7	23.33	5	16.67	6	20.00	18	20.00
	c. Do not know	8	26.67	0	0.00	0	0.00	8	8.89
4	Flood forecast								
	Available	30	100.00	15	50.00	11	36.67	56	62.22
	Not available	0	0.00	15	50.00	19	63.33	34	37.78
	<i>Reasons:</i>								
	a. The flood coming suddenly	0	0.00	23	76.67	24	80.00	47	52.22
	b. Information from TV	0	0.00	4	13.33	2	6.67	6	6.67
	c. Information from W-gate officer, kelurahan, RW, RT	30	100.00	3	10.00	0	0.00	33	36.67
	d. Flood information is accurate	0	0.00	0	00.00	4	13.33	4	4.44
5	Willingness to participate								
	High	9	30.00	22	73.33	11	36.67	42	46.67
	Low	21	70.00	8	26.67	19	63.33	48	53.33
	<i>Activities:</i>								
	a. Cleaning ditch	7	23.33	19	63.33	20	66.67	46	51.11
	b. Move up road and house	0	0.00	3	10.00	0	0.00	3	3.33
	c. Making tanggul from sand in sack	0	0.00	2	6.67	1	3.33	3	3.33
	d. Help people	2	6.67	2	6.67	0	0.00	4	4.44
e. No participation	21	70.00	4	13.33	9	30.00	34	37.78	
6	Rescue efforts								
	Available	30	100.00	20	66.66	15	50.00	66	73.33
	Not available	0	0.00	10	33.33	15	50.00	24	26.67
	<i>Activities :</i>								
	a. Help people	14	46.67	10	33.33	5	16.67	29	32.22
	b. Provide sembako and health services	16	53.33	10	33.33	10	33.33	36	40.00
	c. Help only from neighbor	0	0.00	6	20.00	2	6.67	8	8.89
d. No help	0	0.00	4	13.33	13	43.33	17	18.89	

Table 18 (continued)

No	Items	South Jakarta		Central Jakarta		North Jakarta		Total	
		Number	(%)	Number	(%)	Number	(%)	Number	(%)
7	Needs and wants regarding relocation								
	Want	18	60.00	7	23.33	20	66.67	45	50.00
	Do not want	12	40.00	23	76.67	10	33.33	45	50.00
	<u>Where</u> :								
	a. No flood areas	6	20.00	6	20.00	9	30.00	21	23.33
	b. Want to have own house	0	0.00	1	3.33	1	3.33	2	2.22
	c. Do not want to be relocated	12	40.00	23	76.67	10	33.33	43	47.78
	d. Do not know where to move	2	6.67	0	0.00	9	30.00	11	12.22
	e. This location is good enough	3	10.00	0	0.00	0	0.00	3	3.33
	f. Easy to get income in this place	9	30.00	0	0.00	0	0.00	9	10.00
8	Inspection and improvement of flood control facilities								
	Satisfied	22	73.33	30	100.00	22	73.33	74	82.22
	Not satisfied	8	26.67	0	0.00	8	26.67	16	17.78
	<u>By whom</u> :								
	a. Pemda (PU), water gate officer	18	60.00	29	96.67	24	80.00	71	78.89
	b. Kelurahan, Kecamatan	0	0.00	1	3.33	0	0.00	1	1.11
	c. None	2	6.67	0	0.00	6	20.00	8	8.89
d. Do not know	2	6.67	0	0.00	0	0.00	2	2.22	
9	Improvement of river environments								
	Satisfied	14	46.67	25	83.33	9	30.00	48	53.33
	Not satisfied	16	53.33	5	16.67	21	70.00	42	46.67
	<u>By whom</u> :								
	a. Pemda (PU)	6	20.00	29	96.67	7	23.33	42	46.47
	b. Local people	8	26.67	1	3.33	6	20.00	15	16.67
	c. Factory	0	0.00	0	0.00	1	3.33	1	1.11
d. None	16	53.33	0	0.00	16	53.33	32	35.56	
e. Help people	2	6.67	2	6.67	0	0.00	4	4.44	

H. INVENTORY ON NGO'S IN JABOTABEK

Flood problem along Ciliwung Rivers is closely related to social problem such as Employment, Environment, Health and so on. Therefore, to improve community along Ciliwung Rivers it is necessary to invite NGOs more intensive which have activity in community development and environments.

There are 194 NGO in Jabotabek mostly located in DKI Jakarta (see appendices). The field activities of the NGOs are in environment, community development, nursery and tree plantation, non-formal education, marine, health, and ecotourism. Out of these NGOs, followings NGOs have high possibility to cooperate/assist for the rescue/rehabilitation activities due to the reasons explained in the table 19. The NGOs recommended were activities direct or indirect on advocacy, tree plantation, community development and evacuation on flood problem in Jabotabek. They have networking with the others NGOs, Safety and Rescue Team from military and others government institution to handle flooding situation.

Table 19. Proposed NGOs to Conduct Community Development in Survey Area

No.	Institution	Area of Activities	Field of Activities	Address	Contact Person
1	BScC (Biological Science Club)	National	Biodiversity research, environment advocacy, Education and Community development	Jl. Harsono RM No. 19, Ragunan, Jakarta Selatan 12550 T/F : 021-7822762 bscc@indo.net.id	Cntct Persons : Mr. Edwin (+62 081317412094)
2	BUMIESOK HUMANITY CARE	National	Community development, Community health, Sanitation, Information and education, Mitigation and Capacity Building	Jl. Basuki Rahmat No. 2, Cipinang Muara-Jatinegara, Jakarta Timur, 134200 Telp : 021-8520266 Fax : 021-85902522 vanthmh@yahoo.com bumiesok@yahoo.com	Mr. Gatot Poernomo HP. +62 08161616115
3	INDONESIA RESCUE	National	Information and education, Mitigation and Capacity Building	Ph. + 62 21 30244888 indonesia-rescue@mail2emergency.com	Cntct. Persons : Mr. Yemo Lengkong Wakulu (+62 081515133499 95) and Ms. Dian (+62 08129568064)

IV. Concluding Remarks


Based on the data and qualitative condition of the people in the survey area of Jakarta Utara, Jakarta Pusat and Jakarta Selatan there can be concluded that:

1. Most people in the survey area are occupying the flood prone areas for more than 25 years, and some of them have built permanent houses with a higher floor at about 30-50 cm above the land to protect from water flooding. Furthermore, some of the people have built two stairs houses for rescuing them during flood events.
2. There are only 50% of people has own lot and around 72% has own house. The rest are renting lot and house for their staying. Some people claim that the lots and housing belong to them since they have been there for such long time and endorsed by the government as indicated by lots and housing taxes (PBB) payments every year.
3. Most of them are low educated people even few of them had been educated until academy or university level.
4. The households' income is contributed mostly from both of husband and wife. They have mostly been working, either as construction and industrial labors or as garbage collectors and temporary labors. Total amount of income per family is about Rp 15,051,175 per year or equal to about Rp 1,254,265 per month (about Rp 179,180 per capita) on average, which is relatively lower than the official regional minimum wage rate of Rp 750,000 per capita per month.
5. High variation of family income also causes the high constraint of the people to access financially to the health and economic (credits and markets) facilities. They expected that the ability to access the economic facilities, such as credits for capitalizing their trading activities will increase their income that is now relatively below the regional official minimum wage rate (UMR).
6. Based on environment condition of the people in flood prone areas, there are internal and external factors contributing in worsening the environments. Bad sanitation facilities of the households worsen the ground water quality rather than the intrusion of sea water, especially in Jakarta Utara (coastal area). Meanwhile, heavy rain does not only cause water flooding but also clean up the sediments/garbage in the ditches then in some areas are polluting deep well facilities and worsening ground water quality. Flood, generally also cause road become narrow.
7. Except for South Jakarta, people have permanent house (cemented wall, ceramic or cemented floor, and permanent roof). Supply of water for bathing, washing, drinking, and cooking mostly are from manual pump well. Only few of them get water from PDAM (Local Government Company for Water Supply). Toilet is located outside the house, not permanent building, and no tank. Physical environment conditions become worse, but that was actually improving the neighborhood relations, especially for cooperation in solving environmental problem.

8. The most common group action is cleaning ditch, since it is considered important action for the people to drain water flow from rain and household waste. Security and orderliness (thieves, robberies, killings, physical conflicts, and drug and gambling) in the community tend to be happened every year.
9. Since flooding is habitual in rainy season and causes a lot of damages, people in these areas have a method to detect flood as earlier as possible. Willingness to participate in flood mitigation is low except for Jakarta Pusat. The need and willingness to relocation of the people in Jakarta Pusat is low compared to Jakarta Selatan and Jakarta Utara. This is because people in this area own houses and lots. In other areas people just rent or occupy public land.



Figure 2. Informal dwellers at Manggarai



Figur 3. Manggarai sluice gate closed by waste



Figure 4. Sanitation facilities at informal dwellers



Figure 5. Formal dwellers at Serdang flood prone



Figure 6. River management at Serdang



Figur 7. Bendungan Jago Sluice gate at Serdang



Figure 8. Flood prone of rise of tide at Penjaringan



Figure 9. Flood prone at Pluit/Penjaringan

Appendix 1. QUESTIONNAIRE

I. IDENTITY OF RESPONDENT

1. Name:

Address:

Length of stay at present address: years

2. Family member

No.	Name	Status	Sex	Age	Religion	Education	Occupation	Sources of Main Income	Sources of Side Income
1									
2									
3									
4									
5									
6									
7									

Status: Husband, wife, children, relatives, etc.

Sex: Male/Female

Age: years

Religion: Moslem, Christian, Budha, Hindu

Education: SD, SLTP, SLTA, PT

Occupation: construction labor, industrial labor, traders, government officers, etc.

Sources of main income: construction labor, industrial labor, traders, government officers, etc.

Sources of side income: construction labor, industrial labor, traders, government officers, etc.

II. SOCIO-ECONOMIC ASPECTS

1. Ownership Status of Lot and House

No.	Items	Ownership Status		
		Own ^{*)}	Rent ^{*)}	Others ^{**)}
1	Lot			
2	House			
3				
4				

*) check (V)

***) specify

2. Size and Sources of Family Income

No.	Sources	Family Member				
		Husband	Wife	Total
1	Construction labor (Rp)					
2	Industrial labor (Rp)					
3	Traders (Rp)					
4					
5					
	Total (Rp)					

3. Family Consumption Expenditures

No.	Items	Per Week	Per Month	Per Year
1	Food and drink (Rp)			
2	Housing (Rp)			
3	Electricity (Rp)			
4	Drinking Water (Rp)			
5	Education (Rp)			
6	Health (Rp)			
7	Clothing (Rp)			
8	Ritual (Rp)			
9	Durable goods (Rp)			
10	Transportation (Rp)			
11			
12			
13			
14			
15			
	Total (Rp)			

4. Accessibility to Medical Care, Credit, and Market Facilities

No.	Facilities	Answer
1	Medical Care	Accessible/not accessible and give note
2	Credit	Accessible/not accessible and give note
3	Market	Accessible/not accessible and give note

Accessibility: Accessible/Not accessible

III. PUBLIC HEALTH AND SANITATION

1. Housing Condition

No	Component	Answer
1	Wall	Cement, wood, bamboo, other (specify)
2	Floor	Ceramic, cement, soil, other (specify)
3	Roof	Genteng, iron, other (specify)
4		
5		

2. Sources of Water

No	Items	Answer
1	Bathing and washing	PDAM, well, river, other (specify)
2	Drinking and cooking	PDAM, well, river, other (specify)
3		

PDAM: Drinking Water Company belong to the local government

3. Toilet Facilities

No.	Items	Answer
1	Location	Inside the house, outside the house, other (specify)
2	Building	Permanent, not permanent, other (specify)
3	Reservoir for faeces	Septic tank, river, other (specify)
4		

4. Environmental Condition

No.	Items	Answer
1	Neighbor	Satisfactory/not satisfactory and why
2	Road	Satisfactory/not satisfactory and why
3	Housing	Satisfactory/not satisfactory and why
4		

5. Number of Death in the Family

No.	Name	Relation	Age of Death	Cause
1				
2				
3				
4				

Relation: Husband, wife, children, etc

Age of Death: years

IV. SOCIO-CULTURAL ASPECTS

1. Participation in the Group Action

No.	Type of Group Action	Frequency per Year
1	Road improvement	
2	Cleaning rivers	
3	Funeral	
4	Night patrol (ronda)	
5		

2. Security and Orderliness in the Community

No.	Items	Tendency
1	Occurrence of theft	
2	Occurrence of robbery	
3	Occurrence of killing	
4	Occurrence of physical conflict	
5		

Tendency: increasing/decreasing

3. Migration of Family Member

No.	Name	Status	When	From where	How to get location	Permanent/Temporary
1						
2						
3						
4						

V. FLOOD/INUNDATION INFORMATION

1. Average frequency in one year

2. Flood in February 2002

No.	Items	Answer
1	Flooding dept (cm)	
2	Flooding duration (days)	
3	Casualty and damage	
4	Causes of flooding	
5	Contents of obtained flood/weather information and name of agency	
6	Evacuation place, route, and duration	

VI. COMMUNITY’S OPINION, PERCEPTION AND ATTITUDE

- a. Information for preparedness and evacuation such as hazard map (available/not available; necessary/not necessary; reasons)
- b. Evacuation place and route (available/not available and what is the reasons)
- c. Weather forecast (available/not available what is the reason reasons)
- d. Flood forecast and warning (available/not available and what is the reasons)
- e. Willingness of participation in flood mitigation action such as flood warning (high/low motivation; necessary/not necessary)
- f. Flood fighting rescue (available/not available; by whom; how to do)
- g. Relocation (need and want of place of location)
- h. Inspection and repair of flood control facilities (available/not available and what is the reasons)
- i. River environment improvement activities (available/not available and what activities)

Appendix 2. Inventory on NGO's in JABOTABEK

No.	Institution	Year Established	Financial Sources	Field of Activities	Area of Activities	Mission
1.	LBH APIK Lembaga Bantuan Hukum Asosiasi Perempuan Indonesia Legal Aid Institute Indonesian Womens Association for Justice Jl. Raya Tengah 16, Kp. Tengah Kramat Jati-Jakarta Timur 13540 T : 021- 87797289 F : 021-9164130 Email : apiknet@indosat.net.id		Self-support, National funding agency and Internat. Funding agency	Information, gander and law edctn. for Indonesian women	National	Women's capacity in law
2.	BSeC (Biological Science Club) Jl. Harsono RM No. 18, Ragunan-Jakarta Selatan T : 021-7822762 F : 021-7822762 bscc@indo.net.id	Sept. 1969	Self-support, National funding agency and Internat. Funding agency	Biodiversity Research, Sanitation, Environment destruction Advocacy, Environment rehabilitation, and Community development	National	Biology implementation for community prosperous life
3.	Sekretariat Bina Desa (SBD) Jl. Saleh Abud No. 18-19, Otista Raya Jakarta Timur 13330 T : 021-8199749, 8519611 F : 021-8500052 binadesa@indo.net.id		Self-support, National funding agency and Internat. Funding agency	Community development	National	rural capacity bulding
4.	Bina Swadaya (Badan Pengembangan Swadaya Masyarakat)Self Reliance Development Agency Jl. Gunung Sahari III/7, Jakarta 10610 T : 021-4204402, 4255354 F : 021-4208412 dpkbs@cbn.net.id		Self-support, National funding agency and Internat. Funding agency	Community development and information local wisdom	National	community self reliance
5.	Bio Forum Jl. Sempur No. 55 -Bogor 16154 T : 0251-311097 F : 0251-320253 euro@indo.net.id bioforum@indo.net.id		Self-support, National funding agency and Internat. Funding agency	Discussion forum, information and biodiversity education	National	give input to government relatio with biodiversity issue
6.	Building Institutions for Governance Jl. Iskandar Syah Raya No. 66c Kebayoran Baru, Jakarta 12160 T : 021-7234360 F : 021-7206890		Self-support, National funding agency and Internat. Funding agency	Human righ, economic, and sosio-cultural policy	National	give input to goverment relation with policy and law

Continued

No.	Institution	Year Established	Financial Sources	Field of Activities	Area of Activities	Mission
7.	Yayasan Sahabat Aqua Jl. Pulolentut No. 3 Kawasan Industri Pulo Gadung, Jakarta 13920 T: (021) 461-6174, 460-3070 / F: (021) 460-9177		Environment rehabilitation	Nursery and tree plantation	Jabotabek	reboisation
8.	AMAN (Aliansi Masyarakat Adat Nusantara) Jl. B. No. 4 Rt. 001/006 Kompl. Rawa Bambu; Pasar Minggu Jakarta Selatan T : 021-7802771		Self-support, National funding agency and Internat. funding agency	Environment advocacy	National	Justice for local wisdom
9.	BCI (Biodiversity Conservation Indonesia) Jl. Johar No. 30 Sindangbarang Koperasi, Bogor 16610 T : 0251-625828 F : 0251-623017 bcj@bogor.wasantara.net.id		Self-support, National funding agency and Internat. Funding agency	Biodiversity Research, Environment destruction Advocacy, Environment construction and Community development	National	biodiversity sustainable management
10.	Bina Sarana Bakti Foundation (BSB) Jl. Gandamanah 74 - Tugu Selatan Po. Box 32, Cisarua-Bogor 16750 T : 0251-254431 F : 0251-253334 bsb_agatho@telkom.net		Self-support, National funding agency and Internat. Funding agency	agriculture research, information sustainable farming and education	National	socialize sustainable farming
11.	BIOCERT Jl. Panataran 17 Blok N-3, Perum Cimanggu Permai 1 - Bogor 16313 T : 0251-336906 F : 0251-320253 biocert@indo.net.id		Self support, National funding	Biodiversity , biologi research biology applicated and implemented	West Java	Biology implementation for community prosperous life
12.	BIRU LAUT Jl. Biru Laut VI No. 10, Jakarta 13440 T : 021-8516757 F : 021-8516757		Self-support, National funding agency and Internat. Funding agency	Marine rehabilitation and advct. Marine information and education	Jakarta	protection marine environment
13.	Buana Katulistiwa Jl. Ketapang No. 6 RT. 03/04, Pondok Cina-Jawa Barat T : 021-7763523 F : bk-cent@dnet.net.id		Self-support, National funding agency and Internat. Funding agency		West Java	
14.	Bird Life International Indonesia Jl. Dadali No. 32, Bogor 16161 T : 0251-327343, 0251-357222 F : 0251-357961		Self-support, National funding agency and Internat. Funding agency	Biodiversity Research, Habitat destruction Advocacy, species protection,	National, International	bird and habitat protection

Continued

No.	Institution	Year Established	Financial Sources	Field of Activities	Area of Activities	Mission
15.	CAPS (Center for Agriculture Policy Studies) Jl. Duren Tiga Selatan No.50/89, Kalibata-Jakarta 12760 T : 021-7804337 F : 021-7804337		Self-support, National funding agency and Internat. Funding agency	agriculture research, information sustainable farming and education	National	socialize sustainable farming
16.	CAPABLE Jl. Perumahan Ciluer Asri/17, Bogor 16671 T : 0251-659414 F : 0251-659418		Self-support, National funding agency and Internat. Funding agency		West Java	
17.	Care International Indonesia Jl. Patimura No. 33, Kebayoran Baru – Jakarta 12110 T: 021 72796661 F: 021 7222552 careind@rad.net.id		Self-support, National funding agency and Internat. Funding agency	Humanity, health, sanitation, and socio-economic	National, International	Community capacity building
18.	APKASI Wisma Alia Jl. M. Ridwan, Rais No. 10 – 18, Jakarta Pusat T: 021 3867670 F: 021 3867671					
19.	CGIF Manggala Wanabhakti Blok VII Lt. 6, Jakarta 10270 T: 021 5720214 F: 021 5720193 gtzmcp@rad.net.id		International funding agency (GTZ)	Deforestation, Community development	National , International	Sustainable forest management
20.	CIDES (Center for Information and Development) Jl. Kebon Sirih No. 85, Jakarta 10340 T: 021 7804337 F: 021 - sasono@server.cides.or.id					
21.	CIFOR Jl. Cifor – Situgede – Sindang Barang Bogor Barat 16680 T: 0251 622622 F: 0251 622100 cifor@cgiar.org		Self-support, National funding agency and Internat. Funding agency	Research and sustainable forest management	National , International	Sustainable forest management
22.	PKPM (Pusat Kajian Pembangunan Masyarakat) Univ. Atmajaya, Jl.Jend. Sudirman 51 Jakarta 12930 T: 021 5703306 ekst: 228, 5734355 F: 021 5734355 pkpm@atmajaya.ac.id		National and International funding agency	Community development	National	Community development self resilience

Continued

No.	Institution	Year Established	Financial Sources	Field of Activities	Area of Activities	Mission
23.	Conservation International Indonesia Jl. Pejaten Barat No. 16 A Kemang, Jakarta 12550 T: 021 78838624, 78838626, 78832564 F: 021 7806723 ci-indonesia@conservation.org		Self-support, National funding agency and Internat. Funding agency	Biodiversity Research, Environment destruction Advocacy, Environment construction and Community development	National	Biology implementation for community prosperous life
24.	CRS Indonesia Jl. Wijaya I/ 35 Kebayoran Baru Jakarta Selatan 12170 T: 021 7253339 F: 021 7251566 crsindo@crs.or.id					
25.	CRS Jakarta Jl. Cipaku III No. 5 , Kebayoran Baru, Jakarta Selatan T: 021 7243118, 72799535 F: 021 7222765					
26.	CSIS Jl. Tanah Abang III/ 27, Jakarta 10160 T: 021 3865532 F: 021 3809641 F: 021 7222765					
27.	CUSO INDONESIA Jl. Tebet Mas Indah IV E/ 16, Tebet Mas, Jakarta Selatan 12810 T: 021 8299309/ 3364 F: 021 8317189 cusoindo@indo.net.id		Canadian fund. Agency	Research, information and education	International	
28.	CORE MAP Jl. Raden Saleh 43, Jakarta 10330 T: 021 3143080 F: 021 3908380 coremap@indosat.net.id		Government-support, National funding agency and Internat. Funding agency	Coral inventory, rehabilitation, Marine research	National	Biodiversity ecosystem coral reef conservation
29.	CCLI Jl. Moh Kahfi I Gang Macan No. 5, Jakarta Selatan T: 021 7891593 F: 021 7891593 ccli@mweb.co.id		Self-support, National funding agency and Internat. Funding agency	Biodiversity Research, Environment destruction Advocacy, Environment construction and Community development	National	biodiversity sustainable management
30.	DAMAR (Yayasan) Jl. Rawamangun Muka Barat, Blok C/ No. 8, Jakarta Timur T: 021 4713268 F: 021 4713268					

Continued

No.	Institution	Year Established	Financial Sources	Field of Activities	Area of Activities	Mission
31.	Dana Mitra Lingkungan Pusat Niaga Duta Mas, Fatmawati Blok B 1 No. 12 Jakarta 12150 T: 021 7248884, 420978 F: 021 7248883 dml@dml.or.id		Government-support, National funding agency and Internat. Funding agency	Biodiversity Research, Environment destruction Advocacy, Environment construction and Community development	National	environmental sustainable
32.	DFID (Department For International Development) / MFP Manggala Wanabhakti Building Blok 7 Lt. 6 Jl. Gatot Subroto - Senayan - Jakarta 10270 T: 021 5720225 F: 021 5704401 forfield@cbn.net.id nroyo@indo.net.id		USAID	Biodiversity Research, Environment destruction Advocacy, Environment construction and Community development		
33.	DEKA (Delta Kelola Alam) Jl. R. E. Martadinata No. 8 Bogor 16162 T: 0251 319689 F: 0251 382275 della@dfid.or.id					
34.	ELSAM Jl. Siaga II No. 31 Pejaten Barat, Jakarta Selatan 12510 T: 021 7972662, 79192519, 791 F: 021- elsam@nusa.or.id		Self-support, National funding agency and Internat. Funding agency	Human righ, gender, traditional law information and research	National	Maintenance of law, acknowledge from community traditional right and women right
35.	ELSPPAT Jl. Kalasan 15 Cimanggu Permai 1, Bogor 16313 T: 0251 323089 F: 0251 elsppat@indo.net.id		Self-support, National funding agency and Internat. Funding agency		National	Community capacity bulding
36.	FKKM Jl. Hang Jebat No. 7 Kebayoran Baru, Jakarta Selatan T: 021 7203118 F: 021		Self-support, National funding agency and Internat. Funding agency			
37.	FKKM (SEKNAS) Jl. Cisangkui Blok B VI No. 1, Bogor Baru – Bogor 16152 T: 0251 323090 F: 0251 323090 seknas-fkkm@indo.net.id		Self-support, National funding agency and Internat. Funding agency			

Continued

No.	Institution	Year Established	Financial Sources	Field of Activities	Area of Activities	Mission
38.	FORD FOUNDATION S. Widjojo Center Lt. 11, Jl. Jend. Sudirman No. 71 Jakarta 12190 T: 021 2524074 F: 021 2524078 FORD-JAKARTA@FORDFOUND.ORG u.pradhan@fordfound.org		International funding agency	Education, studi and research, application technology, and scholarship	International	Environmental clean development management
39.	FORMAT (Forum Masyarakat Tambang) Jl. H. Rausin No. 128 A , Angrek Roslianan VII Slipi Jakarta 11480 T: 021 5325031 F: 021 5325031		Self-support, National funding agency and Internat. Funding agency	Environmental Research, Environment destruction Advocacy, Environment construction and Community development	National	Clean development mngmnt. in maining sector
40.	Forum on Peace and Development Ethics Studies Jl. Talang Ujung 29 A Pegangsaan Jakarta Pusat 10320 T: 021 3148512 F: 021 3148512		Self-support, National funding agency and Internat. Funding agency			
41.	Fauna & Flora International (Indonesia Project Coordinator) FFI Indonesia Programme PO. BOX 230, Bogor 16004 T: 0251 376680 F: 0251 376690 ffi@indo.net.id		Self-support, National funding agency and Internat. Funding agency	Biodiversity Research, Environment destruction Advocacy, Environment construction and Community development	National	biodiversity sustainable management
42.	F.E.S. Jl. Kemang Selatan No. 1, Jakarta 12730 T: 021 71792636, 7191227 F: 021 7183719					
43.	FIELD Perumahan Tanjung Mas Raya No. B 8/8 Jagakarsa – Jakarta Selatan T: 021 7811145					
44.	FSPI Jl. Mampang Prapatan XV No. 37 Rt. 011/ 04 Jakarta Selatan 12790 T: 021 789269 F: 021					

Continued

No.	Institution	Year Established	Financial Sources	Field of Activities	Area of Activities	Mission
45.	Formas Tahura Pancoran Mas Jl. Lap. Koni 24 Rt. 05/ 02 Kelurahan Pancoran Mas Depok – Jawa Barat T: 021 77202337 F: 021		Self-support, National funding agency and Internat. Funding agency	Community forum discus ini developing of Pancoran Mas grather forest park , information	Depok	give input to government relation with development pancoran mas greater forest park and community developmnt
46.	FAO Programme for Community IPM Jl. Kemang Timur Raya No. 59 , Jakarta Selatan T: 021 7198434, 7197961 F: 021		International funding agency	Agriculture, food resistance, research and information	International	Agriclture environmental system
47.	Forum Pengembangan Partisipasi Masyarakat Taman Duren Sawit Blok A 1 No. 09 , Jl. Rawa Domba Jakarta Timur 13440 T: 021 8604606, 86609571 F: 021 8604606 forumppm@indo.net.id		Self-support, National funding agency and Internat. Funding agency	Forum discusand informaton	National	Community capacity bulding
48.	Forum Kota Depok Sehat (FKDS) Jl. Margonda Raya No. 54 Depok - Jawa Barat T: 021 77205330 F: 021 7759869		Self and Government support,	Forum discus, information	Depok	Depok city development that clean and environmental management system
49.	FNPBI Jl. Rawajati Timur II No. 8 Kalibata, Jakarta Selatan T: 021 7995917 F: 021- fnpbi@iname.com					
50.	Sekretariat Forum Pertanian Organik Jl. Tentara Pelajar No. 3, Bogor 16111 T: 0251 336906 F: 0251 327010, 336906 fpo_bogoraya@hotmail.com		Self-support, National funding agency and Internat. Funding agency	Forum discus, information and farmer develop in organic agriculture	National	Development organic agriulture
51.	Forest Watch Indonesia Jl. Sempur Kaler No. 7 Bogor 16129 T: 0251 382805 F: 0251 317926		Self-support, National funding agency and Internat. Funding agency	Forest Research, Forest destruction Advocacy Reboization, and Community development	National	Forest environmental system

Continued

No.	Institution	Year Established	Financial Sources	Field of Activities	Area of Activities	Mission
52.	Fire Fight Jl. Cifor, Situ Gede Sindang Barang - Bogor Barat 16680 T: 0251 622622 F: 0251 622100 pmoore@cigiar.org		Self-support, National funding agency	Forest fire management	National	to help into management forest fire problem
53.	GEF - SGP Jl. Hang Lekir VI7/ 1 Kebayoran Baru Jakarta 12120 T: 021 7206125, 7220905 F: 021 7220905 avi@ybul.or.id ery@ybul.or.id hey@ybul.or.id		USAID		National/International	
54.	GEMPITA Menara Dua, Kawasan Mega Kuningan Jakarta Selatan 12950 T: 021 5760988 F: 021 5760987 tsp@indo.net.id				National	
55.	GTZ Gedung Manggala anabakti Blok 7 Lt. 6 Jl. Gatot Subroto - Senayan Jakarta Pusat T: 021 5720212 F: 021 5720193 gtzmep@cbn.net.id		German fund. Agency		International	
56.	GERAK Jl. Veteran Gang Kepatihan V NO 29 Rt. 1 / 1, Bogor T: 0251 361625 F: kecrekan_beras@yahoo.com					
57.	HIVOS Jl. Brawijaya Raya No. 12 A Kebayoran Baru, Jakarta Selatan 12160 T: 021 7244432 F: 021 7230774 d.suralaga@hivos.or.id www.hivos.net		Self-support, National funding agency and Internat. Funding agency		International	
58.	HKTI (Himpunan Kerukunan Tani Indonesia) Gedung Arsip, Kampus Departemen Pertanian R.I. Jl. R.M. Harsono No. 3, Ragunan 12550 Jakarta Selatan T: 021 78839215 F: 021 78838842				National	

Continued

No.	Institution	Year Established	Financial Sources	Field of Activities	Area of Activities	Mission
59.	HUMA Jl. Jati Agung No.8 , Jati Padang - Pasar Minggu , Jakarta Selatan 12540 T: 021 7806959 F: 021 huma@huma.or.id huma@cbn.net.id		Self-support, National funding agency	revitalitaion value and protect, and preventif local wisdom, protect land community tradisional rights	Java regional	Justice for local wisdom and land form raditional
60.	ICBB (Indonesian Center For Biodiversity and Biotechnology) Jl. R.E. Martadinata No. 8 Bogor 16162 T: 0251 319689, 382275 F: 0251 382275 icbb@bogor.net.id Dsantoso@indo.net.id		Self-support, National funding agency and Internat. Funding agency			
61.	ICSD Jl. Mampang Prapatan VIII , Komp. Bapenas No. 58 Jakarta Selatan T: 021 7989548 F: 021					
62.	ICEL Jl. Dempo II/ 21 Kebayoran Baru Jakarta 12120 T: 021 7262740 F: 021 7269331		Self-support, National funding agency and Internat. Funding agency	Environmental law, advocacy inforamation and education	National	Environmental law
63.	ICRAF Jl. Cifor, Situgede, Sindang Barang Bogor 16680 T: 0251 625415 F: 0251 625416 icraf_indonesia@cgjar.or.id		Self-support, National funding agency and Internat. Funding agency			
64.	ICW (Indonesian Corruption Watch) Jl. Kalibata Timur IV D NO. 6 Jakarta Selatan T: 021 7994015, 7901885 F: 021 icraf_indonesia@cgjar.or.id		Self-support, National funding agency and Internat. Funding agency	waching, investigated and remove corruption	National	Clean and capable government
65.	IHSA (Institut Hukum Sumber Daya Alam) Jl. Intan I No. 40 Cilandak Barat Jakarta Selatan 12430 T: 021 75903617, 75903618 F: 021 7500475 ihsa@indo.net.id					

Continued

No.	Institution	Year Established	Financial Sources	Field of Activities	Area of Activities	Mission
66.	IKAPI CABANG JAKARTA Jl. Mustika Jaya No. 9 Rawamangun - Jakarta Timur T: 021 47862881 F: 021 4712323 ikapi.dki@ub.net.id					
67.	INDECON Jl. Taman Margasatwa No. 61 Jakarta 10310 T: 021 78838626, 78838624 F: 021 7800265 indecon@indosat.net.id		Self-support, National funding agency	Ecotourism, information and education	National	Ecotourism system managemen
68.	INDEF Jl. Wijayakarta II No. A - 4 Kuningan Barat, Mampang Jakarta Selatan 12710 T: 021 F: 021 7800265					
69.	Indonesian Network for Plant Conservation (INETPC) Kebun Raya Bogor Jl. Ir. H. Juanda 13 PO. BOX 110, Bogor 16000 T: 0251 322187, 321657, 322220 F: 0251 313985		Inetrnational Fund. Agency	Biodiversity Conservation	International	biodiversity sustainable management
70.	INFID Jl. Mampang Prapatan XI No. 23, Jakarta 12790 T: 021 79196721 – 2 F: 021 7941577 infid@nusa.or.id		Self-support, National funding agency and Internat. Funding agency			
71.	Institut Studi Arus Informasi Jl. Utan Kayu 68 H Jakarta 13120 T: 021 8573388 F: 021 8573387 isai@rad.net.id					
72.	Insitut Sosial Jakarta Jl. Rajawali 3 No. 33, Rt. 12/ VI Pisangan Timur, Jakarta T: 021 4890516, 47863150 F: 021 4897761		Self-support, National funding agency and Internat. Funding agency	Forum discus an information about social problem and issu social	National	give input to government relatio with social issue and management social problem
73.	Institut Global Justice (IGJ) Jl. Diponegoro No. 9 Menteng Jakarta Pusat T: 021 31931153 F: 021 3913956 igi@globaljust.org		Self-support, National funding agency and Internat. Funding agency	Forum discus an information and justice advocation	National	fight for justice

Continued

No.	Institution	Year Established	Financial Sources	Field of Activities	Area of Activities	Mission
74.	IPPHTI Perumahan Tanjung Mas Raya I. Tanjung Mas Utama No. B 8/ 8 Lenteng Agung, Jagakarsa, Jakarta Selatan 7811145 T: 021 7811145 F: 021 fieldind@indosat.net.id					
75.	IWF (Yayasan Pembinaan Suaka Alam dan Margasatwa Indonesia) Jl. Batong Raya No. 3, Cipete Jakarta 12430 T: 021 7695658 F: 021 75909559 iwf@indo.net.id					
76.	Jaringan Program Pergerakan LSM Jl. Pajajaran Indah V No. 6 Bogor T: 0251 341827 F: 0251 341827 ngo-move@indo.net.id					
77.	JATAM Jl.Mampang Prapatan II/ 30 Jakarta Selatan 12790 T: 021 7941559 F: 021 79181683 jatam@jatam.org		Self-support, National funding agency and Internat. Funding agency	Environmental Research, Environment destruction Advocacy, Environment construction	National	Clean development mngmnt. in maining and oil sektor
78.	JKTI Jl. Merdeka 147 Bogor 16111 T: 0251 331718, 311432, 334089 F: 0251 312755 erifct@indo.net.id					
[79.	KALYANAMITRA Jl. Kaca Jendela II/ 9 Rawajati, Kalibata Jakarta 12750 T: 021 7902109, Hotline: 79190045 F: 021 7902112 ykm@indo.net.id Kalyana@nusa.or.id					
80.	KAPAL PEREMPUAN Jl. Kalibata Utara I No.18, Jakarta Selatan 12740 T: 021 7971629 F: 021 7971629 kapalperempuan@indo.net.id					

Continued

No.	Institution	Year Established	Financial Sources	Field of Activities	Area of Activities	Mission
81.	KEHATI Gd. Patrajasa Lt. 2, Ruang II – E1, Jl. Jend. Gatot Subroto, Kav. 32 – 34 Jakarta 12950 T: 021 5228031, 5228032 F: 021 5228033 kehati@kehati.or.id		Self-support, National funding agency	Biodiversity Research, Environment destruction Advo- cacy, Environment construction	National	biodiversity sustainable management
82.	KEMALA (Yayasan) Ratu Plaza Building Lt. 17 Jl. Jend. Sudirman No. 9 Jakarta 10270 T: 021 7209596 F: 021 7207845		Self-support, National funding agency	Biodiversity Research, Environment destruction Advo- cacy, Environment construction	Java regional	biodiversity sustainable management
83.	KEMBANG PALA Jl. Belimbing Rya No. 268 Depok I T: 021 7776168 F: 021 7776168					
84.	KITLV Jl. Taman Widya Candra No. 8 Komp. Slipi D 4 Jakarta T: 021 5203037 F: 021					
85.	Klub Indonesia Hijau Jl. Mampang Prapatan IV, Gang Sungai Ladi Rt. 15/ 02 No. 50 Jakarta 12790 T: 021 79191982 F: 021 kjh-jkt@indo.net.id					
86.	KOMNAS PEREMPUAN Jl. Lатуharhari No. 48 Jakarta T: 021 3903963 F: 021 3903922		Self-support, National funding agency and Internat. Funding agency	Information, gander and law education for Indonesian women right	National	Women's capacity in law and right
87.	KONPHALINDO Jl. Kelapa Hijau No. 99 Jagakarsa, Jakarta Selatan 12620 T: 021 7873169 (hunting) F: 021 78880075 konphal@rad.net.id		Self-support, National funding agency and Internat. Funding agency	Forest and Biodiversity Research, Environment destruction Advo- cacy, Environment construction and Community development, Natural disaster aid	National	Forest environmental system
88.	KOMSENI Jl. Mampang Prapatan Raya 55 Jakarta 12760 T: 021 79191121 F: 021 7972339					

Continued

No.	Institution	Year Established	Financial Sources	Field of Activities	Area of Activities	Mission
89.	KOP WTO Jl. Saleh Abud No. 18-19 Otista Jakarta Timur 13330 T: 021 8199749, 8519611 F: 021 8500052 kop_wto@yahoo.com					
90.	KPSHK (Konsorsium Pendukung Sistem Hutan Kerakyatan) Jl. Arzimar III NO. 17 Bogor Baru, Bogor 16152 T: 0251 380301 F: 0251 380967 kpskh@indo.net.id					
91.	Kelompok Kerja Gugus Nusantara Komp. Good Year Jl. Daya Prakarsa No. 5 Sindang Barang – Bogor T: 0251 343333 F: 0251					
92.	KPI (Koalisi Perempuan Indonesia) Jl. Siaga I No. 2 B, Pejaten Barat, Pasar Minggu Jakarta Selatan 12520 T: 021 9100076, 79183444 F: 021 7985110					
93.	KOMUNAL (Komunitas Untuk Pelestarian LH) Jl. Putri No. 10 Rt.02/06, Kel. Asir Mangis, Setiabudi - Jakarta Selatan 12970 T: 021 70750560 F: 021-					
94.	LASA (Lembaga Advokasi Satwa) Jl. Cendrawasih V No. 7 Komp. DEPLU, Fatmawati Jakarta Selatan 12420 T: 021 7501557 F: 021 7501557 lasa@indo.net.id					
95.	LATIN (Lembaga Alam tropika Indonesia) The Indonesian Tropical Institute Jl. Citarum No. 12, Blok B XI/12, Komplek Bogor Baru, Bogor 16152 T : 0251-379143, 379167 F : 0251-379825 latin@indo.net.id					

Continued

No.	Institution	Year Established	Financial Sources	Field of Activities	Area of Activities	Mission
96.	Lembaga Bantuan Hukum Jakarta Jl. Diponegoro No. 74 Jakarta 10320 T: 021 3145518 F: 021 lbhjkt@cbn.net.id					
97.	Lembaga Ekolabel Indonesia Jl. Taman Malabar No. 18 Bogor 16151 T: 0251 340744, 745759 F: 0251 321739 lei@indo.net.id					
98.	Lembaga Penyelidikan Ekonomi dan Masyarakat Jl. Salemba Raya 4 Jakarta 10430 Tromol pos 1295/ JKT or Tromol pos 1662/ JKT T: 021 3143177 F: 021 334310					
99.	LPPN INDES Lembaga Pengkajian Pembangunan Nasional Gd. Graha Aktiva LT. 4 ruang 402 Jl. H.R. Rasuna Said, Blok X-1 Kav. 3 , Jakarta 12950 T: 021 5203276, 5203534					
100.	LPTP Jl. Tebet Barat Dalam X/ E No. 24 Jakarta Selatan T: 021 8291972 F: 021 8291972 lptp@indo.net.id					
101.	Lembaga Pers DR. Sutomo Gedung Dewan Pers, Lt. 8, Jl. Kebon Sirih 34 Jakarta 12950 T: 021 3459838 F: 021 3840835					
102.	Lembaga Studi Pers dan Pembangunan (LSPP) Jl. Penjernihan 1 No. 12, Komp. Keuangan, Pejompongan Jakarta Pusat 10210 T: 021 5746656 F: 021 5746276 ucokmp@plasa.com lspp@centrin.net.id					
103.	Lingkar 21 Jl. Tebah IV/ 3 Jakarta 12120 T: 021 7433707 F: 021 7433707					

Continued

No.	Institution	Year Established	Financial Sources	Field of Activities	Area of Activities	Mission
104.	MANGROVE FOUNDATION Multi Piranti Graha Lt. 3 Jl. Radin Inten II/ 2 Jakarta 13440 T: 021 8611710 F: 021 8611710		Self-support, National funding agency and Internat. Funding agency	Mangrove research, rehabilitation, advocacy marine community, and development	Java area	
105.	MAPORINA JABOTABEK Jl. Mampang Prapatan – Buncit Raya No. 488 Jakarta Selatan T: 021 70986779 F: 021					
106.	Majelis Usahawan Indonesia Untuk Pembangunan Berkelanjutan Manggala Wanabhakti Blok IV Lt. 3 Wing D, Jl. Jend. Gatot Subroto Senayan-Jakarta T: 021 5704401					
107.	Masyarakat Transparansi Indonesia Graha Niaga Lt. 3, Jl. Jend. Sudirman Kav. 58-Jakarta T: 021 2526719, 2526720 F: 021 2526725 mti@centrin.net.id					
108.	MPHI (Masyarakat Pelestari Hidupan Liar Indonesia) Jl. Anggrek Nelimurni V/ B-30, Slipi, Jakarta T: 021 5490177 F: 021 5490177					
109.	NASTARI FOUNDATION Komp. Good Year, Jl. Daya Prakarsa No. 5 , Bogor 16610 T: 0251 343333 F: 0251 343333 vnastari@bogor.wasantara.net.id					
110.	The Nature Conservancy Jl. Hang Tuah Raya No. 42, Kebayoran Baru Jakarta Selatan 12120 T: 021 7206484, 7221310 F: 021 7245092, 7267336		Self-support, National funding agency and Internat. Funding agency	Biodiversity Research, Marine Environment rehabili- tation, Environment construction and Community development	National	
111.	OBOR FOUNDATION Jl. Plaju No. 10, Jakarta Pusat T: 021 324488, 326978 F: 021					

Continued

No.	Institution	Year Established	Financial Sources	Field of Activities	Area of Activities	Mission
112.	PAN Indonesia Jl. Persada Raya I, Palbatu Menteng Dalam Jakarta 12870 T: 021 8296545 F: 021 8296245					
113.	PACT Indonesia Jl. Tebet Barat I/ 8 Jakarta Selatan 12810 T: 021 8293156 F: 021 8290482					
114.	PAKTA, Yayasan Jl. KH. Mahmud III No. 8 Perdatam, Pancoran - Jakarta Selatan 12780 T: 021 79194607 F: 021 79194607 pakta@link.net.id					
115.	PATNERSHIP FOR GOVERNMENT REFORM Surya Building Lt. 10 Jl. Mh. Thamrin kav. 9 Jakarta Selatan 10350 T: 021 3902543, 323062, 336915, ext. 1050 F: 021 2302933					
116.	PEKA Indonesia Center For Conservation and Insect Studies Kompleks Perum IPB Alam Sinar Sari Jl. Kecipir I Blok A No. 33 Cibereum, Dramaga-Bogor T: 0251 626721 F: 0251 626721 kpkai@indo.net.id					
117.	PIRAC (Public Interest Research and Advocacy Center) Jl. Duren Tiga Selatan VII NO. 28 Jakarta Selatan 12760 T: 021 79190752 F: 021 pirac@pirac.or.id					
118.	POKJA PSDA Mampang Prapatan VI No. 19 Mampang Prapatan, Jakarta Selatan 12790 T: 021 7941148 F: 021 7941148 psda@cbn.net.id					
119.	Pusat Peran Serta Masyarakat Jl. Kalibata Timur No. 31 A Pejaten, Pasar minggu Jakarta Selatan 12510 T: 021 7901725 F: 021 7996783					

Continued

No.	Institution	Year Established	Financial Sources	Field of Activities	Area of Activities	Mission
120.	PILI (Pusat Informasi Lingkungan Hidup Indonesia) Jl. Pajajaran Indah V No. 6 Bogor T: 0251 341827 F: 0251 341827					
121.	Pusat Kajian Sumberdaya Pesisir dan Lautan (PKSPL IPB) Gedung Marine Center Lt. 4, Fakultas Perikanan dan ilmu Kelautan IPB Jl. Lingkar Akademik Kampus IPB Darmaga, Bogor 16680 T: 0251 624815, 625556, 628137, 626380 F: 0251 621086 pkssplip@indo.net.id					
122.	Pucuk Pimpinan Fatayat Nahdhatul Ulama Jl. Kramat Raya No. 164 Jakarta 10430 T: 021 31908732, 3908424 ext: 440 F: 021 327267					
123.	PELANGI FOUNDATION Jl. Pangeran Antasari No. 10 Kebayoran Baru - Jakarta Selatan Jakarta Selatan 12150 T: 021 72801172 F: 021 72801174 pelangi@pelangi.or.id					
124.	PLAN INTERNATIONAL Jl. Pancoran Timur IX No. 5 Jakarta Selatan T: 021 7988601 F: 021 79194051					
125.	Program Pemulihan Keberdayaan Masyarakat (PPKM) Community Recovery Program Jl. Tebet Barat Dalam I No. 38, Jakarta 12010 T: 021 8280623, 8280050, 8280056 F: 021 83704405, 8291432					
126.	RACA INSTITUTE Jl. Mampang Prapatan XIV No. 125 A Jakarta T: 021 7990567 F: 021 7990567 racainstitute@cbn.net.id					

Continued

No.	Institution	Year Established	Financial Sources	Field of Activities	Area of Activities	Mission
127.	REMDEC Jl. Salemba Tengah No. 39 BB Paseban, Jakarta Pusat 10440 T: 021 3156908, 3928562 F: 021 3156909					
128.	Rimbawan Muda Indonesia (RMI) The Indonesian Institute for Forest and Environment Jl. Sempur No. 55 Bogor 16154 T: 0251 320253, 311097 F: 0251 320253 rmi@bogor.wasantara.net.id					
129.	SANGGAR AKAR Jl. Inspeksi Saluran Jatiluhur No. 30, Rt 07/ Rw 01 Cipinang Melayu - Gudang Seng Jakarta 13630 T: 021 9193050, 8574923 F: 021 8574723 sanggarakar@yahoo.com www.geocities.com/sanggarakar					
131.	SKEPHI Komp. Liga Mas Indah Blok E-1 No. 3 Jakarta Selatan 12720 T: 021 7981766 F: 021 7981766 skephi@cbn.net.id					
132.	SEJATI Mezin Gedung Dua 8, Jl. Kemang Timur No. 28 Jakarta 12730 T: 021 7247221, 7247217 F: 021 7246562 sejati@pasific.net.id Sejati@timika.wasantara.net.id					
133.	SMERU Jl. Subang No. 22 Menteng, Jakarta 10310 T: 021 3909317, 3909363 F: 021 3907818, 3910514 smeru@smeru.or.id					
134.	Swiss Contact (Clean Air Project) Jl. Wijaya XII No. 44 Jakarta 12160 T: 021 7394031 F: 021 7223037 cap@swisscontact.or.id					

Continued

No.	Institution	Year Established	Financial Sources	Field of Activities	Area of Activities	Mission
135.	Solidaritas Perempuan Jl. Jati Padang Raya Gang Wahid No. 64, Pasar Minggu 12540 T: 021 7802529, 7826008 F: 021 7802529 soliper@centrin.net.id					
136.	Suara Ibu Peduli Jl. Melawai VII/ I Blok M, Jakarta Selatan T: 021 7220109, 7397686 F: 021					
137.	SPDD (Solidaritas Pemuda Desa Untuk Demokrasi) Jl. Raya Kresak Balaraja Blok F4 No. 17 , Tangerang, Banten T: 021 5952935 F: 021 5952935					
138.	The Nature Conservancy (TNC) Wisma Kemang, Jl. Kemang Selatan Raya No. 1 Kebayoran Baru, Jakarta Selatan 12566 T: 021 7817040 F: 021 7817038 Jl. Raya Tajur Km. 6 Bogor T: 0251 392640 F: 0251 356078 wailabw@don.net.id					
139.	TELAPAK Jl. Palem III No. 1-3 Taman Yawsmin Sektor V , Bogor T: 0251 508375 F: 0251 telapak@net.id					
140.	TERANGI , Yayasan Komplek Liga Mas Indah Blok E 2 No. 11 Pancoran, Jakarta Selatan 12760 T: 021 7994912 F: 021 7973301 terangi@cbn.net.id					
141.	UNDO PROJECT Jl. Bendungan Hilir Gang IX/ II A Jakarta T: 021 5747760 F: 021 5731485 en-gov@mailcity.com					

Continued

No.	Institution	Year Established	Financial Sources	Field of Activities	Area of Activities	Mission
142.	UNDP Jl. M. H. Thamrin 14 Jakarta 10240 T: 021 3141308 F: 021 3145251					
143.	UPC (Urban Poor Consortium) Billy Moon, Blok H-I No. 7 Kalimalang Jakarta 13450 T: 021 8642915 F: 021 8642915, 86902408 upc@centrin.net.id					
144.	USAEP Wisma Metropolitan II Lt. 3, Jl. Jend. Sudirman Kav. 31 Jakarta 12920 T: 021 5262848 F: 021 5262849					
145.	VSO Indonesia (Voluntary Service Overseas) Jl. Terusan Hang Lekir I No. 14 C Simprug, Jakarta 12220 T: 021 7220202, 7233637 F: 021 PO BOX 6219 JKSGN Jakarta 12062 VSOindo@rad.net.id					
146.	Wallacea Development Institute Jl. Jend. Gatot Subroto Kav. 96 Jakarta 12790 PO BOX 2009 Cables Indocross T: 021 7992325 F: 021 7995188					
147.	WALHI (Wahana Lingkungan Hidup Indonesia) Indonesia Forum for Environmental Jl. Mampang Prapatan IV, Jl. K, No. 37 Jakarta 12790 T: 021 7941672, 79193363 F: 021 7941673 walhi@plg.mega.net.id walhi@pacific.net.id					
148.	WALHI JAKARTA Jl. Tebet Timur Dalam IX No. 50, Jakarta Selatan T: 021 8354923 F: 021 8317581 walhi@pacific.net.id					

Continued

No.	Institution	Year Established	Financial Sources	Field of Activities	Area of Activities	Mission
149.	WCS (Wildlife Conservation Society) Indonesia Program) Jl. Pangrango No. 8, PO. BOX 311 Bogor 16003 T: 0251 321527, 357527 F: 021 357347 n.andayani@wcsip.org		Self-support, National funding agency and Internat. Funding agency	Biodiversity Research, Environment destruction Advocacy, Environment construction and Community development	National	
150.	WETLANDS INDONESIA Jl. A. Yani No. 53 Bogor 16161 T: 0251 312189 F: 0251 325755 awb@indo.net.id wi-ip@indo.net.id					
151.	WIDYA KARSA Jl. Bintaro Puspita VII Blok KK No. 11 Jakarta Selatan 12320 T: 021 7362985 F: 021					
152.	WWF IP Kantor Taman A 9 Unit A-1 , Jl. Mega Kuningan Lt. 8-9/ A9 Kawasan Mega kuningan, Jakarta 12950 T: 021 5761070 F: 021 5761080					
153.	Yayasan AIDS Indonesia Hotel Manara Peninsula Lt. 3, Jl. S. Parman Kav. 78 Slipi, Jakarta 11410 T: 021 5495313, 5303951/ 52 F: 021 5359759 yaidis@indo.net.id					
154.	YABSHI Jl. Tanah Baru No. 98 Depok, Jawa Barat 16421 T: 021 7522624 F: 021 7751837					
155.	YAPPIKA (Yayasan Persahabatan Indonesia – Kanada) Jl. Pedati Raya No. 20 Otista , PO BOX 4133 Jakarta 13350 T: 021 8191623, 85905262, 8500670 F: 021 8508912 yappika@indo.net.id yappika@indosat.net.id		Canada			

Continued

No.	Institution	Year Established	Financial Sources	Field of Activities	Area of Activities	Mission
156.	Yayasan Bina Usaha lingkungan Jl. Hang Lekir VI / 1 Kebayoran Baru, Jakarta 12120 T: 021 7206125, 7266341 F: 021 7220905 ybul@indo.net.id					
157.	Yayasan Ecomine Nusa Lestari Jl. Ampera III/ 49 , Jakarta 12550 T: 021 7806120 F: 021 7892168 rahman@cbn.net.id					
158.	Yayasan Indonesia Sejahtera Jl. Kramat VI/ 11 Jakarta 10430 T: 021 3902973 F: 021 326914					
159.	Yayasan Jurnal Perempuan Jl. Tebet Barat IV No. 7 Jakarta Selatan 12816 T: 021 8290328 F: 021 8290328 jurnal@uninet.net.id J. Hos Cokroaminoto No. 66 A, Jakarta 10310 T: 021 31900663 F: 021 322571					
160.	Yayasan Karya Eko Lestari (YKEL) Jl. Gilisamping I/ 3 Kebon Jeruk Jakarta Barat T: 021 5356502 F: 021					
161.	Yayasan Lembaga Konsumen Indonesia (YLKI) Jl. Pancoran Barat VII/ 1 Duren Tiga – Jakarta T: 021 7981859, 7971378 F: 021 7981038					
162.	Yayasan LONTAR Jl. Danau Maninjau No. 90 Pejompongan – Jakarta 10210 T: 021 5732993 F: 021 5746880					
163.	Yayasan MA'ARIF Jl. Taman Amir Hamzah No. 5 Pegangsaan Timur, Jakarta 10320 T: 021 3904115 F: 021 3904115 maarifno@cbn.net.id					

Continued

No.	Institution	Year Established	Financial Sources	Field of Activities	Area of Activities	Mission
164.	Yayasan Mitra Madani Jl. H. Noor No. 11 D, Pasar Minggu, Jakarta 12510 T: 021 79194785 F: 021 79194785					
165.	Yayasan Mitra Usaha Jl. Penjernihan I/ 23, Komp. Keuangan Pejompongan, Jakarta 10210 T: 021 5736082 F: 012 5712855 ymu@indo.net.id Mitra@jakarta.wasantara.net.id					
166.	Yayasan Pertanian Organik dan Pembangunan Berkelanjutan Jl. Tebet Dalam Raya NO. 18, Jakarta 12810 T: 021 8311623 F: 021 8293967					
167.	Yayasan Pusaka Alam Nusantara Jl. Hang Tuah Raya No. 42 Lt. 1, Kebayoran Baru, Jakarta 12120 T: 021 72794530, 72794540 F: 021 7245092					
168.	Yayasan Sosial Indonesia Untuk Kemanusiaan Jl. Salemba Tengah No. 39 BB, Jakarta 10440 T: 021 3156907, 3156908, 3928562, 3156907-08 F: 021 3156909 ysik@indo.net.id andi_vuwono@ysik.org wusari@ysik.org					
69.	Yayasan Paramitha Gedung Berca Lt. 2, Jl. Abdul Muis No. 62 Jakarta 10160 T: 021 3518801 F: 021 3518803					
170.	Yayasan Kalpataru Nusa Lestari (YLNK) Jl. Otto Iskandardinata IA No. 3/7 Jakarta timur 13330 T: 021 8576506 F: 0 yknl@link.net.id					
171.	LPSE Darurrahman Lembaga Pengembangan Sosial & Ekonomi Darurrahman Institute of Social and Economic Development Darurrahman					

Continued

No.	Institution	Year Established	Financial Sources	Field of Activities	Area of Activities	Mission
172.	<p>Darurrahman Bld., Jl. Wijaya Kusuma Raya RW IX, Bekasi Jaya T : 021-88342415, 8804158 F: 021-</p> <p>PUPUK (Perkumpulan Untuk Peningkatan Usaha Kecil) The Association for the Advancement of</p> <p>Branch Office : Ruko Citayam Indah No. 14, Pasar Rebo Bojong Gede, Bogor T : 021-8782171 F : 021-8782171</p>					
173.	<p>CENDREDS (Pusat Pengembangan Studi Kewirasastaan, Pembangunan Kota dan Wilayah) Center for enhancement of Enterpreneurship, Urban & Regional Development Studies</p> <p>Jl. Duta XI Blok 00/4, Kemang Pratama, Bekasi 17116 T : 021-8201690 F : 021-82402296</p>					
174.	<p>Pusat P3R-YAE Pusat Pengkajian dan Pengembangan Perekonomian Rakyat Center for Studies and Development of People Economies</p> <p>Jl. Malabar No.22, Bogor 16151 T : 0251-374048, 376972 F : 0251-374048 yae@indo.net.id</p>					
175.	<p>Yayasan Karsa Utama Mandiri (KUM)</p> <p>Jl. Semanggi II/20, Ciputat 15412, Tangerang-Banten T : 021-74709410</p> <p>Branch Office : Jl. Danau Metana D II/10, Jakarta Pusat 10210 T : 021-5722234 F : 021-5722234</p>					
176.;	<p>YPMP (Yayasan Pengembangan Masyarakat Pedesaan)</p> <p>Branch Office : Jl. Prambanan Raya No. 118, Ruko Perum III-Tangerang 11153 T : 021-5916411 F : 021-</p>					
177.	<p>Yayasan Sidowayah</p> <p>Jl. Palakali No. 34 Rt 01/011, Tanah Baru Beji - Depok 16426 T : 021-7762927</p>					

Continued

No.	Institution	Year Established	Financial Sources	Field of Activities	Area of Activities	Mission
178.	F : 021-7762928 sido-wy@centrin.net.id HUMANIKA (Himpunan Masyarakat untuk Kemanusiaan dan Keadilan) Jl. Poncol Jaya No. 8, Kapten Tendean; Jakarta Selatan 12710 T : 021-5263883 F : 021-5200466 humanika@link.net.id					
179.	LBH APIK Lembaga Bantuan Hukum Asosiasi Perempuan Indonesia utk Keadilan Legal Aid Institute Indonesian Womens Association for Justice Jl. Raya Tengah No. 16, Kp. Tengah-Kramat Jati, Jakarta Timur 13540 T : 021-87797289 F : 021-87797289 apiknet@indosat.net.id					
180.	LPHAM (Lembaga Pembela Hak-hak Asasi Manusia) Institute for the Defence of Human Rights Jl. Otista Raya, Gg. Mulia No. 2, Rt 008/08, Bidara Cina Jakarta 13330 T : 021-8194838, 9237304 F : 021-8194838 pham@idola.net.id					
181.	LPKB (Lembaga Pendidikan dan Kesejahteraan Buruh) Jl. Besuki 27, jakarta Pusat 10310 T : 021-3914551 F : 021-3917354					
[182.	LPPS (Lembaga Penelitian dan Pembangunan Sosial) The Institute of Social Research and Development Jl. Cut Meutia 10, Jakarta pusat 10002 T : 021-3142345 F : 021-3901480 carindo@rad.net.id					
183.	LP3ES (Lembaga Penelitian, Pendidikan dan Penerangan Ekonomi dan Sosial) Institute for Social and Economic Research, Education and Information Jl. S. Parman 81, jakarta 11420 T : 021-5674211 F : 021-5683785					

Continued

No.	Institution	Year Established	Financial Sources	Field of Activities	Area of Activities	Mission
	lp3es@lp3es.or.id http://www.lp3es.or.id					
184.	LAPUSKOP Lembaga Pengembangan Usaha Kecil dan Koperasi Institute for Small Bussiness and Cooperative Development Jl. Delima Raya No. 3 Klender, Jakarta Timur T : 021-8625335 F : 021-8625335					
185.	LPPSD (Lembaga Pengkajian dan Pengembangan Sumber Daya) Institute for research and Resources Development Perumahan sarua Makmur Blok I/1 Ciputat-Jakarta 15414 T : 021-7407580 F : 021-7491147					
186.	LPPSE (Lembaga Pengkajian dan Pengembangan Sosial Ekonomi) Institute for Economic Social Studies and Development Jl. Jati Padang baru 19, Pasar Minggu-Jakarta Selatan 12540 T : 021-7827139, 7827072 F : 021-7827139 lppse@centrin.net.id					
187.	P3M (Perhimpunan Pengembangan Pesantren dan Masyarakat) The Indonesian Society for Pesantren and Community Development Jl. Cililitan Kecil III/12 Kramatjati-Jakarta Timur 13640 T : 021-8091617,8092971,9151509 F : 021-8091617 p3mnet@idola.net.id					
188.	PKBI (Perkumpulan Keluarga Berencana Indonesia Indonesian Planned Parenthood Association (IPPA) Jl. Hang Jebat III, F-3, Kebayoran Baru-Jakarta Selatan 12120 T : 021-7207372, 7394123 F : 021-7225681 pkbinet@idola.net.id					
189.	PIJAR Indonesia Pusat Informasi dan jaringan Aksi Informasi Center of Information and Reform Action Network Jl. Pedati No. 41 RT. 04/01, Balimester, Jatinegara Jakarta Timur 13310					

Continued

No.	Institution	Year Established	Financial Sources	Field of Activities	Area of Activities	Mission
	T : 021-8519010 F : 021-8519010 pijar@pijar.net					
190.	PPSW (Pusat Pengembangan Sumberdaya Wanita) The Center for Women's Resource Development) Billy & Moon Blok H 1 No. 10, Pondok Kelapa Jakarta 13450 T : 021-8642134 F : 021-864213334 ppsw@indo.net.id					
191.	YLKI (Yayasan Lembaga Konsumen Indonesia) The Indonesian consumer Organization Jl. Pancoran Barat VII/1, Duren Tiga Jakarta Selatan 12760 T : 021-7971378, 7981858, 7981859 F : 021-7981038 konsumen@rad.net.id					
192.	YRMD (Yayasan Remaja Masa Depan) Jl. Gudang Peluru Barat Blok P No. 386, Jakarta 12830 T : 021-8290201 F : 021-83795480					
193.	BUMIESOK HUMANITY CARE Jl. Besuki Rahmat N0. 2, Cipinang Muara-Jati Negara, Jakarta Timur (134200) T : 021-8520266 F : 021-85902522 vanthmh@yahoo.com bumiesok@yahoo.com Cntct Person : Mr. Gatot Poernomo (HP. +62 08161616115)	23 mei 2004	Self-support, National funding agency, and Internat. Funding agency	Community development, Community health, Sanitation, Information and education, Mitigation and Capacity Building	National	
194.	INDONESIA RESCUE T/F : 021-30244888 Cntct Person : Mr. Yemo Lengkong W. (HP. +62 08151513349995) and Mis Dian (HP. +62 08129568064) indonesia-rescue@mail2emergency.com		Self-support, National Funding Agency	Information and education, Mitigation and Capacity Building	National	