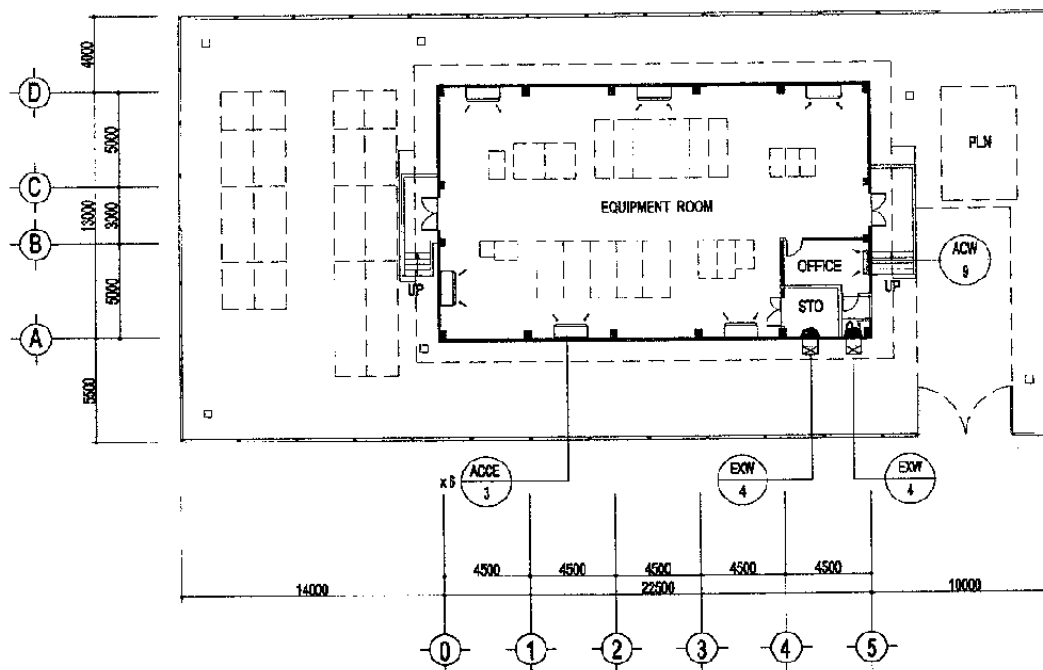


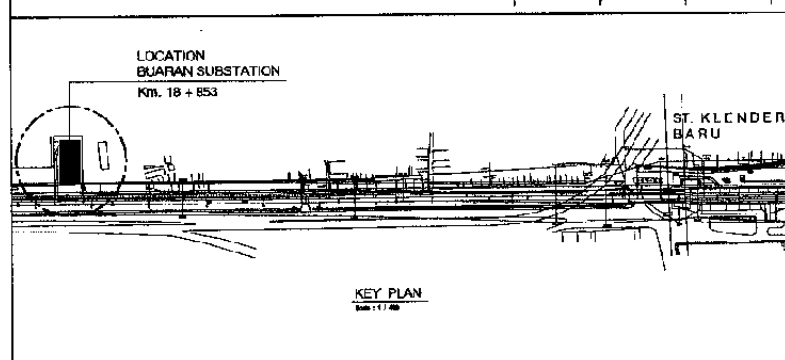
**SUBSTATION (BUARAN)
PIPING GROUND FLOOR PLAN**

Scale : 1 / 400

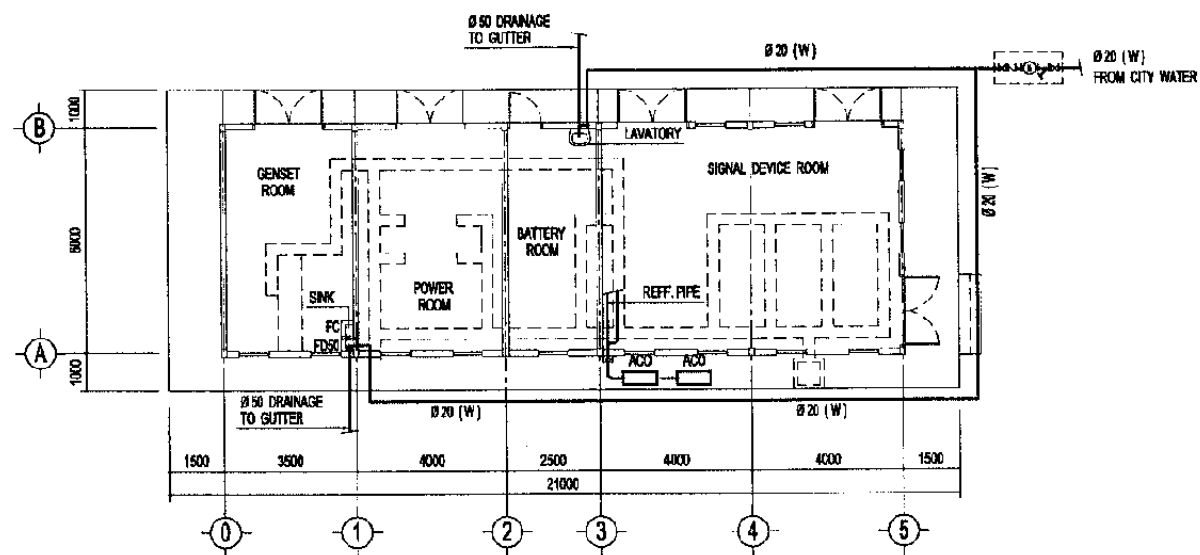


**SUBSTATION (BUARAN)
AC / VENTILATING GROUND FLOOR PLAN**

Scale : 1 / 400

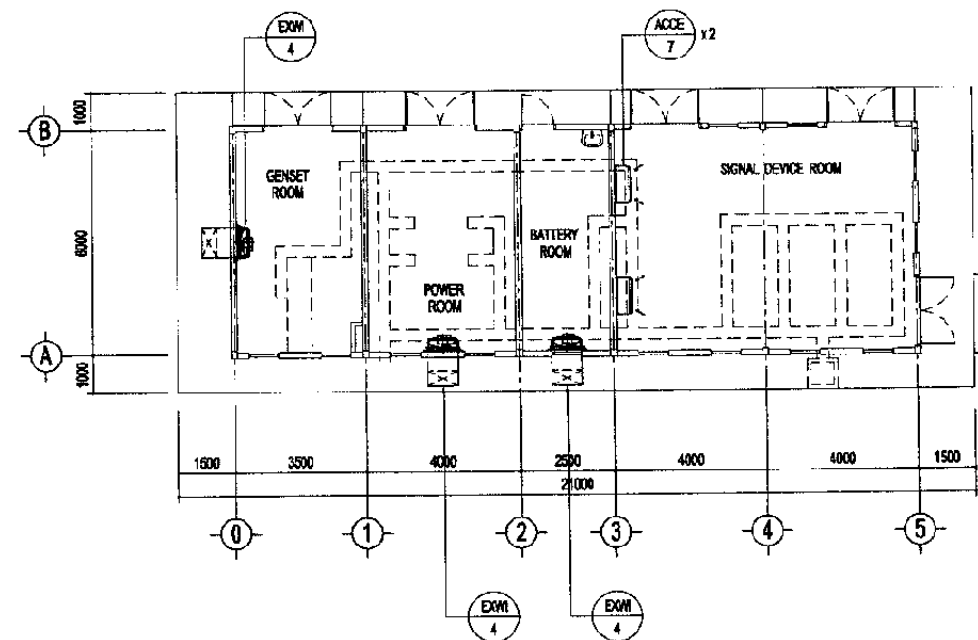


KEY PLAN



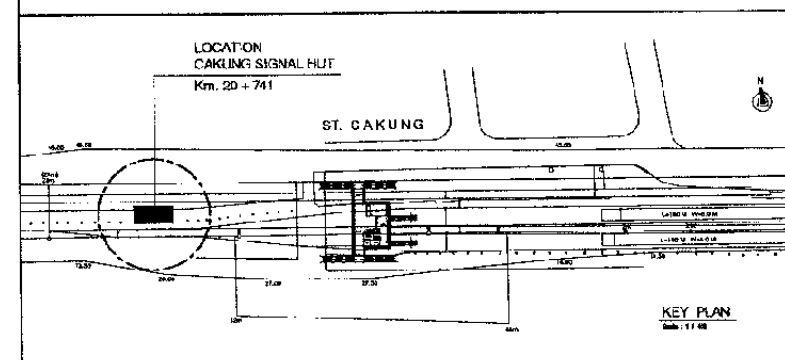
**SIGNAL HUT (CAKUNG)
PIPING GROUND FLOOR PLAN**

Scale : 1 / 200



**SIGNAL HUT (CAKUNG)
AC / VENTILATING GROUND FLOOR PLAN**

Scale : 1 / 200



KEY PLAN

The Railway Electrification and Double - double Tracking of Java Main Line Project



DEPARTMENT TRANSPORTASI
MINISTRY OF COMMUNICATIONS
DIREKTORAT JENDERAL PERENCANAAN DARAT
DIREKTORAT JENDERAL KEMENTERIAN PERENCANAAN
Jalan Medan Merdeka Barat No. 11 Jakarta Pusat 10115 Telp. 021-3204325-3302527
JAKARTA

Note:
This detailed design has been executed by a team of consultants as shown below in accordance with the agreement between Japan International Cooperation Agency (JICA) and JICA Study Team.

The copyright of this drawing rests with JICA.

Designed by:
Japan International Cooperation Agency (JICA)
JICA Study Team:
Joint Venture of
Pacific Consultants International and
Japan Railway Technical Service

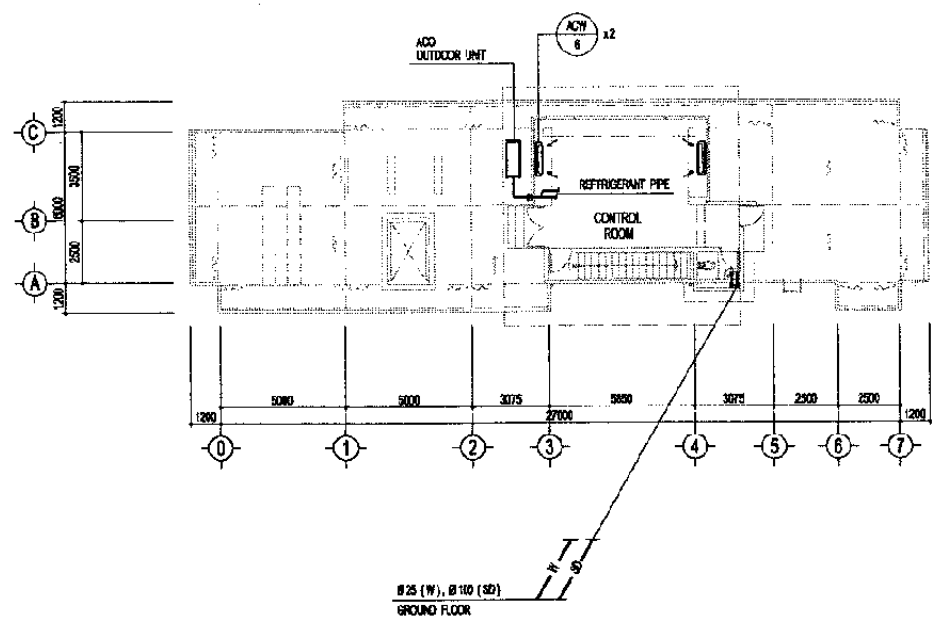
MECHANICAL

T.OPRT. RELATED FACILITIES

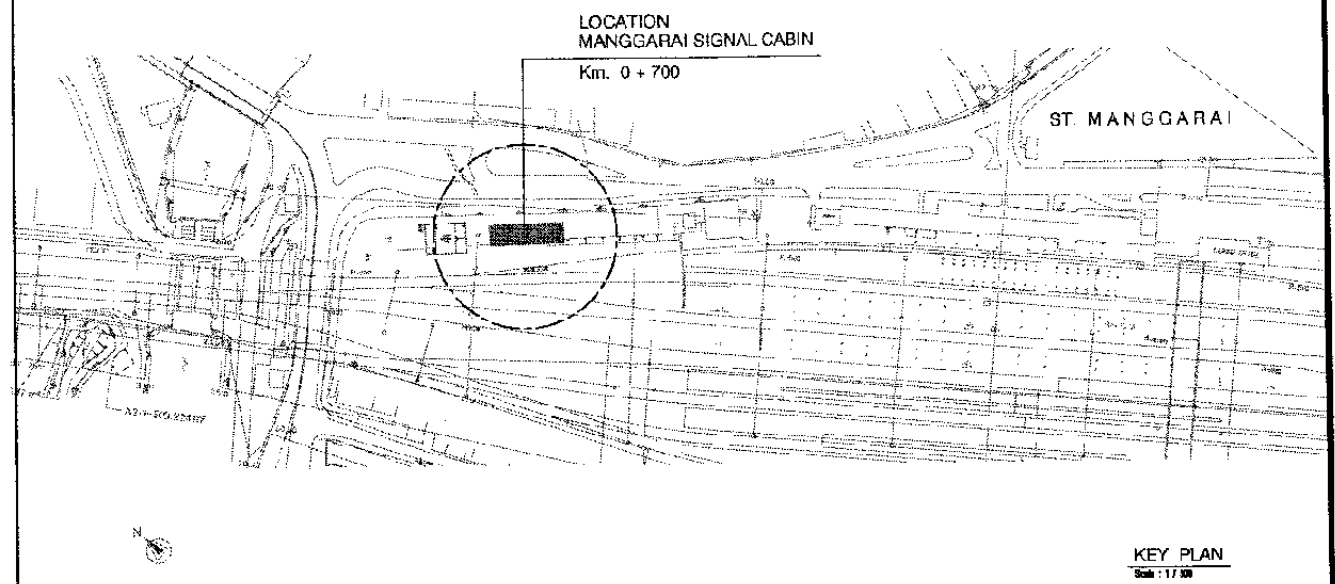
DATE | 17/Jan/2005

Drawing Title :
AC / VENTILATING AND
PIPING GROUND FLOOR
PLAN

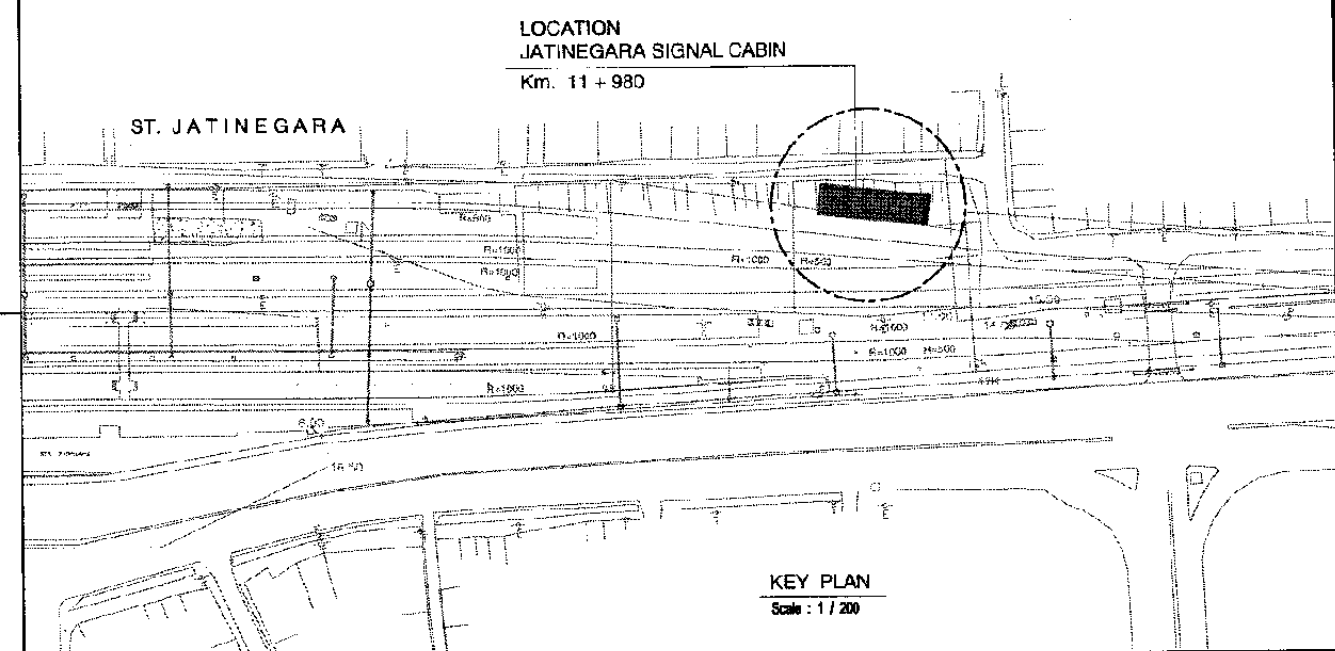
Scale: | Drawing No.:
1:200 / 400 | AM - 23 - 001



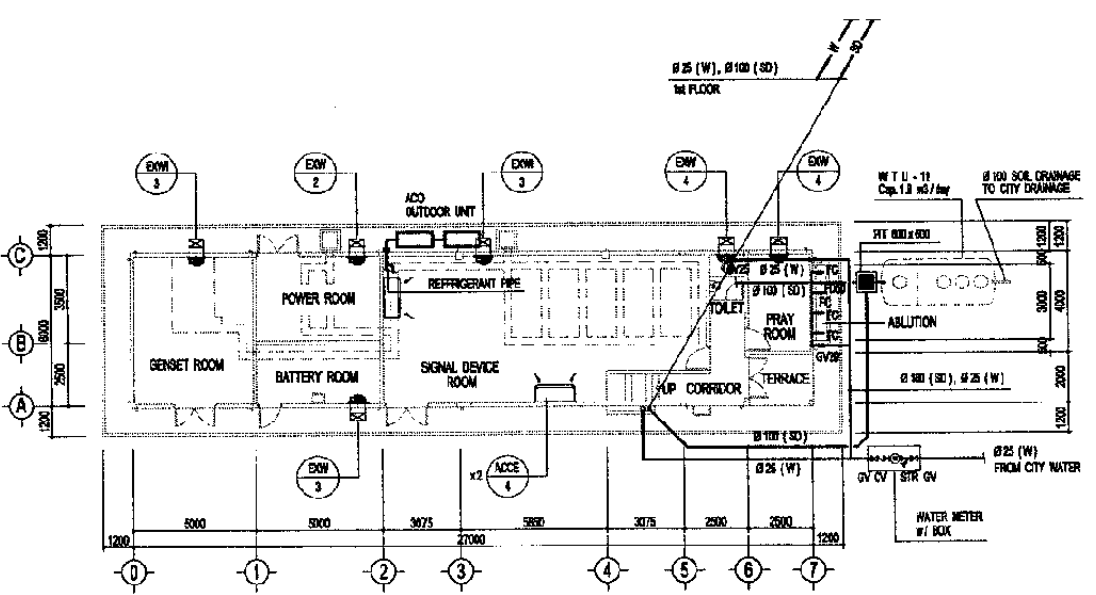
(SIGNAL CABIN)
AC / VENTILATING & PIPING 1st FLOOR PLAN
Scale : 1 / 300



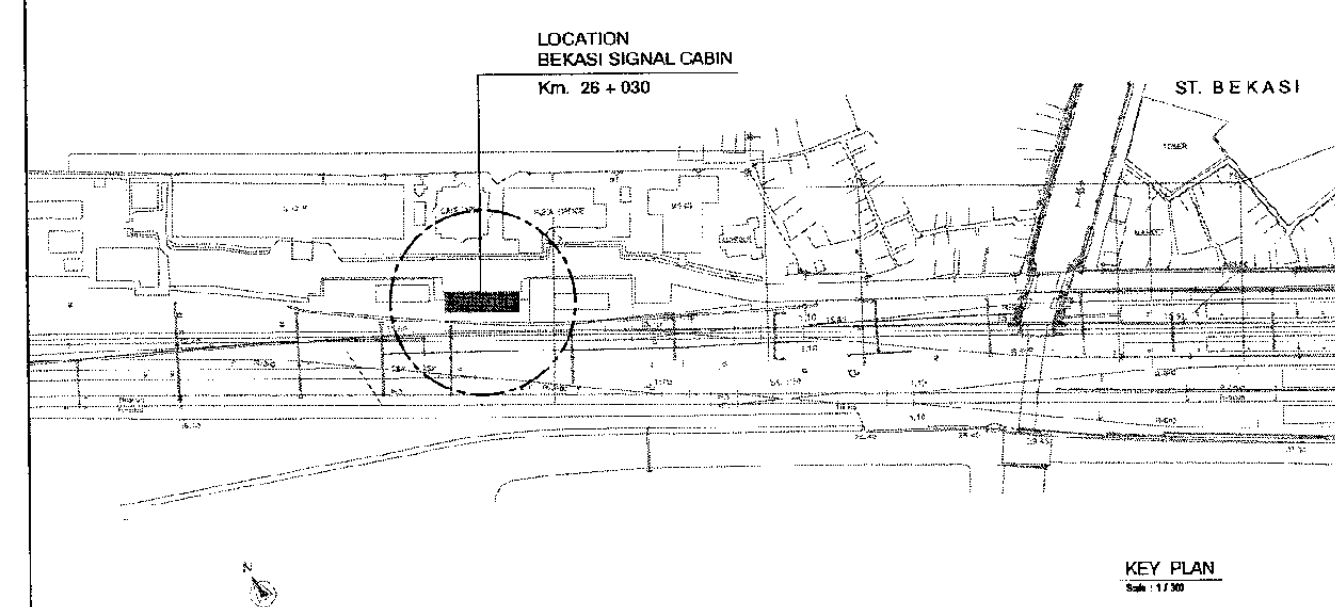
KEY PLAN
Scale : 1 / 100



KEY PLAN
Scale : 1 / 200



(SIGNAL CABIN)
AC / VENTILATING & PIPING GROUND FLOOR PLAN
Scale : 1 / 300



KEY PLAN
Scale : 1 / 300

NOTE :

AC/VENTILATING AND PLUMBING / PIPING LAYOUT PLAN FOR :

- MANGGARAI STATION
- JATINEGARA STATION
- BEKASI STATION

The Railway Electrification and Double - double Tracking of Java Main Line Project



DEPARTEMEN PERKOMUNIKASIAN
KEMENTERIAN KOMUNIKASI DAN INFORMATIKA
DIREKTORAT JENDERAL PERKOMUNIKASIAN DASAR
DIREKTORAT CAKUPAN DAN LAYANAN TELEKOMUNIKASI
Jalan Medan Merdeka Barat no.8 Gedung Lantai 2, 11180 Jakarta - 350000
JAKARTA

Note:
This detailed design has been executed by a team of consultants as shown below in accordance with the agreement between Japan International Cooperation Agency (JICA) and JICA Study Team.

The copyright of this drawing rests with JICA.

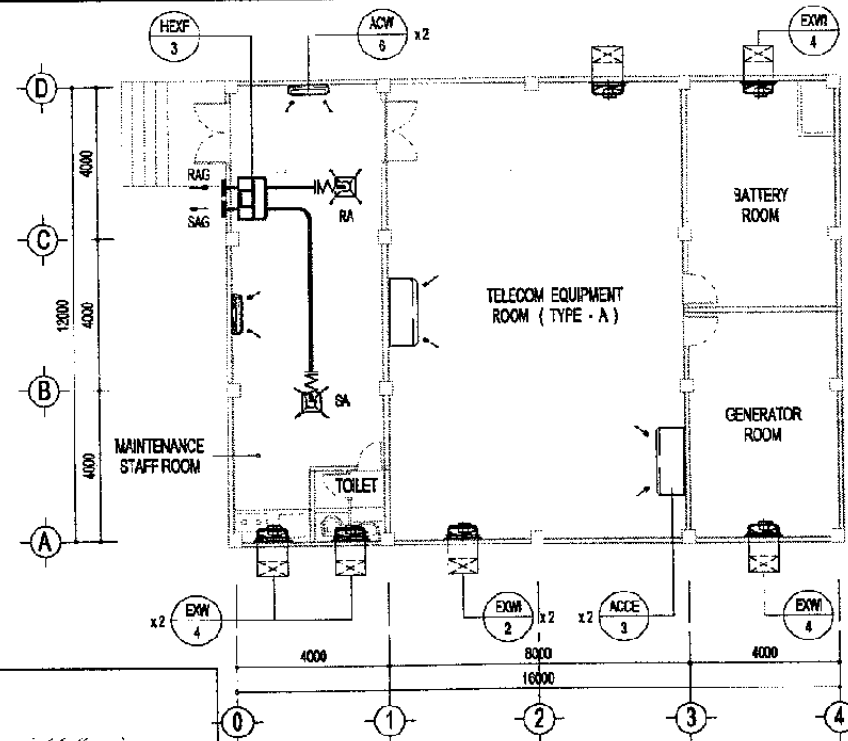
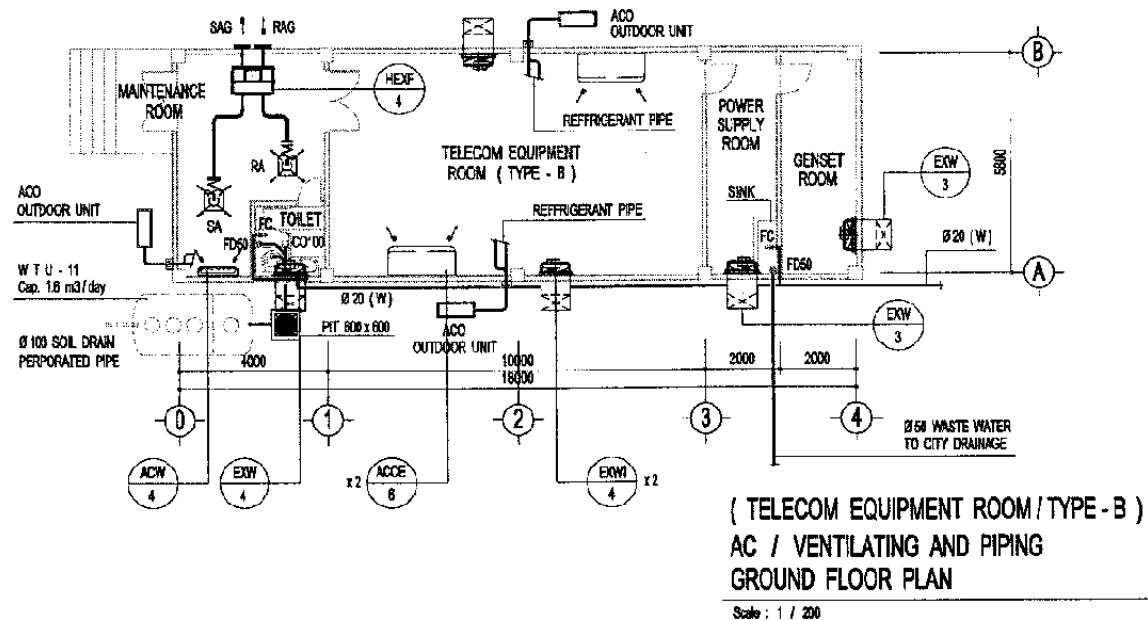
Designed by:
Japan International Cooperation Agency (JICA)
JICA Study Team:
Joint Venture of Pacific Consultants International and Japan Railway Technical Service

MECHANICAL
T.OPRT. RELATED FACILITIES

DATE 17/Jan/2005

Drawing Title :
AC / VENTILATING AND PIPING GROUND FLOOR PLAN

Scale: A3 / 1:300 Drawing No.: AM - 24 - 001



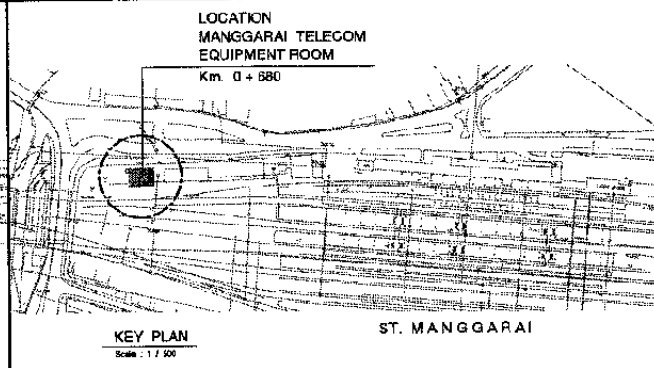
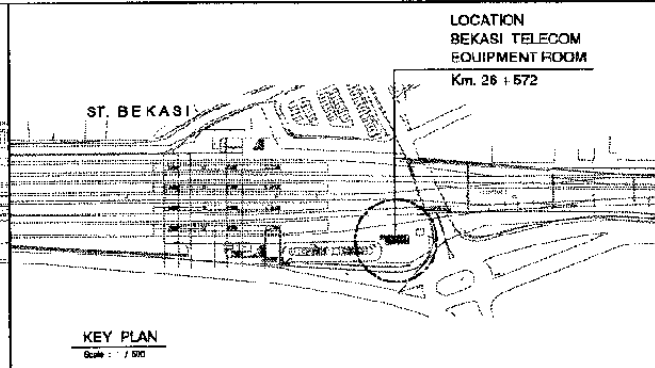
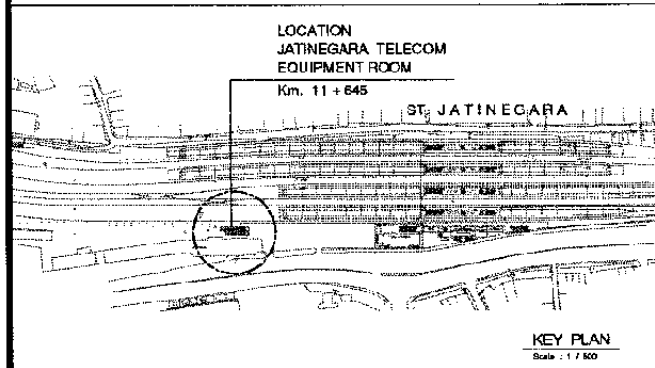
NOTE :

AC / VENTILATING AND PIPING / PIPING LAYOUT PLAN FOR :

TYPE - A :
- MANGGARAI STATION

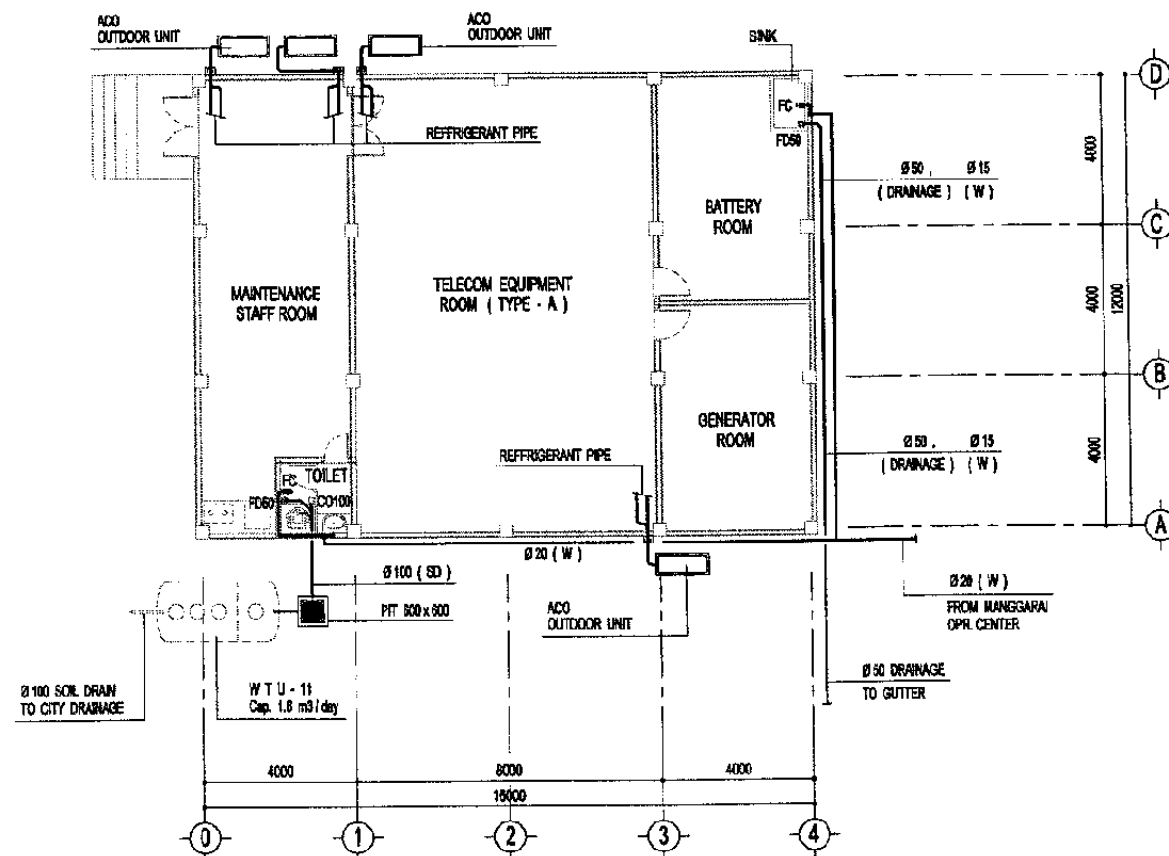
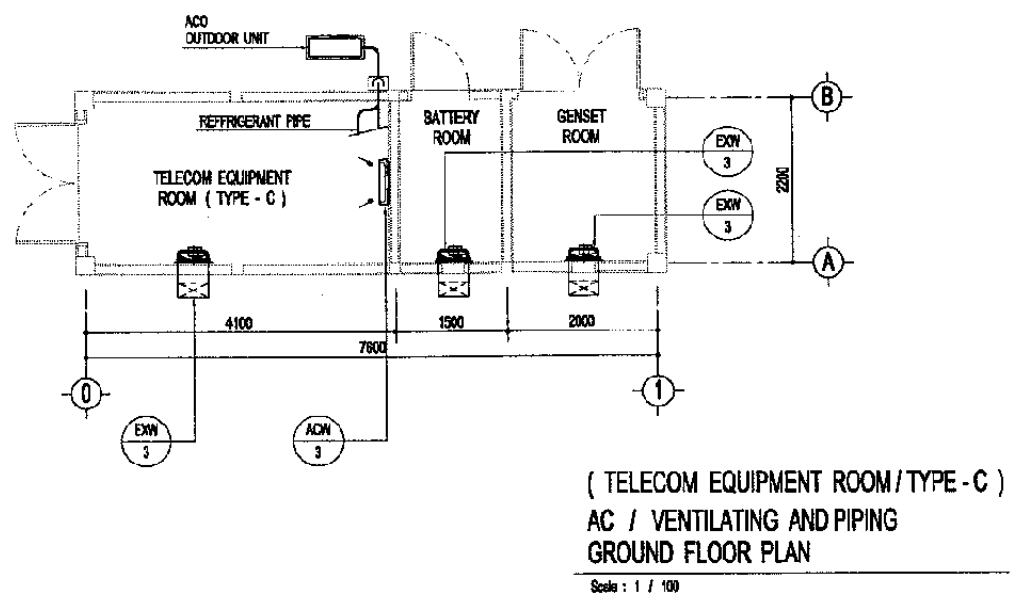
TYPE - B :
- JATINEGARA STATION
- BEKASI STATION

TYPE - C :
- KLENDER STATION
- CAKUNG STATION



(TELECOM EQUIPMENT ROOM / TYPE - A)
AC / VENTILATING GROUND FLOOR PLAN
Scale : 1 / 200

The Railway Electrification and
Double - double Tracking of
Java Main Line Project



DEPARTMENT PERENCANAAN
MINISTRY OF COMMUNICATION
DIREKTORAT JENJANG PERENCANAAN BARAT
DIREKTORAT JENJANG PERENCANAAN BARAT
Jalan Murni Merdeka Street No.8 Gedung Raya B.L11 10421-356622-356627
J A K A R T A

Note:
This detailed design has been executed by a team of
consultants as shown below in accordance with the
agreement between Japan International
Cooperation Agency (JICA) and JICA Study Team.
The copyright of this drawing rests with JICA.

Designed by:
Japan International Cooperation
Agency (JICA)
JICA Study Team:
Joint Venture of
Pacific Consultants International and
Japan Railway Technical Service

MECHANICAL

T.OPRT. RELATED FACILITIES

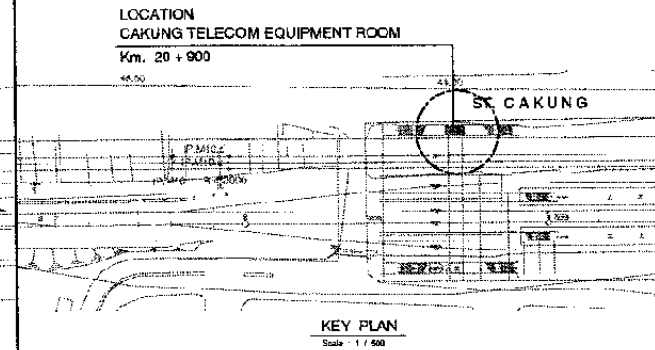
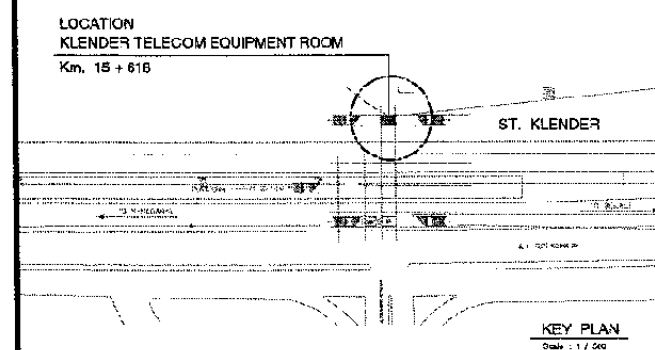
DATE 17/Jan/2005

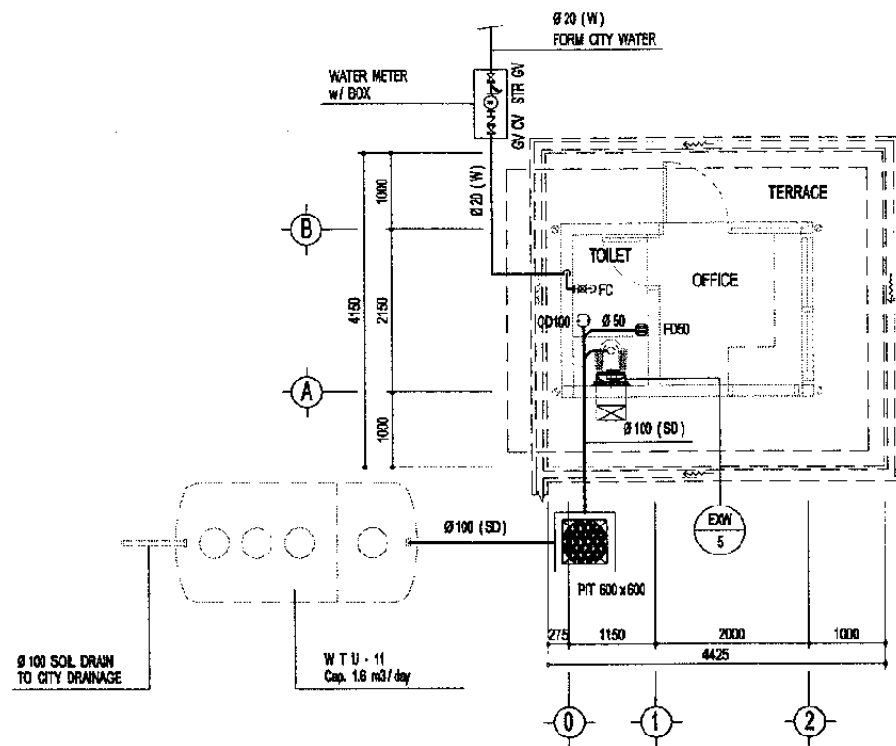
Drawing Title :

AC / VENTILATING AND
PIPING GROUND FLOOR
PLAN

Scale:
1:100/200

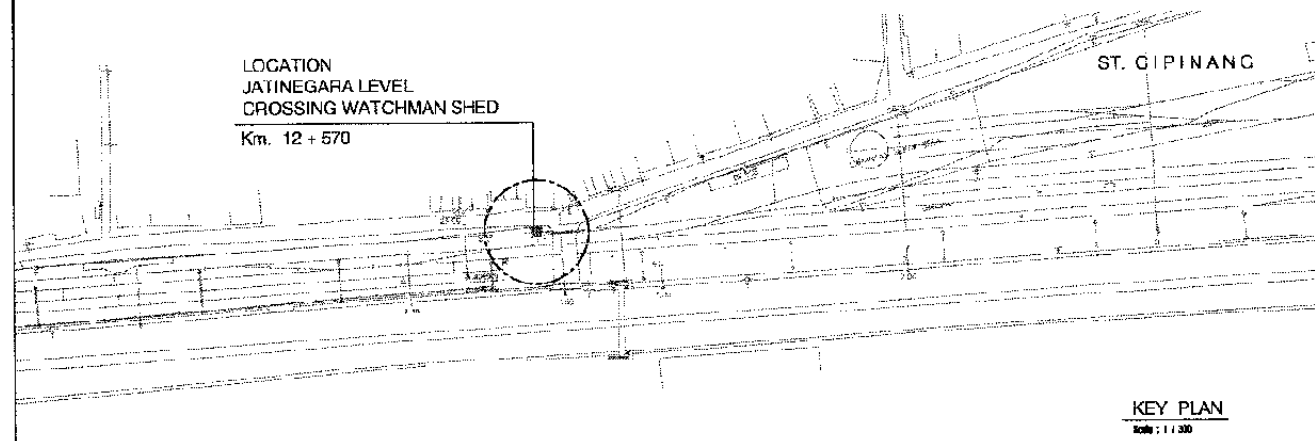
Drawing No.:
AM - 26 - 001



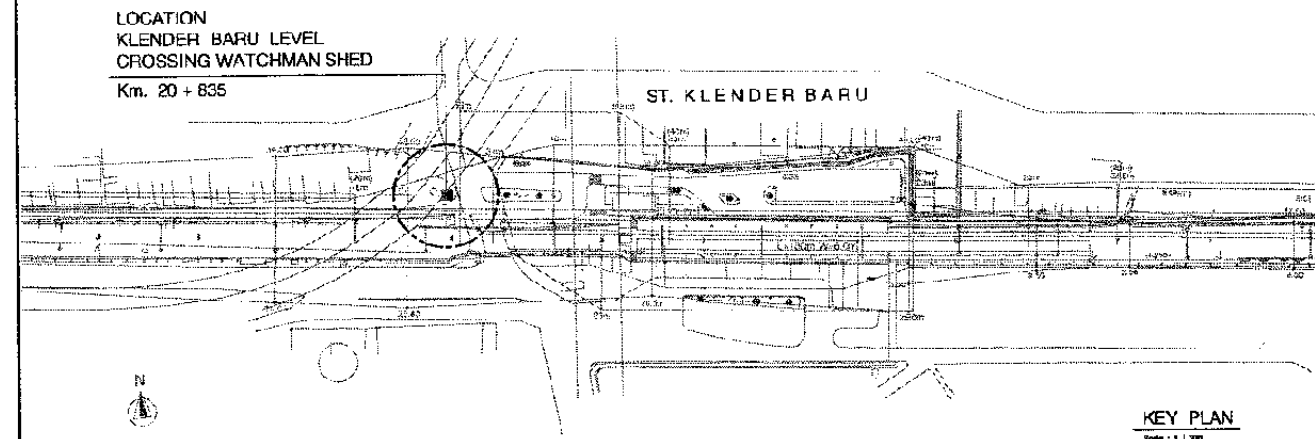


(LEVEL CROSSING WATCHMAN SHED / TYPE - A)
AC / VENTILATING & PIPING GROUND FLOOR PLAN

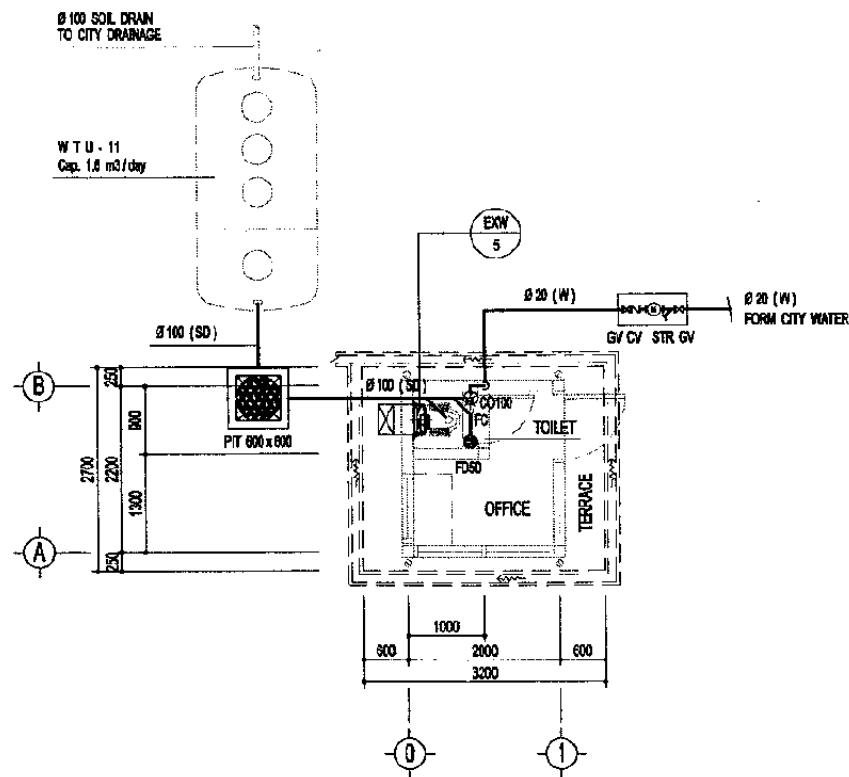
Scale : 1 / 100



KEY PLAN
Scale : 1 / 100

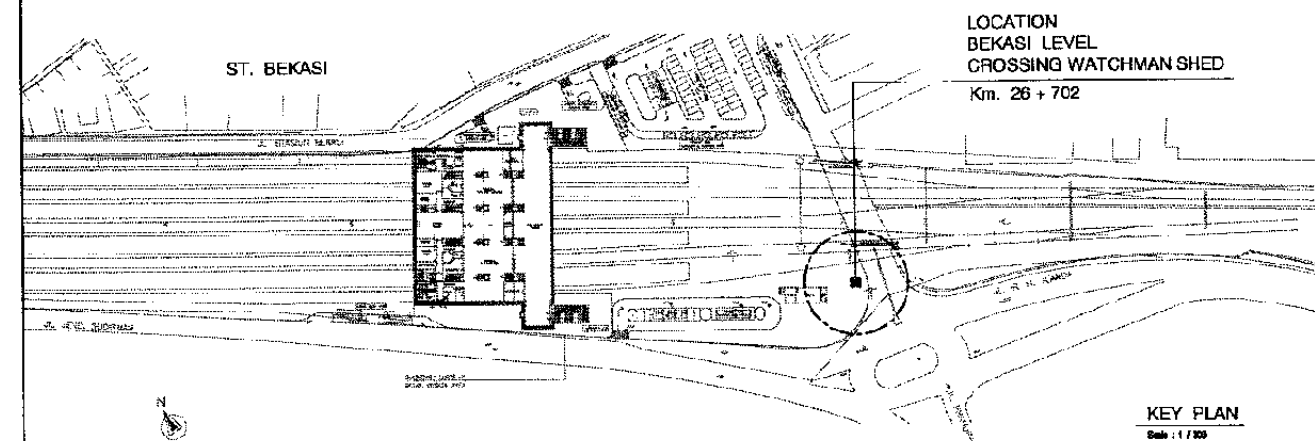


KEY PLAN
Scale : 1 / 100

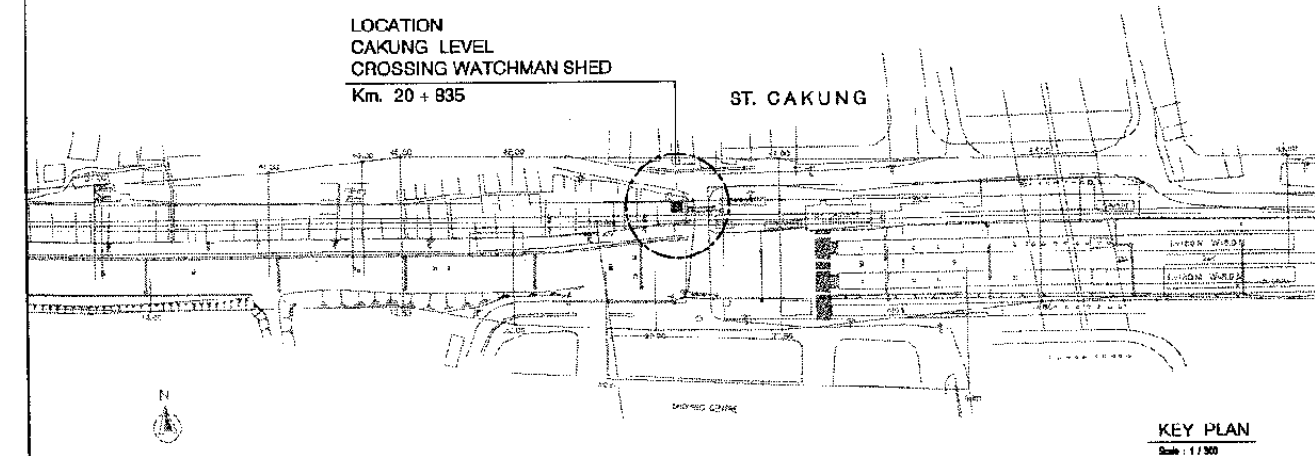


(LEVEL CROSSING WATCHMAN SHED / TYPE - B)
AC / VENTILATING & PIPING GROUND FLOOR PLAN

Scale : 1 / 100



KEY PLAN
Scale : 1 / 100



KEY PLAN
Scale : 1 / 100

NOTE :

AC/VENTILATING AND PLUMBING/PIPING LAYOUT PLAN FOR :

TYPE - A :

- JATINEGARA STATION
- KLENDER BARU STATION
- BEKASI STATION

TYPE - B :

- CAKUNG STATION

The Railway Electrification and Double - double Tracking of Java Main Line Project



DEPARTMENT OF COMMUNICATION
MINISTRY OF COMMUNICATION
REPUBLIC OF INDONESIA
DIRECTORATE GENERAL OF LAND COMMUNICATION
Jalan Medan Merdeka Barat No. 15 Gedung Korpri Lt. 11 Jakarta - 10115

Note:
This detailed design has been executed by a team of consultants as shown below in accordance with the agreement between Japan International Cooperation Agency (JICA) and JICA Study Team.

The copyright of this drawing rests with JICA.

Designed by:

Japan International Cooperation Agency (JICA)

JICA Study Team:

Joint Venture of Pacific Consultants International and Japan Railway Technical Service

MECHANICAL

T.OPRT. RELATED FACILITIES

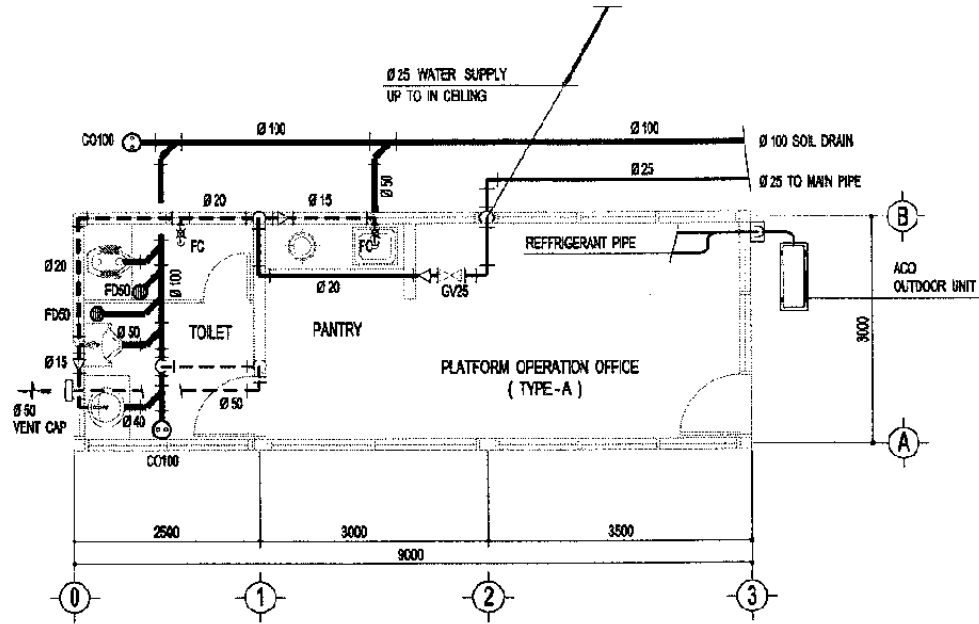
DATE 17/Jan/2005

Drawing Title :

AC / VENTILATING PIPING GROUND FLOOR PLAN

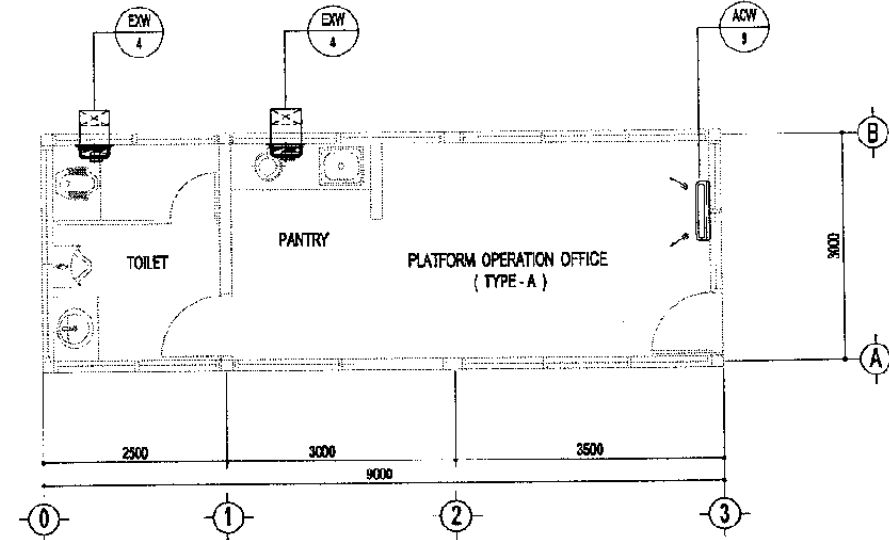
Scale: A3 / 1:100

Drawing No.: AM - 27 - 001



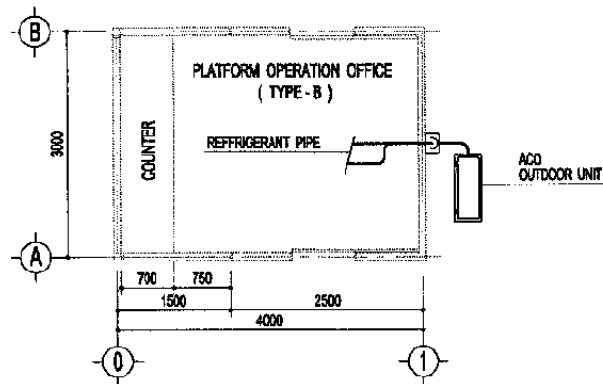
(PLATFORM OFFICE ROOM / TYPE - A)
PIPING GROUND FLOOR PLAN

Scale : 1 / 100



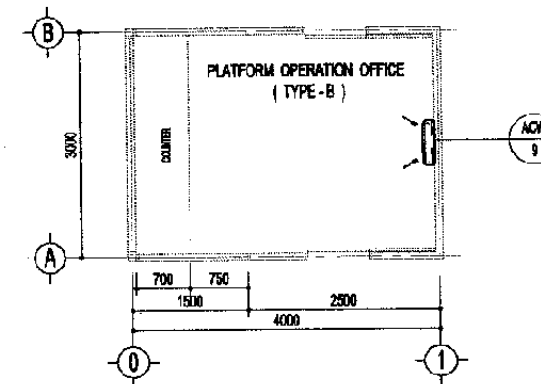
(PLATFORM OFFICE ROOM / TYPE - A)
AC / VENTILATING GROUND FLOOR PLAN

Scale : 1 / 100



(PLATFORM OFFICE ROOM / TYPE - B)
PIPING GROUND FLOOR PLAN

Scale : 1 / 100



(PLATFORM OFFICE ROOM / TYPE - B)
AC / VENTILATING GROUND FLOOR PLAN

Scale : 1 / 100

NOTE :

AC / VENTILATING AND PLUMBING / PIPING
LAYOUT PLAN FOR :

TYPE - A :

- MANGGARAI STATION
- JATINEGARA STATION
- BEKASI STATION

TYPE - B :

- MATRAMAN STATION
- KLENDER STATION
- BUARAN STATION
- KLENDER BARU STATION
- CAKUNG STATION
- KRANJI STATION

LOCATION SEE SITE PLAN ARCHITECT DWG

The Railway Electrification and
Double - double Tracking of
Java Main Line Project



DEPARTMENT PERKOMUNIKASIAN
MINISTRY OF COMMUNICATION
DIREKTORAT JENDERAL PERKONSTRUKSI BANGUNAN
DIREKTORAT JENDERAL LINDA KONSTRUKSI
Jalan Medan Merdeka Barat no. 8, Gedung A Lt. 11, 10121 - 200020 - 200027
J A R I

NOTE:
This detailed design has been executed by a team of
consultants as shown below in accordance with the
agreement between Japan International
Cooperation Agency (JICA) and JICA Study Team.

The copyright of this drawing rests with JICA.

Designed by:
Japan International Cooperation
Agency (JICA)
JICA Study Team:
Joint Venture of
Pacific Consultants International and
Japan Railway Technical Service

MECHANICAL

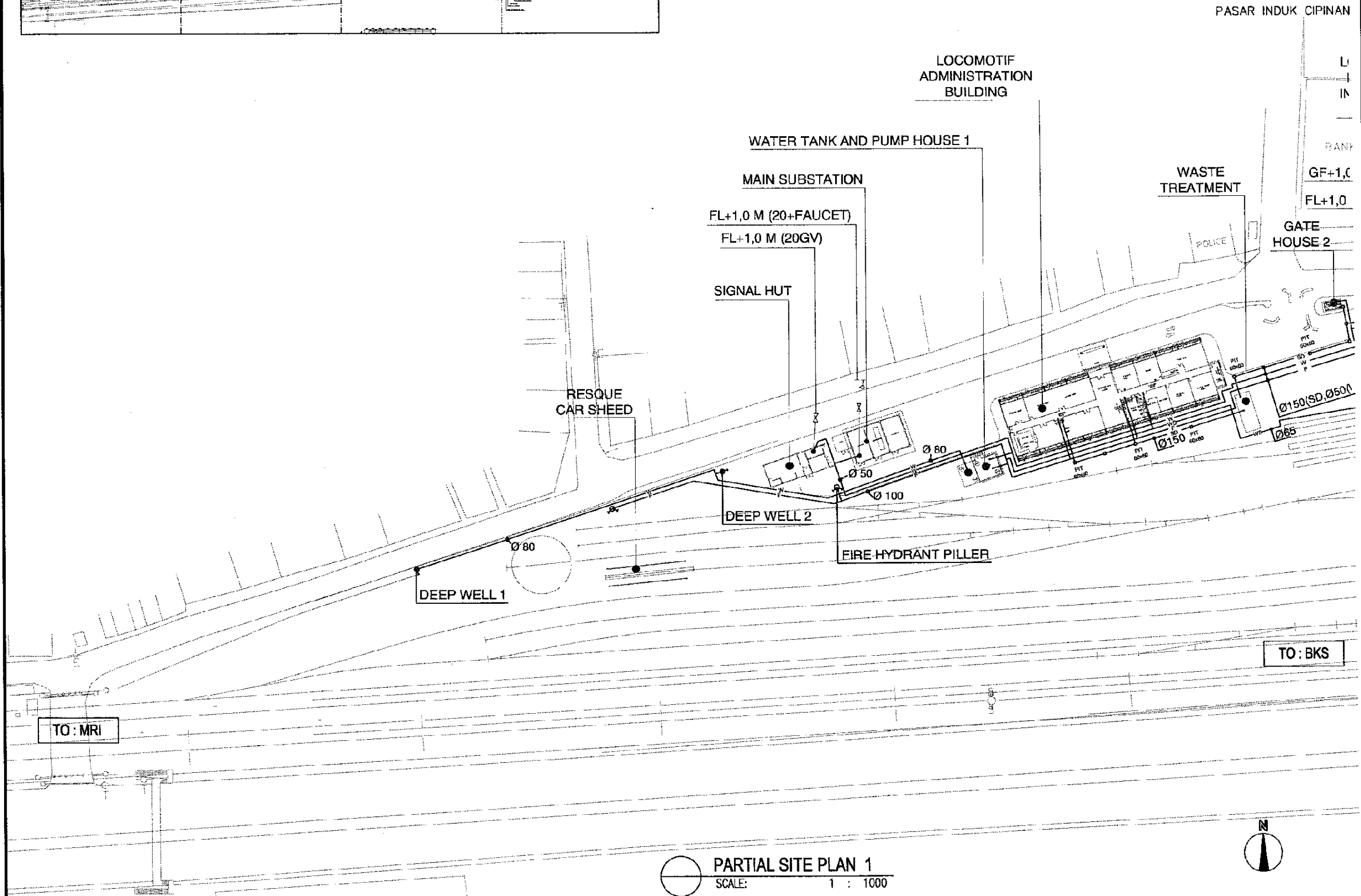
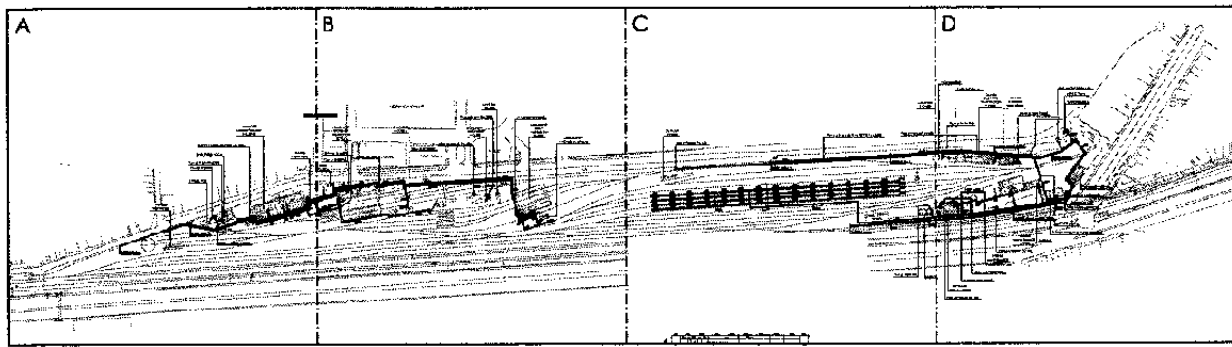
T.OPRT. RELATED FACILITIES

DATE 15/Jan/2005

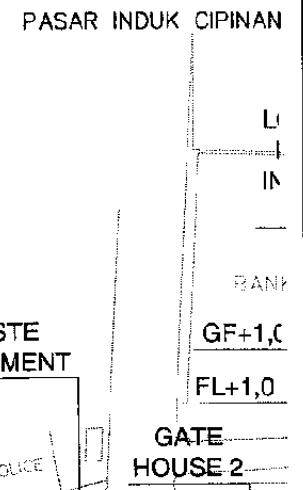
Drawing Title :

AC / VENTILATING AND
PIPING GROUND FLOOR
PLAN

Scale: A3/1:100 Drawing No.: AM - 28 - 001



PARTIAL SITE PLAN 1
SCALE: 1 : 1000



The Railway Electrification and Double - double Tracking of Java Main Line Project



DEPARTEMEN PERUBAHAN
KEMENTERIAN KOMUNIKASI
DIREKTORAT JENDERAL PERUBAHAN DARAT
DIREKTORAT JENDERAL LAYANAN KOMUNIKASI
Jalan Medan Merdeka Barat no.8 Gedung Raya 5.11 Jakarta-10110-300000
JAKARTA

Note:
This detailed design has been executed by a team of consultants as shown below in accordance with the agreement between Japan International Cooperation Agency (JICA) and JICA Study Team.
The copyright of this drawing rests with JICA.

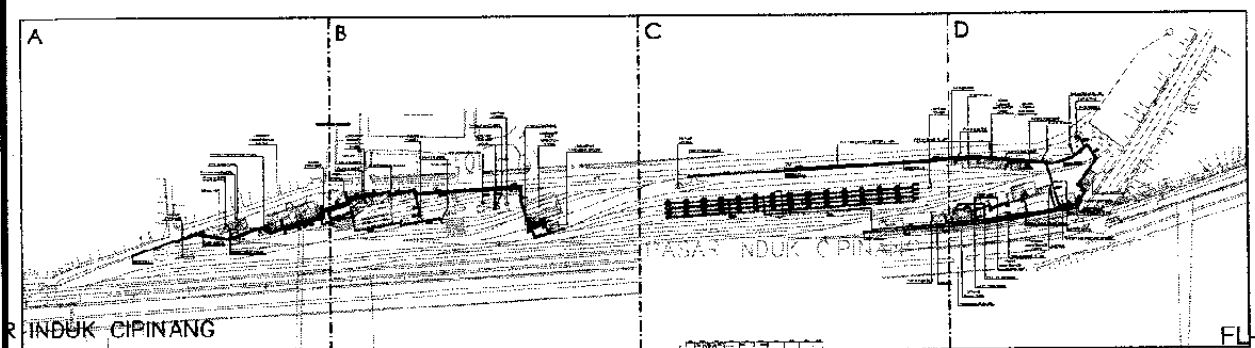
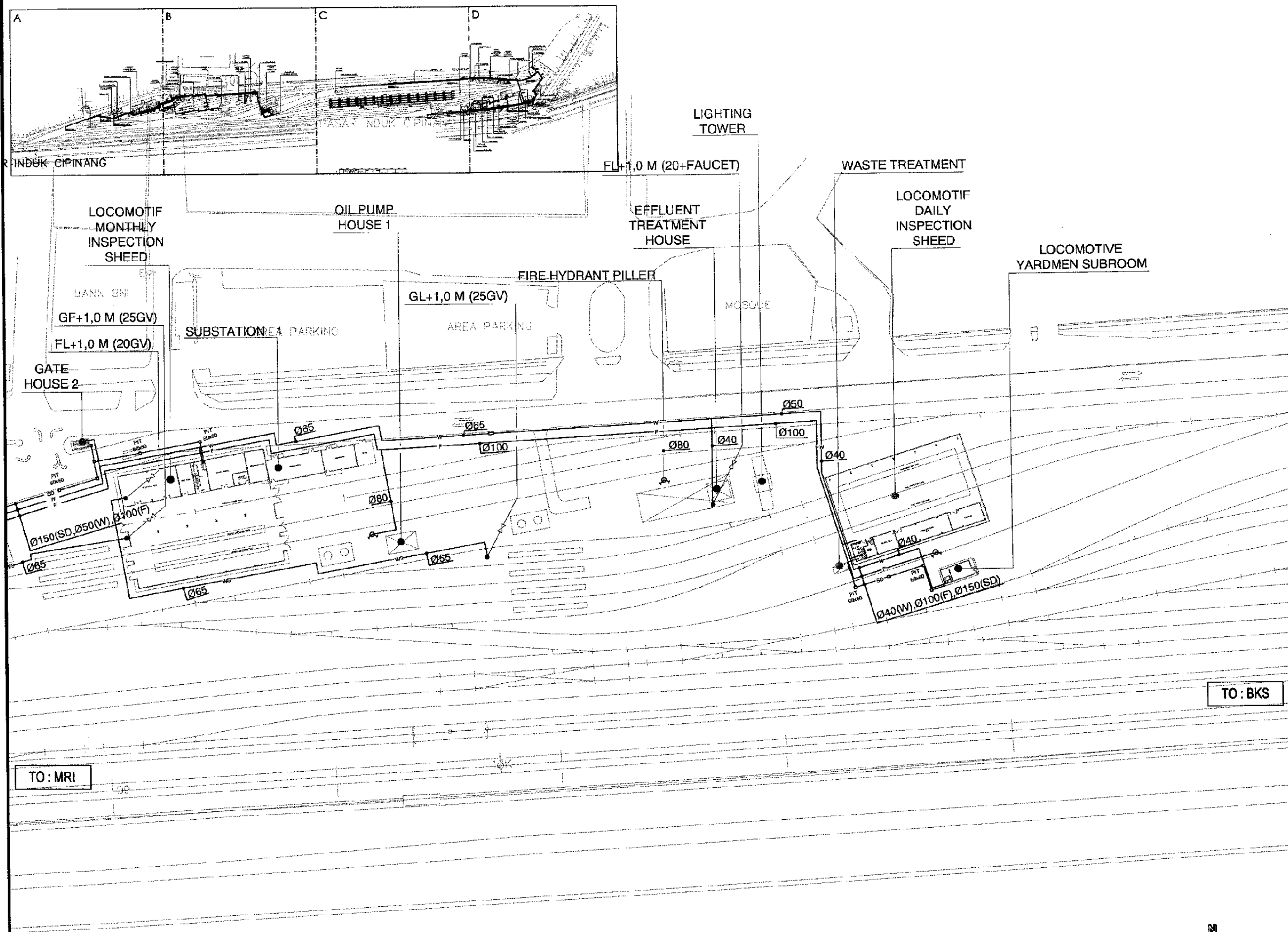
Designed by:
Japan International Cooperation Agency (JICA)
JICA Study Team:
Joint Venture of
Pacific Consultants International and
Japan Railway Technical Service

MECHANICAL
MASTER GENERAL SITE PLAN

DATE /MARCH/2005

Drawing Title :
PARTIAL PIPING PLAN 1

Scale: 1 : 1000 Drawing No.: AM - 29 - 001



TO : MRI

TO : BKS

PARTIAL SITE PLAN 2
SCALE: 1 : 1000

The Railway Electrification and Double - double Tracking of Java Main Line Project



DEPARTEMEN PERKOMUNIKASIAN
KEMENTERIAN KOMUNIKASI DAN INFORMATIKA
DIREKTORAT JENDERAL PERKOMUNIKASIAN DARAT
DIREKTORAT JENDERAL PERKOMUNIKASIAN DARAT
Jalan Medan Merdeka Barat no.8 Gedung Korya R.I.II Rp.021-3000206-3000077
JAKARTA

Note:
This detailed design has been executed by a team of consultants as shown below in accordance with the agreement between Japan International Cooperation Agency (JICA) and JICA Study Team.
The copyright of this drawing rests with JICA.

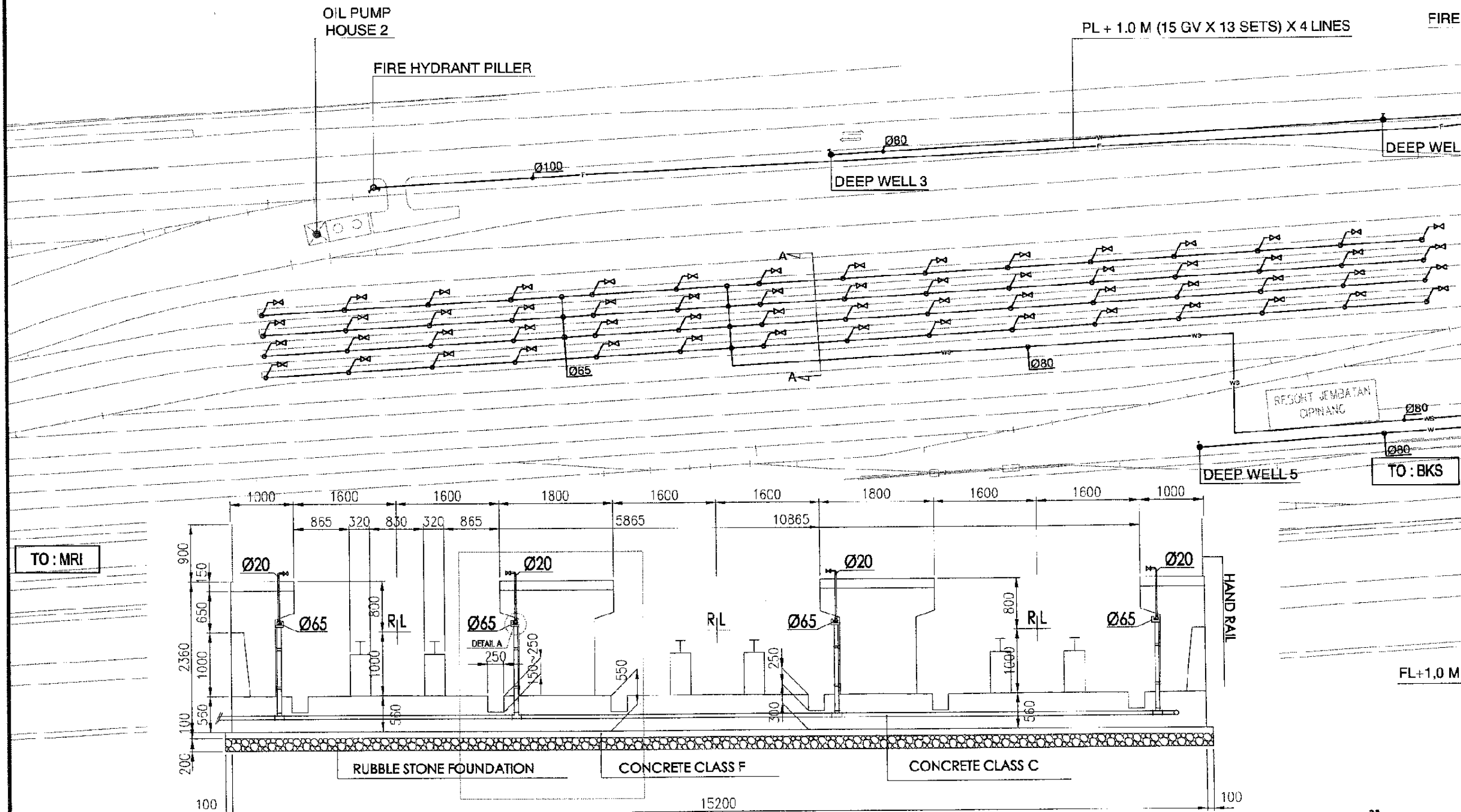
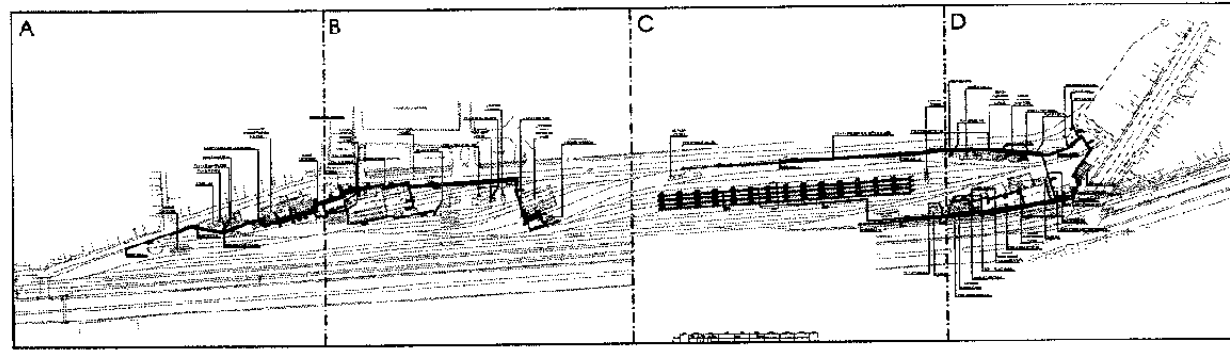
Designed by:
Japan International Cooperation Agency (JICA)
JICA Study Team:
Joint Venture of Pacific Consultants International and Japan Railway Technical Service

MECHANICAL
MASTER GENERAL SITE PLAN

DATE /MARCH/2005

Drawing Title :
PARTIAL PIPING PLAN 2

Scale: 1 : 1000 Drawing No: AM - 29 - 002



PARTIAL SITE PLAN 3
SCALE: 1 : 1000

SECTION A - A
SCALE 1 : 80



The Railway Electrification and
Double - double Tracking of
Java Main Line Project



DEPARTEMEN PERKOMUNIKASIAN
KEMENTERIAN KOMUNIKASI DAN
INFORMASI
DIREKTORAT JENDERAL PERKOMUNIKASIAN DARAT
DIREKTORAT JENDERAL PERKOMUNIKASIAN DARAT
Jalan Medan Merdeka Barat No. 8, Gedung Kerya B-11, 10110-350028-350035
JAKARTA

Note:
This detailed design has been executed by a team of
consultants as shown below in accordance with the
agreement between Japan International
Cooperation Agency (JICA) and JICA Study Team.
The copyright of this drawing rests with JICA.

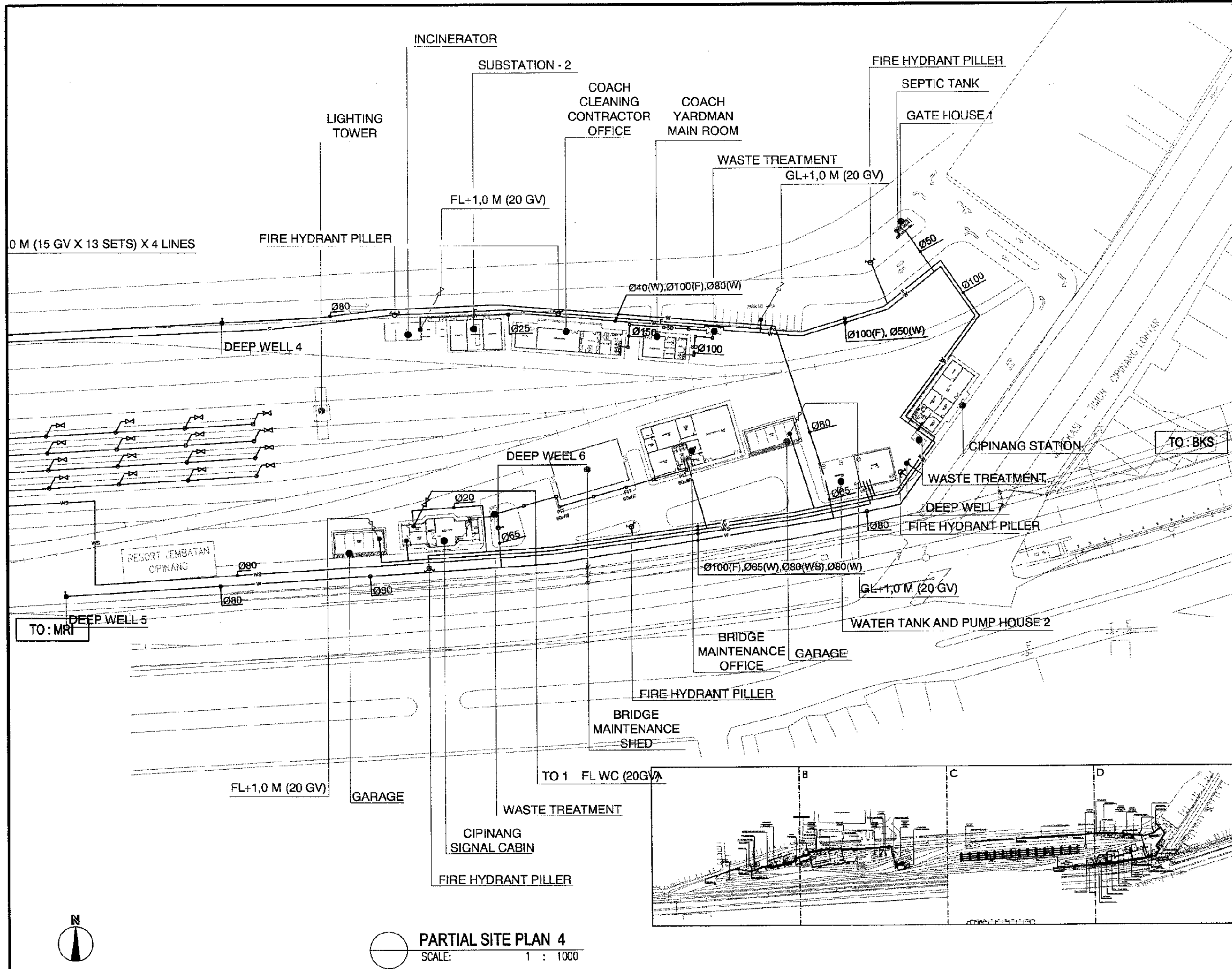
Designed by:
Japan International Cooperation
Agency (JICA)
JICA Study Team:
Joint Venture of
Pacific Consultants International and
Japan Railway Technical Service

MECHANICAL
MASTER GENERAL SITE
PLAN

DATE /MARCH/ 2005

Drawing Title :
PARTIAL PIPING
PLAN 3

Scale: 1 : 1000
Drawing No.: AM - 29 - 003



The Railway Electrification and Double - double Tracking of Java Main Line Project



Note:
This detailed design has been executed by a team of consultants as shown below in accordance with the agreement between Japan International Cooperation Agency (JICA) and JICA Study Team.
The copyright of this drawing rests with JICA.

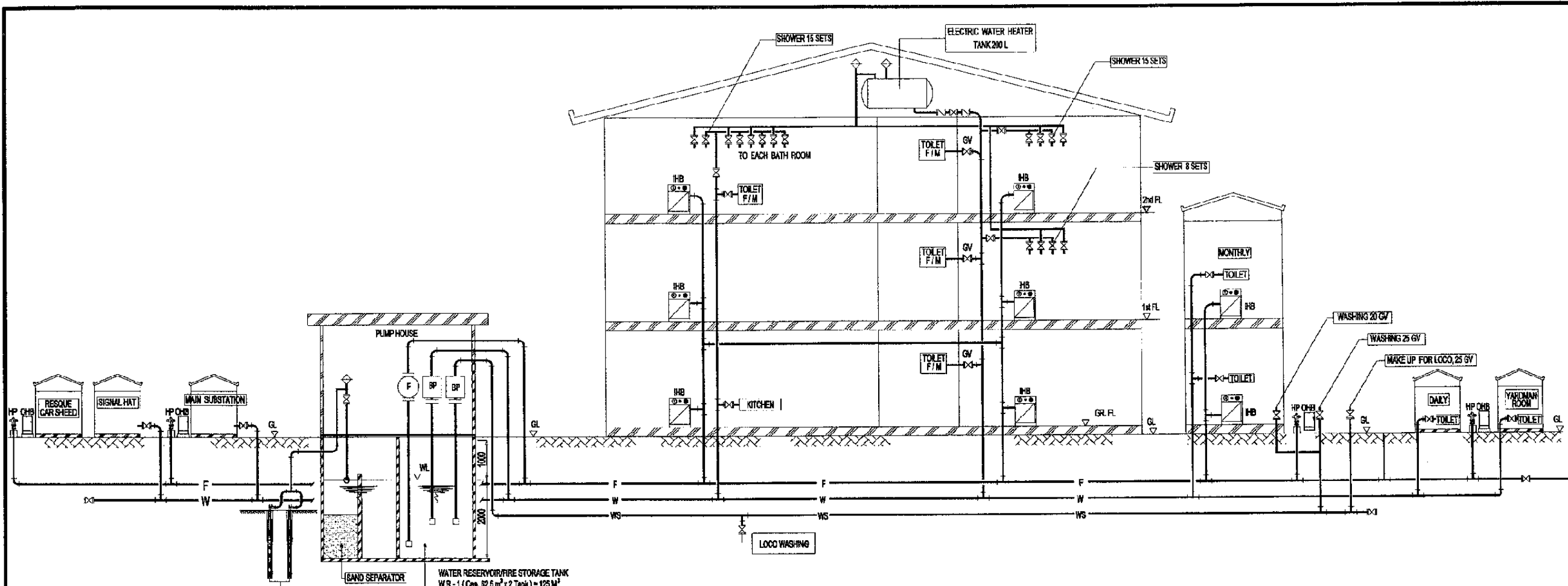
Designed by:
Japan International Cooperation Agency (JICA)
JICA Study Team:
Joint Venture of Pacific Consultants International and Japan Railway Technical Service

MECHANICAL
MASTER GENERAL SITE PLAN

DATE /MARCH/ 2005

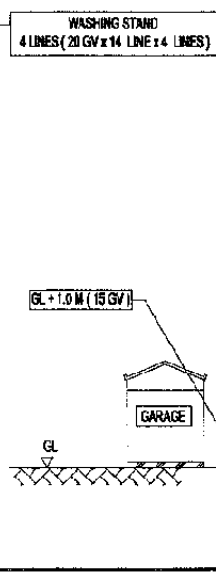
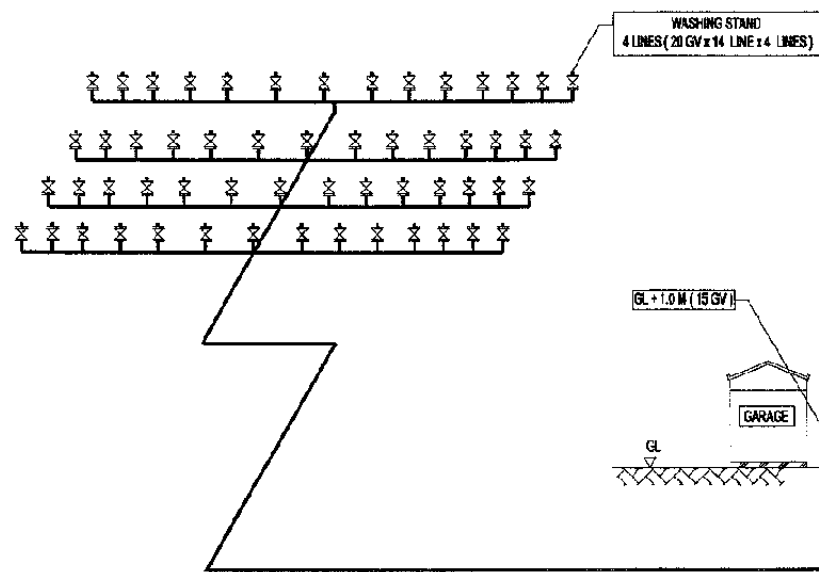
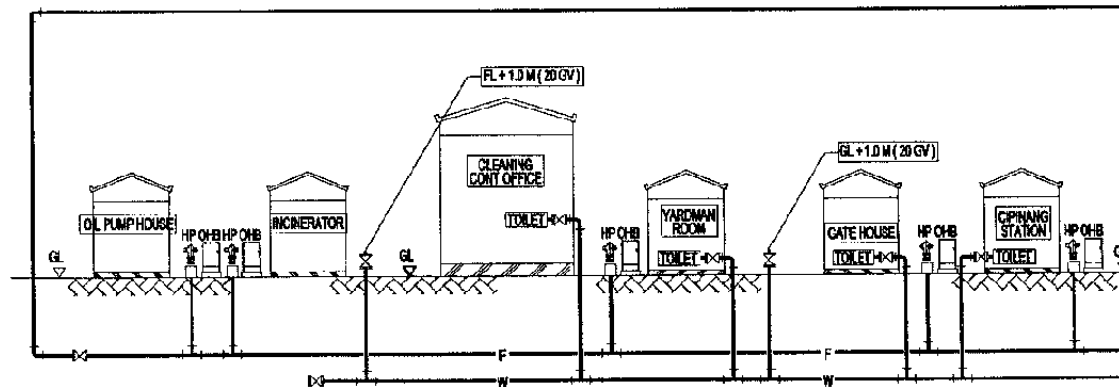
Drawing Title :
PARTIAL PIPING PLAN 4

Scale: 1:1000 Drawing No: AM - 29 - 004



SCHMATIC WATER SUPPLY, FIRE HYDRANT AND DRAINAGE SYSTEM

SCALE: NTS



The Railway Electrification and Double - double Tracking of Java Main Line Project



DEPARTEMEN PERUBURANGAN
KEMENTERIAN KOMUNIKASI DAN INFORMATIKA
DIREKTORAT JENDERAL PERUBURANGAN DARAT
DIREKTORAT JENDERAL LINTAS KONSTRUKSI
Jalan Medan Merdeka Barat no. 8, Gedung B, Lt. 11, Jakarta - 10110

Note:
This detailed design has been executed by a team of consultants as shown below in accordance with the agreement between Japan International Cooperation Agency (JICA) and JICA Study Team.
The copyright of this drawing rests with JICA.

Designed by:
Japan International Cooperation Agency (JICA)
JICA Study Team:
Joint Venture of Pacific Consultants International and Japan Railway Technical Service

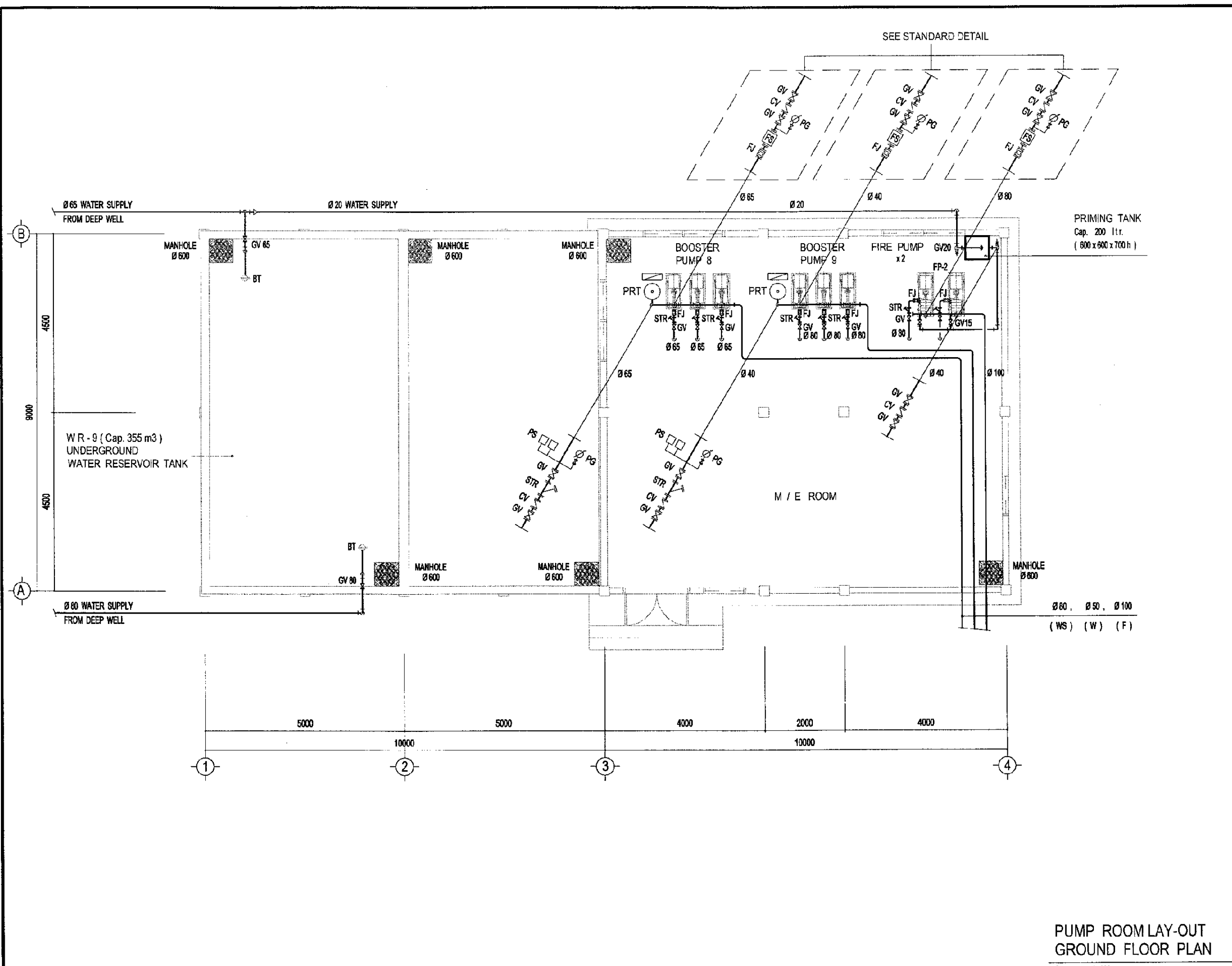
MECHANICAL

MASTER GENERAL SITE PLAN

DATE / MARCH / 2005

Drawing Title :
SCHMATIC WATER SUPPLY, FIRE HYDRANT AND DRAINAGE SYSTEM

Scale: NTS Drawing No.: AM-29-005



**PUMP ROOM LAY-OUT
GROUND FLOOR PLAN**

Scale : 1 / 100

The Railway Electrification and
Double - double Tracking of
Java Main Line Project



Note:
This detailed design has been executed by a team of
consultants as shown below in accordance with the
agreement between Japan International
Cooperation Agency (JICA) and JICA Study Team.

The copyright of this drawing rests with JICA.

Designed by:
Japan International Cooperation
Agency (JICA)
JICA Study Team:
Joint Venture of
Pacific Consultants International and
Japan Railway Technical Service

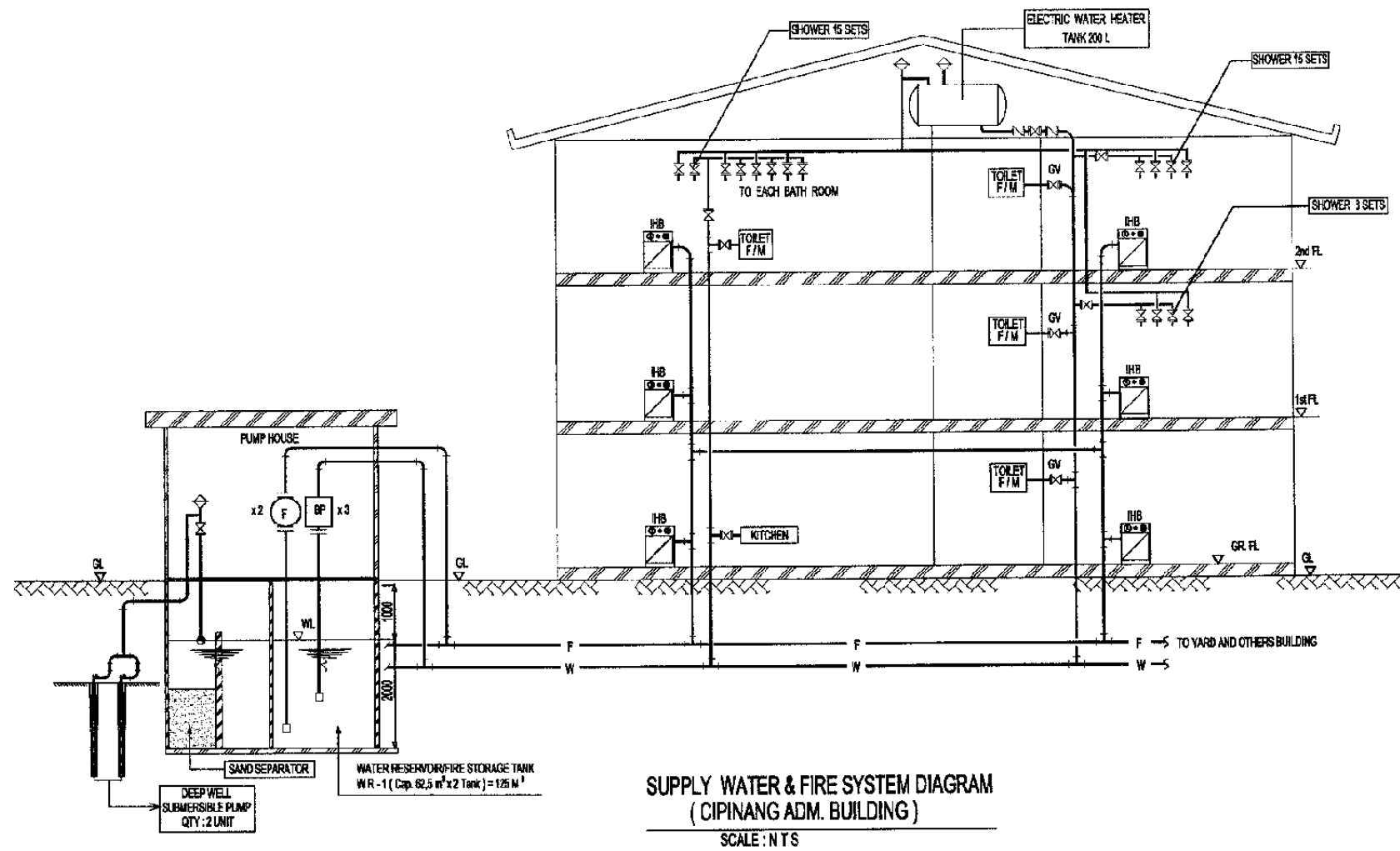
MECHANICAL

CIPINANG DEPOT

DATE /MARCH/ 2005

Drawing Title :
PUMP ROOM LAY-OUT

Scale: 1:100 Drawing No.: AM - 29 - 006



The Railway Electrification and Double - double Tracking of Java Main Line Project



Note:
This detailed design has been executed by a team of consultants as shown below in accordance with the agreement between Japan International Cooperation Agency (JICA) and JICA Study Team.
The copyright of this drawing rests with JICA.

Designed by:
Japan International Cooperation Agency (JICA)
JICA Study Team:
Joint Venture of Pacific Consultants International and Japan Railway Technical Service

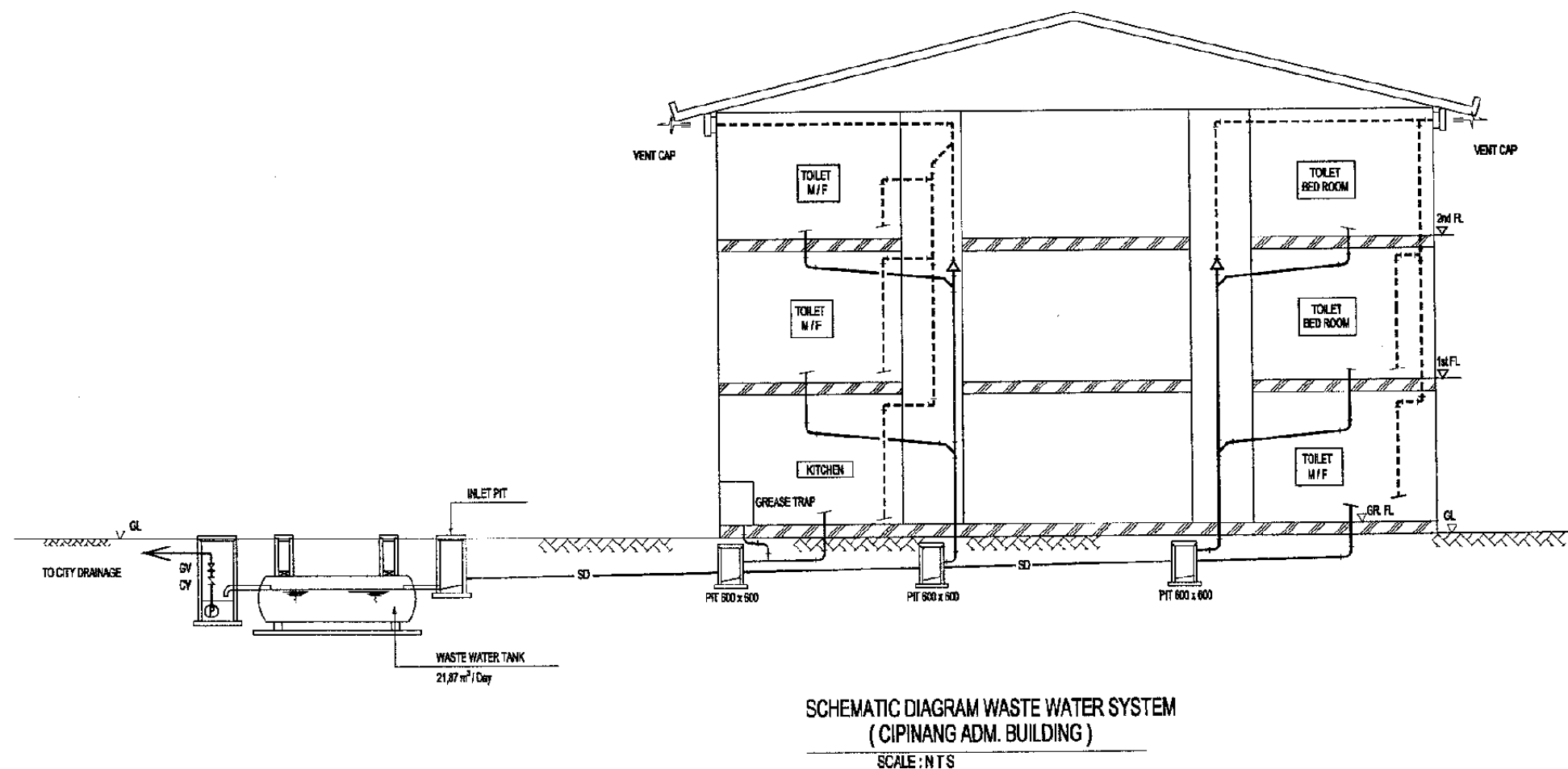
MECHANICAL

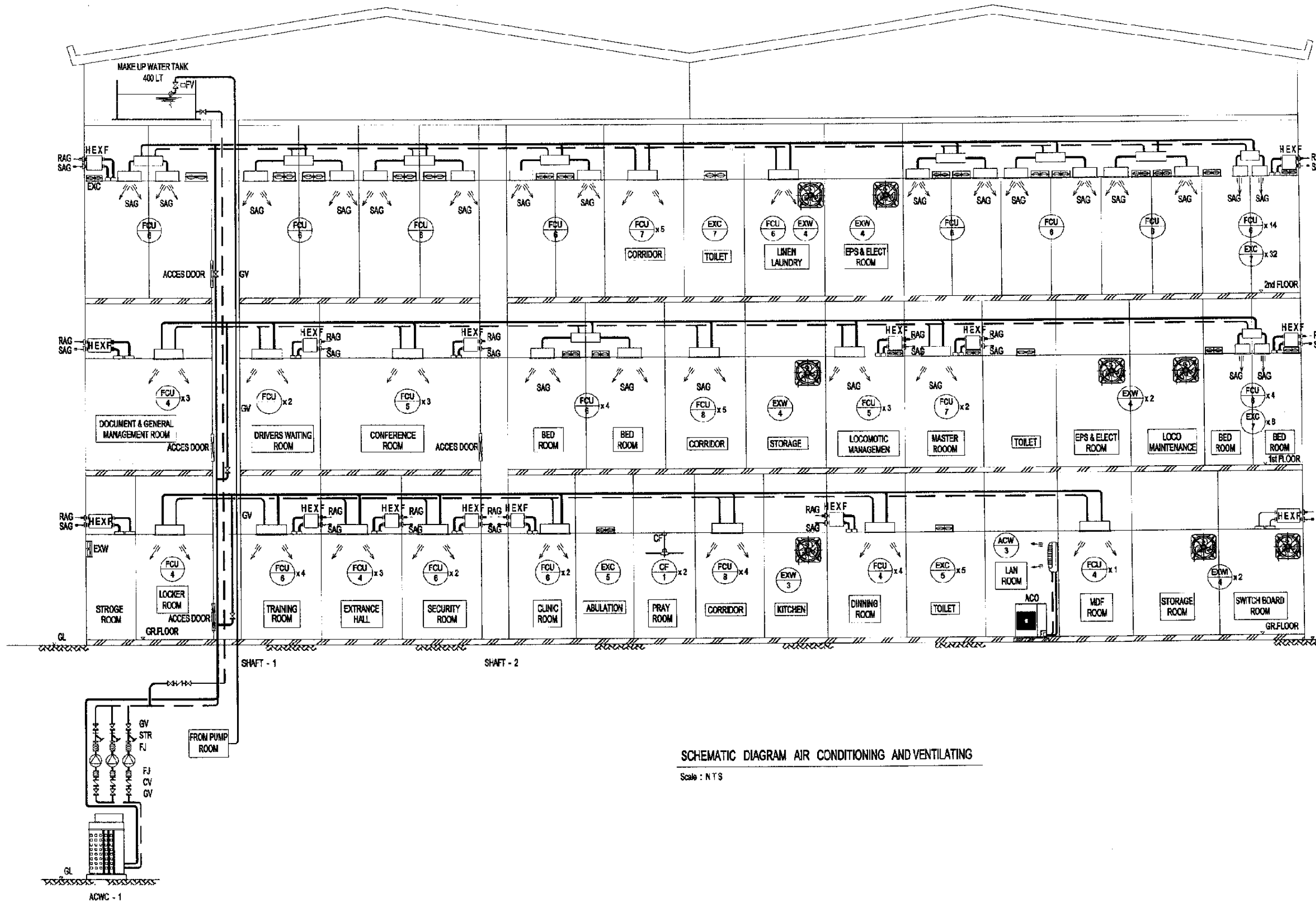
ADMINISTRATION BLD.

DATE / MARCH / 2005

Drawing Title :
SCHEMATIC DIAGRAM PIPING

Scale: N T S Drawing No.: AM - 30 - 001





SCHEMATIC DIAGRAM AIR CONDITIONING AND VENTILATING
Scale : N T S

The Railway Electrification and Double - double Tracking of Java Main Line Project



DEPARTMENT OF TRANSPORTATION
MINISTRY OF COMMUNICATION AND INFORMATION TECHNOLOGY
DIRECTORATE GENERAL OF LAND COMMUNICATION
Jalan Medan Merdeka Barat No. 11 Gedung Korpri Lt. 11 10111-200020-200020
JAKARTA

Note:
This detailed design has been executed by a team of consultants as shown below in accordance with the agreement between Japan International Cooperation Agency (JICA) and JICA Study Team.
The copyright of this drawing rests with JICA.

Designed by:
Japan International Cooperation Agency (JICA)
JICA Study Team:
Joint Venture of
Pacific Consultants International and
Japan Railway Technical Service

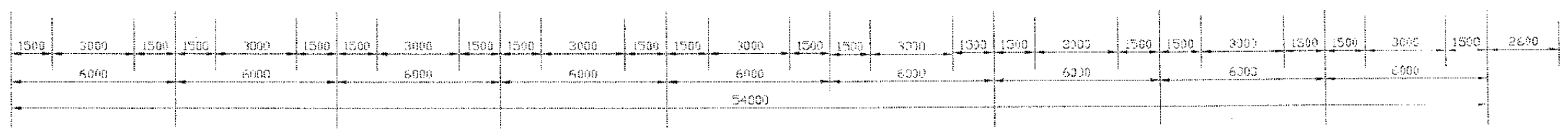
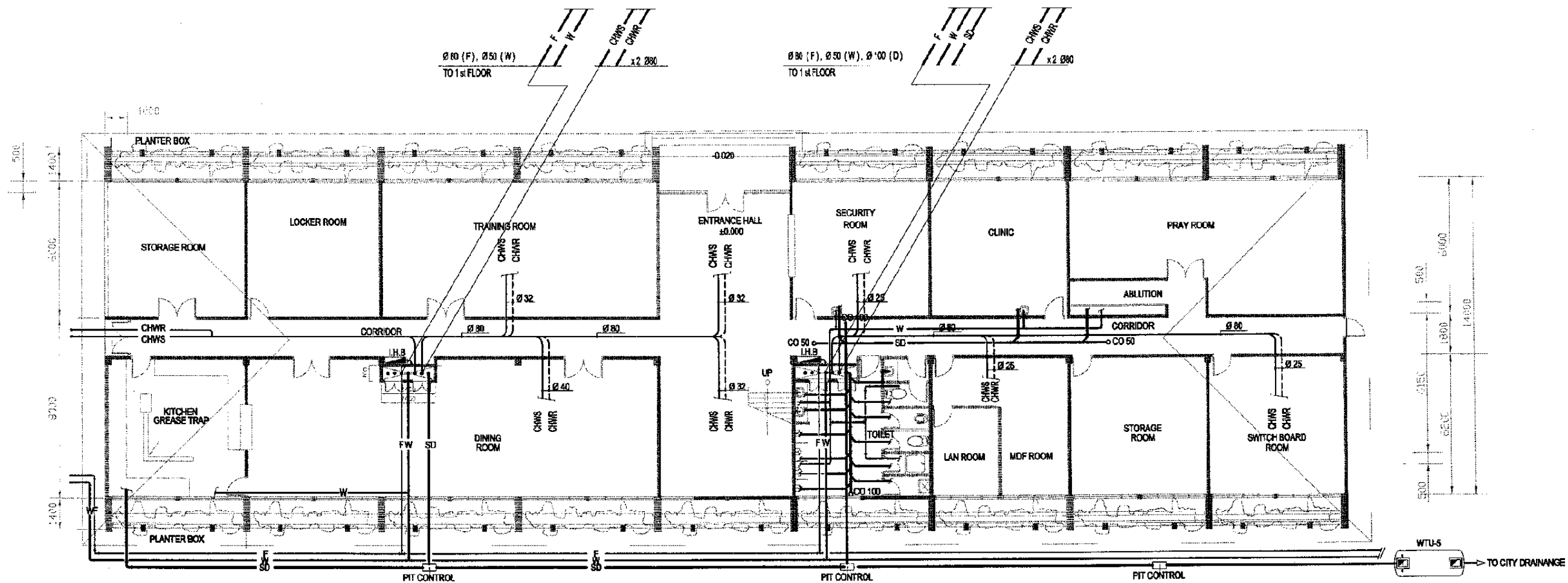
MECHANICAL

ADMINISTRATION BLD.

DATE / MARCH/ 2005

Drawing Title :
SCHEMATIC DIAGRAM
AIR CONDITIONING
AND VENTILATING

Scale: NTS Drawing No.: AM - 30- 002



1 GROUND FLOOR PLAN
SCALE: 1 : 200

The Railway Electrification and Double - double Tracking of Java Main Line Project



DEPARTMENT PERUMBUHAN
MINISTRY OF COMMUNICATIONS
DIREKTORAT JENJANG PERUMBUHAN DARAT
DIREKTORAT JENJANG LANS KOMUNIKASI
Jalan Medan Merdeka Barat no.8 Gedung Karya Lt.11 Jakarta-10110
J A R A T A

Note:
This detailed design has been executed by a team of consultants as shown below in accordance with the agreement between Japan International Cooperation Agency (JICA) and JICA Study Team.
The copyright of this drawing rests with JICA.

Designed by:
Japan International Cooperation Agency (JICA)
JICA Study Team:
Joint Venture of
Pacific Consultants International and
Japan Railway Technical Service

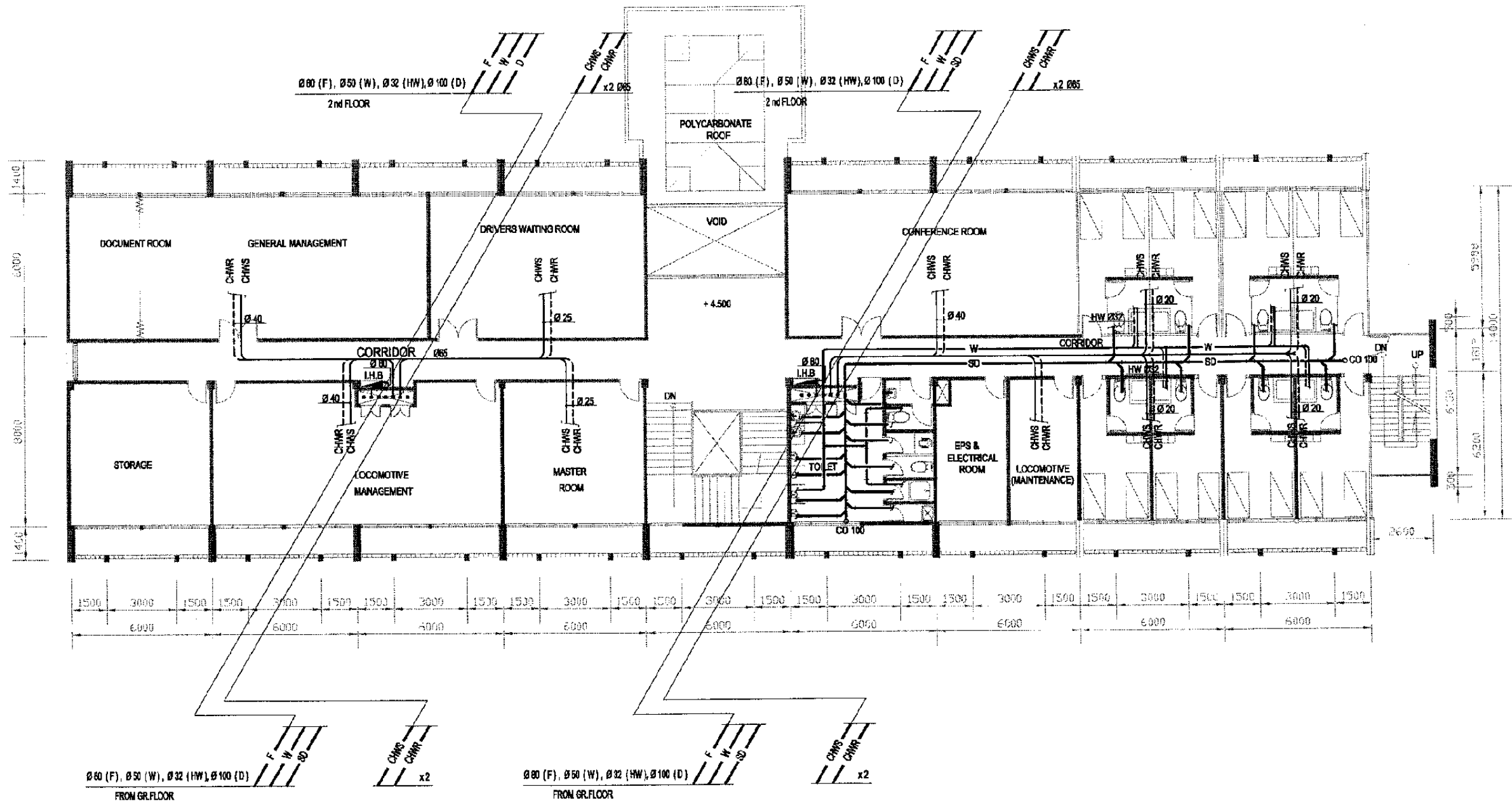
MECHANICAL

ADMINISTRATION BLD.

DATE / MARCH / 2005

Drawing Title :
PIPING
GROUND FLOOR PLAN

Scale: 1 : 200 Drawing No.: AM - 30 - 003



2 FIRST FLOOR PLAN
SCALE: 1 : 200

The Railway Electrification and Double - double Tracking of Java Main Line Project



DEPARTEMEN PERKOMUNIKASIAN
KEMENTERIAN KOMUNIKASIAN
DIREKTORAT JENDERAL PERBUKTIAN SARAN
DIREKTORAT CABANG TEKNIK KONSTRUKSI
Jalan Medan Merdeka Barat No. 10, Gedung 11/11 Lt. 11-12/12-13/12-14
JAKARTA

Note:
This detailed design has been executed by a team of consultants as shown below in accordance with the agreement between Japan International Cooperation Agency (JICA) and JICA Study Team.
The copyright of this drawing rests with JICA.

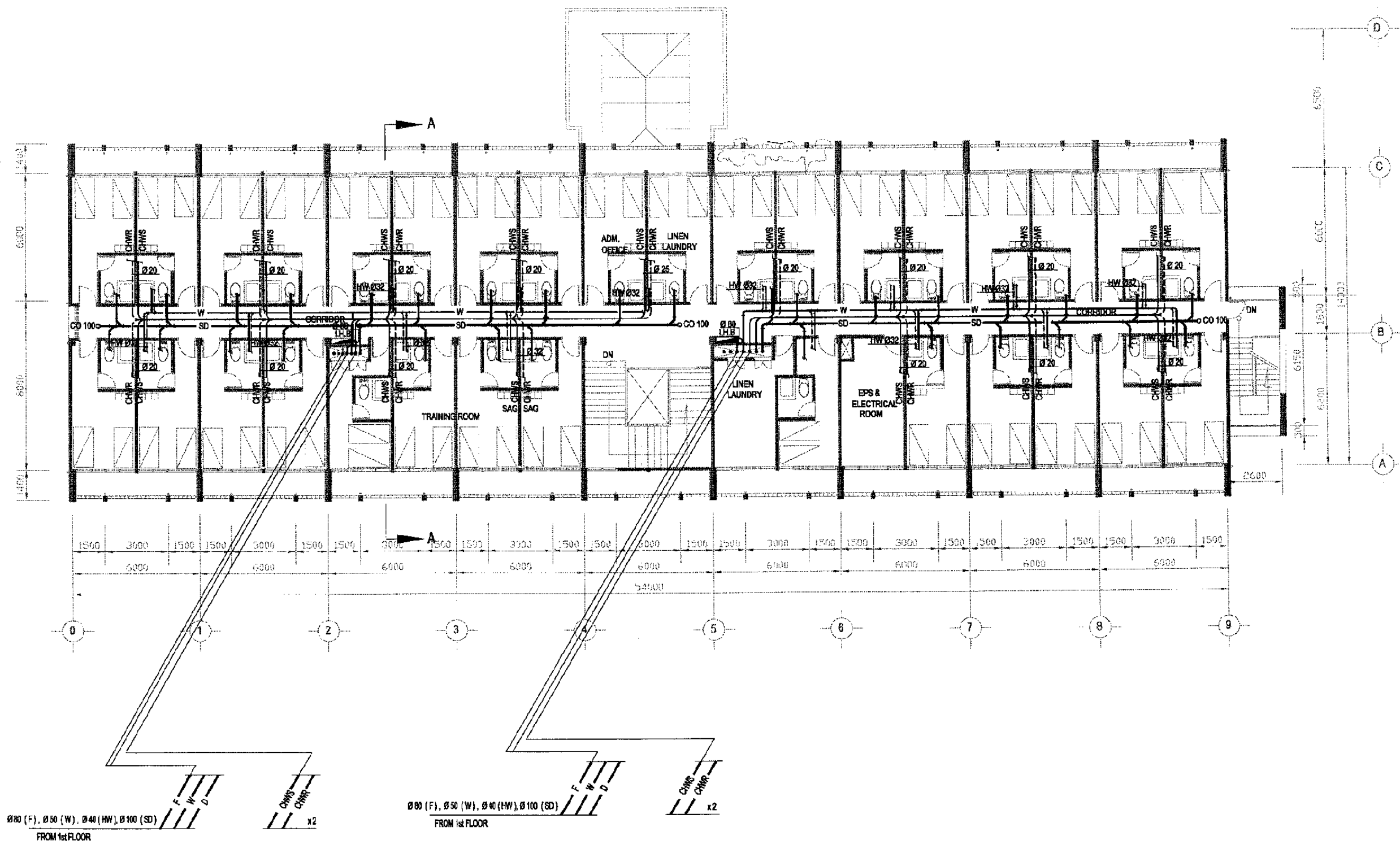
Designed by:
Japan International Cooperation Agency (JICA)
JICA Study Team:
Joint Venture of Pacific Consultants International and Japan Railway Technical Service

MECHANICAL
ADMINISTRATION BLD.

DATE / MARCH / 2005

Drawing Title :
PIPING
1st FLOOR PLAN

Scale: 1 : 200 Drawing No.: AM - 30 - 004



3 SECOND FLOOR PLAN
SCALE: 1 : 200

The Railway Electrification and Double - double Tracking of Java Main Line Project



Note:
This detailed design has been executed by a team of consultants as shown below in accordance with the agreement between Japan International Cooperation Agency (JICA) and JICA Study Team.
The copyright of this drawing rests with JICA.

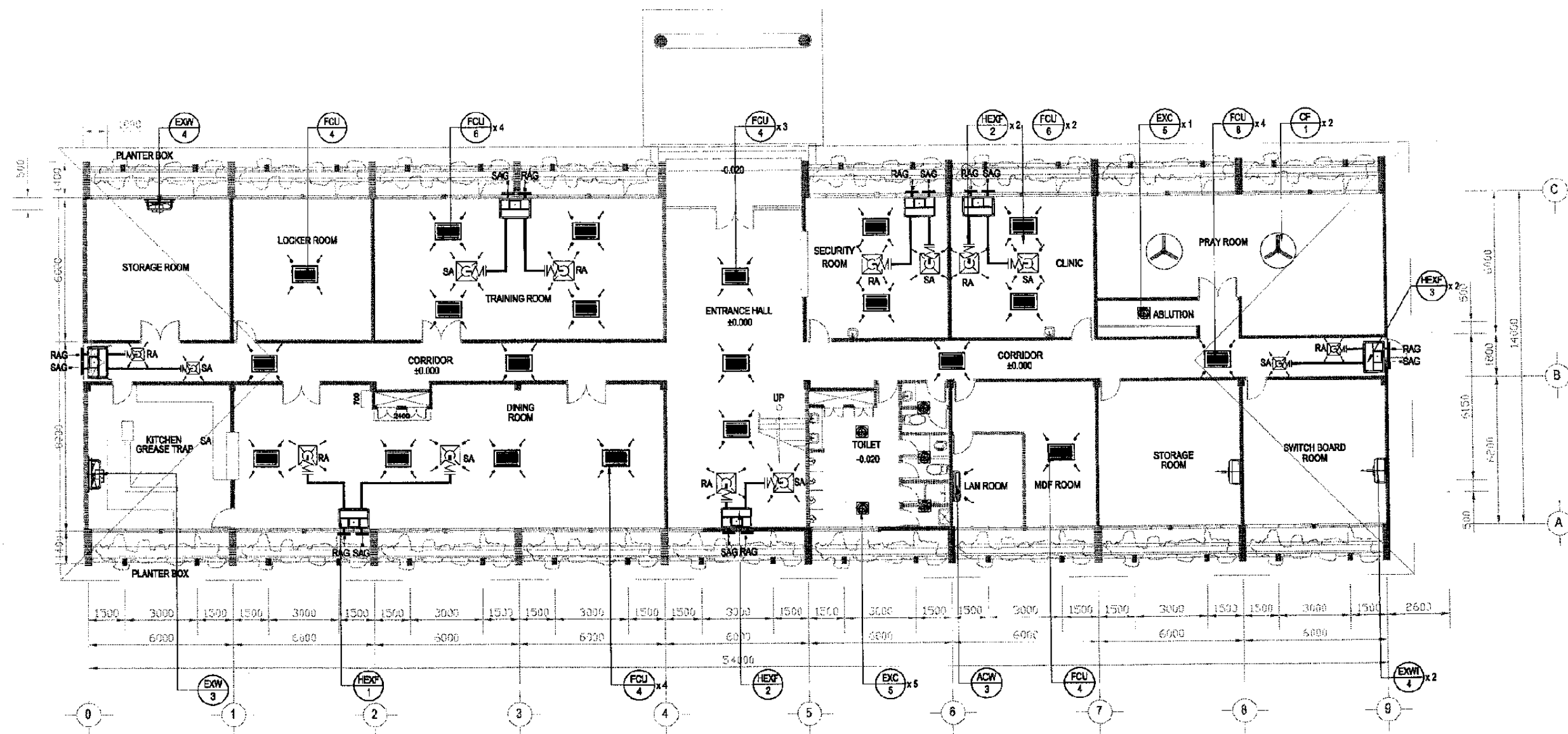
Designed by:
Japan International Cooperation Agency (JICA)
JICA Study Team:
Joint Venture of Pacific Consultants International and Japan Railway Technical Service

MECHANICAL
ADMINISTRATION BLD.

DATE / MARCH/ 2005

Drawing Title :
PIPING
2 nd FLOOR PLAN

Scale: 1 : 200
Drawing No.: AM - 30 - 005



1 GROUND FLOOR PLAN
SCALE: 1 : 200

The Railway Electrification and Double - double Tracking of Java Main Line Project



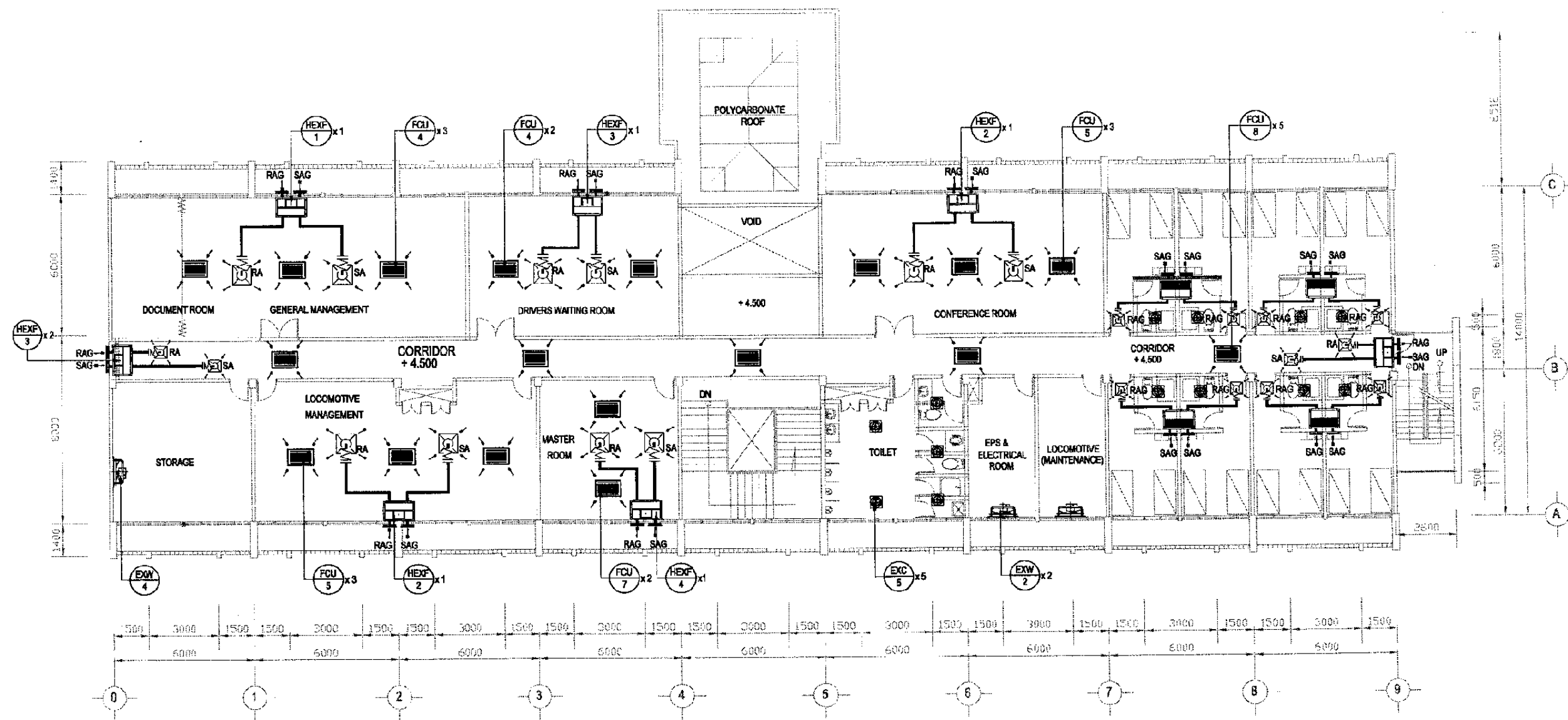
Note:
This detailed design has been executed by a team of consultants as shown below in accordance with the agreement between Japan International Cooperation Agency (JICA) and JICA Study Team.
The copyright of this drawing rests with JICA.

Designed by:
Japan International Cooperation Agency (JICA)
JICA Study Team:
Joint Venture of Pacific Consultants International and Japan Railway Technical Service

MECHANICAL
ADMINISTRATION BLD.
DATE / MARCH / 2005

Drawing Title :
AIR CONDITIONING
GROUND FLOOR PLAN

Scale: 1 : 200 Drawing No: AM - 30 - 006



2 FIRST FLOOR PLAN
SCALE: 1 : 200

The Railway Electrification and Double - double Tracking of Java Main Line Project



DEPARTEMEN KOMUNIKASI
KEMENTERIAN KOMUNIKASI DAN INFORMATIKA
DIREKTORAT JENJANG PERSURBUKARAN RASMI
DIREKTORAT TEKNIK DAN PERENCANAAN
Jalan Medan Merdeka Barat no.8 Gedung C-111 Jakarta - 10110
JAKARTA

Note:
This detailed design has been executed by a team of consultants as shown below in accordance with the agreement between Japan International Cooperation Agency (JICA) and JICA Study Team.
The copyright of this drawing rests with JICA.

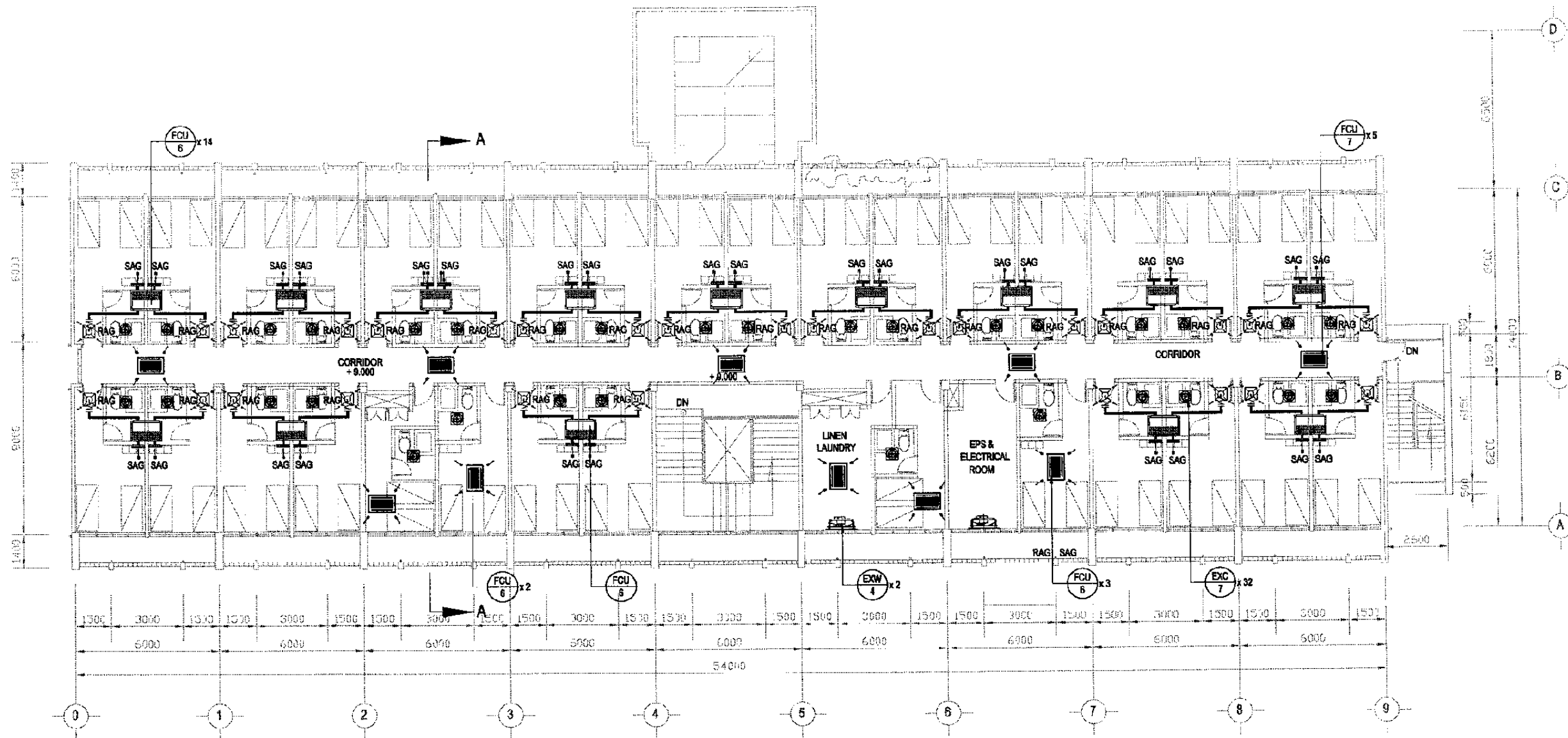
Designed by:
Japan International Cooperation Agency (JICA)
JICA Study Team:
Joint Venture of Pacific Consultants International and Japan Railway Technical Service

MECHANICAL
ADMINISTRATION BLD.

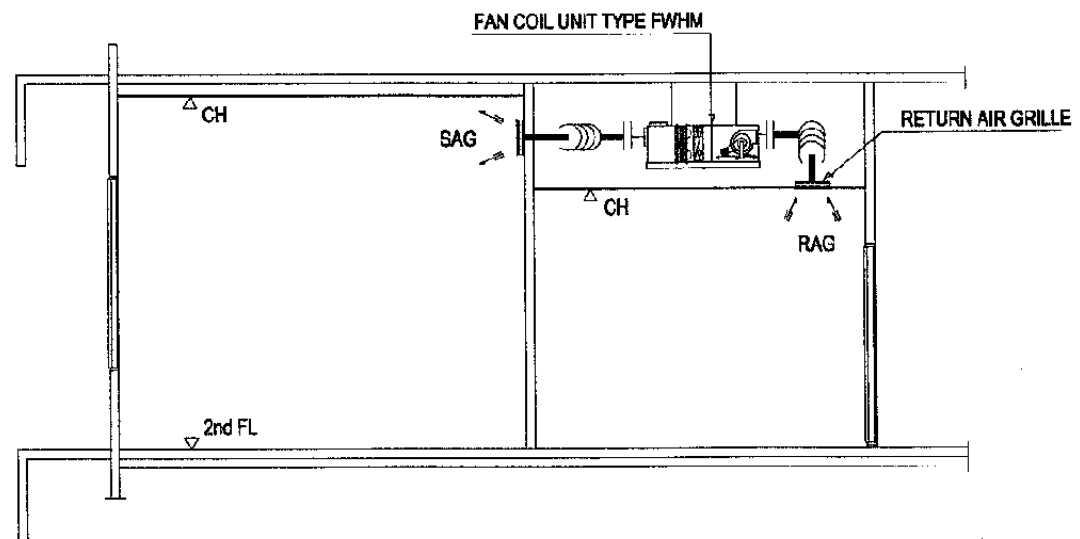
DATE /MARCH / 2005

Drawing Title :
AIR CONDITIONING
1 st FLOOR PLAN

Scale: 1 : 200 Drawing No.: AM - 30 - 007



3 SECOND FLOOR PLAN
SCALE: 1 : 200



SECTION A - A
NTS

The Railway Electrification and Double - double Tracking of Java Main Line Project



DEPARTMENT PERBURUANGAN
MINISTERI KOMUNIKASI DAN PERBURUANGAN DARAT
DIREKTORAT JENDERAL PERBURUANGAN DARAT
DIREKTORAT TEKNIKAL PERBURUANGAN DARAT
Jalan Medan Merdeka Barat No. 11 Jakarta 10110 Telp. (021) 320628-320629
JAKARTA

Note:
This detailed design has been executed by a team of consultants as shown below in accordance with the agreement between Japan International Cooperation Agency (JICA) and JICA Study Team.

The copyright of this drawing rests with JICA.

Designed by:
Japan International Cooperation Agency (JICA)
JICA Study Team:
Joint Venture of Pacific Consultants International and Japan Railway Technical Service

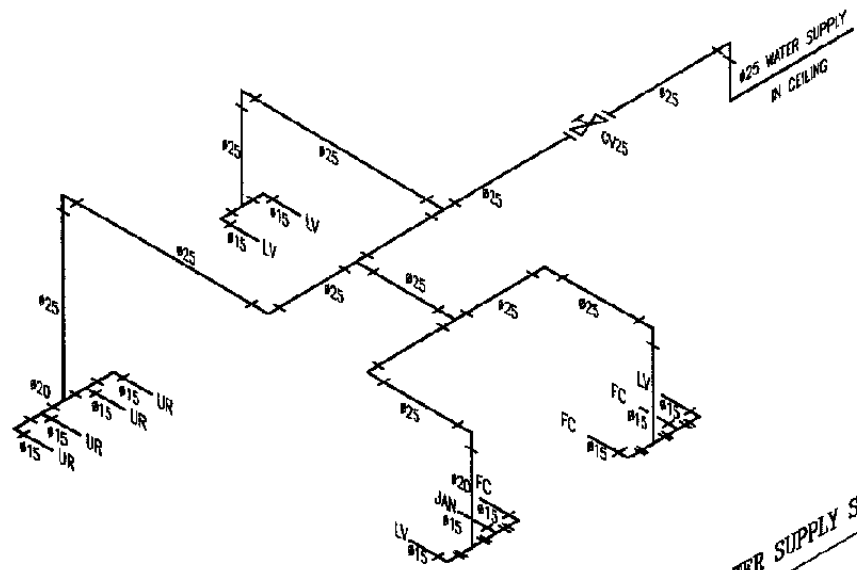
MECHANICAL

ADMINISTRATION BLD.

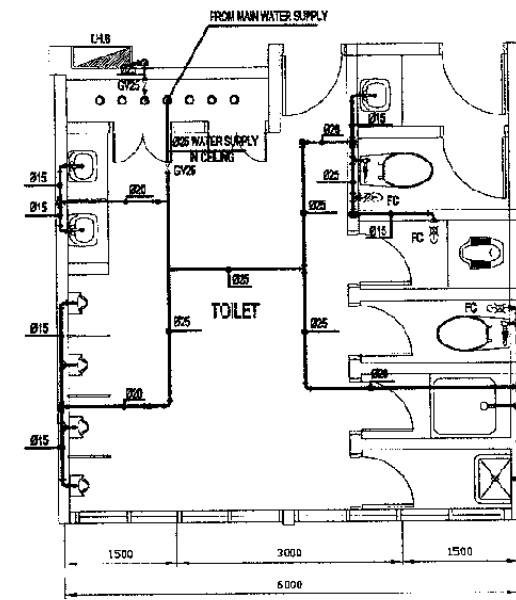
DATE / MARCH / 2005

Drawing Title :
AIR CONDITIONING
2 nd FLOOR PLAN

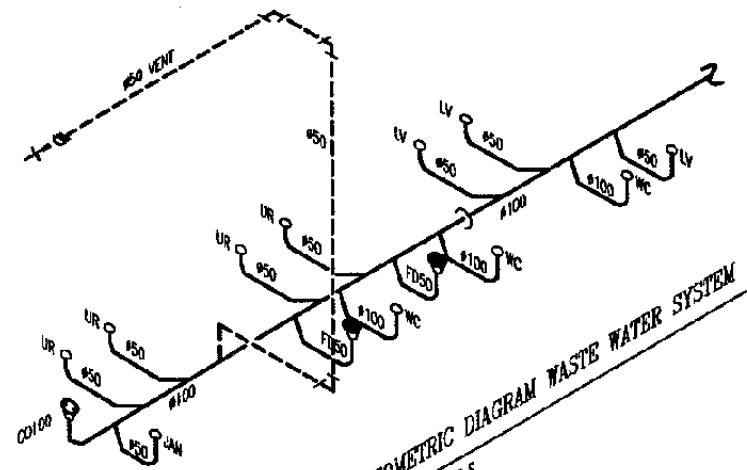
Scale: 1 : 200 Drawing No.: AM - 30 - 008



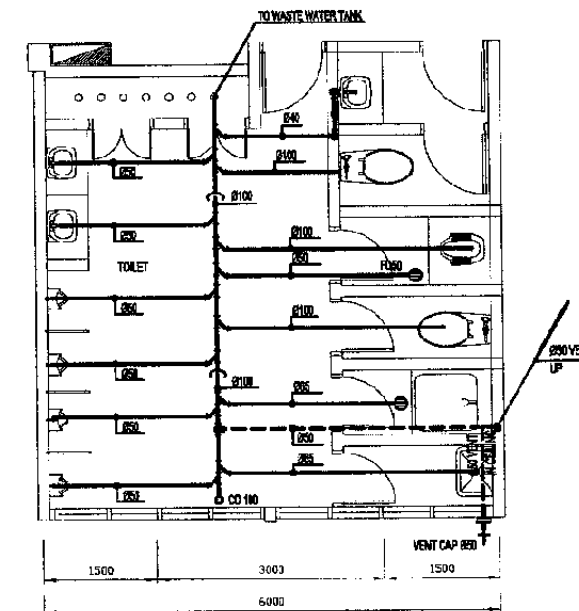
ISOMETRIC DIAGRAM WATER SUPPLY SYSTEM
Scale : N T S



WATER SUPPLY PLAN GROUND FLOOR
Scale : 1:100



ISOMETRIC DIAGRAM WASTE WATER SYSTEM
Scale : N T S



TOILET PIPING PLAN GROUND FLOOR
Scale : 1:100

The Railway Electrification and
Double - double Tracking of
Java Main Line Project



DEPARTMENT PERKORPORAN
MINISTERI KOMUNIKASI
DIREKTORAT JERAM, PERKORPORAN BARU
TEKNIKAL DAN MANAJEMEN KONSTRUKSI
Jalan Menter Hoeslye Sorel mall Gedung Lantai 11/11 Rp.121-300000-350000
JAKARTA

Note:
This detailed design has been executed by a team of
consultants as shown below in accordance with the
agreement between Japan International
Cooperation Agency (JICA) and JICA Study Team.

The copyright of this drawing rests with JICA.

Designed by:
Japan International Cooperation
Agency (JICA)
JICA Study Team:
Joint Venture of
Pacific Consultants International and
Japan Railway Technical Service

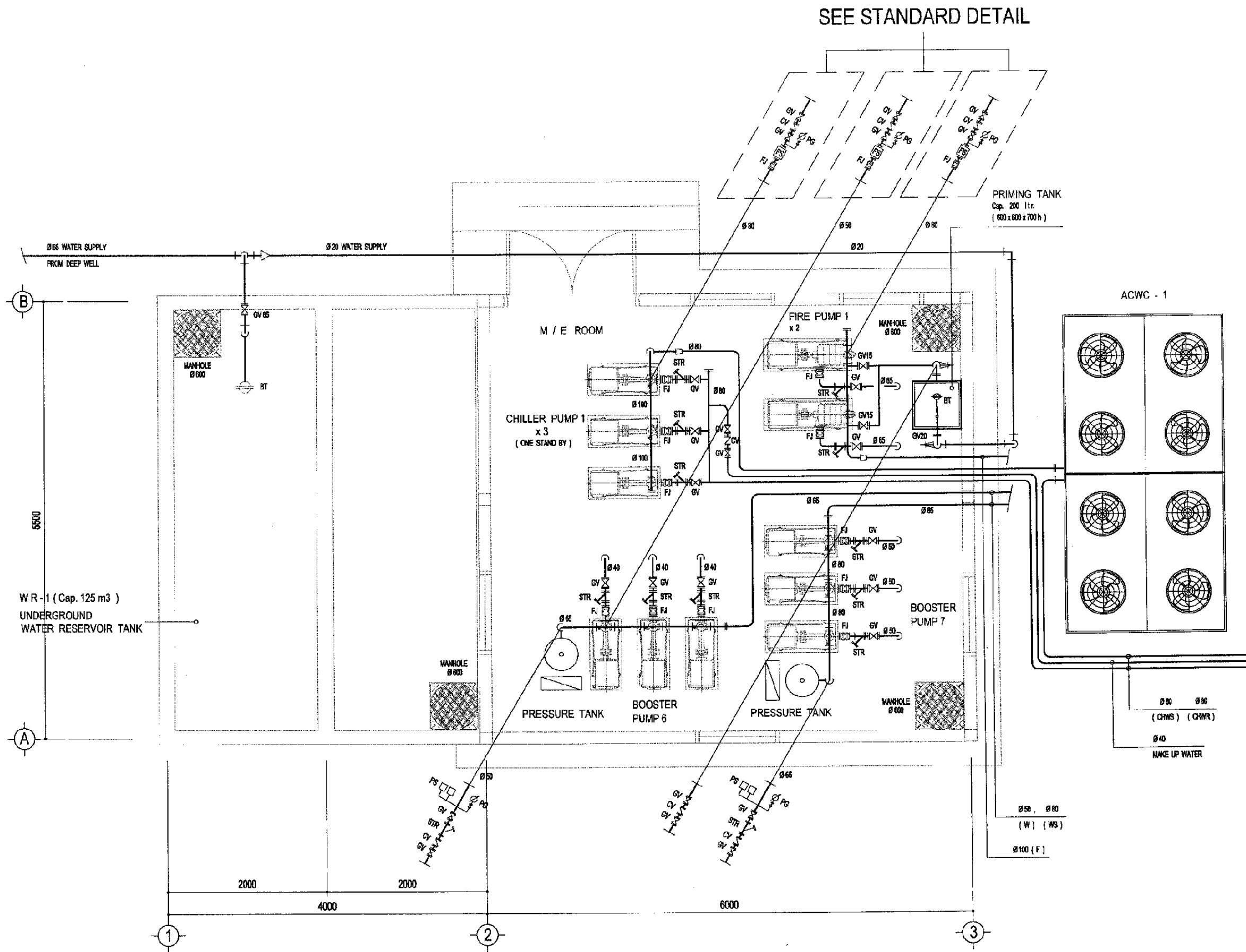
MECHANICAL

ADMINISTRATION BLD.

DATE / MARCH / 2005

Drawing Title :
TOILET DETAIL

Scale: 1 : 100 Drawing No.: AM - 30 - 009



SEE STANDARD DETAIL

PRIMING TANK
Cap. 200 ltr.
(600 x 600 x 700 h)

ACWC - 1

M / E ROOM

FIRE PUMP 1
x 2

CHILLER PUMP 1
x 3
(ONE STAND BY)

BOOSTER
PUMP 7

PRESSURE TANK

BOOSTER
PUMP 6

PRESSURE TANK

Ø 50 Ø 50
(CHWS) (QMWR)

Ø 40
MAKE UP WATER

Ø 50 Ø 80
(W) (WS)

Ø 100 (F)

Ø 66 WATER SUPPLY
FROM DEEP WELL

Ø 20 WATER SUPPLY

B

5500

WR - 1 (Cap. 125 m³)
UNDERGROUND
WATER RESERVOIR TANK

A

2000

2000

4000

6000

1

2

3

CHILLER AND PUMP ROOM LAYOUT
GROUND FLOOR PLAN

Scale : 1 / 50

The Railway Electrification and
Double - double Tracking of
Java Main Line Project



DEPARTEMEN PERKOMUNIKASIAN
KEMENTERIAN KOMUNIKASI DAN
INFORMATIKA REPUBLIK INDONESIA
DIREKTORAT JENDERAL PERBUKUMHARAN BARAT
DIREKTORAT JENDERAL OF LINE COMMUNICATION
Jalan Medan Merdeka Barat No. 6 Gedung 10 Lantai 11 Jakarta - 10110
JAKARTA

Note:
This detailed design has been executed by a team of
consultants as shown below in accordance with the
agreement between Japan International
Cooperation Agency (JICA) and JICA Study Team.

The copyright of this drawing rests with JICA.

Designed by:
Japan International Cooperation
Agency (JICA)
JICA Study Team:
Joint Venture of
Pacific Consultants International and
Japan Railway Technical Service

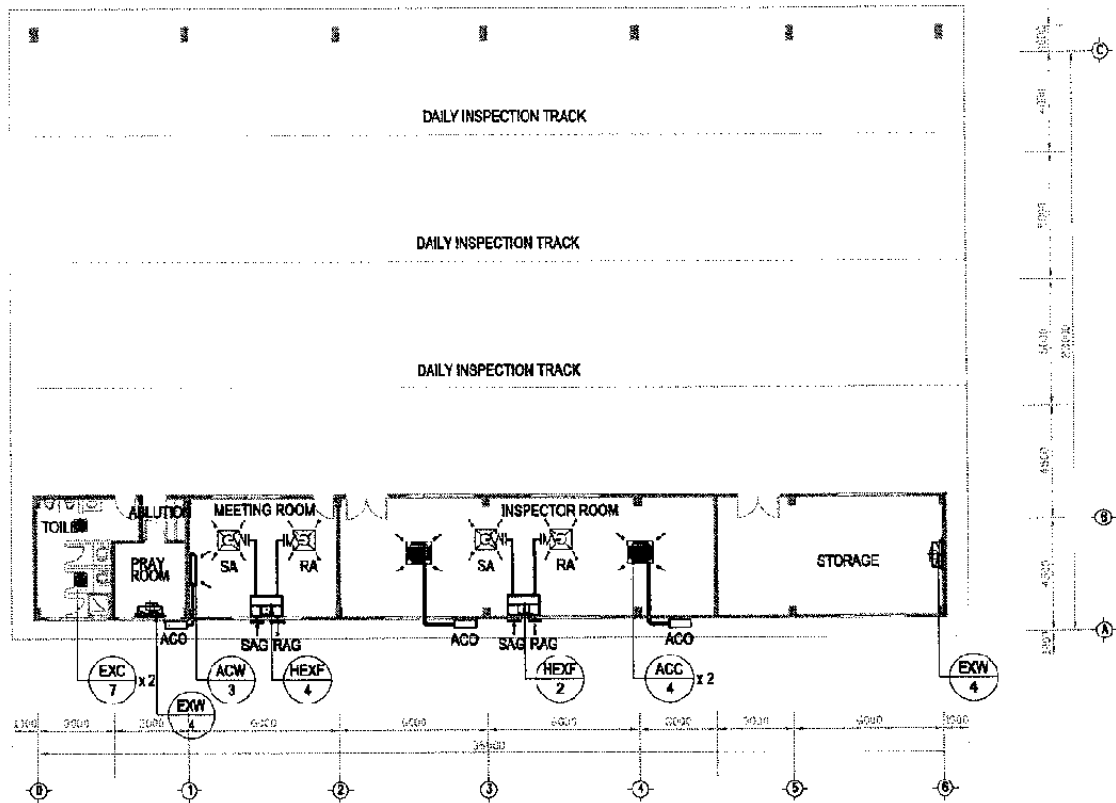
MECHANICAL

CIPINANG DEPOT

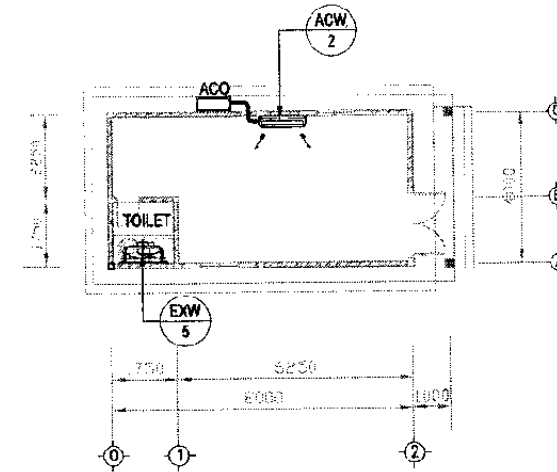
DATE /MARCH/ 2005

Drawing Title :
CHILLER AND PUMP ROOM

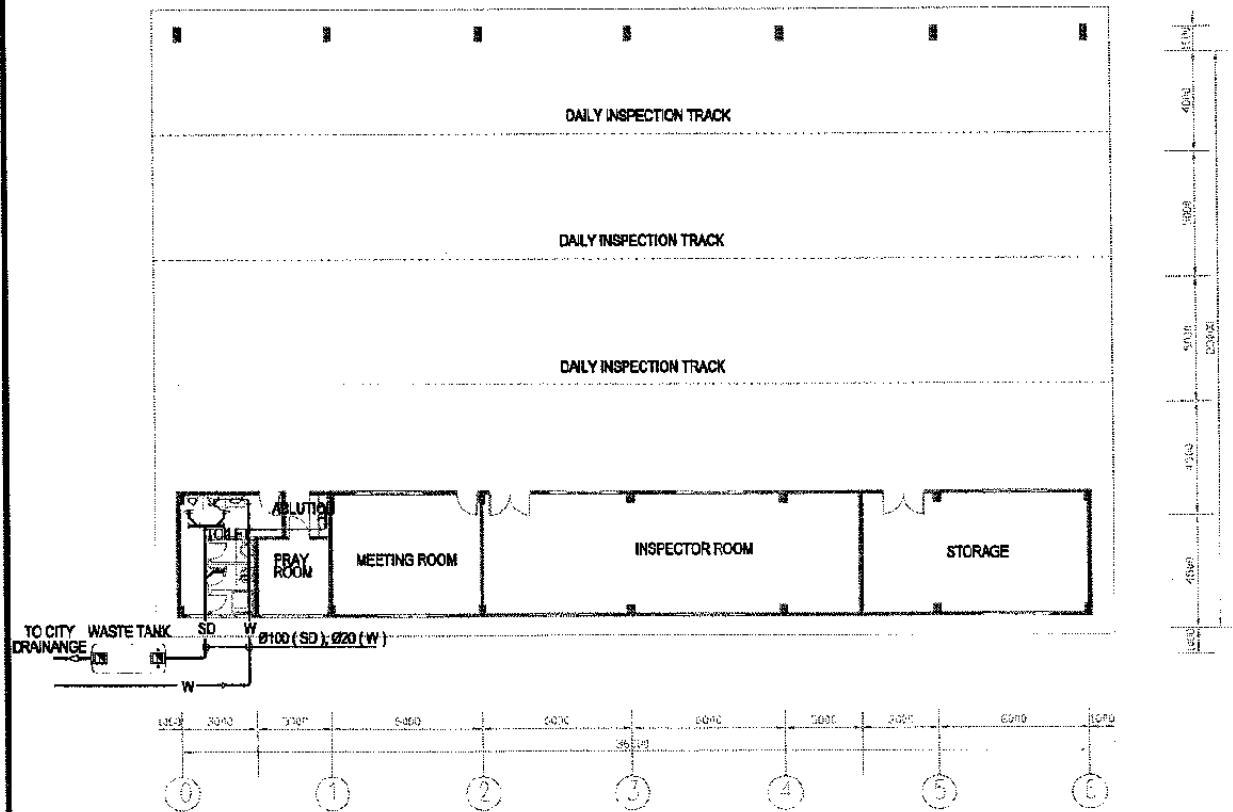
Scale: 1:50 Drawing No.: AM - 30 - 010



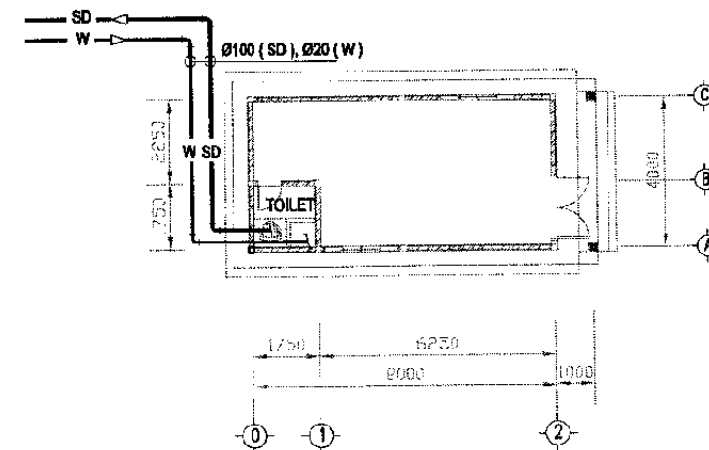
AC & VENTILATING PLAN OF LOCO DAILY INSPECTION SHED
SCALE 1 : 300



AC & VENTILATING PLAN OF YARDMEN SUB ROOM
SCALE 1 : 200



PIPING PLAN OF LOCO DAILY INSPECTION SHED
SCALE 1 : 300



PIPING PLAN OF YARDMEN SUB ROOM
SCALE 1 : 200

The Railway Electrification and
Double - double Tracking of
Java Main Line Project



DEPARTMENT OF COMMUNICATION
MINISTRY OF COMMUNICATION
REPUBLIC OF INDONESIA
DIRECTORATE GENERAL OF RAILWAY ELECTRIFICATION
Jalan M.H. Hoesni Banteng No.11 Jakarta - 10110
JAKARTA

Note:
This detailed design has been executed by a team of
consultants as shown below in accordance with the
agreement between Japan International
Cooperation Agency (JICA) and JICA Study Team.
The copyright of this drawing rests with JICA.

Designed by:
Japan International Cooperation
Agency (JICA)
JICA Study Team:
Joint Venture of
Pacific Consultants International and
Japan Railway Technical Service

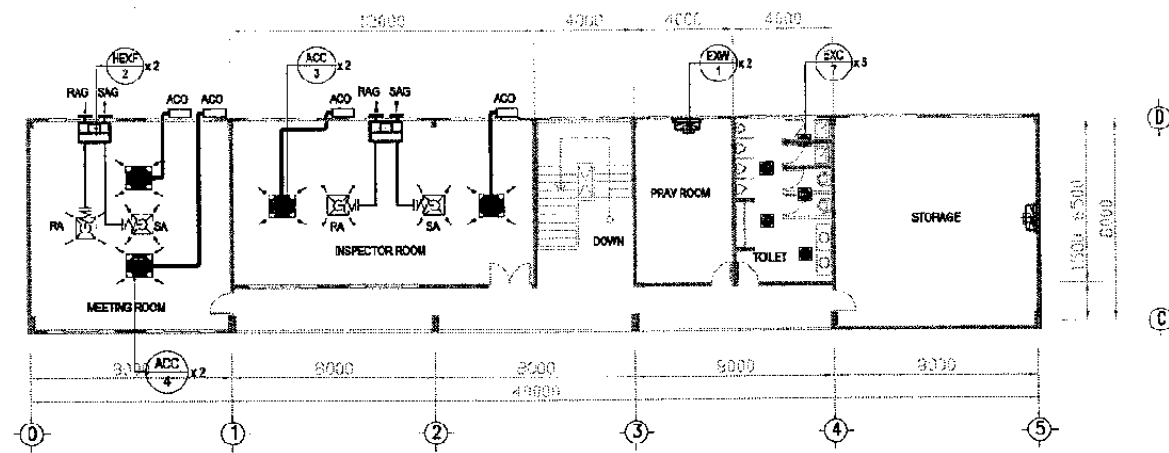
MECHANICAL

CIPINANG DEPOT

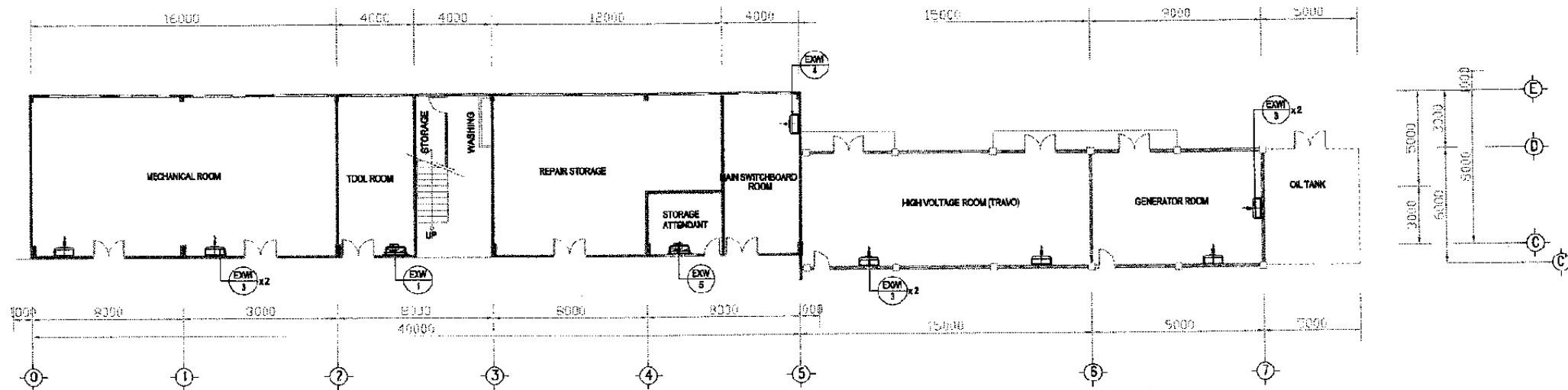
DATE / MARCH / 2005

Drawing Title :
AC & VENTILATING AND
PIPING PLAN

Scale: 1 : 200 - 1 : 300
Drawing No.: AM - 31 - 001



AC & VENTILATING FIRST FLOOR PLAN OF LOCOMOTIVE MONTHLY INSPECTION SHED
SCALE 1:300



AC & VENTILATING GROUND FLOOR PLAN OF LOCOMOTIVE MONTHLY INSPECTION SHED
SCALE 1:250

The Railway Electrification and
Double - double Tracking of
Java Main Line Project



DEPARTEMEN PERKOMUNIKASIAN
KEMENTERIAN PERKOMUNIKASIAN DAN
INFORMATIKA
Jalan Medan Merdeka Barat no.11 Gedung Sate Lt.11 No.021-3545325-3545325
JAKARTA

Note:
This detailed design has been executed by a team of
consultants as shown below in accordance with the
agreement between Japan International
Cooperation Agency (JICA) and JICA Study Team.
The copyright of this drawing rests with JICA.

Designed by:
Japan International Cooperation
Agency (JICA)
JICA Study Team:
Joint Venture of
Pacific Consultants International and
Japan Railway Technical Service

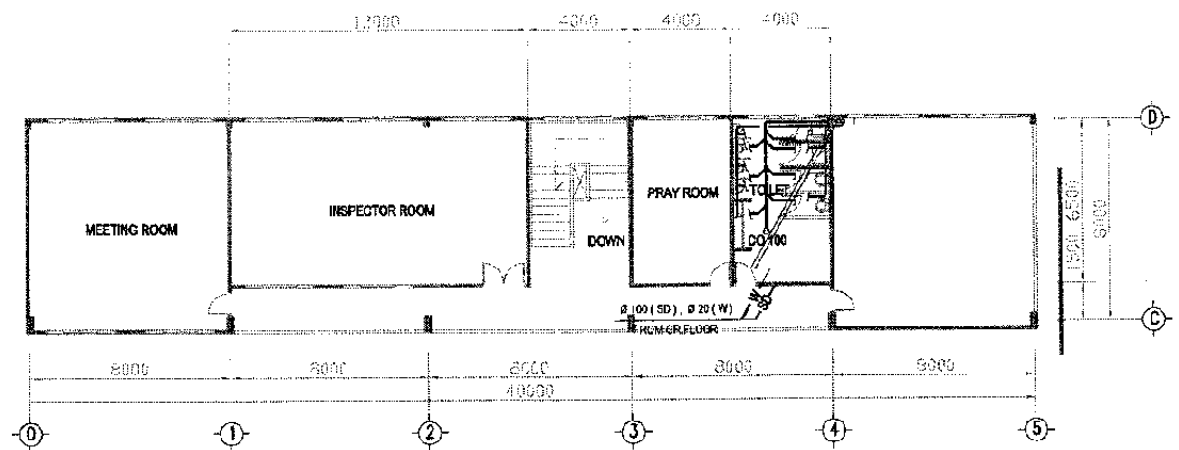
MECHANICAL

CIPINANG DEPOT

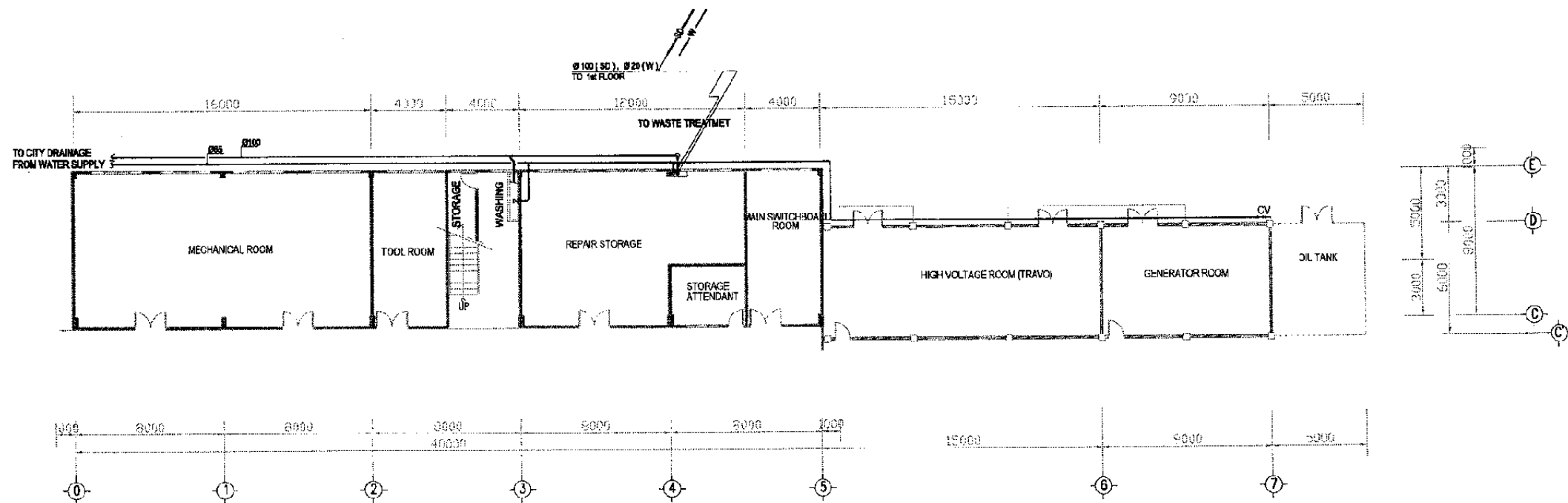
DATE / MARCH/ 2005

Drawing Title :
AC & VENTILATING
GROUND AND 1st FLOOR
PLAN

Scale: 1:300 Drawing No.: AM - 32 - 001



PIPING FIRST FLOOR PLAN OF LOCOMOTIVE MONTHLY INSPECTION SHED
SCALE 1:300



PIPING GROUND FLOOR PLAN OF LOCOMOTIVE MONTHLY INSPECTION SHED
SCALE 1:300

The Railway Electrification and
Double - double Tracking of
Java Main Line Project



Note:
This detailed design has been executed by a team of
consultants as shown below in accordance with the
agreement between Japan International
Cooperation Agency (JICA) and JICA Study Team.

The copyright of this drawing rests with JICA.

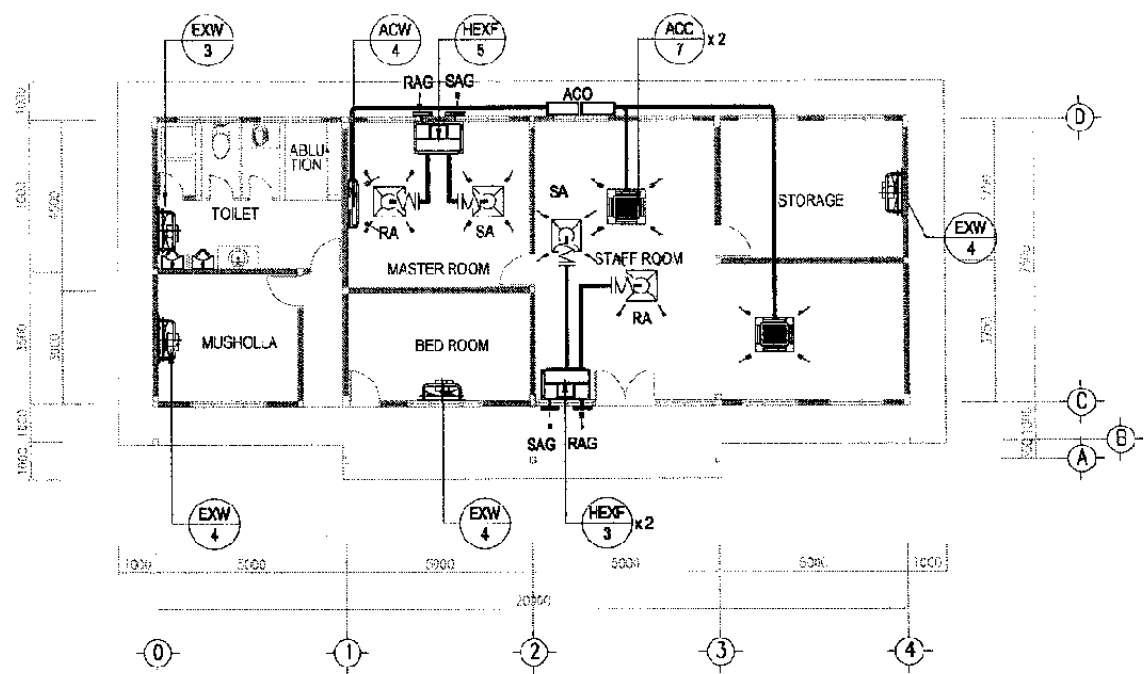
Designed by:
Japan International Cooperation
Agency (JICA)
JICA Study Team:
Joint Venture of
Pacific Consultants International and
Japan Railway Technical Service

MECHANICAL
CIPINANG DEPOT

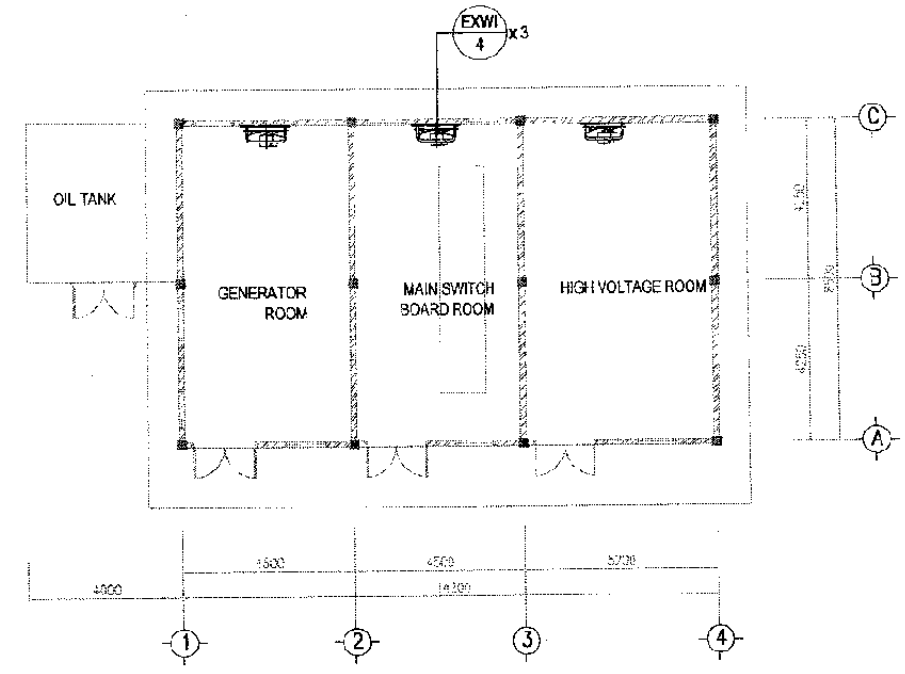
DATE / MARCH/ 2005

Drawing Title :
PIPING GROUND AND
1st FLOOR PLAN

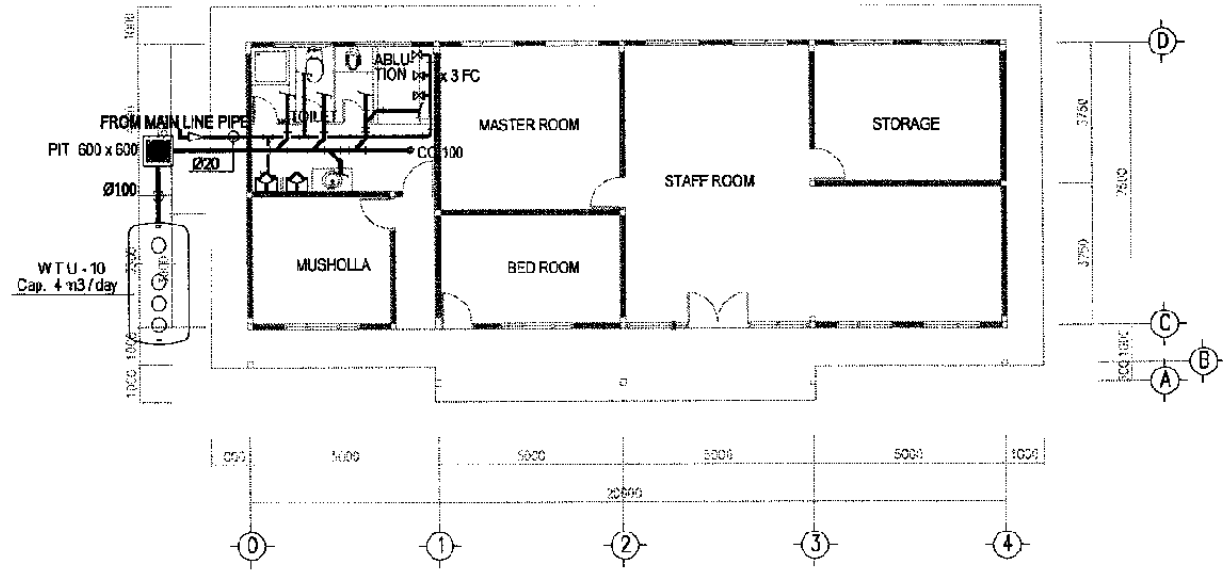
Scale: 1:300 Drawing No.: AM-32-002



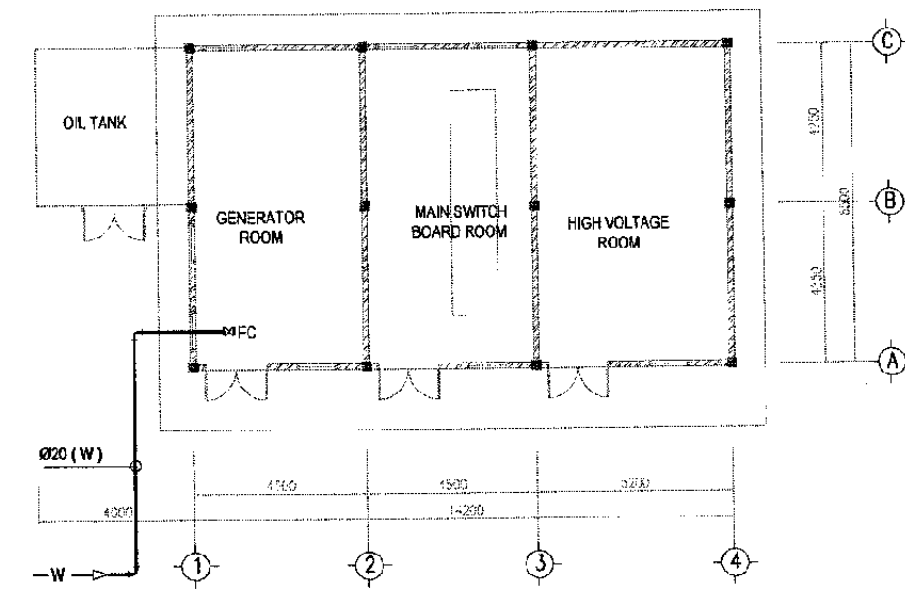
AC & VENTILATING PLAN OF CIPINANG STATION
SCALE 1:200



AC & VENTILATING PLAN OF SUB-STATION
SCALE 1:200



PIPING PLAN OF CIPINANG STATION
SCALE 1:200



PIPING PLAN OF SUB-STATION
SCALE 1:200

The Railway Electrification and Double-double Tracking of Java Main Line Project



Note:
This detailed design has been executed by a team of consultants as shown below in accordance with the agreement between Japan International Cooperation Agency (JICA) and JICA Study Team.
The copyright of this drawing rests with JICA.

Designed by:
Japan International Cooperation Agency (JICA)
JICA Study Team:
Joint Venture of Pacific Consultants International and Japan Railway Technical Service

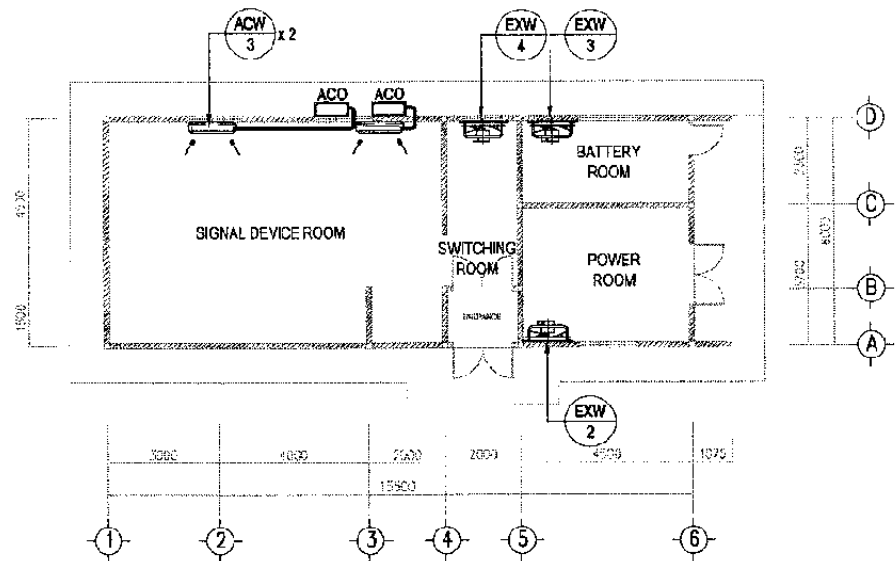
MECHANICAL

CIPINANG DEPOT

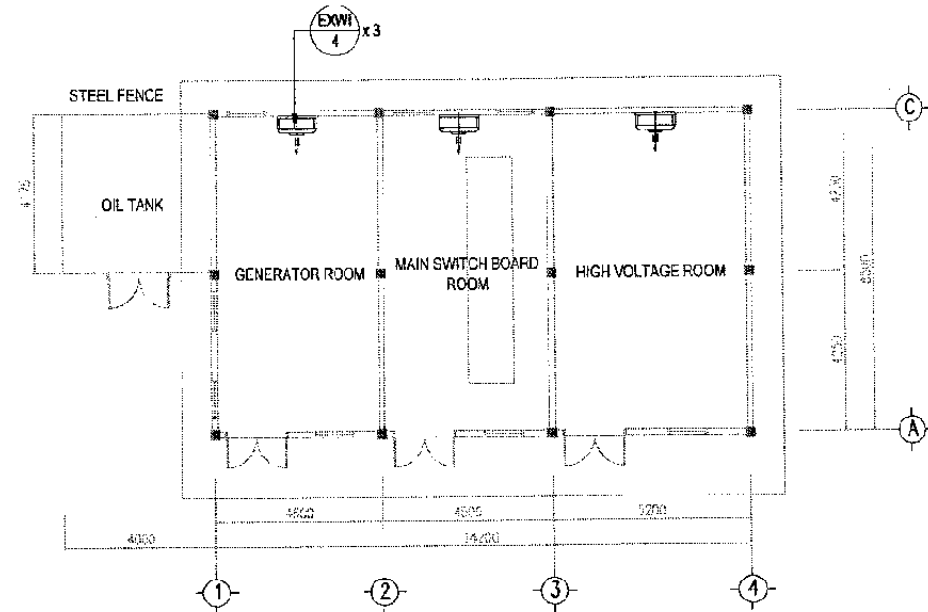
DATE / MARCH / 2005

Drawing Title :
AC & VENTILATING AND PIPING PLAN

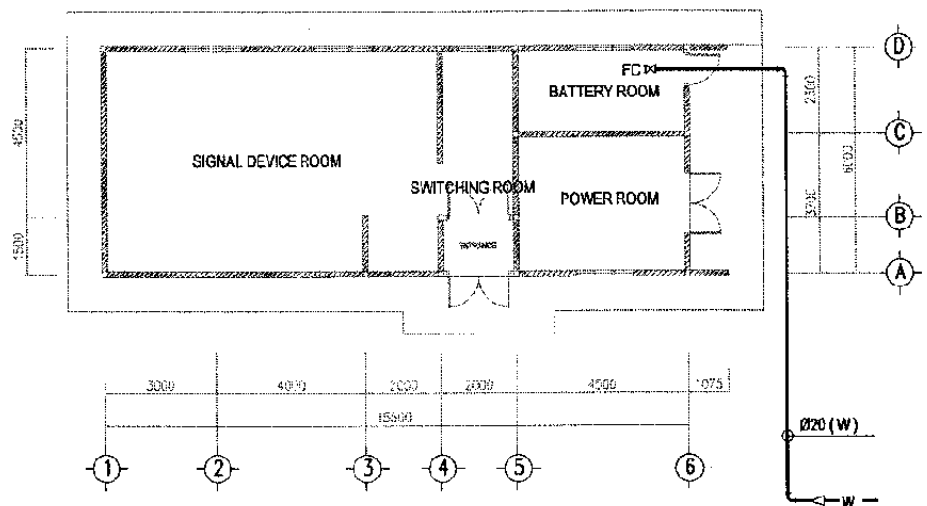
Scale: 1:200
Drawing No.: AM-35-001



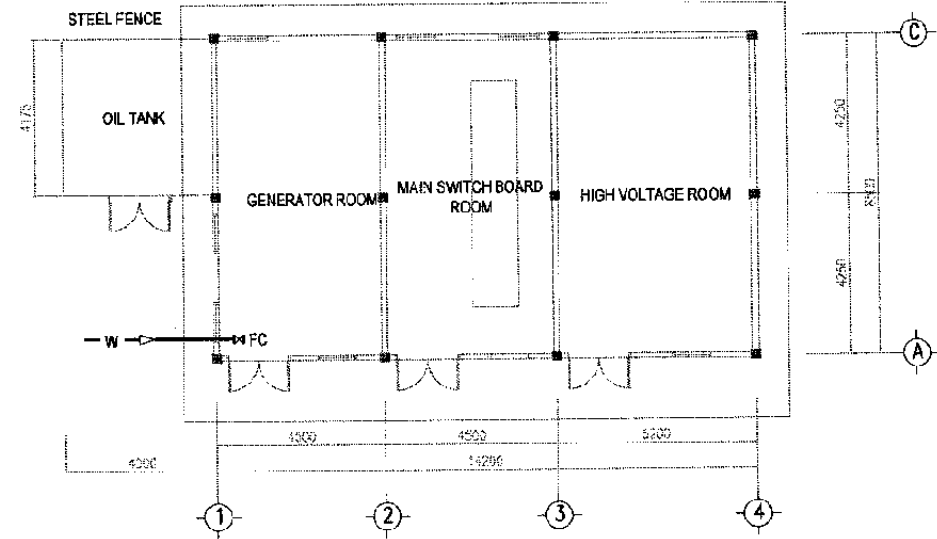
AC & VENTILATING PLAN OF SIGNAL HUT
SCALE 1:200



AC & VENTILATING PLAN OF SUB-STATION
SCALE 1:200



PIPING PLAN OF SIGNAL HUT
SCALE 1:200



WATER SUPPLY / PIPING PLAN OF SUB-STATION
SCALE 1:200

The Railway Electrification and Double - double Tracking of Java Main Line Project



REPUBLIK INDONESIA
KEMENTERIAN KOMUNIKASI
DIREKTORAT JENDERAL PERENCANAAN DAN
TEKNOLOGI
JAKARTA

Note:
This detailed design has been executed by a team of consultants as shown below in accordance with the agreement between Japan International Cooperation Agency (JICA) and JICA Study Team.
The copyright of this drawing rests with JICA.

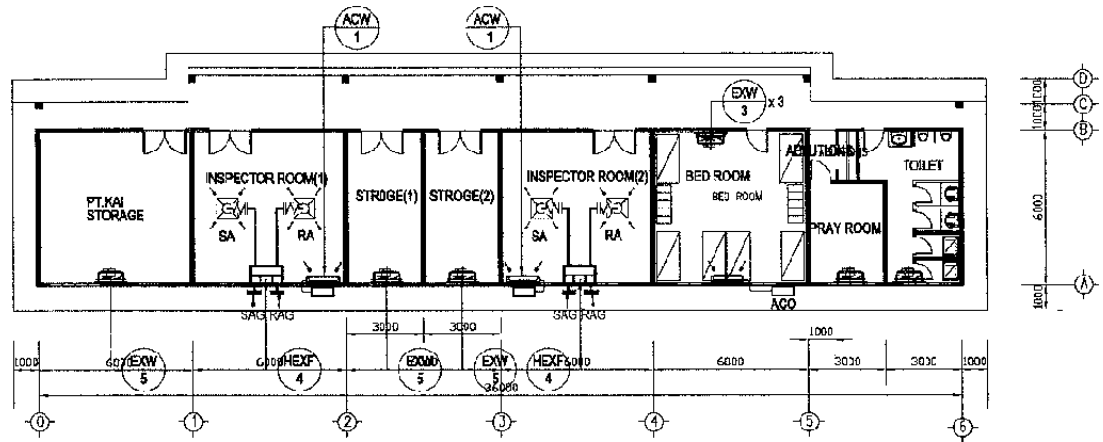
Designed by:
Japan International Cooperation Agency (JICA)
JICA Study Team:
Joint Venture of Pacific Consultants International and Japan Railway Technical Service

MECHANICAL
CIPINANG DEPOT

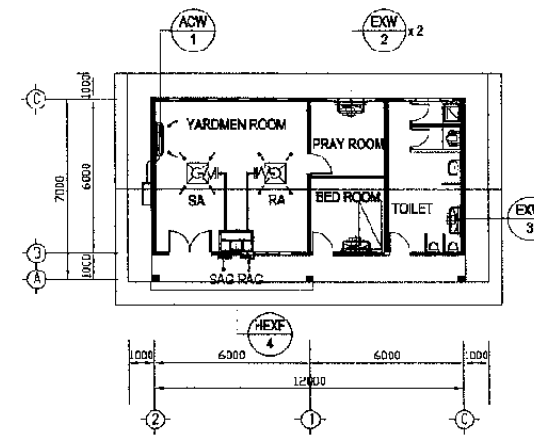
DATE / MARCH / 2005

Drawing Title :
AC & VENTILATING AND PIPING PLAN

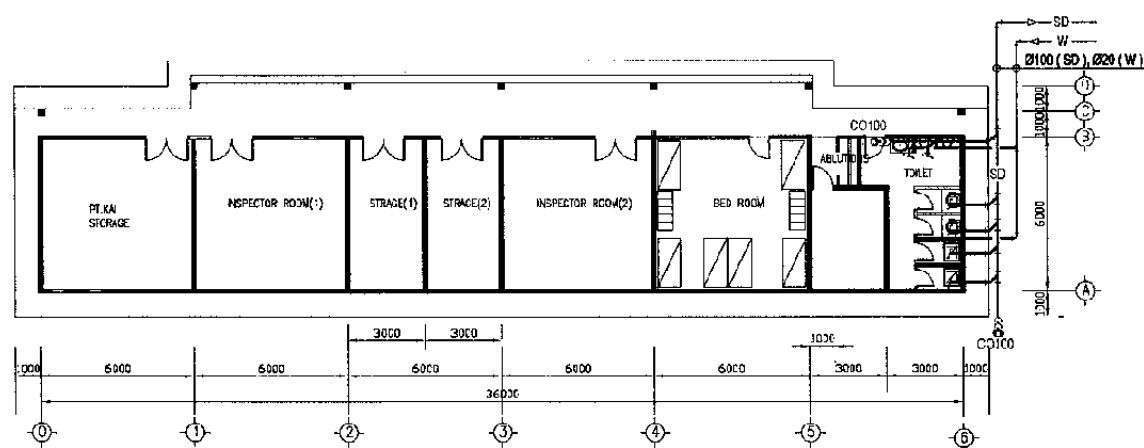
Scale: 1:200 Drawing No.: AM - 36 - 001



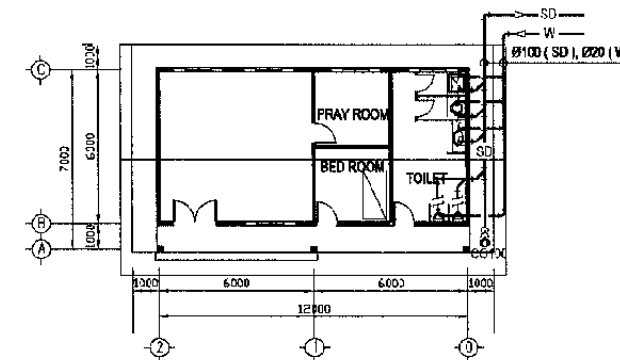
AC & VENTILATING PLAN OF COACH CLEANING CONTRACTOR OFFICE
SCALE 1:300



AC & VENTILATING PLAN OF COACH YARDMEN MAIN ROOM PLAN
SCALE 1:300



PIPING PLAN OF COACH CLEANING CONTRACTOR OFFICE
SCALE 1:300



PIPING PLAN OF COACH YARDMEN MAIN ROOM
SCALE 1:300

The Railway Electrification and
Double - double Tracking of
Java Main Line Project



DEPARTEMEN PERHUBUNGAN
MINISTRY OF COMMUNICATION
DIREKTORAT JENDERAL PERHUBUNGAN DARAT
DIREKTORAT JENDERAL OF LAND COMMUNICATION
Jalan Mochi Marzuki Bojot, no.8 Gedung Karya II, 111 Sp.021-3504328-3505557
J A K A R T A

Note:
This detailed design has been executed by a team of
consultants as shown below in accordance with the
agreement between Japan International
Cooperation Agency (JICA) and JICA Study Team.

The copyright of this drawing rests with JICA.

Designed by:
Japan International Cooperation
Agency (JICA)
JICA Study Team:
Joint Venture of
Pacific Consultants International and
Japan Railway Technical Service

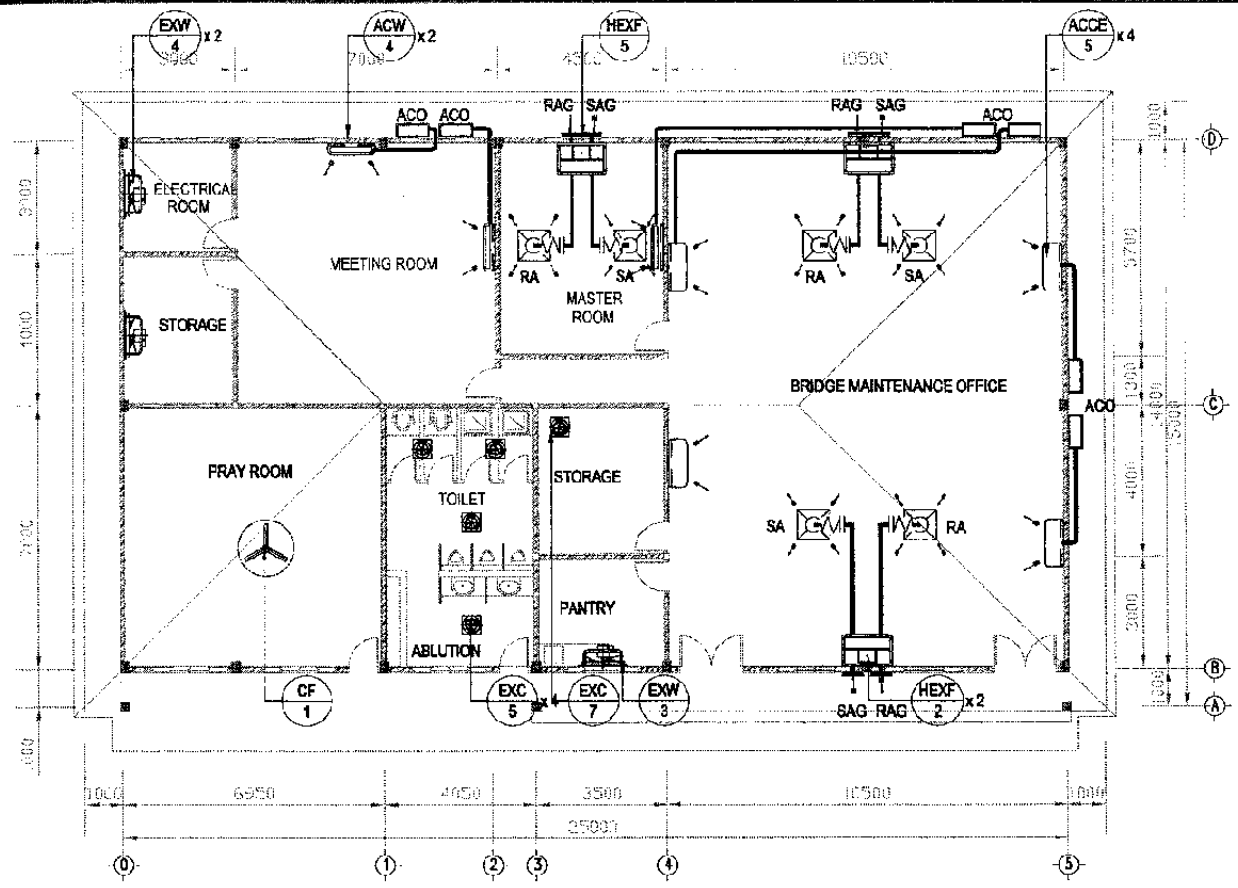
MECHANICAL

CIPINANG DEPOT

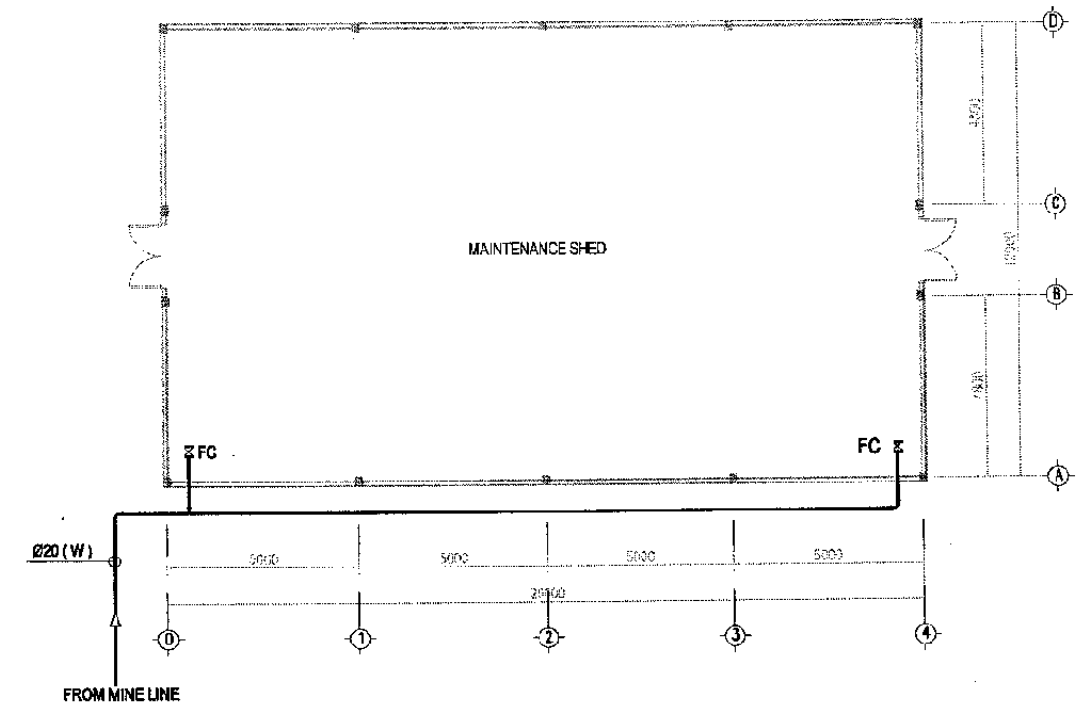
DATE /MARCH/ 2005

Drawing Title :
AC & VENTILATING AND
PIPING PLAN

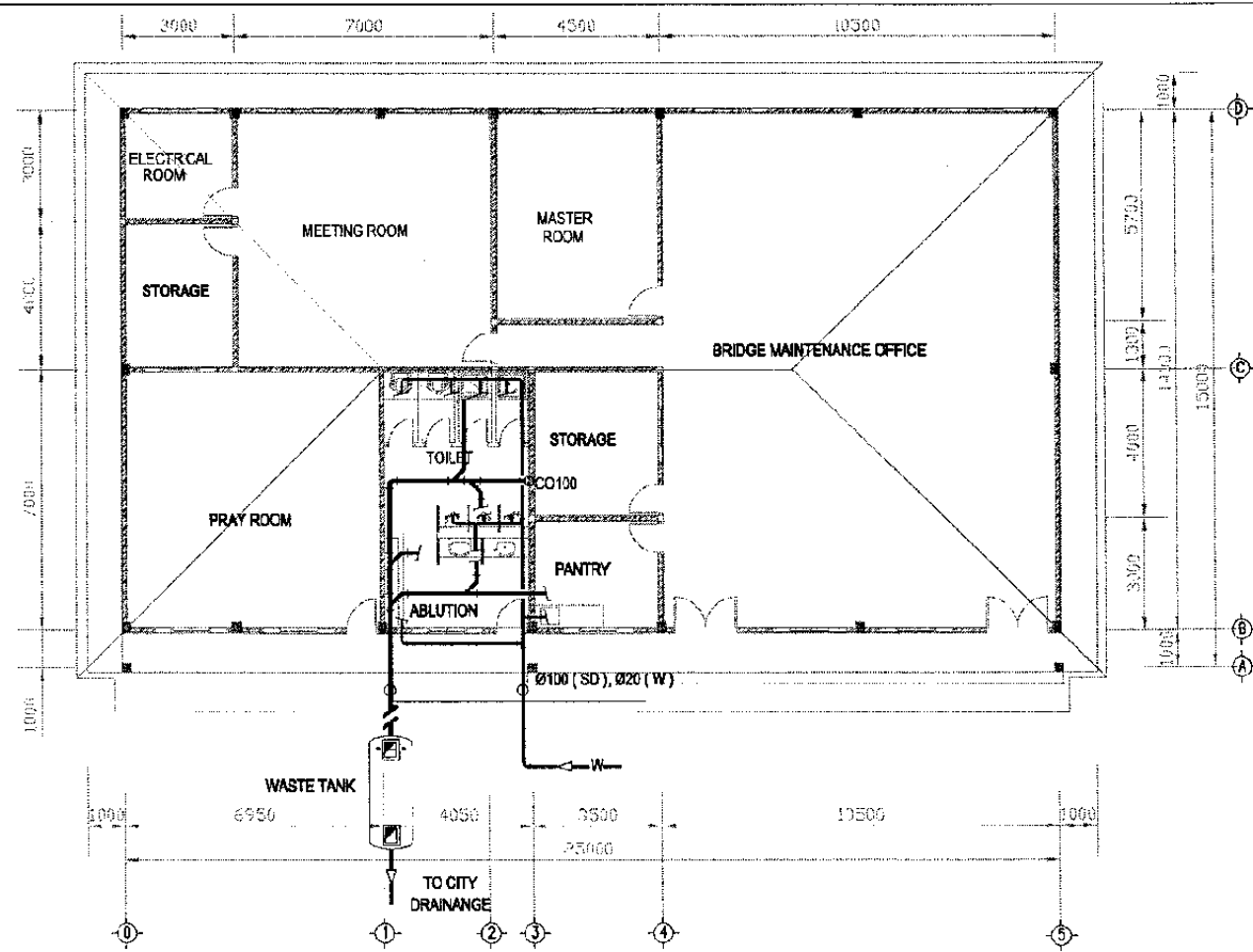
Scale: 1:300 Drawing No.: AM - 39 - 001



AC & VENTILATING PLAN OF BRIDGE MAINT. OFFICE STATION
SCALE 1:200



PIPING PLAN OF BRIDGE MAINTENANCE SHED STATION
SCALE 1:200



PIPING PLAN OF BRIDGE MAINTENANCE OFFICE STATION
SCALE 1:200

The Railway Electrification and
Double - double Tracking of
Java Main Line Project



DEPARTMENT PERKURANGAN
MINISTRY OF COMMUNICATION
DEPARTMENT JENDERAL PERKURANGAN DARAT
DIREKTORAT JENDERAL LAYANAN KOMUNIKASI
Jalan Medan Merdeka Barat no.8 Gedung Raya K-11 10117-100000-100000
J A K A R T A

Note:
This detailed design has been executed by a team of
consultants as shown below in accordance with the
agreement between Japan International
Cooperation Agency (JICA) and JICA Study Team.
The copyright of this drawing rests with JICA.

Designed by:
Japan International Cooperation
Agency (JICA)
JICA Study Team:
Joint Venture of
Pacific Consultants International and
Japan Railway Technical Service

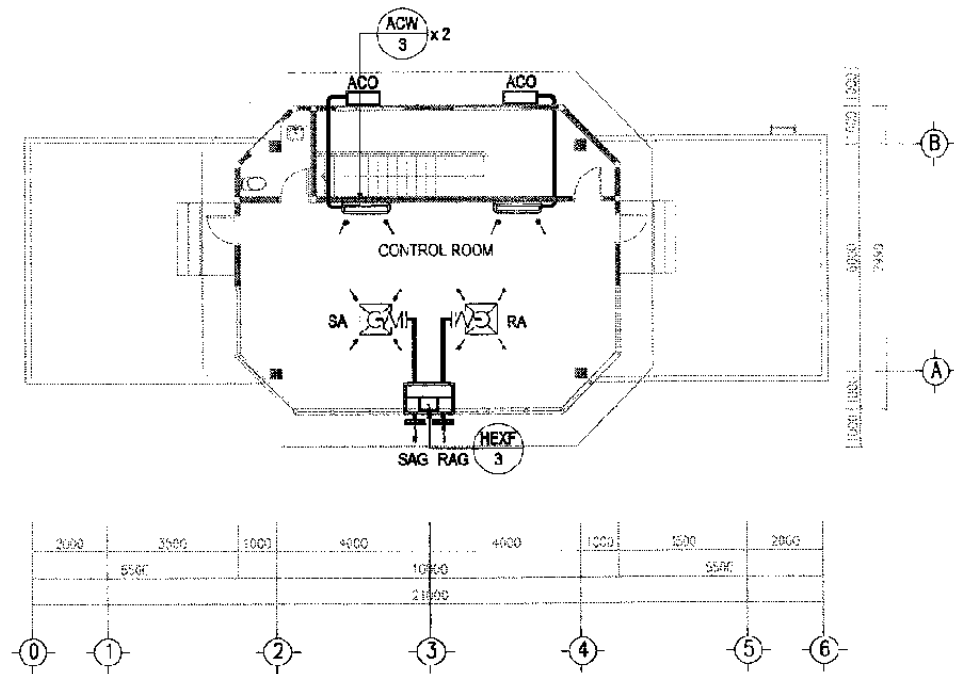
MECHANICAL

CIPINANG DEPOT

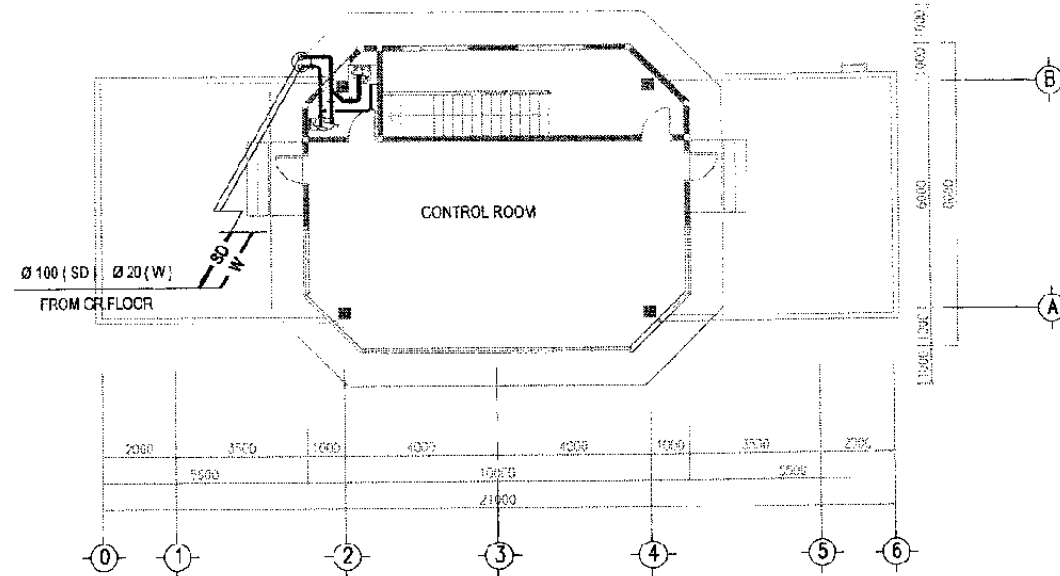
DATE / MARCH / 2005

Drawing Title :
AC & VENTILATING
AND PIPING PLAN

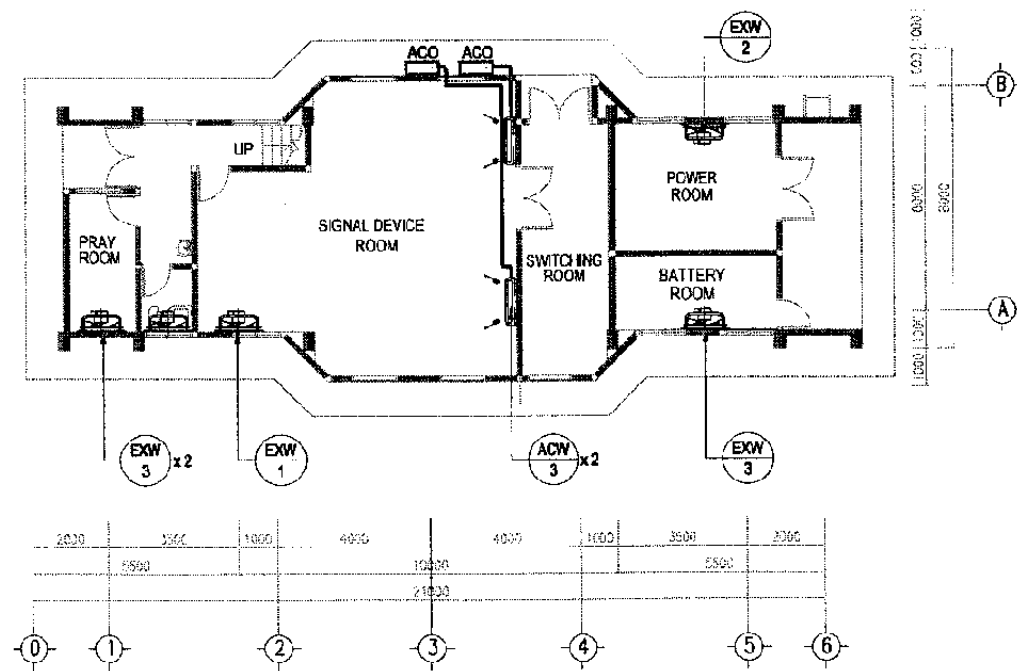
Scale: 1:200 Drawing No: AM-41-001



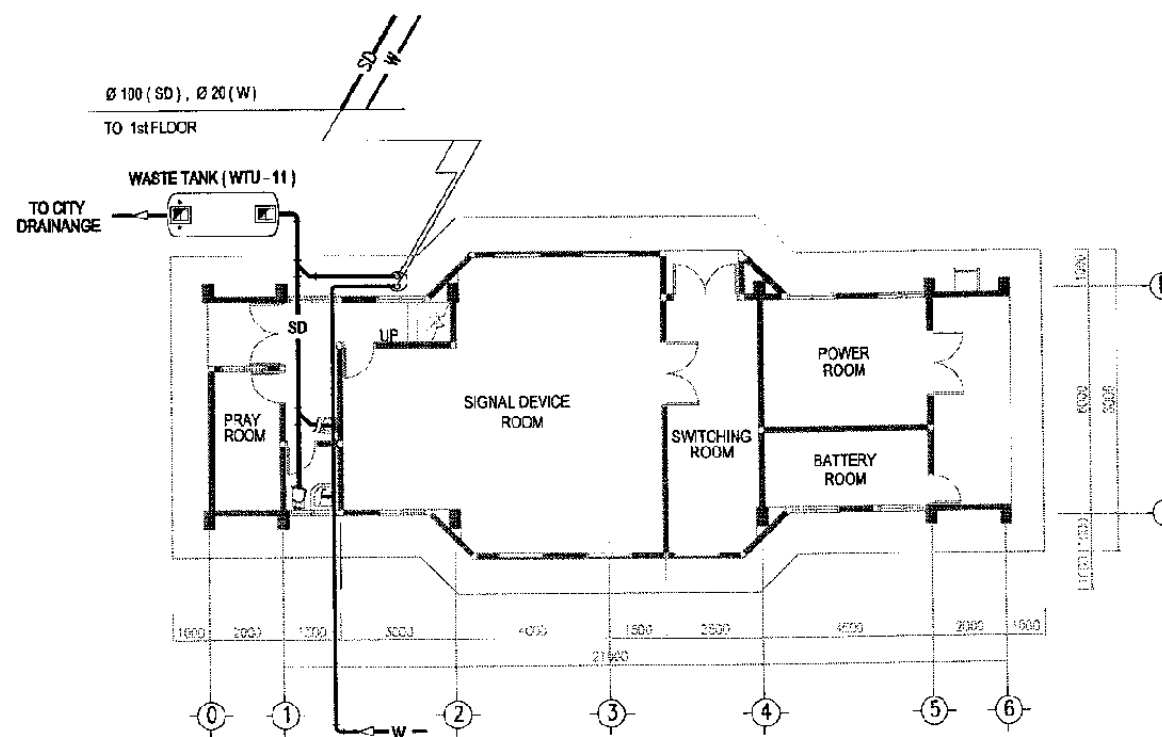
AC & VENTILATING PLAN OF SIGNAL CABIN
SCALE 1:200



PIPING PLAN OF SIGNAL CABIN
SCALE 1:200



AC & VENTILATING PLAN OF SIGNAL CABIN
SCALE 1:200



PIPING PLAN OF SIGNAL CABIN
SCALE 1:200

The Railway Electrification and
Double - double Tracking of
Java Main Line Project



DEPARTMENT PROGRAM
MINISTRY OF COMMUNICATION
DIREKTORAT JENJANG PERENCANAAN DAN
TEKNIK BINAAN KOMUNIKASI
Jalan Medan Merdeka Barat no.8, Gedung 505, Lt.11 Jakarta - 10110
JAKARTA

Note:
This detailed design has been executed by a team of
consultants as shown below in accordance with the
agreement between Japan International
Cooperation Agency (JICA) and JICA Study Team.
The copyright of this drawing rests with JICA.

Designed by:
Japan International Cooperation
Agency (JICA)
JICA Study Team:
Joint Venture of
Pacific Consultants International and
Japan Railway Technical Service

MECHANICAL

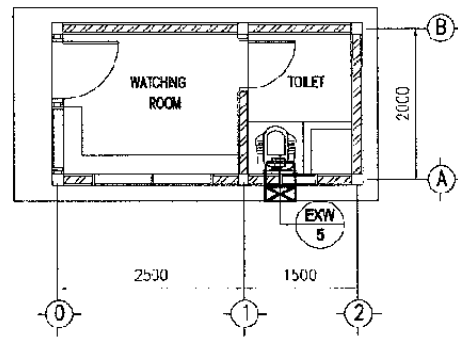
CIPINANG DEPOT

DATE /MARCH/ 2005

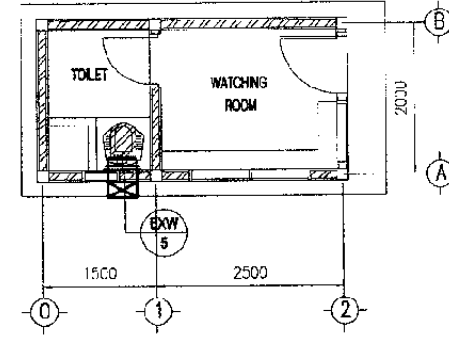
Drawing Title :
AC & VENTILATING AND
PIPING PLAN

Scale:
1:200

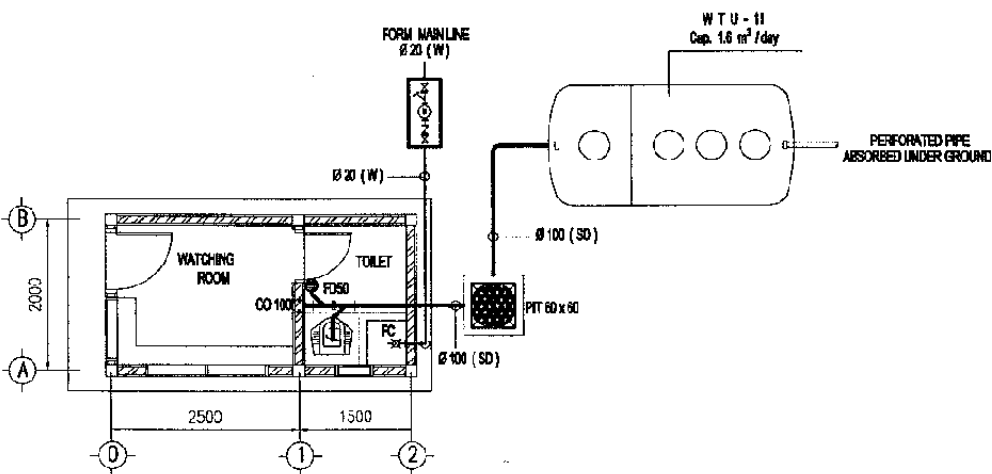
Drawing No.:
AM - 43 - 001



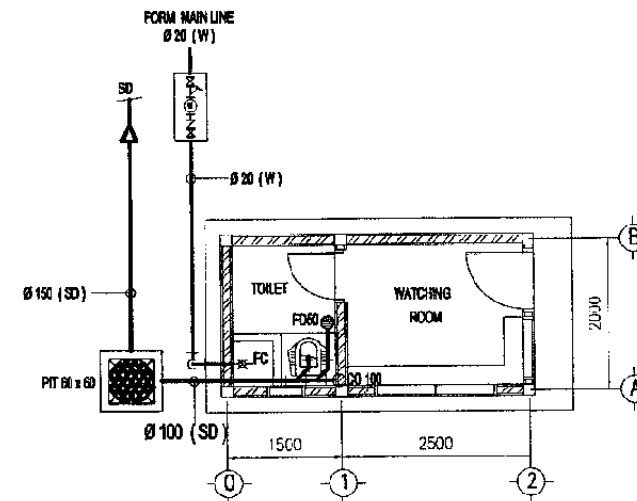
AC & VENTILATING PLAN OF GATE HOUSE 1
SCALE 1 : 100



AC & VENTILATING PLAN OF GATE HOUSE 2
SCALE 1 : 100



PIPING PLAN OF GATE HOUSE 1
SCALE 1 : 100



PIPING PLAN OF GATE HOUSE 2
SCALE 1 : 100

The Railway Electrification and
Double - double Tracking of
Java Main Line Project



DEPARTMENT OF COMMUNICATIONS
MINISTRY OF COMMUNICATIONS
REPUBLIC OF INDONESIA
Jalan Medan Merdeka Barat No. 8 Gedung Raya R.11 Jakarta-10110
JAKARTA

Note:
This detailed design has been executed by a team of
consultants as shown below in accordance with the
agreement between Japan International
Cooperation Agency (JICA) and JICA Study Team.
The copyright of this drawing rests with JICA.

Designed by:
Japan International Cooperation
Agency (JICA)
JICA Study Team:
Joint Venture of
Pacific Consultants International and
Japan Railway Technical Service

MECHANICAL

CIPINANG DEPOT

DATE /MARCH/ 2005

Drawing Title :
AC & VENTILATING AND
PIPING PLAN

Scale: 1 : 100 Drawing No.: AM - 44 - 001