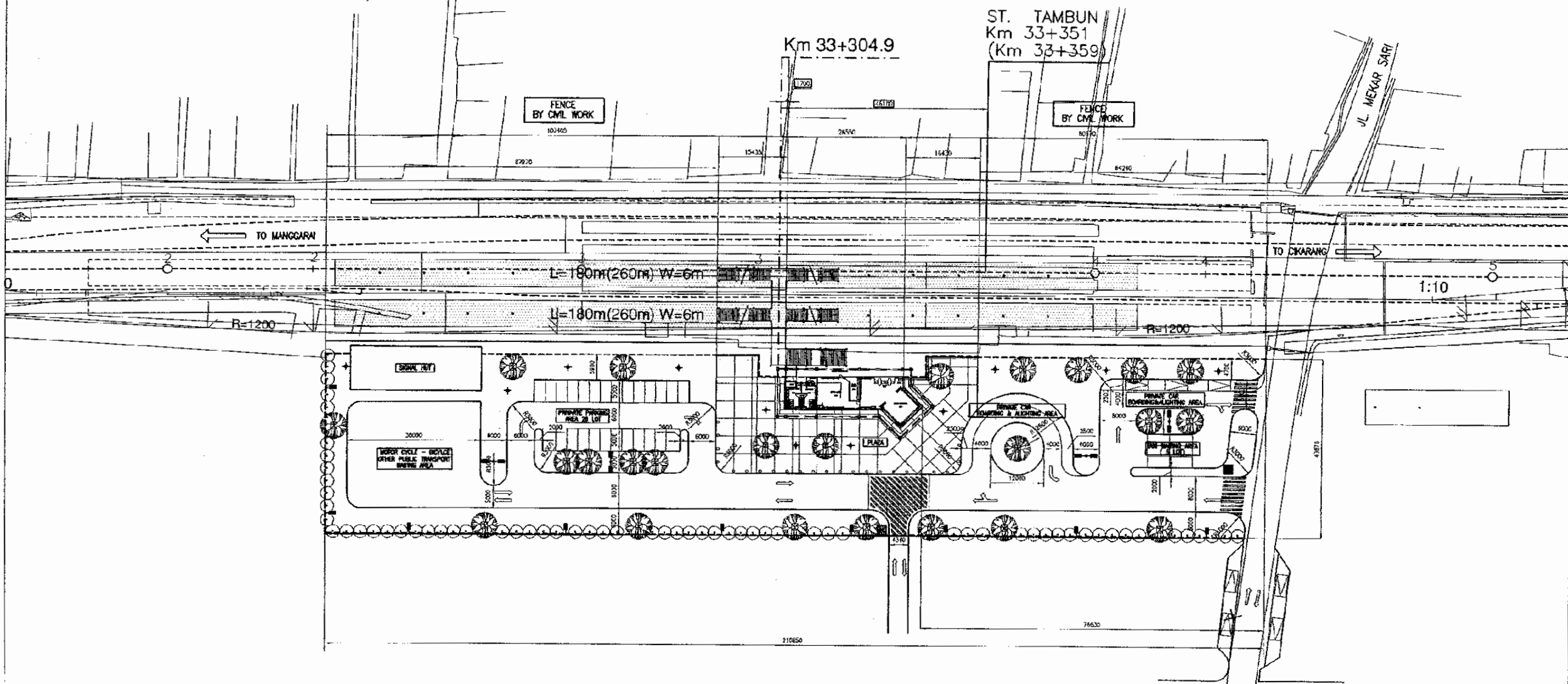


TAMBUN STATION

ST. TAMBUN



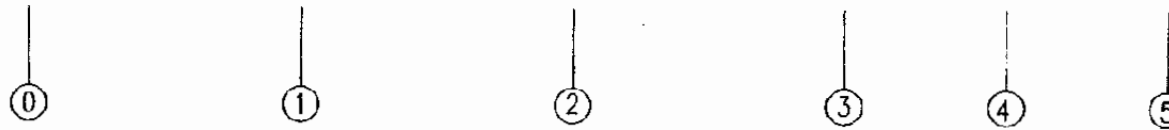
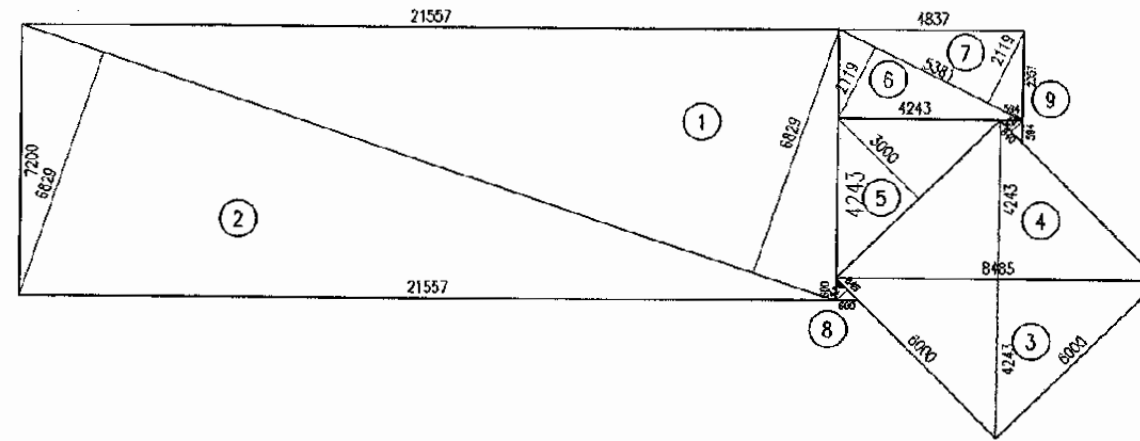
The Railway Electrification and Double - double Tracking of Java Main Line Project



Note:
 This detailed design has been executed by a team of consultants as shown below in accordance with the agreement between Japan International Cooperation Agency (JICA) and JICA Study Team.
 The copyright of this drawing rests with JICA.

Designed by:
 Japan International Cooperation Agency (JICA)
 JICA Study Team:
 Joint Venture of Pacific Consultants International and Japan Railway Technical Service

ARCHITECTURE	
TAMBUN STATION	
DATE	10/MARCH/2003
Drawing Title : SITE PLAN	
Scale:	Drawing No.:
1 : 1000	AA-11-001



1 AREA TABLE
SCALE: 1 : 200

NO	CALCULATIONS	SUB TOTAL (M ²)
1	0.5 X 21.55 X 7.2	77.58
2	0.5 X 21.55 X 7.2	77.58
3	0.5 X 6 X 6	18
4	0.5 X 6 X 6	18
5	0.5 X 4.24 X 4.84	10.26
6	0.5 X 4.84 X 2.35	5.68
7	0.5 X 4.84 X 2.35	5.68
8	0.5 X 0.6 X 0.6	0.18
9	0.5 X 0.6 X 0.6	0.18
	TOTAL	213.14 (M ²)

The Railway Electrification and Double - double Tracking of Java Main Line Project



This detailed design has been executed by a team of consultants as shown below in accordance with the agreement between Japan International Cooperation Agency (JICA) and JICA Study Team.
The copyright of this drawing rests with JICA.

Designed by:
Japan International Cooperation Agency (JICA)
JICA Study Team:
Joint Venture of
Pacific Consultants International and
Japan Railway Technical Service

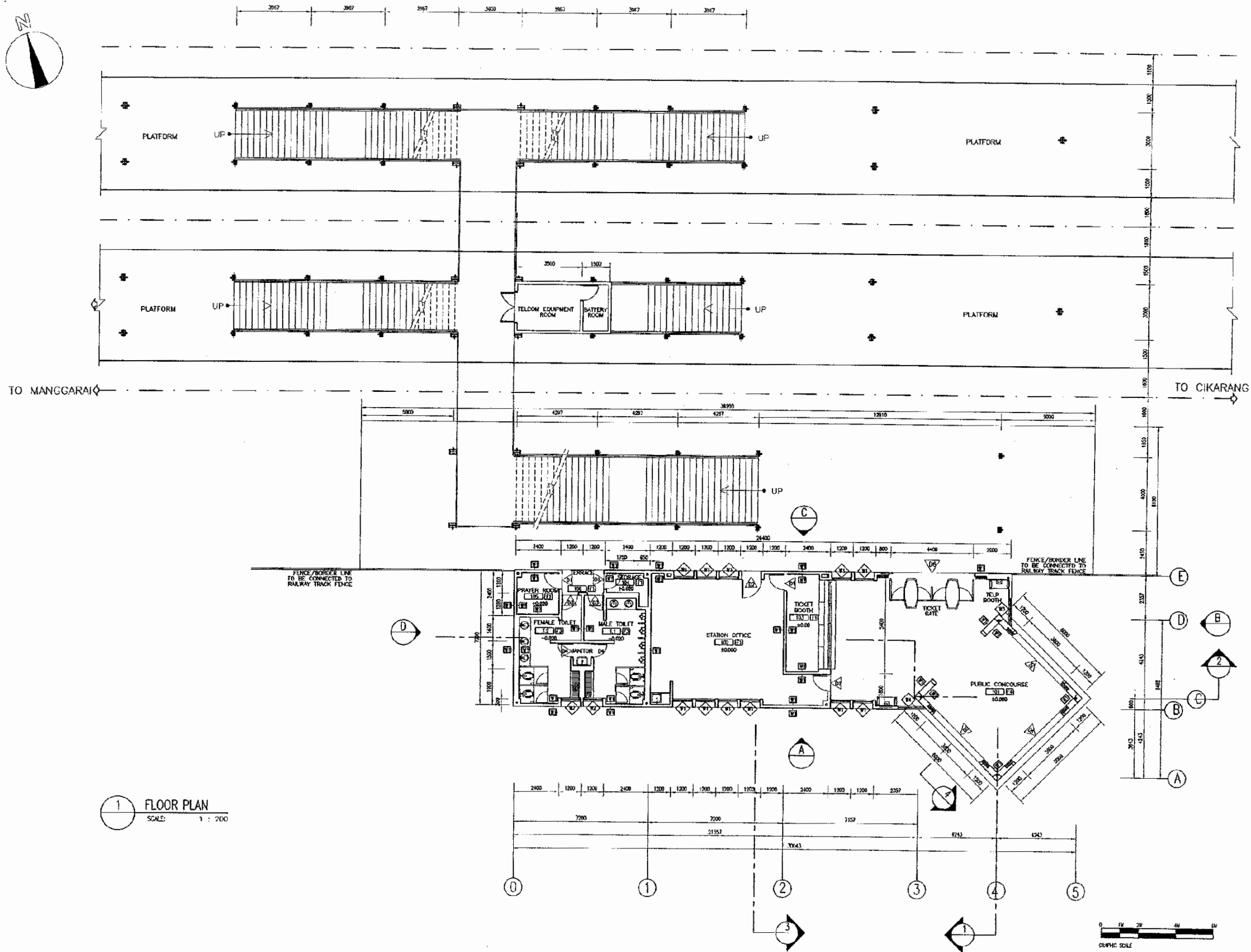
ARCHITECTURE

TAMBUN STATION

DATE 10/MARCH/2003

Drawing Title :
AREA TABLE

Scale: 1 : 200 Drawing No: AA-11-002



1 FLOOR PLAN
SCALE: 1 : 200

The Railway Electrification and Double - double Tracking of Java Main Line Project



This detailed design has been executed by a team of consultants as shown below in accordance with the agreement between Japan International Cooperation Agency (JICA) and JICA Study Team. The copyright of this drawing rests with JICA.

Designed by:
Japan International Cooperation Agency (JICA)
JICA Study Team:
Joint Venture of
Pacific Consultants International and
Japan Railway Technical Service

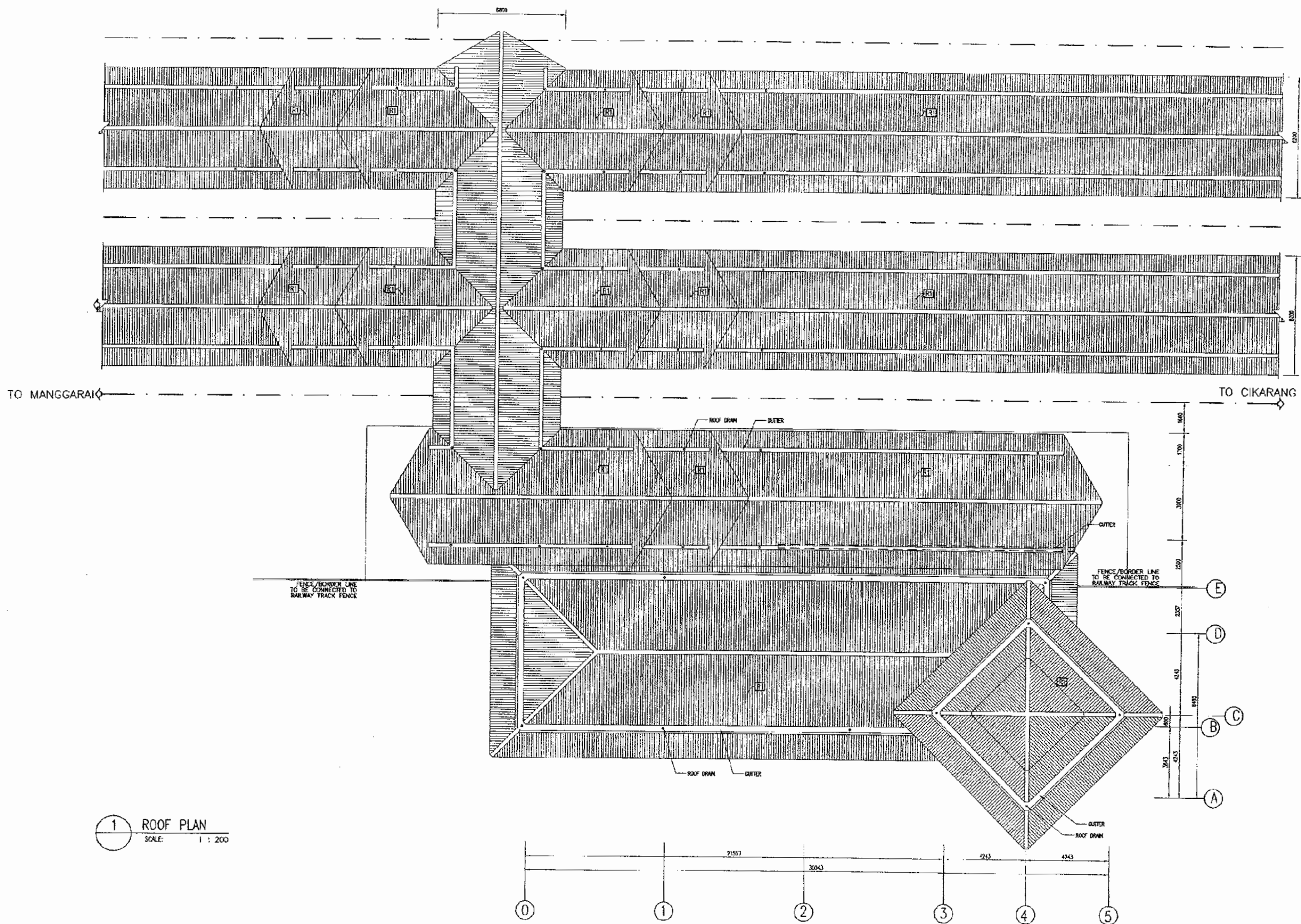
ARCHITECTURE

TAMBUN STATION

DATE 10/MARCH/2003

Drawing Title :
FLOOR PLAN

Scale: 1 : 200 Drawing No.: AA-11-003



The Railway Electrification and Double - double Tracking of Java Main Line Project



This detailed design has been executed by a team of consultants as shown below in accordance with the agreement between Japan International Cooperation Agency (JICA) and JICA Study Team. The copyright of this drawing rests with JICA.

Designed by:
 Japan International Cooperation Agency (JICA)
 JICA Study Team:
 Joint Venture of
 Pacific Consultants International and
 Japan Railway Technical Service

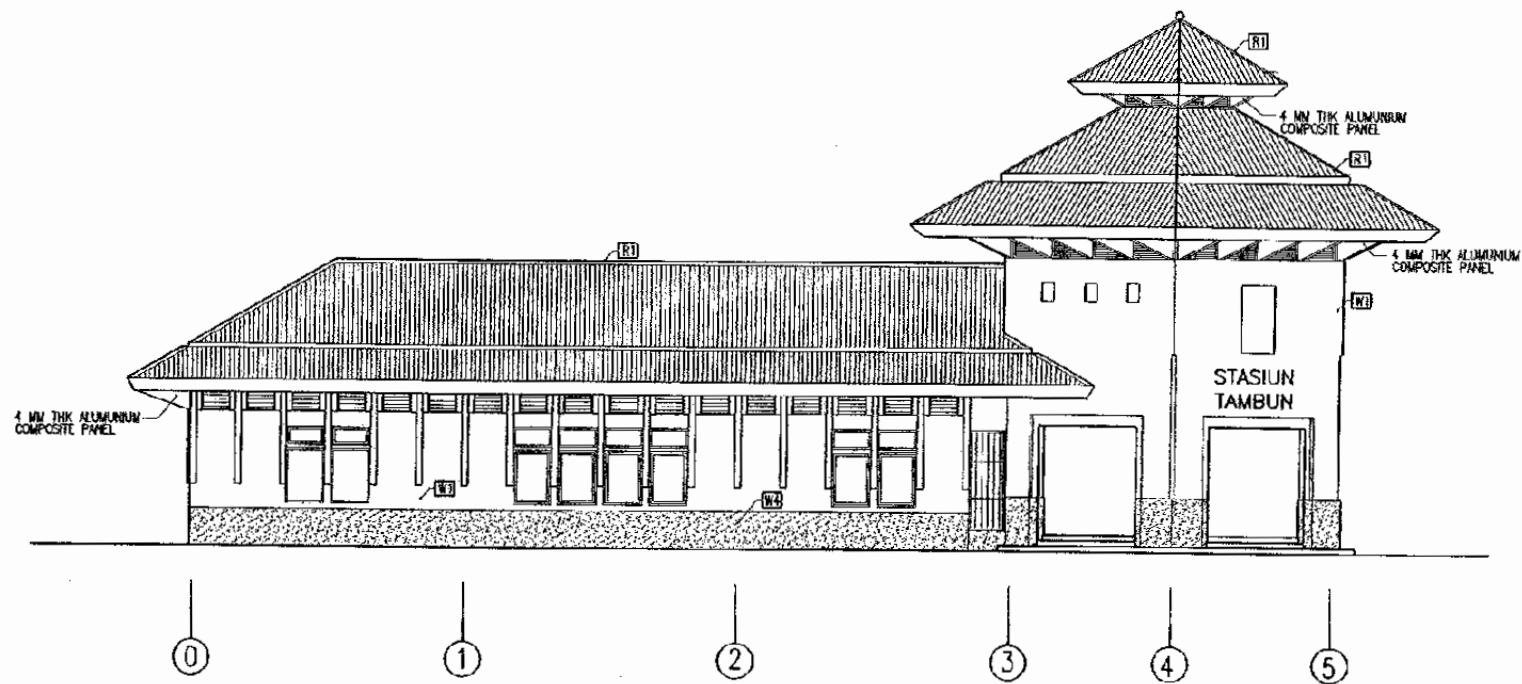
ARCHITECTURE

TAMBUN STATION

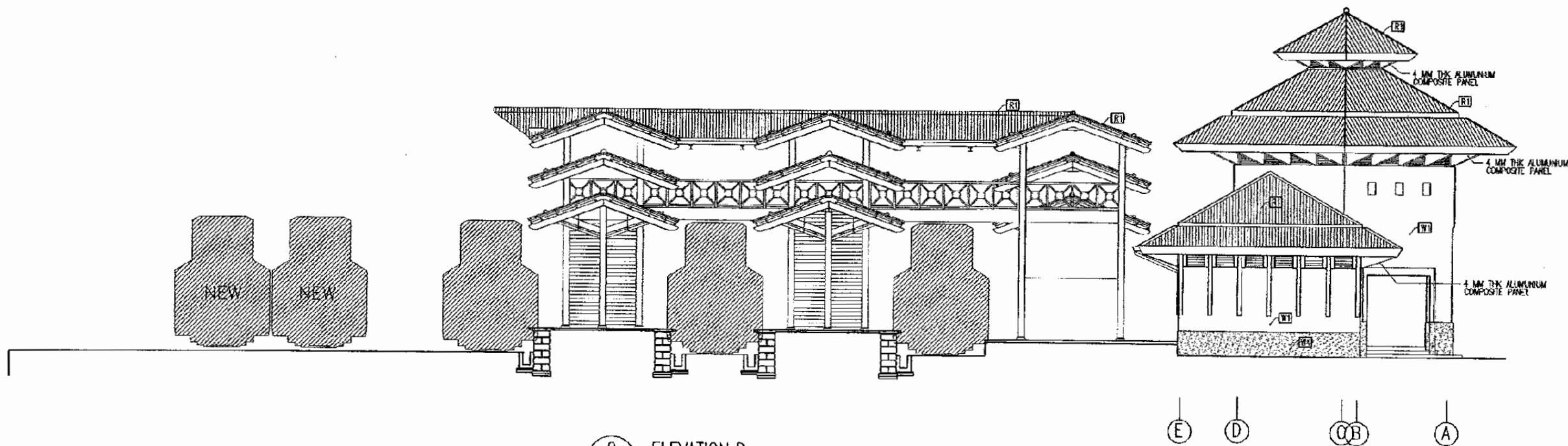
DATE 10/MARCH/2003

Drawing Title :
 ROOF PLAN

Scale: 1 : 200
 Drawing No: AA-11-004



1 ELEVATION A
SCALE: 1 : 200



2 ELEVATION D
SCALE: 1 : 200

The Railway Electrification and
Double - double Tracking of
Java Main Line Project



DEPARTEMEN PERHUBUNGAN
MINISTRY OF COMMUNICATION
DIREKTORAT JENDERAL PERHUBUNGAN DARAT
DIRECTORATE GENERAL OF LAND COMMUNICATION
Jalan Medan Merdeka Barat No.8 Gedung Kaya 2.11 Jakarta 10110-350557
J.A.E.A.R.T.S.

Note:

This detailed design has been executed by a team of consultants as shown below in accordance with the agreement between Japan International Cooperation Agency (JICA) and JICA Study Team. The copyright of this drawing rests with JICA.

Designed by:

Japan International Cooperation Agency (JICA)

JICA Study Team:

Joint Venture of
Pacific Consultants International and
Japan Railway Technical Service

ARCHITECTURE

TAMBUN STATION

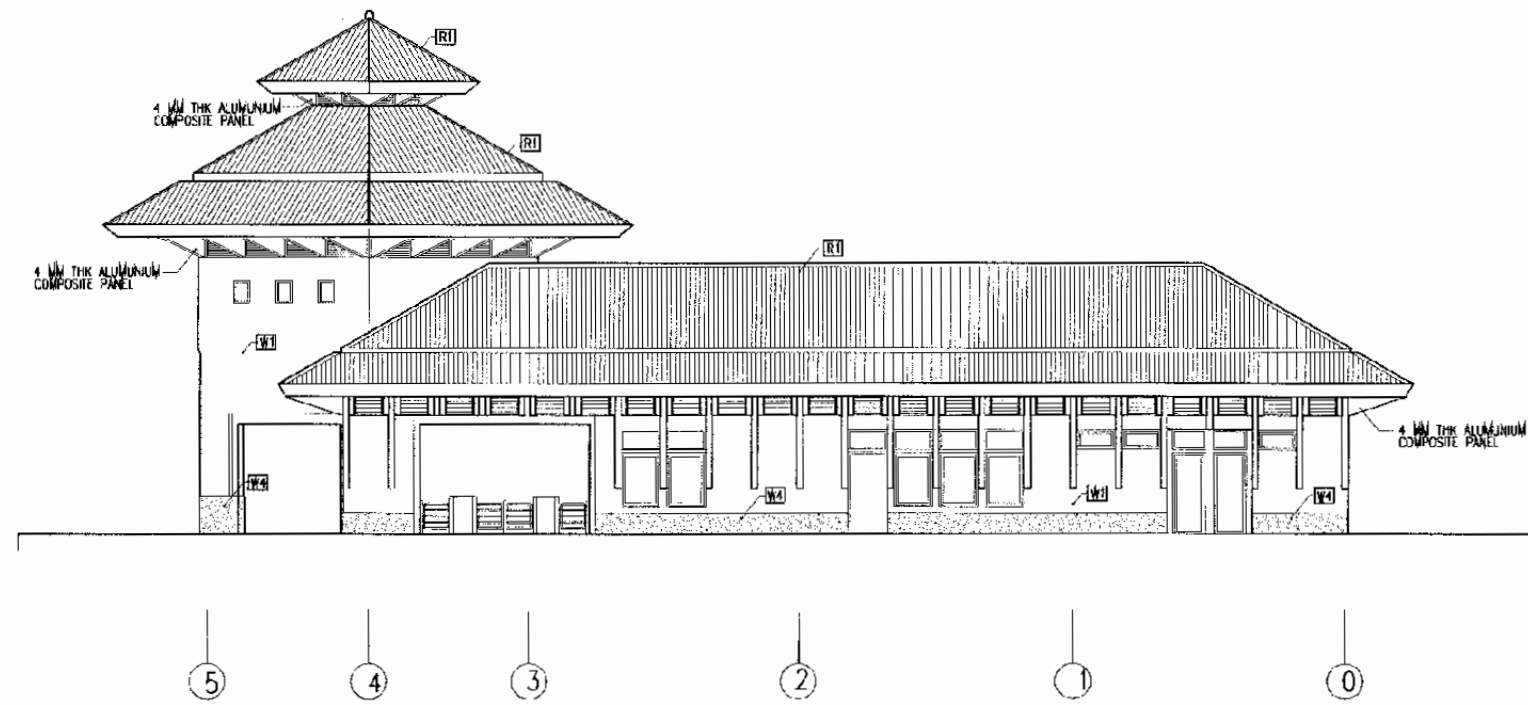
DATE 10/MARCH/2003

Drawing Title :

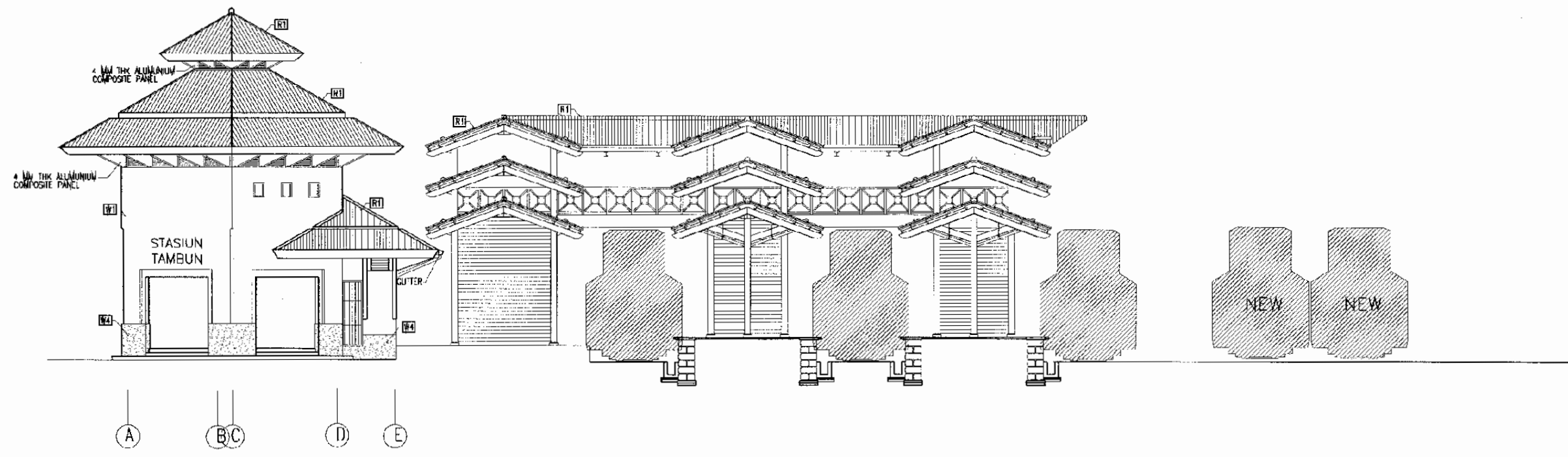
ELEVATION A & D

Scale:
1 : 200

Drawing No:
AA-11-005



1 ELEVATION C
SCALE: 1 : 200



2 ELEVATION B
SCALE: 1 : 200

The Railway Electrification and Double - double Tracking of Java Main Line Project



Note:
This detailed design has been executed by a team of consultants as shown below in accordance with the agreement between Japan International Cooperation Agency (JICA) and JICA Study Team.
The copyright of this drawing rests with JICA.

Designed by:
Japan International Cooperation Agency (JICA)
JICA Study Team:
Joint Venture of Pacific Consultants International and Japan Railway Technical Service

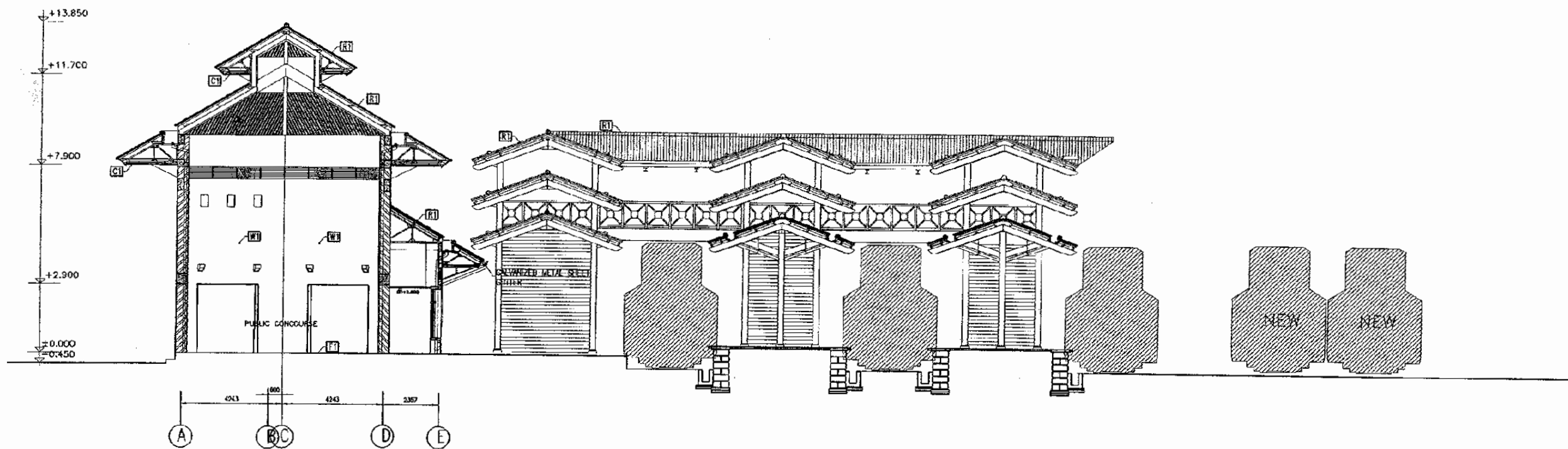
ARCHITECTURE

TAMBUN STATION

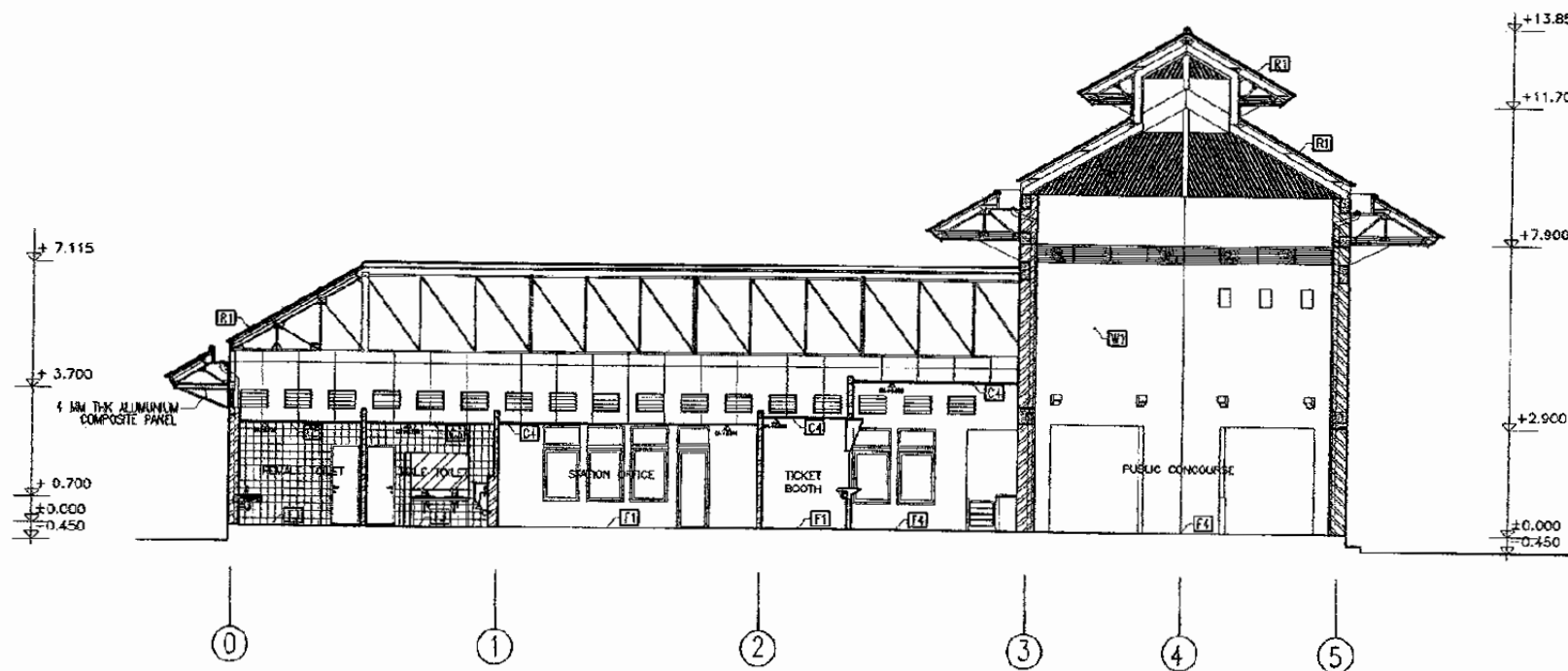
DATE 10/MARCH/2003

Drawing Title :
ELEVATION B & C

Scale: 1 : 200
Drawing No: AA-11-006



1 SECTION 1
SCALE: 1 : 200



2 SECTION 2
SCALE: 1 : 200

The Railway Electrification and
Double - double Tracking of
Java Main Line Project



DEPARTEMEN PERHUBUNGAN
KEMENTERIAN KOMUNIKASI
DIREKTORAT JENDERAL PERHUBUNGAN DARAT
DIREKTORAT JENDERAL OF LAND COMMUNICATION
Jalan Medan Merdeka Barat no.8 Gedung Karya 2.11 Rp.001-300020-300030
JAKARTA

Note:

This detailed design has been executed by a team of consultants as shown below in accordance with the agreement between Japan International Cooperation Agency (JICA) and JICA Study Team.
The copyright of this drawing rests with JICA.

Designed by:

Japan International Cooperation Agency (JICA)
JICA Study Team:
Joint Venture of Pacific Consultants International and Japan Railway Technical Service

ARCHITECTURE

TAMBUN STATION

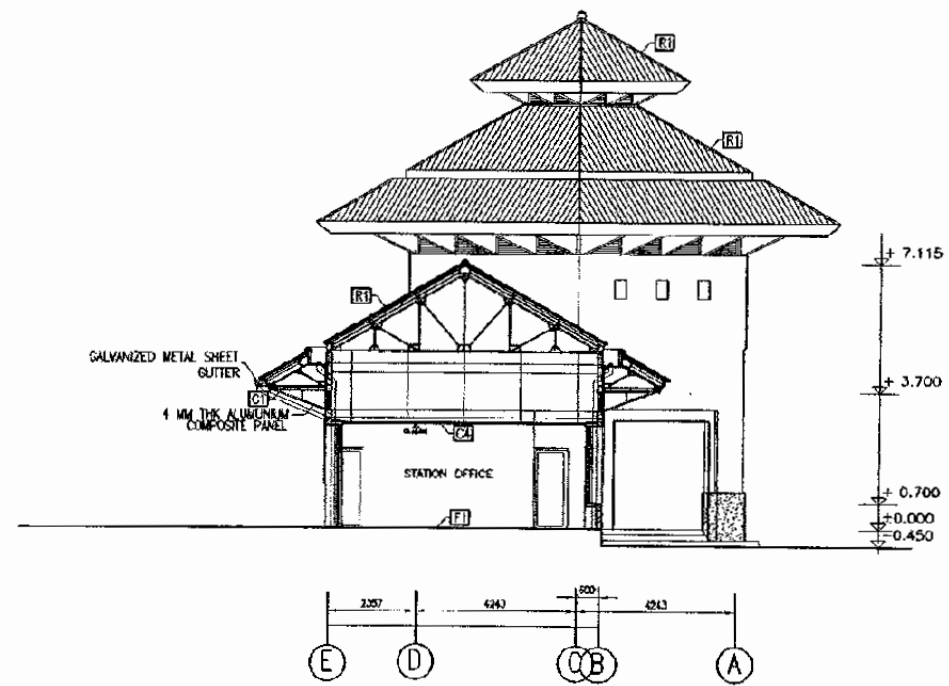
DATE 10/MARCH/2003

Drawing Title :

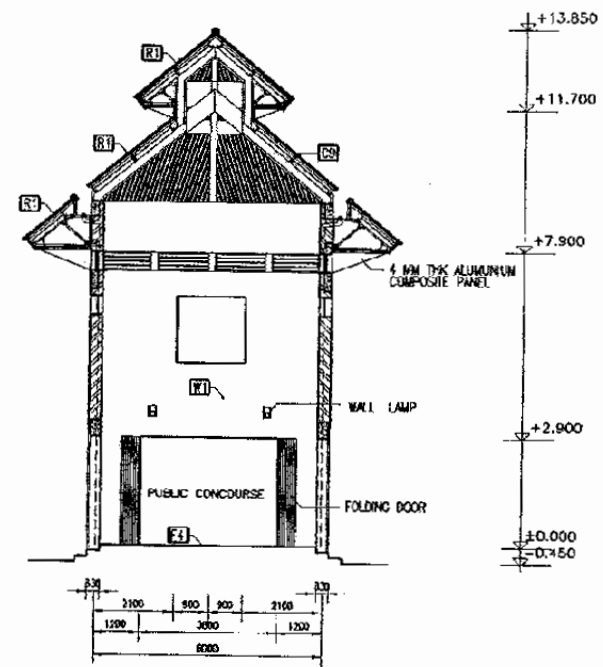
SECTION 1 & 2

Scale:
1 : 200

Drawing No.:
AA-11-007



1 SECTION 3
SCALE: 1 : 200



2 SECTION 4
SCALE: 1 : 200

The Railway Electrification and
Double - double Tracking of
Java Main Line Project



Note:
This detailed design has been executed by a team of consultants as shown below in accordance with the agreement between Japan International Cooperation Agency (JICA) and JICA Study team.
The copyright of this drawing rests with JICA.

Designed by:
Japan International Cooperation Agency (JICA)
JICA Study Team:
Joint Venture of
Pacific Consultants International and
Japan Railway Technical Service

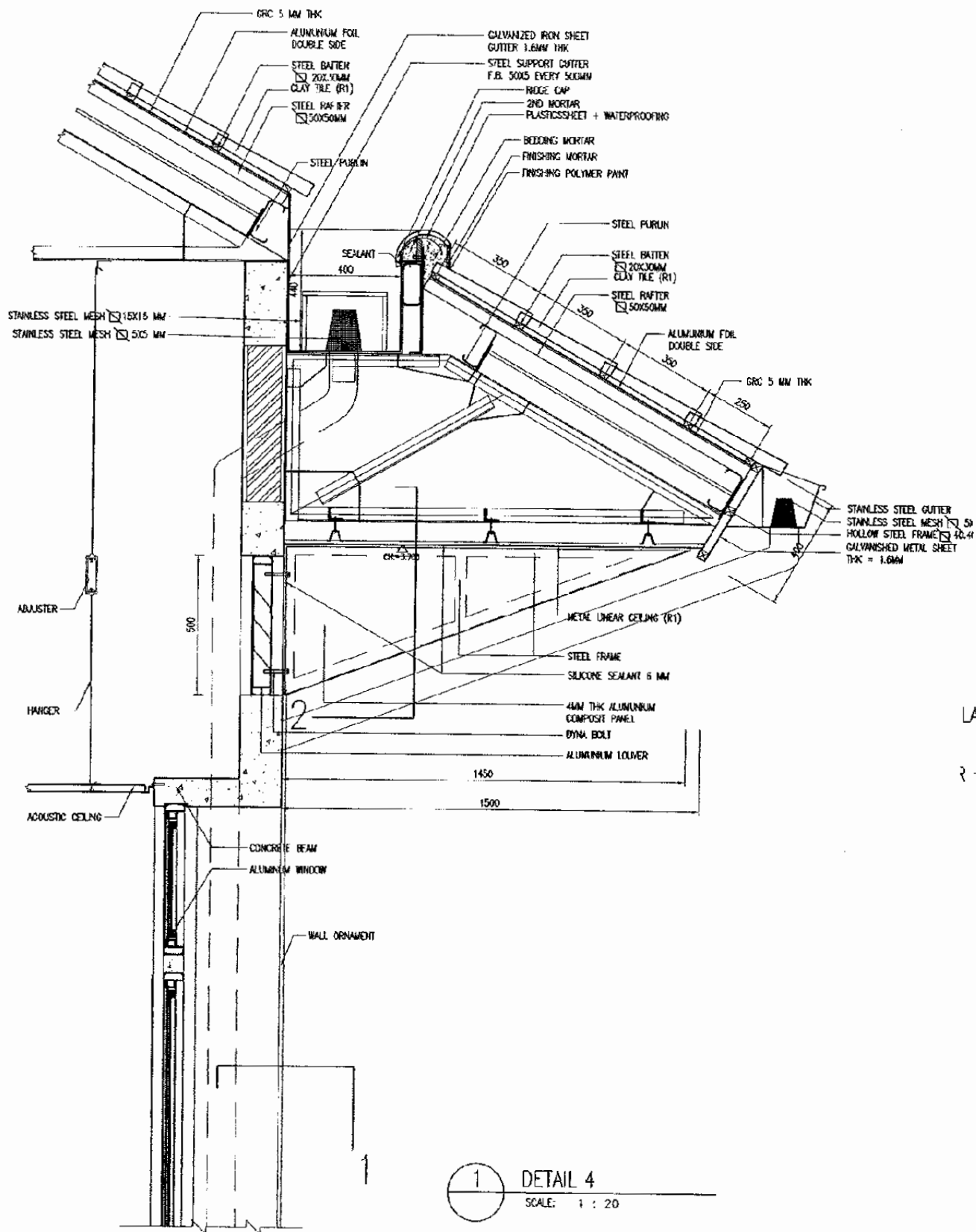
ARCHITECTURE

TAMBUN STATION

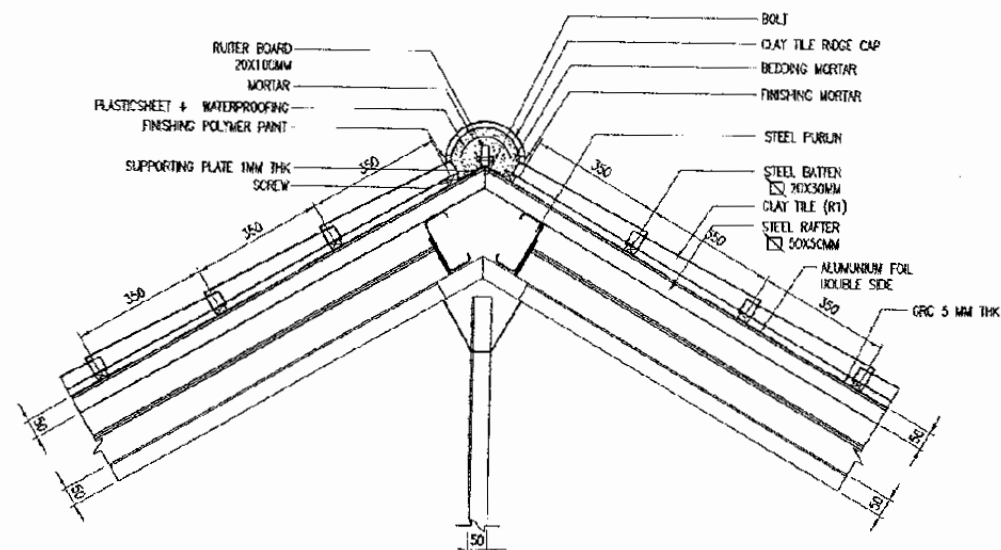
DATE 10/MARCH/2003

Drawing Title :
SECTION 3 & 4

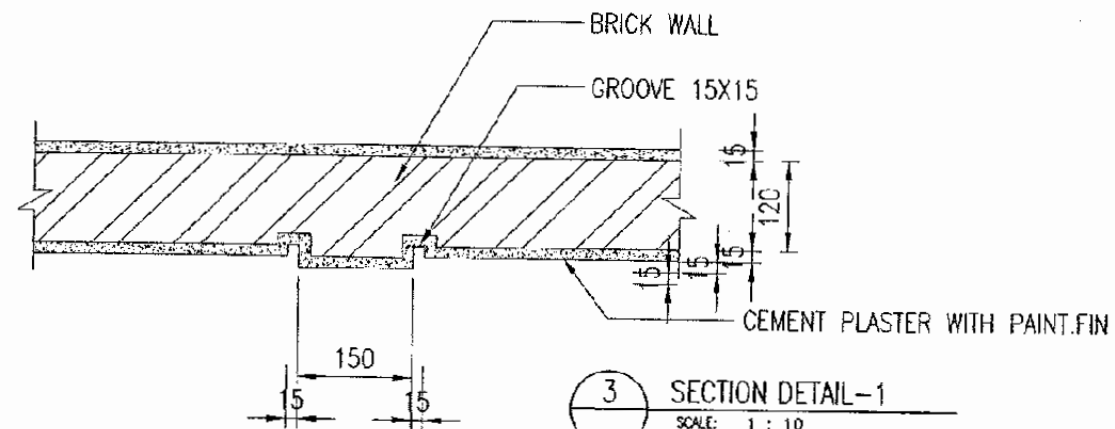
Scale: 1 : 200 Drawing No.: AA-11-008



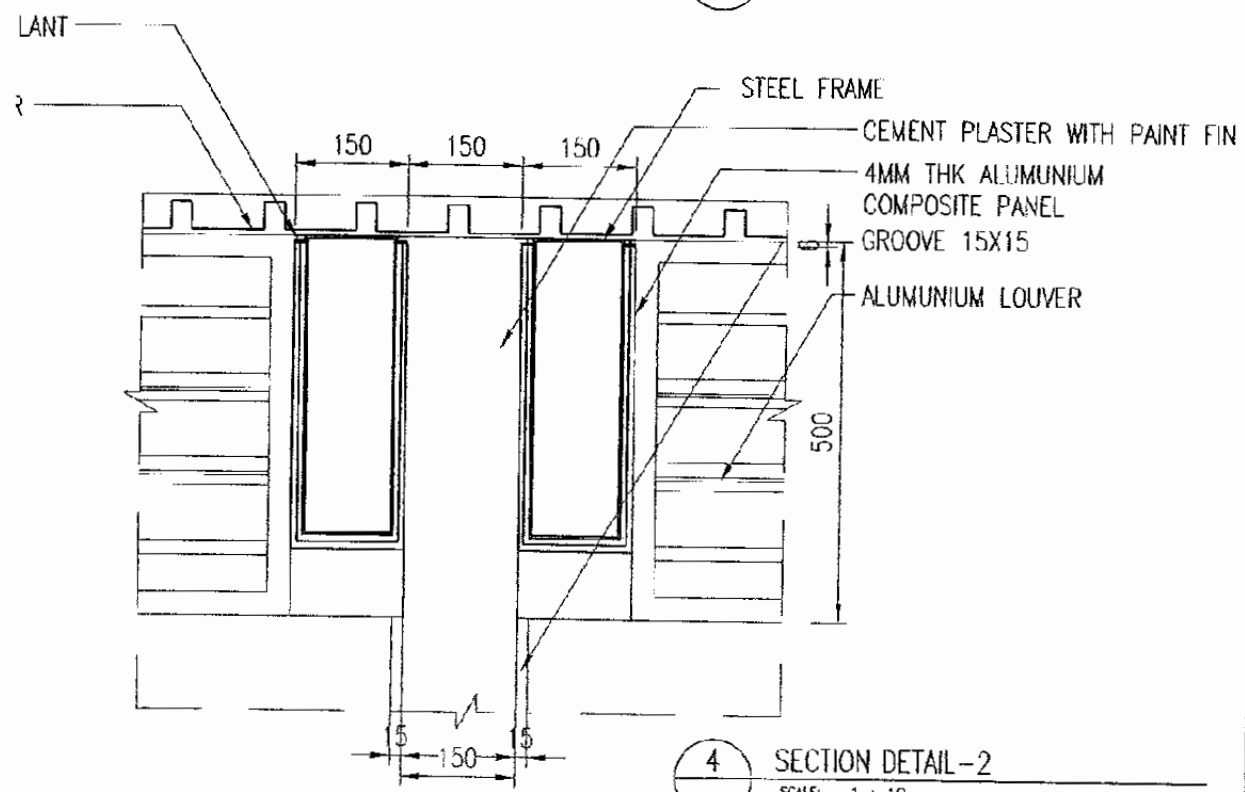
1 DETAIL 4
SCALE: 1 : 20



2 DETAIL 5
SCALE: 1 : 20



3 SECTION DETAIL-1
SCALE: 1 : 10



4 SECTION DETAIL-2
SCALE: 1 : 10

The Railway Electrification and Double - double Tracking of Java Main Line Project



DEPARTEMEN PERKAWANGAN
KEMENTERIAN KOMUNIKASI
DIREKTORAT JENDERAL PERKAWANGAN BARU
DIREKTORAT JENDERAL KONSTRUKSI
Jalan Medan Merdeka Barat, no.3 Gedung Korp. 5.11 Rp.021-324026-324027
JAKARTA

Note:
This detailed design has been executed by a team of consultants as shown below in accordance with the agreement between Japan International Cooperation Agency (JICA) and JICA Study Team.
The copyright of this drawing rests with JICA.

Designed by:
Japan International Cooperation Agency (JICA)
JICA Study Team:
Joint Venture of
Pacific Consultants International and
Japan Railway Technical Service

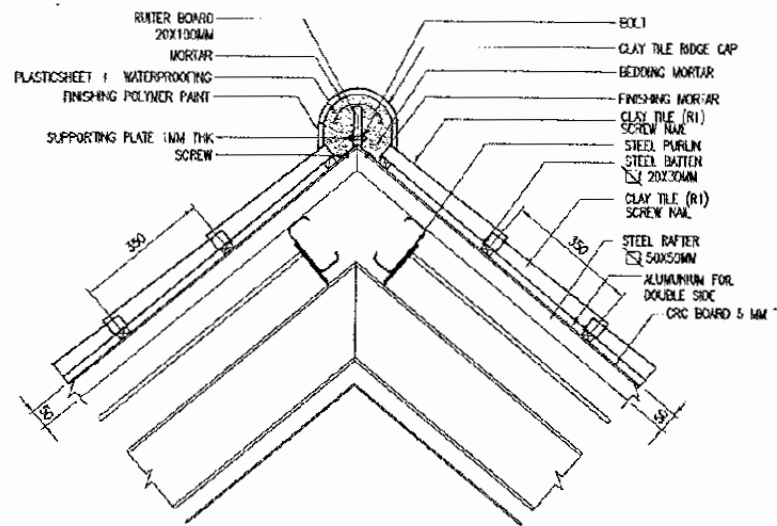
ARCHITECTURE

TAMBUN STATION

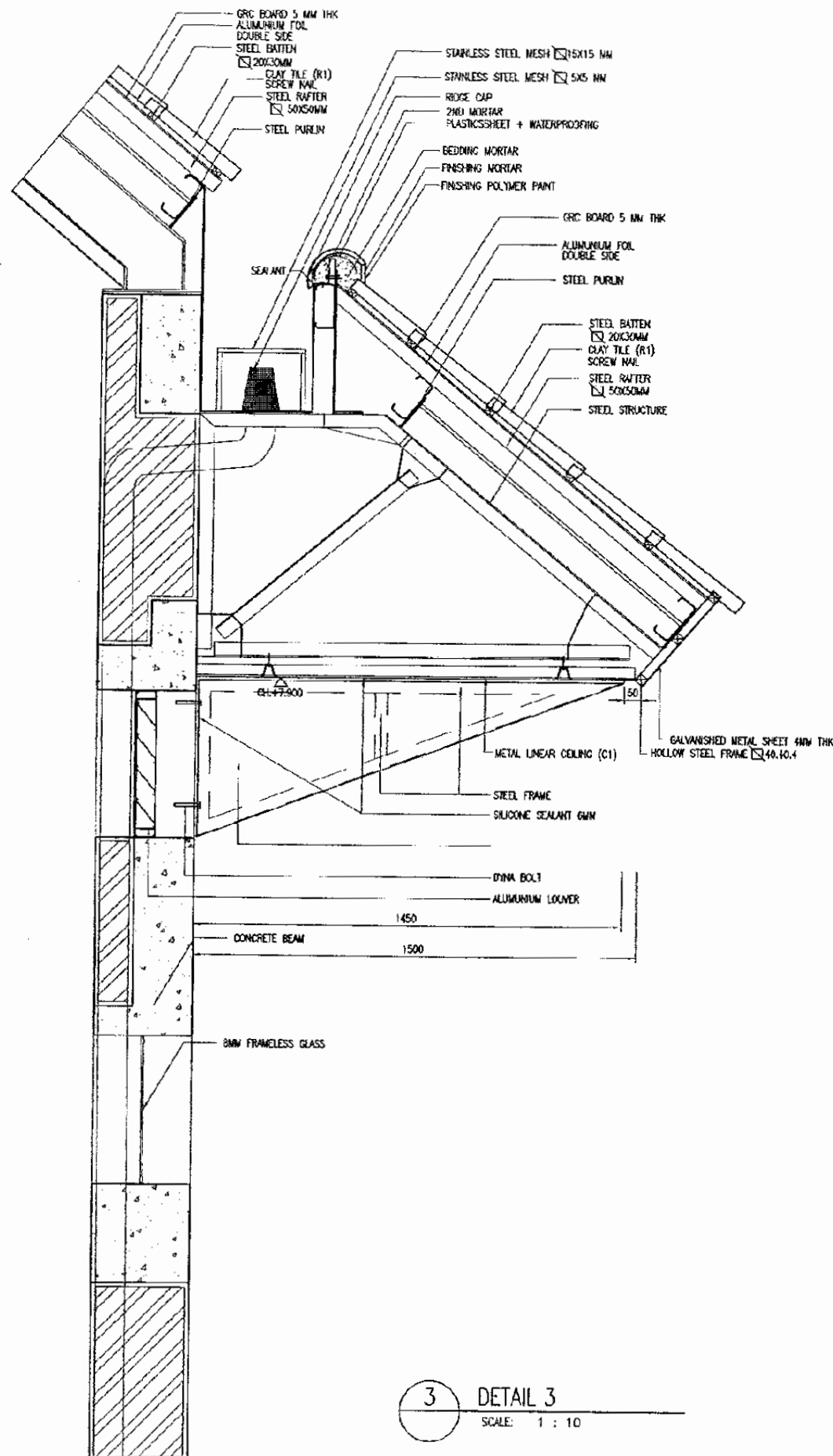
DATE 10/MARCH/2003

Drawing Title :
SECTION DETAIL'S 1

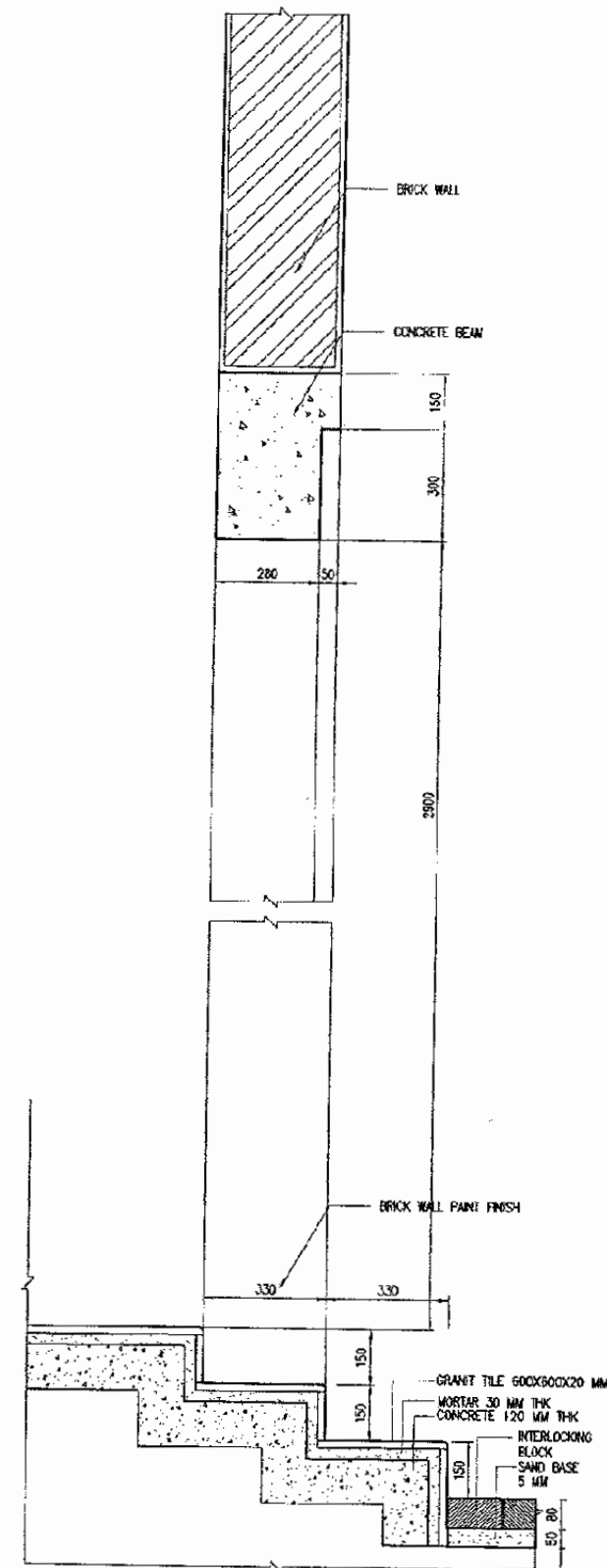
Scale: 1 : 10 Drawing No.: AA-11-009



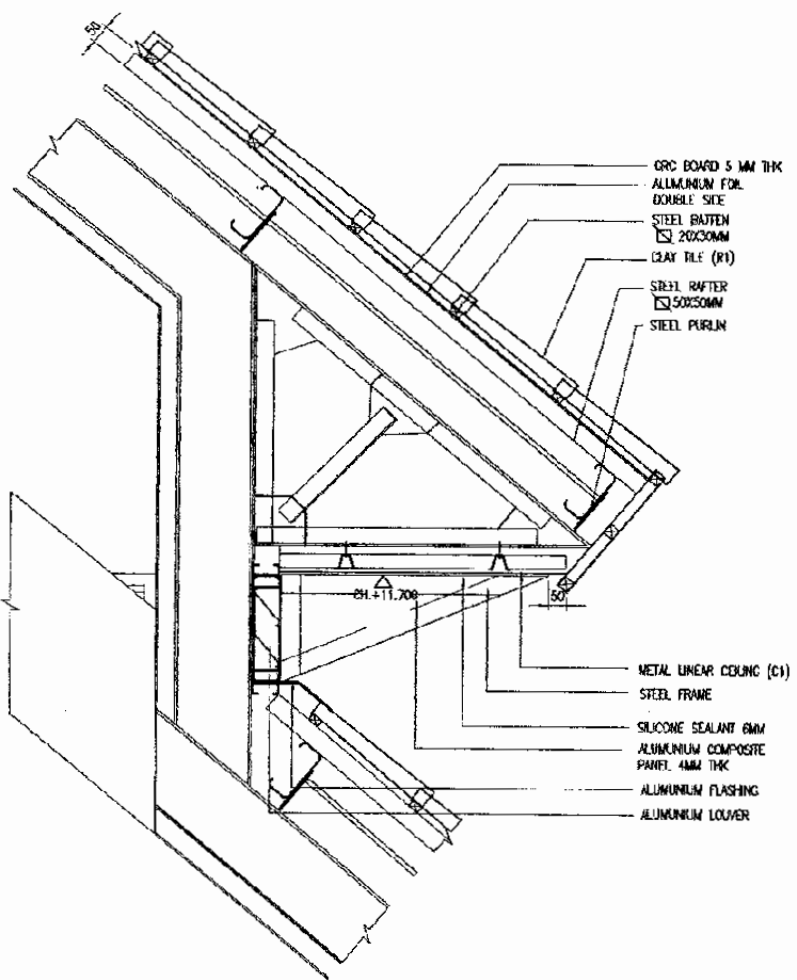
1 DETAIL 1
SCALE: 1 : 10



3 DETAIL 3
SCALE: 1 : 10



4 DETAIL 4
SCALE: 1 : 10



2 DETAIL 2
SCALE: 1 : 10

The Railway Electrification and Double - double Tracking of Java Main Line Project



Note:
This detailed design has been executed by a team of consultants as shown below in accordance with the agreement between Japan International Cooperation Agency (JICA) and JICA Study Team.
The copyright of this drawing rests with JICA.

Designed by:
Japan International Cooperation Agency (JICA)
JICA Study Team:
Joint Venture of Pacific Consultants International and Japan Railway Technical Service

ARCHITECTURE

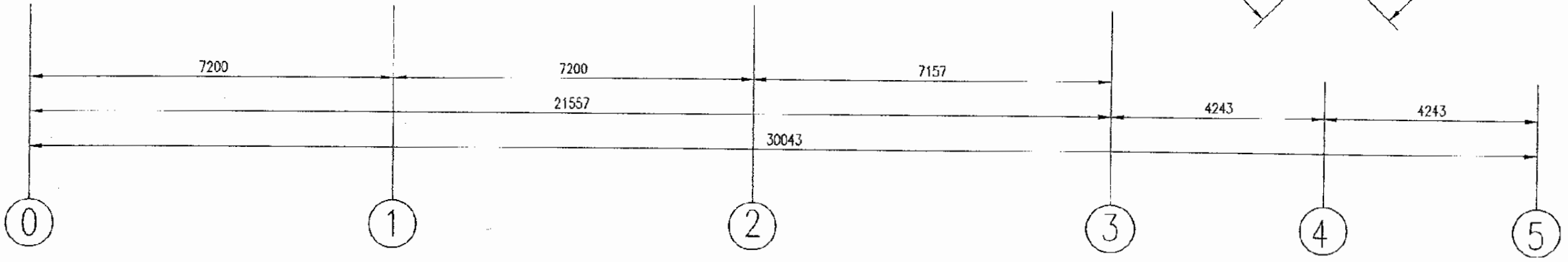
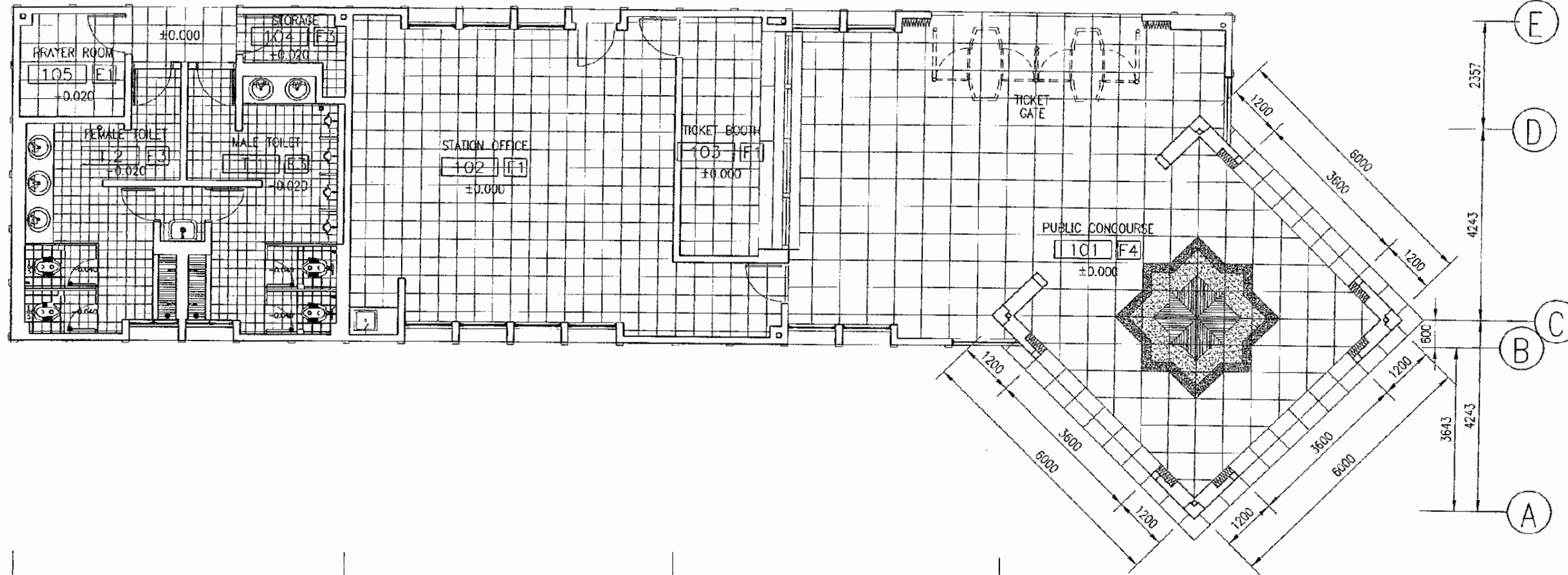
TAMBUN STATION

DATE 10/MARCH/2003

Drawing Title :

SECTION DETAIL'S 2

Scale: 1 : 10
Drawing No.: AA-11-010



1 FLOOR PATTERN PLAN
SCALE: 1 : 100

The Railway Electrification and Double - double Tracking of Java Main Line Project



This detailed design has been executed by a team of consultants as shown below in accordance with the agreement between Japan International Cooperation Agency (JICA) and JICA Study Team. The copyright of this drawing rests with JICA.

Designed by:
Japan International Cooperation Agency (JICA)
JICA Study Team:
Joint Venture of Pacific Consultants International and Japan Railway Technical Service

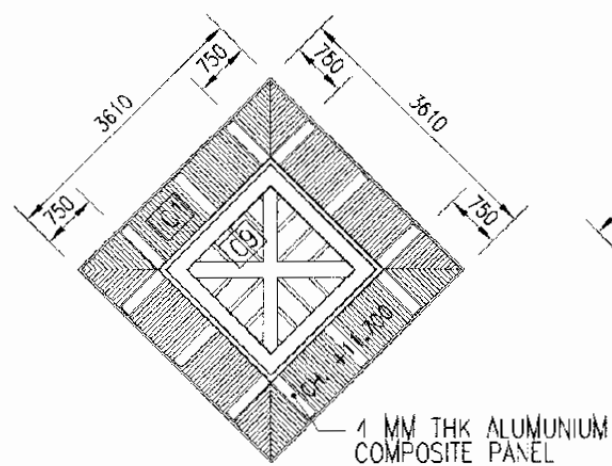
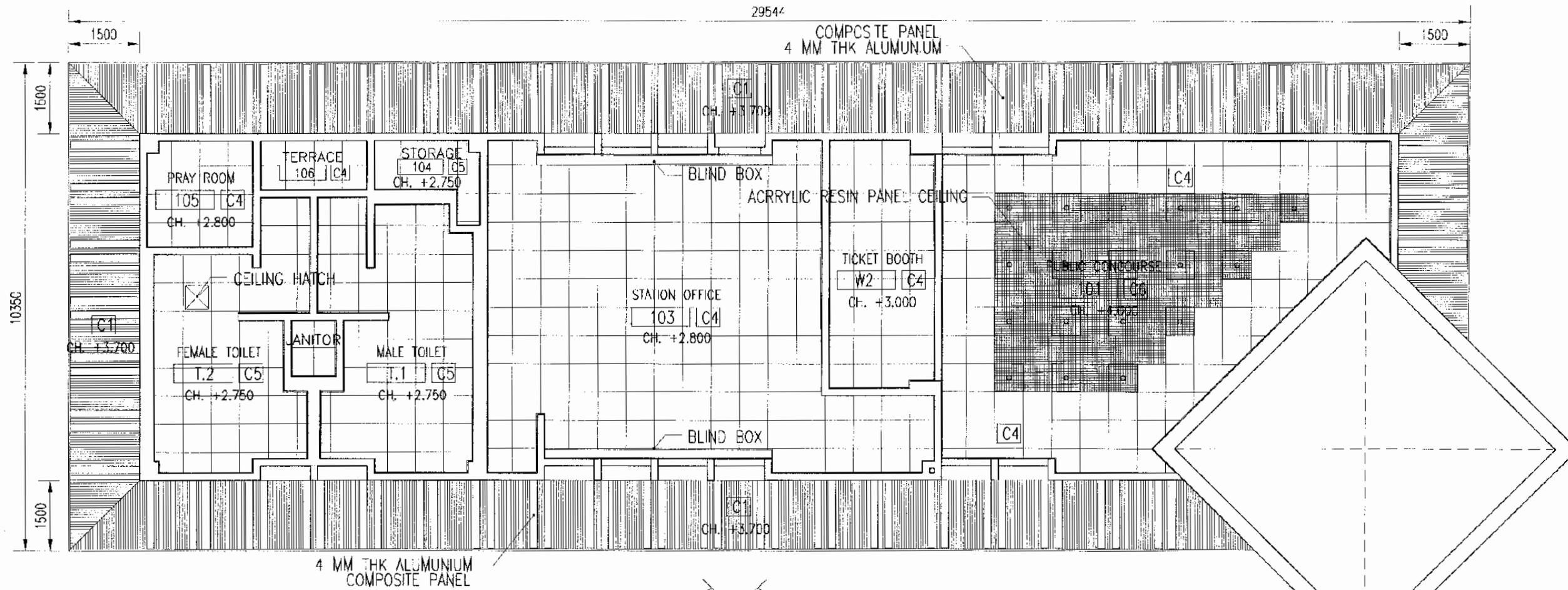
ARCHITECTURE

TAMBUN STATION

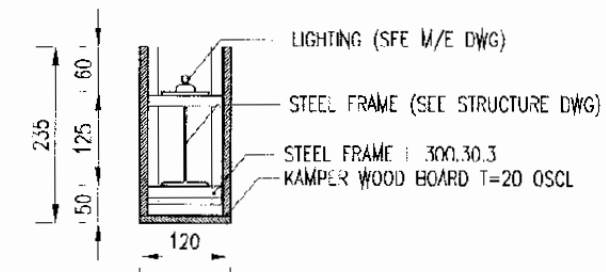
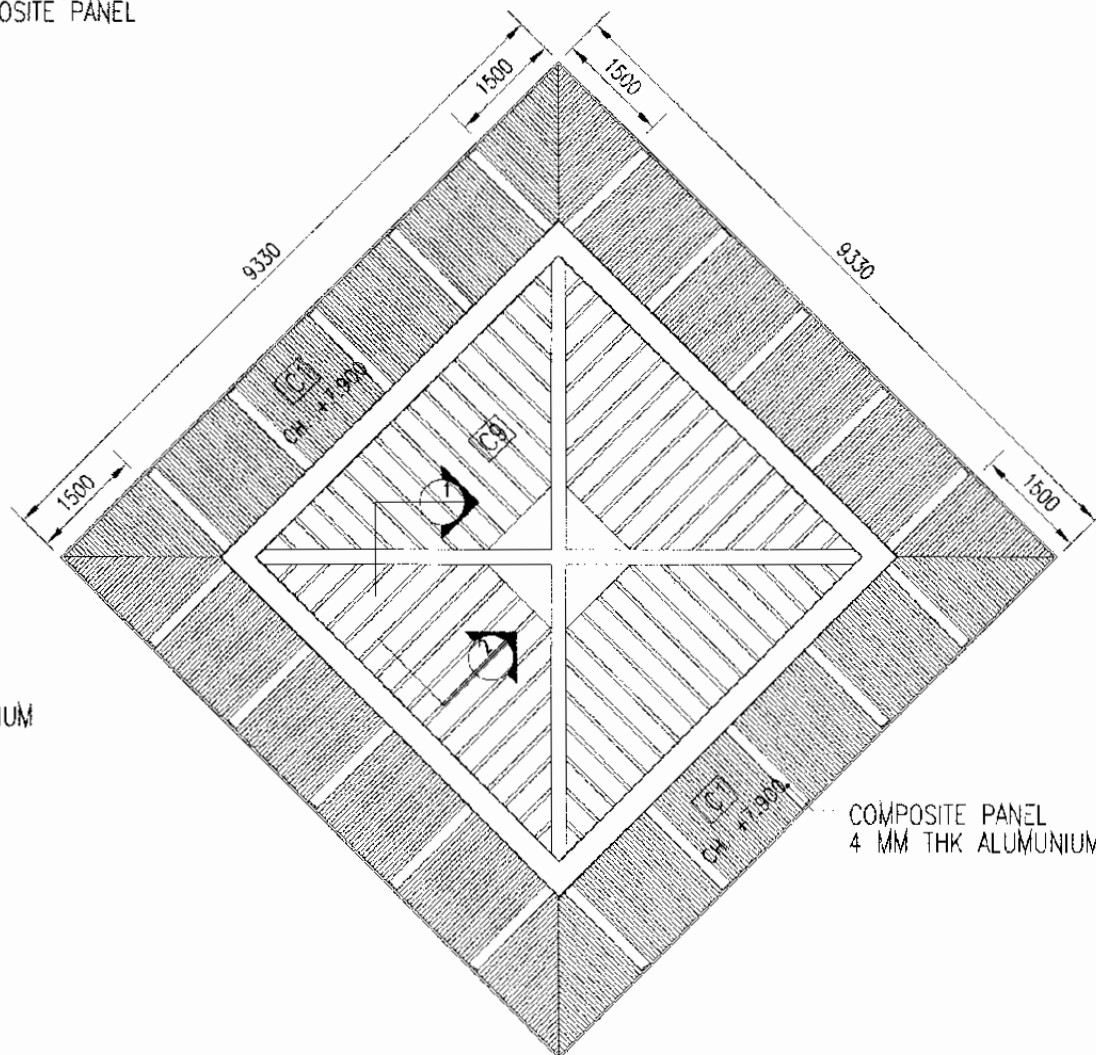
DATE 10/MARCH/2003

Drawing Title :
FLOOR PATTERN PLAN

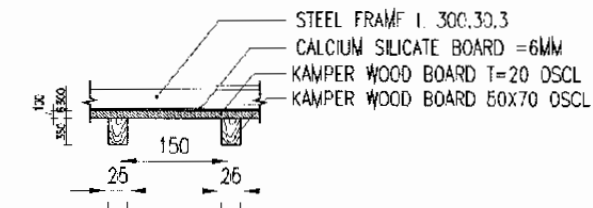
Scale: 1 : 100 Drawing No: AA-11-011



1 REFLECTED CEILING PLAN
SCALE: 1 : 100



2 SECTION DETAIL 1
SCALE: 1 : 10



3 SECTION DETAIL 2
SCALE: 1 : 10

The Railway Electrification and Double - double Tracking of Java Main Line Project



This detailed design has been executed by a team of consultants as shown below in accordance with the agreement between Japan International Cooperation Agency (JICA) and JICA Study Team.
The copyright of this drawing rests with JICA.

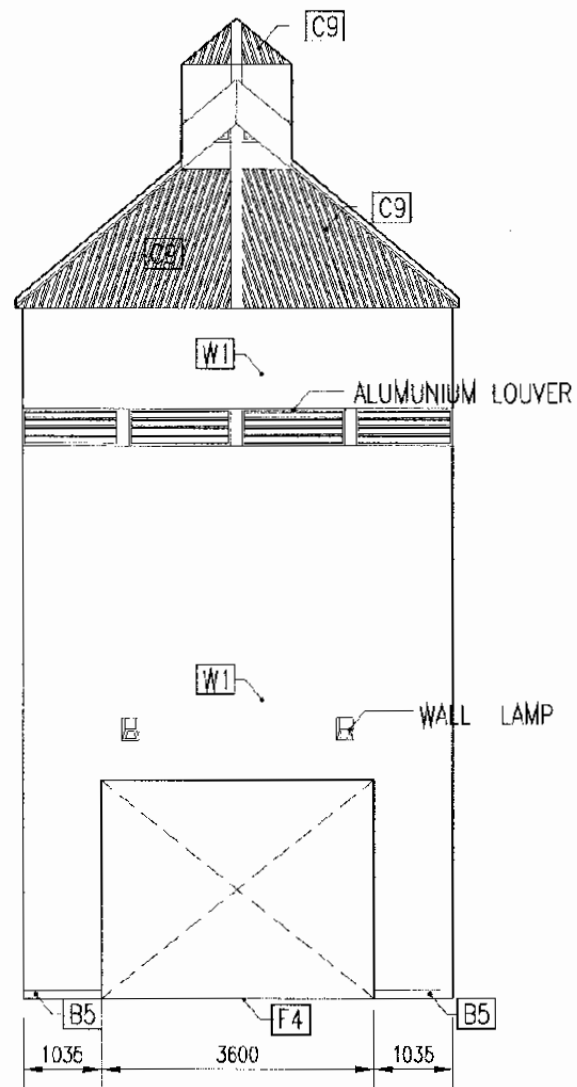
Designed by:
Japan International Cooperation Agency (JICA)
JICA Study Team:
Joint Venture of
Pacific Consultants International and
Japan Railway Technical Service

ARCHITECTURE
TAMBUN STATION

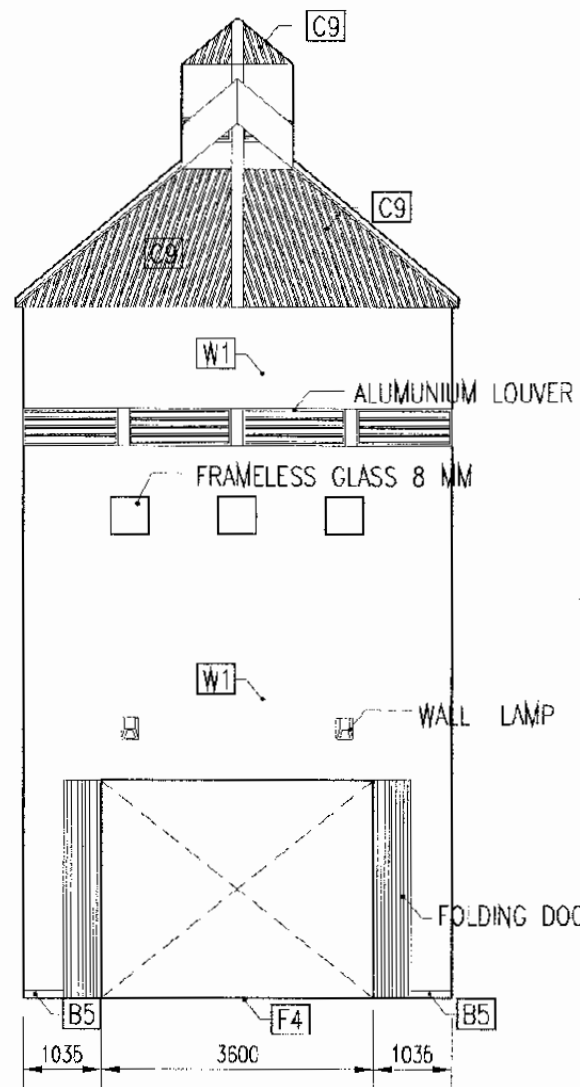
DATE 10/MARCH/2003

Drawing Title:
REFLECTED CEILING PLAN
&
SECTION DETAILS

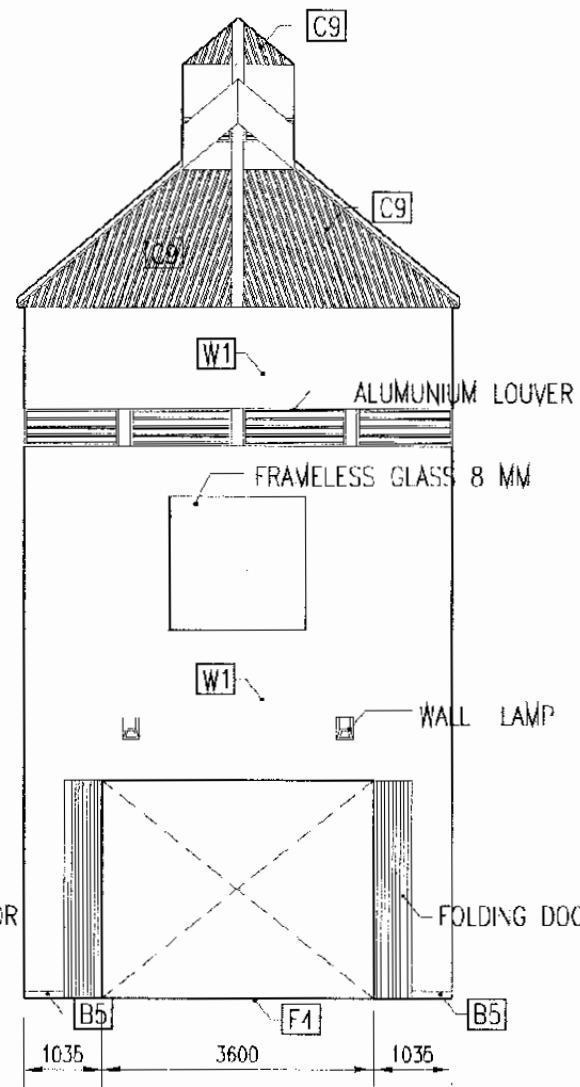
Scale:
1 : 100
1 : 30
Drawing No.
AA-11-012



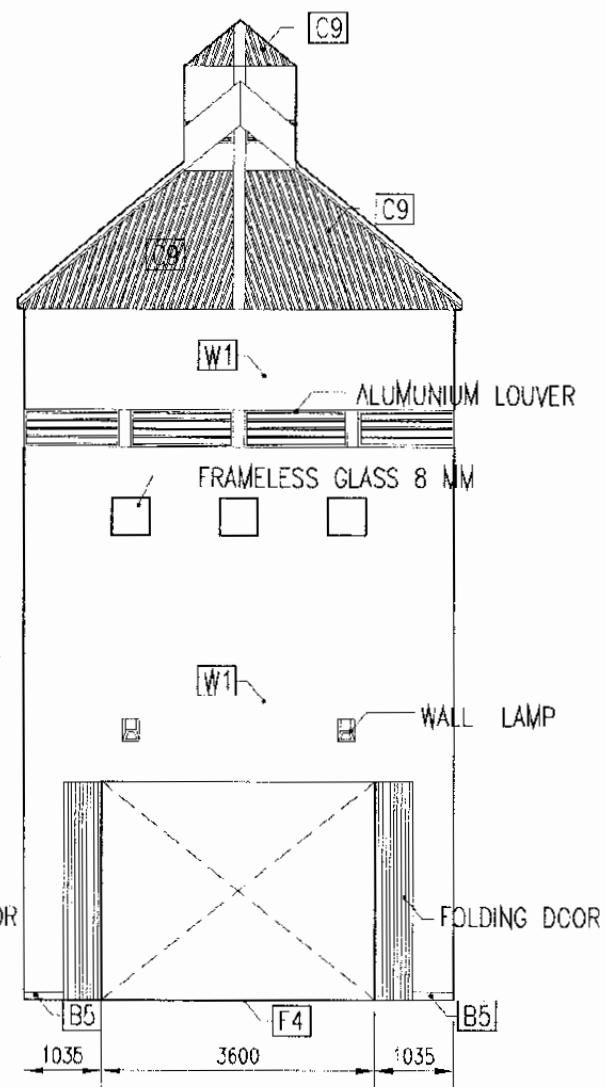
1 CONCOURSE INTERNAL ELEVATION A
SCALE: 1 : 100



2 CONCOURSE INTERNAL ELEVATION B
SCALE: 1 : 100



3 CONCOURSE INTERNAL ELEVATION C
SCALE: 1 : 100



4 CONCOURSE INTERNAL ELEVATION D
SCALE: 1 : 100

The Railway Electrification and
Double - double Tracking of
Java Main Line Project



Note:
This detailed design has been executed by a team
of consultants as shown below in accordance with
the agreement between Japan International
Cooperation Agency (JICA) and JICA Study
Team.
The copyright of this drawing rests with JICA.

Designed by:
Japan International Cooperation
Agency (JICA)
JICA Study Team:
Joint Venture of
Pacific Consultants International and
Japan Railway Technical Service

ARCHITECTURE

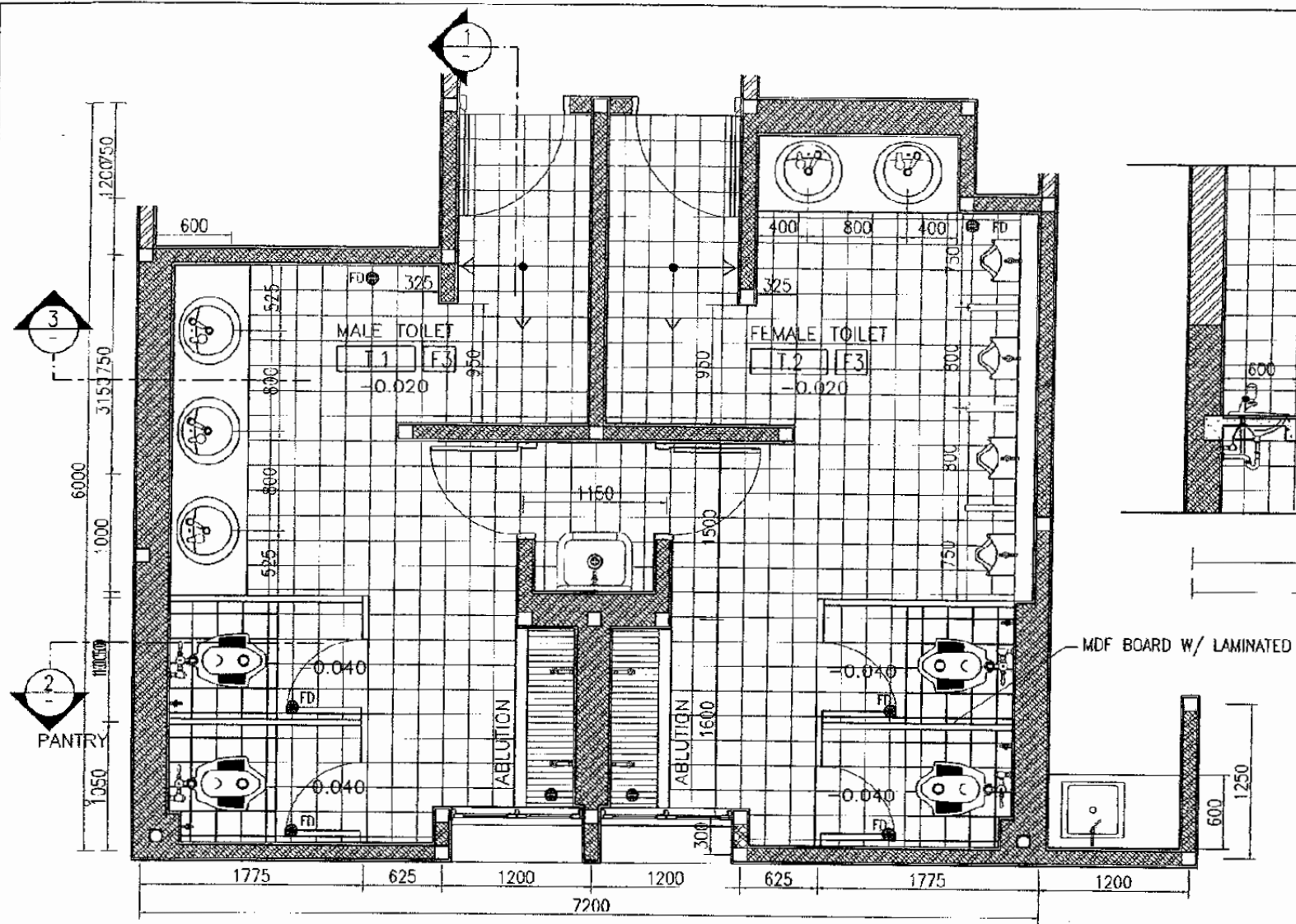
TAMBUN STATION

DATE 10/MARCH/2003

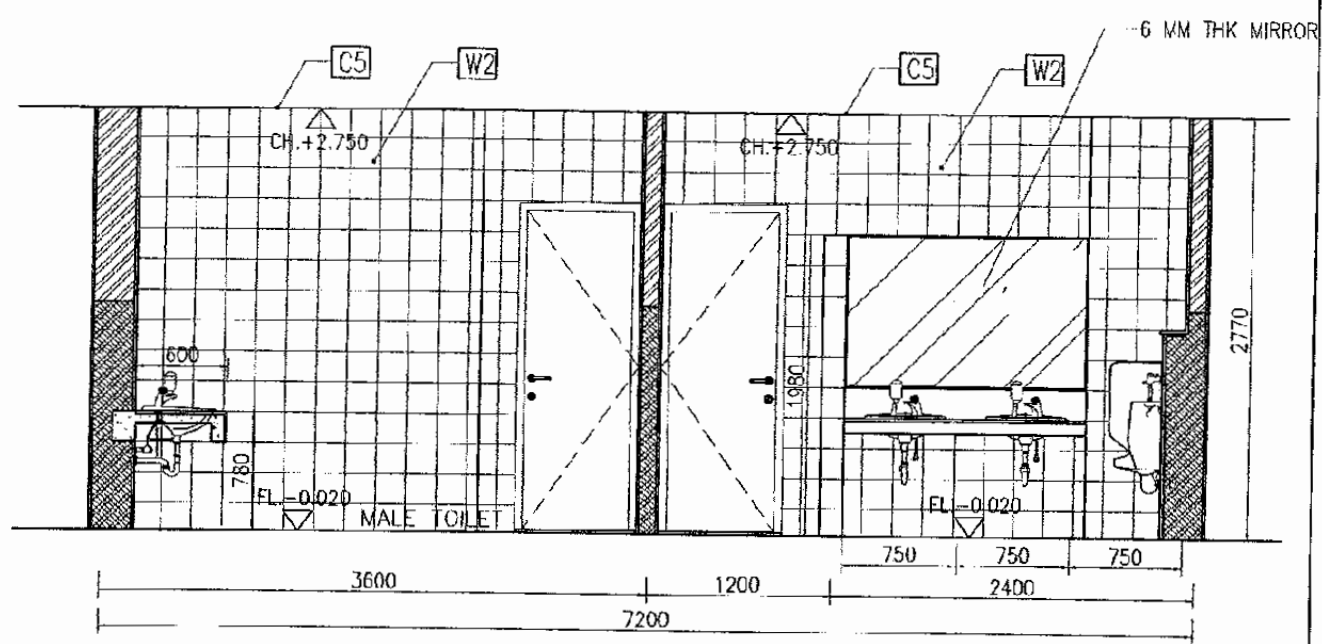
Drawing Title :

PUBLIC CONCOURSE
ELEVATIONS

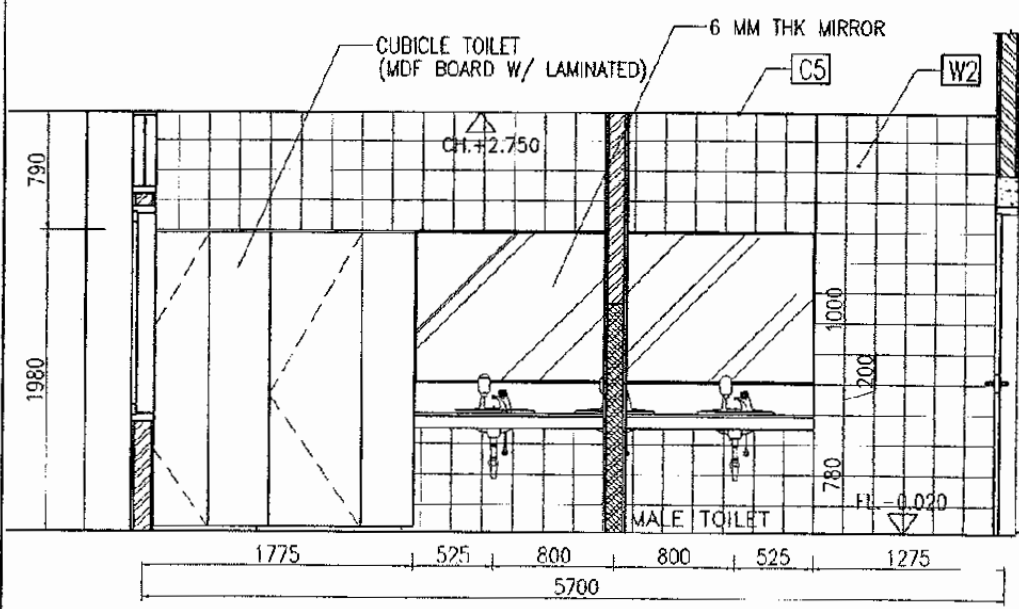
Scale: 1 : 100 Drawing No. AA-11-013



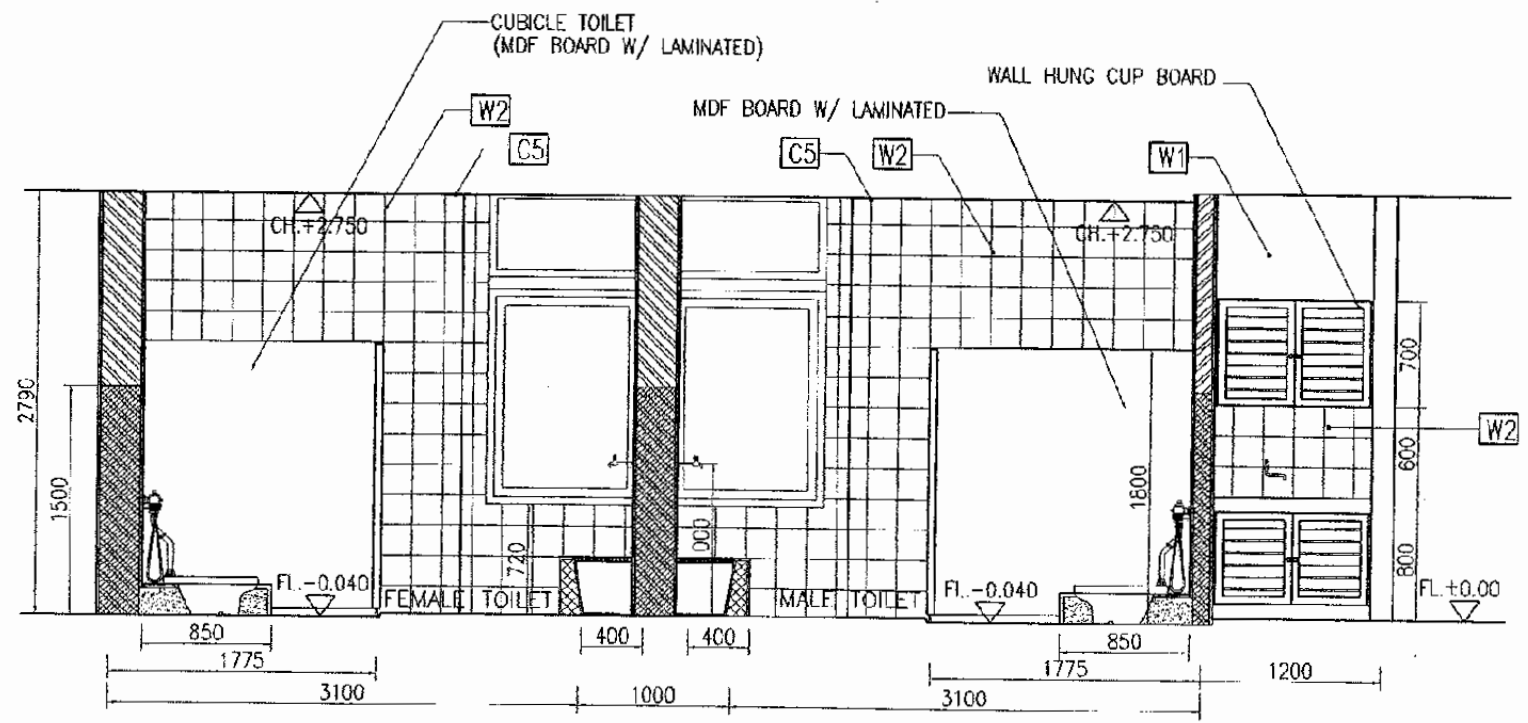
1 TOILET PLAN
SCALE: 1:100



4 SECTION 3
SCALE: 1:100



2 SECTION 1
SCALE: 1:100



3 SECTION 2
SCALE: 1:100

The Railway Electrification and Double - double Tracking of Java Main Line Project



Note:
This detailed design has been executed by a team of consultants as shown below in accordance with the agreement between Japan International Cooperation Agency (JICA) and JICA Study Team.
The copyright of this drawing rests with JICA.

Designed by:
Japan International Cooperation Agency (JICA)
JICA Study Team:
Joint Venture of Pacific Consultants International and Japan Railway Technical Service

ARCHITECTURE

TAMBUK STATION

DATE 10/MARCH/2003

Drawing Title :
TOILET PLAN & SECTION'S

Scale: 1:50 Drawing No.: AA-11-014

EXTERIOR FINISH SCHEDULE														
R	ROOF	REMARKS	F	FLOOR	REMARKS	B	BASE	REMARKS	W	WALL/COLUMN	REMARKS	C	CEILING / SOFFIT	REMARKS
R1	CLAY TILE	W/ ALUMINUM FOR DOUBLE SIDE							W1	CEMENT PLASTER TROWEL W/ PAINT FINISH		C1	METAL LINEAR /W PAINT FINISH	
									W4	150X300X20MM TPX MARBLE STONE				

INTERIOR FINISH SCHEDULE																																						
ROOM NUMBER	ROOM NAME	ROOM FLOOR AREA (M ²)	CEILING HEIGHT (MM)	BUILDING ELEMENT										GENERAL REMARKS																								
				FLOOR								BASE			WALL						CEILING																	
FINISH MATERIAL				F1	F2	F3	F4	F5	F6	F7	F8	B1	B2	B3	B4	B5	B6	W1	W2	W3	W4	W5	W6	W7	W8	W9	W10	C1	C2	C3	C4	C5	C6	C7	C8	C9	REMARKS	
				400 x 400 x 8 mm THK CERAMIC TILE								100 mm H. GLAZED CERAMIC TILE						CEMENT PLASTER TROWEL W/ PAINT FINISH										METAL LINEAR CEILING W/ PAINT FINISH										
				300 x 300 x 8 mm THK HOMODIENICUS TILE								100 mm H. CEMENT PLASTER FINISH						CEMENT PLASTER TROWEL W/ PAINT FINISH										WOODEN LAMINATE CEILING										
				200 x 200 x 6 mm TPX CERAMIC TILE								100 mm H. PAINTED WALL BASE						15mm TPX CERAMIC BOARD W/ PAINT FINISH									600 x 600 x 15 mm THK AGRESTON CERAMIC BOARD											
				600 x 600 x 20 mm THK GRANITE STONE								100 mm H. PAINTED WOODEN WALL 3PCS						1500X300X20MM THK MARBLE STONE									4.5 mm THK CALCIUM CHLORIDE BOARD											
				CONCRETE TROWEL FINISH								100 mm H. GRANITE STONE WALL BASE						BRANDE STONE FINISH									50 x 50 mm METAL GRID CEILING											
				CONCRETE TROWEL W/FLOOR HARDENER								100 mm H. MARBLE STONE WALL BASE						MARBLE STONE FINISH									PLASTER ON CONCRETE W/ PAINTED FINISH											
				600 x 600 mm ACES FLOOR W/ HSP PRESSURE LAMINATE																							50 x 70 mm WOODEN LAM. CEILING											
101	PUBLIC CONCOURSE																																					
102	STATION OFFICE	2800																																				
103	TICKET ROOM	3000																																				
104	STORAGE	2750																																				
105	PRAYER ROOM	2900																																				
106	TERRACE	2600																																				
T.1	MALE TOILET	2750																																				
T.2	FEMALE TOILET	2750																																				

The Railway Electrification and Double - double Tracking of Java Main Line Project



DEPARTEMEN PERHUBUNGAN
 KEMENTERIAN KOMUNIKASI DAN INFORMATIKA
 DIREKTORAT JENDERAL PERHUBUNGAN DARAT
 DIREKTORAT JENDERAL KOMUNIKASI
 Jalan Medan Merdeka Barat no.2 Gedung B-11 Jakarta 10110-10111
 JAKARTA

Note:
 This detailed design has been executed by a team of consultants as shown below in accordance with the agreement between Japan International Cooperation Agency (JICA) and JICA Study Team.
 The copyright of this drawing rests with JICA.

Designed by:
 Japan International Cooperation Agency (JICA)
 JICA Study Team:
 Joint Venture of Pacific Consultants International and Japan Railway Technical Service

ARCHITECTURE

TAMBUN STATION

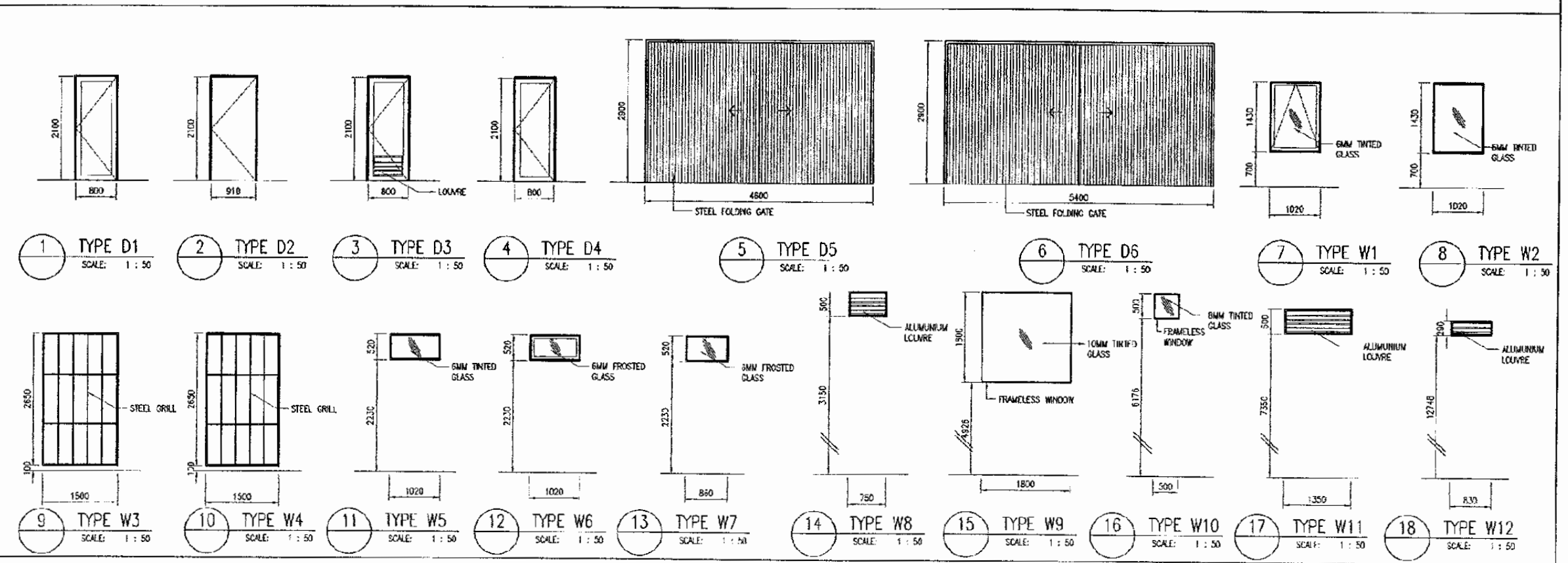
DATE 10/MARCH/2003

Drawing Title :
 FINISH SCHEDULE

Scale: NTS Drawing No.: AA-11-015

RM. NUMBER	ROOM NAME	TYPE	DOOR QTY.						WINDOW QTY.												HARDWARE																REMARKS	NOTES		
			D1	D2	D3	D4	D5	D6	W1	W2	W3	W4	W5	W6	W7	W8	W9	W10	W11	W12	DOOR								WINDOW											
																						A	B	C	D	E	F	G	H	J	K	L	M	N	O	P				
01	PUBLIC CONCOURSE					3	1		4		1	1	4			11	1	6	16	8																			A = LEVER HANDLE B = PUSH/PULL HANDLE C = FLUSH BOLD D = LOCK CASE (CYLINDER) E = DOOR CLOSER F = DOOR STOP G/J = BUTT HINGE H = SIGN PLATE K = CRESENT LOCK L = ARM/FRICTION STAY M = CAMLATCH HANDLE N = ARM STOPPER O = FLUSH BOLD P = FIXED POINT ALG = AL. W/ GLASS ST = STEEL GL = GLASS AL = ALUMINUM AP = ALKID PAINT AN = ANODIZED PC = POWDER COATING STL = STEEL LOUVRE AL = AL. LOUVRE DTW = DOUBLE TEAK WOOD	D5 & D6 - STEEL FOLDING GATE
102	STATION OFFICE		1	1					7				7			14																								
103	TICKET BOOTH		1												2																									
104	STORAGE		1											2	1	2																								
105	PRAYER ROOM		1											1	1	4																								
106	TERRACE															2																								
T.1	MALE TOILET				1	1							1		1	1	3																							
T.2	FEMALE TOILET				1	1							1		1	1	7																							
TOTAL			4	1	2	2	3	1	11	2	1	1	11	3	4	45	1	6	16	8																				

DOOR FRAME MATERIA. AL ST AL AL ST ST
 DOOR FRAME FIN. MATERIAL PC AP PC PC AP AP
 DOOR LEAF MATERIAL DTW ST DTW DTW ST ST
 DOOR LEAF FIN. MATERIAL AP AP AP AP AP AP
 WINDOW FRAME MATERIAL AL AL AL AL AL AL AL AL AL AL AL AL AL AL AL AL AL AL AL AL
 WINDOW FRAME FIN. MATERIAL PC PC PC PC PC PC PC PC PC PC PC PC PC PC PC PC PC PC PC PC
 WINDOW LEAF MATERIAL ALG GL GL GL GL GL GL GL GL AL GL GL AL AL AL AL AL AL AL AL AL AL
 WINDOW LEAF FIN. MATERIAL PC PC PC PC PC PC PC PC PC PC PC PC PC PC PC PC PC PC PC PC



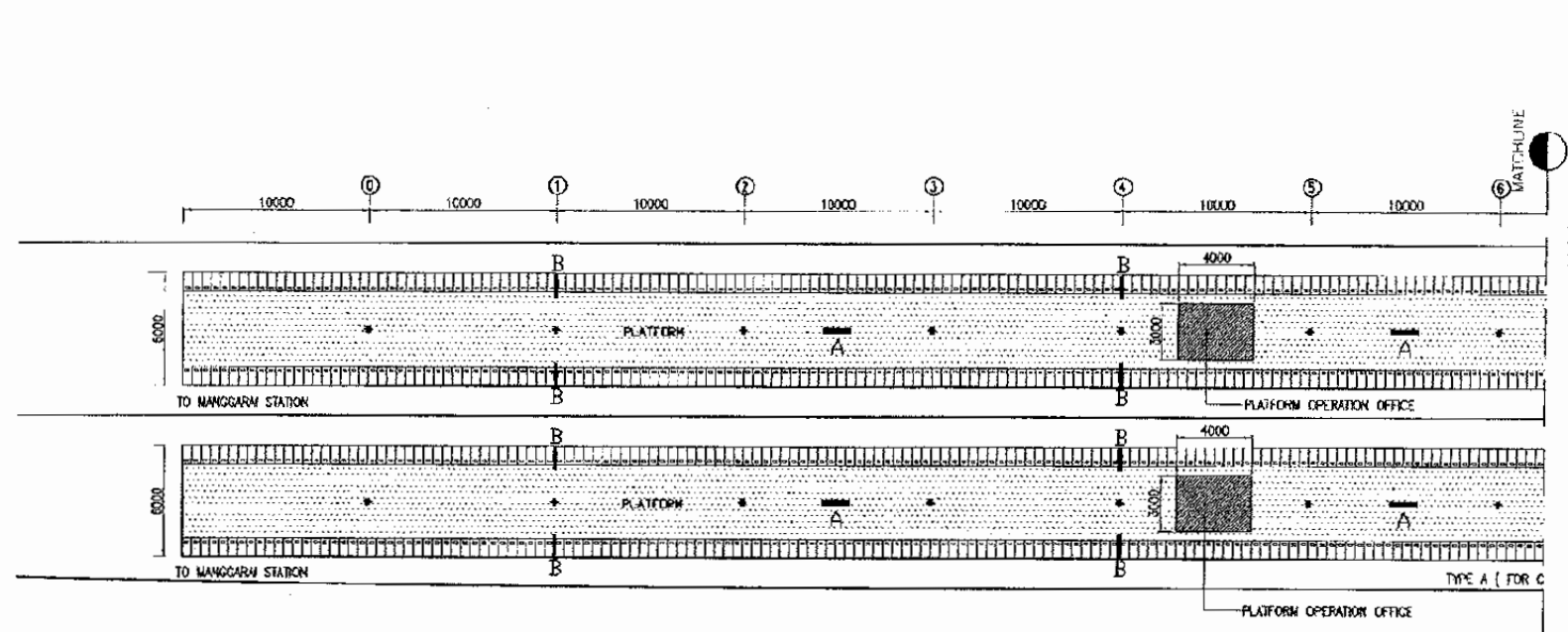
The Railway Electrification and
Double - double Tracking of
Java Main Line Project



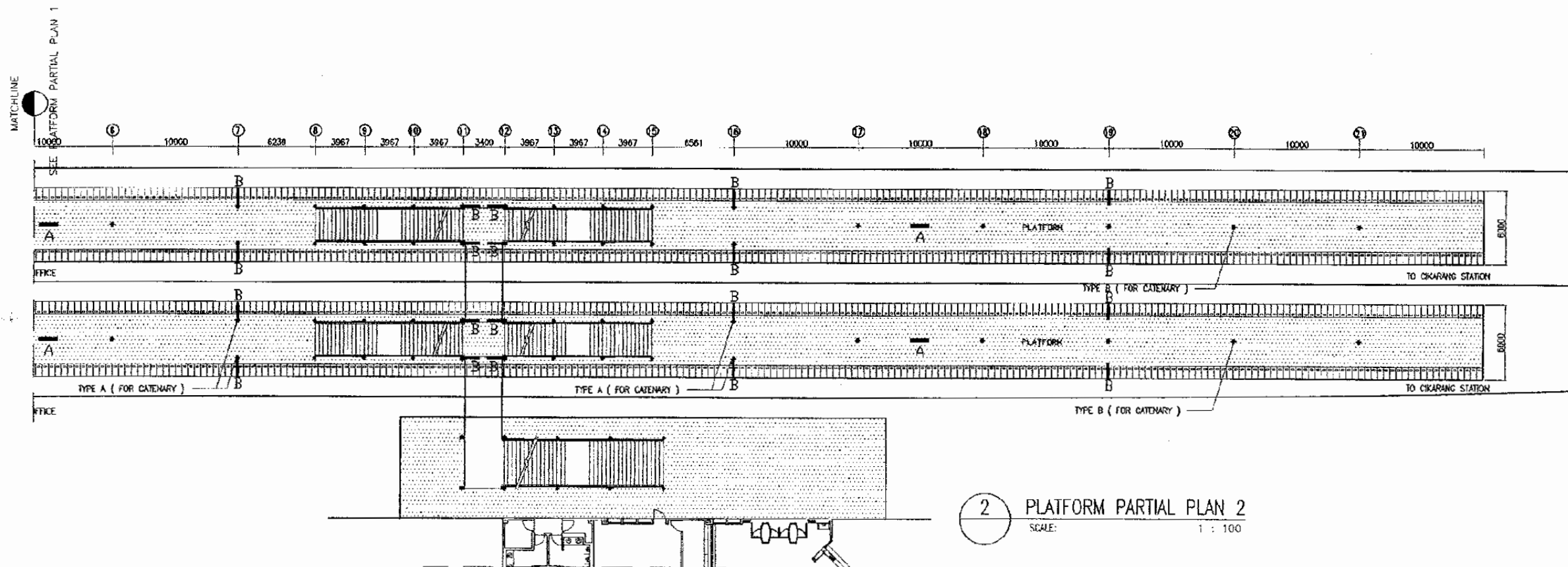
Note:
This detailed design has been executed by a team of consultants as shown below in accordance with the agreement between Japan International Cooperation Agency (JICA) and JICA Study Team.
The copyright of this drawing rests with JICA.

Designed by:
Japan International Cooperation Agency (JICA)
JICA Study Team:
Joint Venture of Pacific Consultants International and Japan Railway Technical Service

ARCHITECTURE
TAMBUN STATION
DATE 10/MARCH/2003
Drawing Title :
DOOR & WINDOW SCHEDULE
Scale: NTS Drawing No.: AA-11-016



1 PLATFORM PARTIAL PLAN 1
SCALE: 1 : 100



2 PLATFORM PARTIAL PLAN 2
SCALE: 1 : 100

VISUAL SIGN TYPE
A STATION NAME SIGN OF PLATFORM
B NAME OF PLATFORM

The Railway Electrification and Double - double Tracking of Java Main Line Project



DEPARTEMEN PERHUBUNGAN
MINISTRY OF COMMUNICATION
DIREKTORAT JENDERAL PERHUBUNGAN DARAT
DIRECTORATE GENERAL OF LAND COMMUNICATION
Jalan Medan Merdeka Barat no.4 Gedung Korpri B.11 Jakarta 10110-3200507
I.C.A.R.T.A.

Note:
This detailed design has been executed by a team of consultants as shown below in accordance with the agreement between Japan International Cooperation Agency (JICA) and JICA Study Team.
The copyright of this drawing rests with JICA.

Designed by:
Japan International Cooperation Agency (JICA)
JICA Study Team:
Joint Venture of Pacific Consultants International and Japan Railway Technical Service

ARCHITECTURE

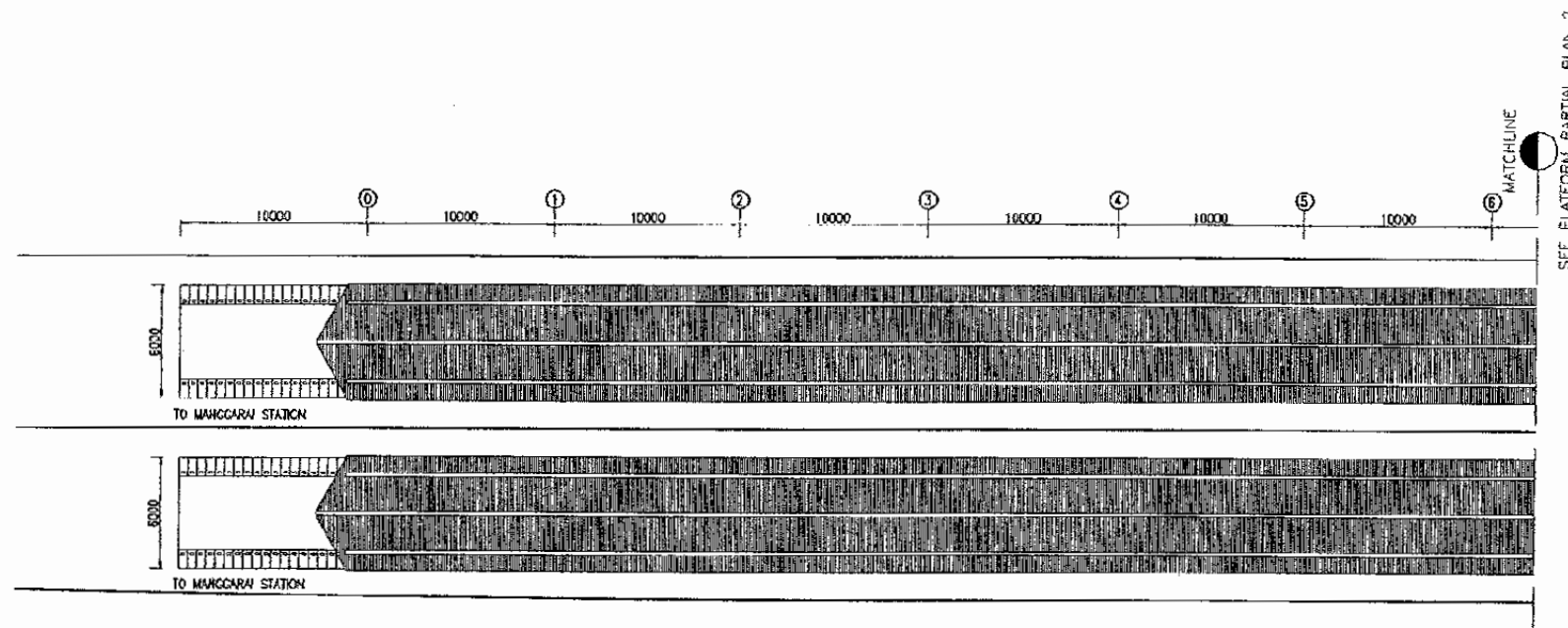
TAMBUN STATION

DATE 10/MARCH/2003

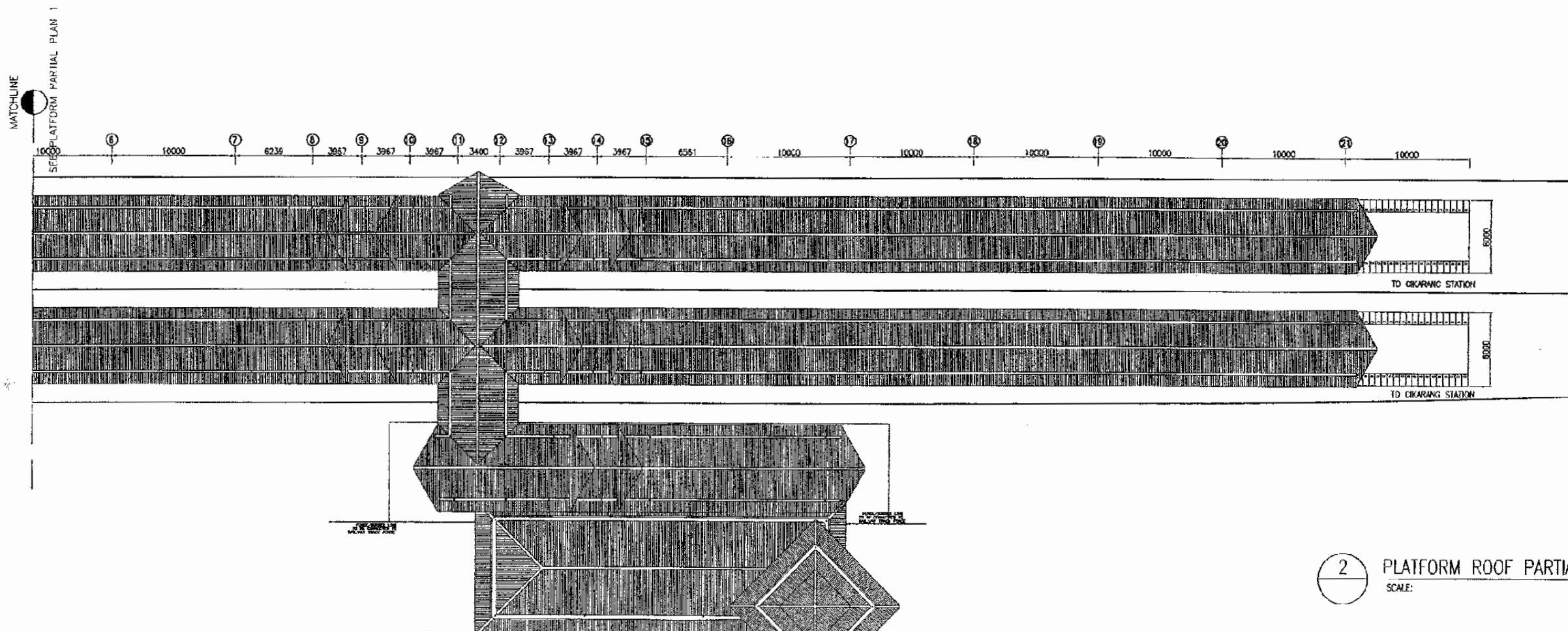
Drawing Title :

PLATFORM PLAN & VISUAL SIGN LAYOUT

Scale 1 : 400 Drawing No. AA-11-017



1 PLATFORM ROOF PARTIAL PLAN 1
SCALE: 1 : 100



2 PLATFORM ROOF PARTIAL PLAN 2
SCALE: 1 : 100

The Railway Electrification and Double - double Tracking of Java Main Line Project



Note:
This detailed design has been executed by a team of consultants as shown below in accordance with the agreement between Japan International Cooperation Agency (JICA) and JICA Study Team.
The copyright of this drawing rests with JICA.

Designed by:
Japan International Cooperation Agency (JICA)
JICA Study Team:
Joint Venture of
Pacific Consultants International and
Japan Railway Technical Service

ARCHITECTURE

TAMBUN STATION

DATE 10/MARCH/2003

Drawing Title :
PLATFORM ROOF PLAN

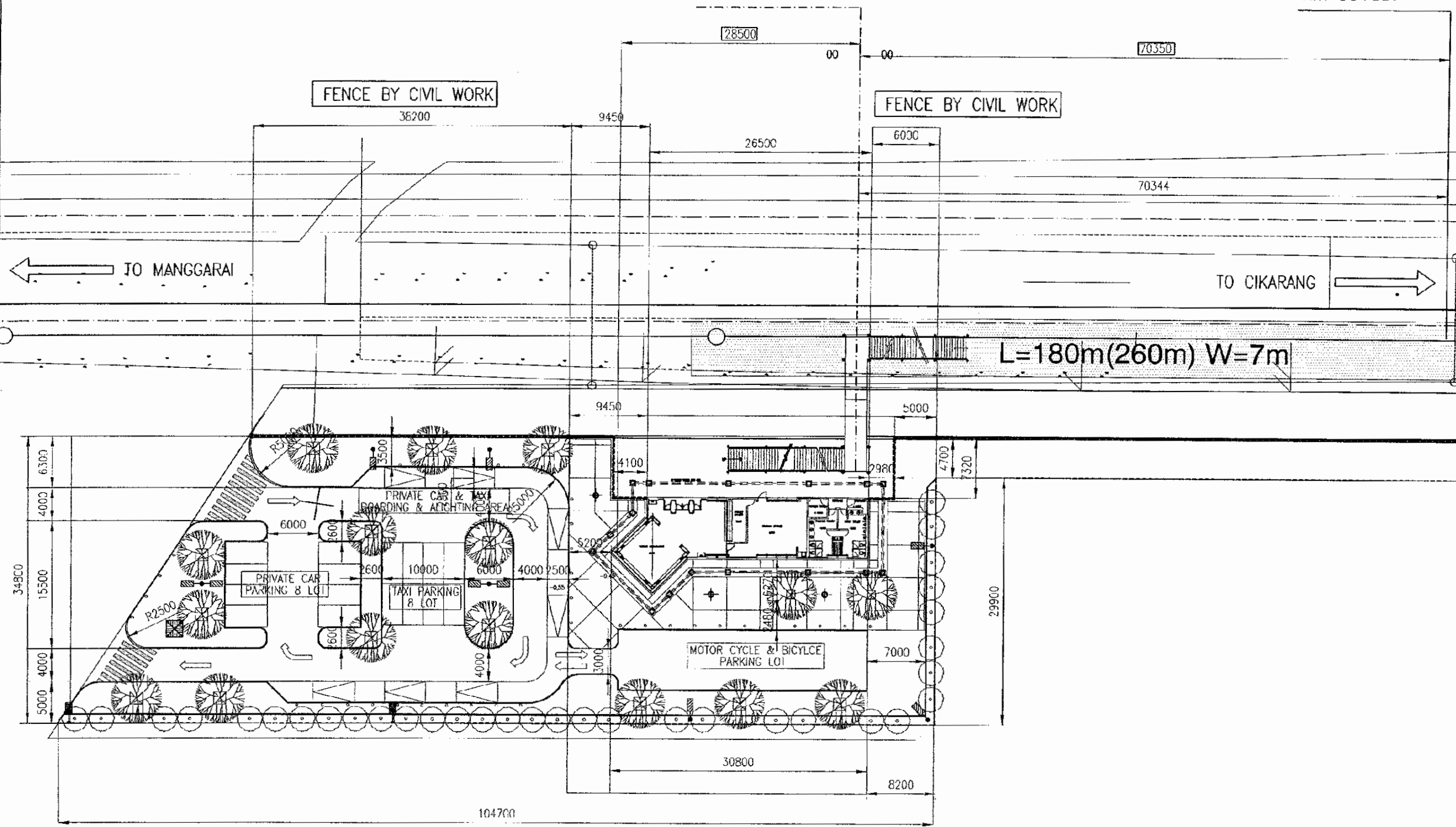
Scale 1 : 400 Drawing No.: AA-11-018

CIBITUNG STATION

ST. CIBITUNG

Km 36+466+66

ST.CIBITUNG
Km 36+537



The Railway Electrification and
Double - double Tracking of
Java Main Line Project



Note:
This detailed design has been executed by a team
of consultants as shown below in accordance with
the agreement between Japan International
Cooperation Agency (JICA) and JICA Study
Team.
The copyright of this drawing rests with JICA.

Designed by:
Japan International Cooperation
Agency (JICA)
JICA Study Team:
Joint Venture of
Pacific Consultants International and
Japan Railway Technical Service


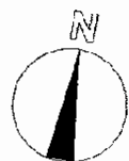
ARCHITECTURE

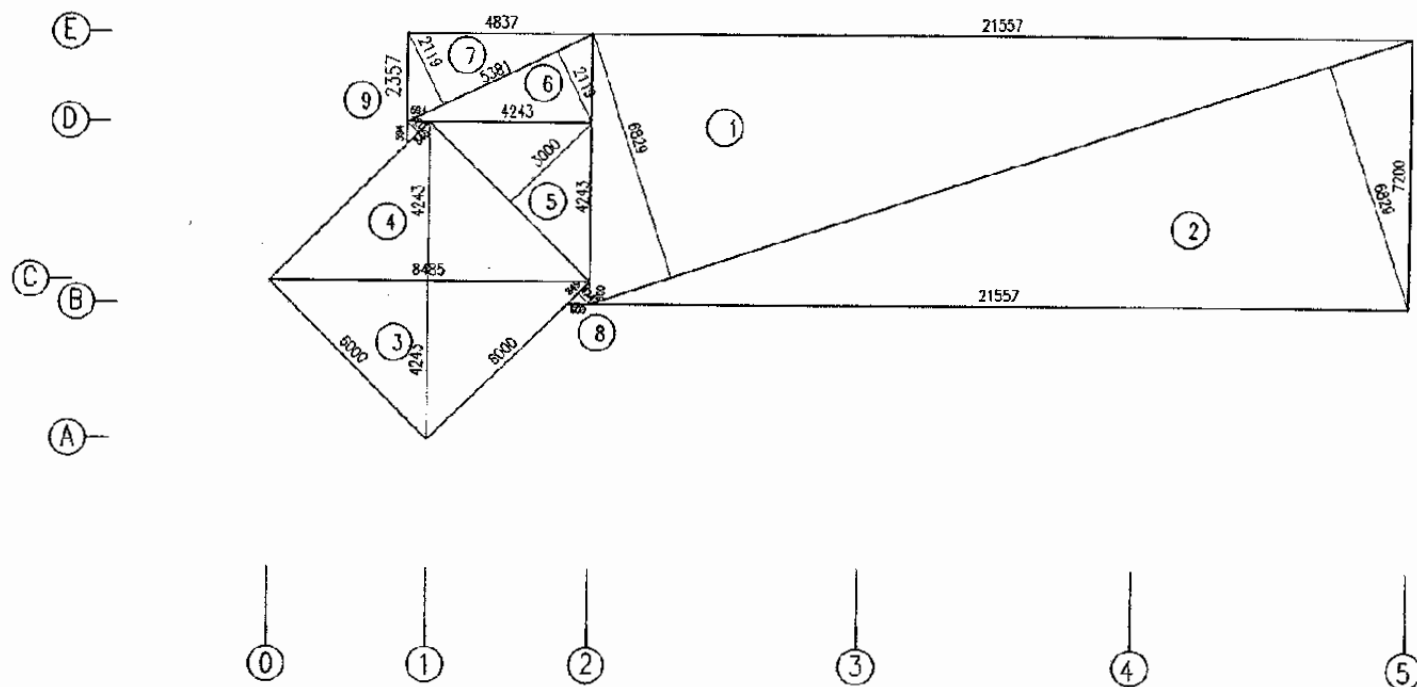
CIBITUNG STATION

DATE 10/MARCH/2003

Drawing Title :
SITE PLAN

Scale: 1 : 1000
Drawing No. AA-12-001





1 AREA TABLE
SCALE: 1 : 200

NO	CALCULATIONS	SUB TOTAL (M ²)
1	0.5 X 21.55 X 7.2	77.58
2	0.5 X 21.55 X 7.2	77.58
3	0.5 X 6 X 6	18
4	0.5 X 6 X 6	18
5	0.5 X 4.24 X 4.84	10.26
6	0.5 X 4.84 X 2.35	5.68
7	0.5 X 4.84 X 2.35	5.68
8	0.5 X 0.6 X 0.6	0.18
9	0.5 X 0.6 X 0.6	0.18
	TOTAL	213.14 (M ²)

The Railway Electrification and Double - double Tracking of Java Main Line Project



DEPARTEMEN PERUBERNGKAYAN
KEMENTERIAN KOMUNIKASI
DIREKTORAT JENDERAL PERUBERNGKAYAN BARAT
DIREKTORAT JENDERAL PERUBERNGKAYAN BARAT
Jalan Medan Merdeka Barat No. 8 Gedung Kerya 4.11 Jakarta 10125-3265557
JAKARTA

This detailed design has been executed by a team of consultants as shown below in accordance with the agreement between Japan International Cooperation Agency (JICA) and JICA Study Team.
The copyright of this drawing rests with JICA.

Designed by:
Japan International Cooperation Agency (JICA)
JICA Study Team:
Joint Venture of
Pacific Consultants International and
Japan Railway Technical Service

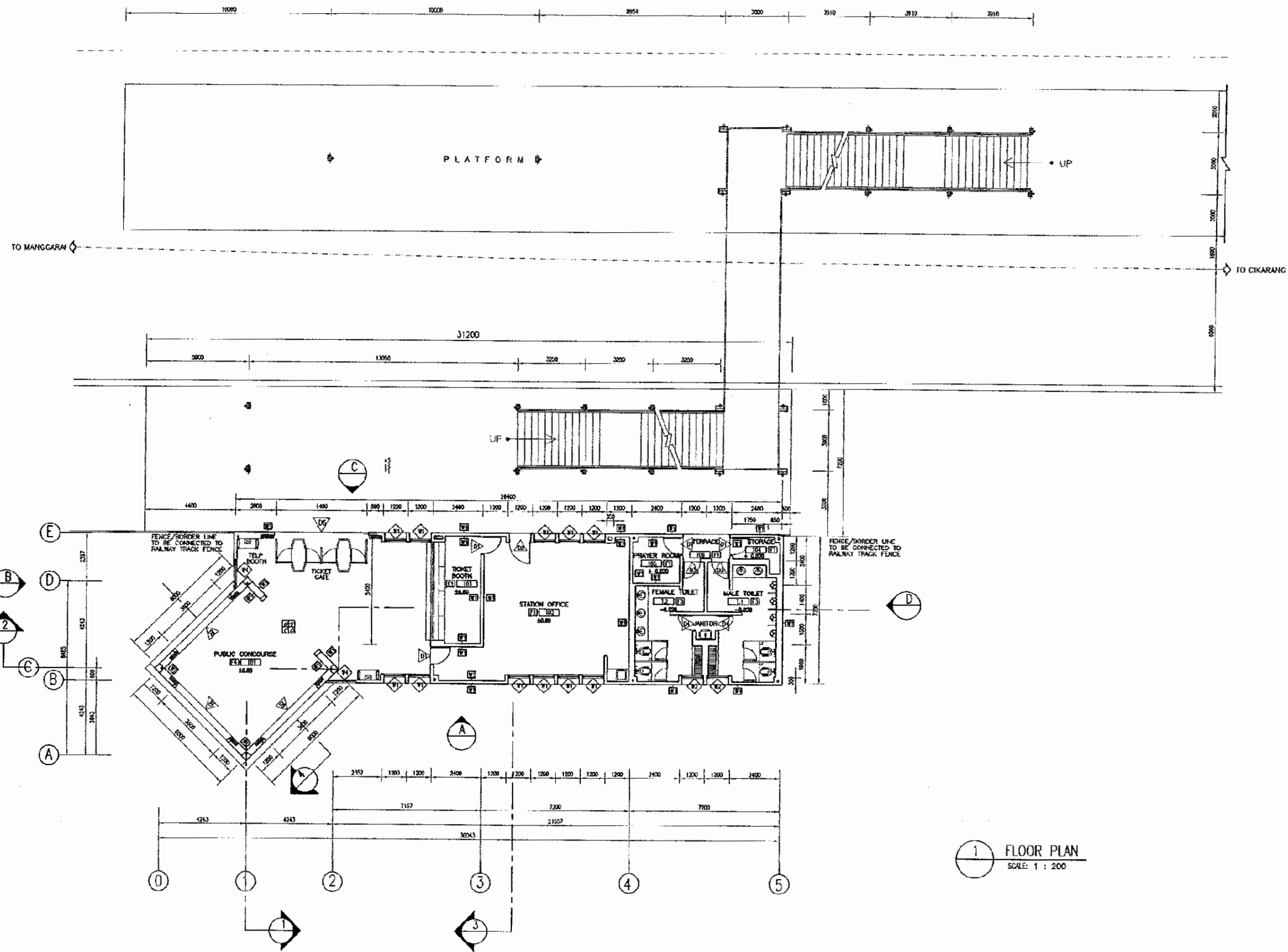
ARCHITECTURE

CIBITUNG STATION

DATE 10/MARCH/2003

Drawing Title :
AREA TABLE

Scale: 1 : 200 Drawing No.: AA-12-002



The Railway Electrification and Double - double Tracking of Java Main Line Project



DEPARTEMEN PERBURUANGAN
 KEMENTERIAN KOMUNIKASI DAN INFORMATIKA
 DIREKTORAT JENDERAL PERBURUANGAN BARAT
 DIREKTORAT JENDERAL KOMUNIKASI
 Jalan Medan Merdeka Barat No. 8 Gedung Korpri Lt. 11 Jakarta 10110-3056557
 P A N I N J A

Note:
 This detailed design has been executed by a team of consultants as shown below in accordance with the agreement between Japan International Cooperation Agency (JICA) and JICA Study Team.
 The copyright of this drawing rests with JICA.

Designed by:
 Japan International Cooperation Agency (JICA)
 JICA Study Team:
 Joint Venture of
 Pacific Consultants International and
 Japan Railway Technical Service

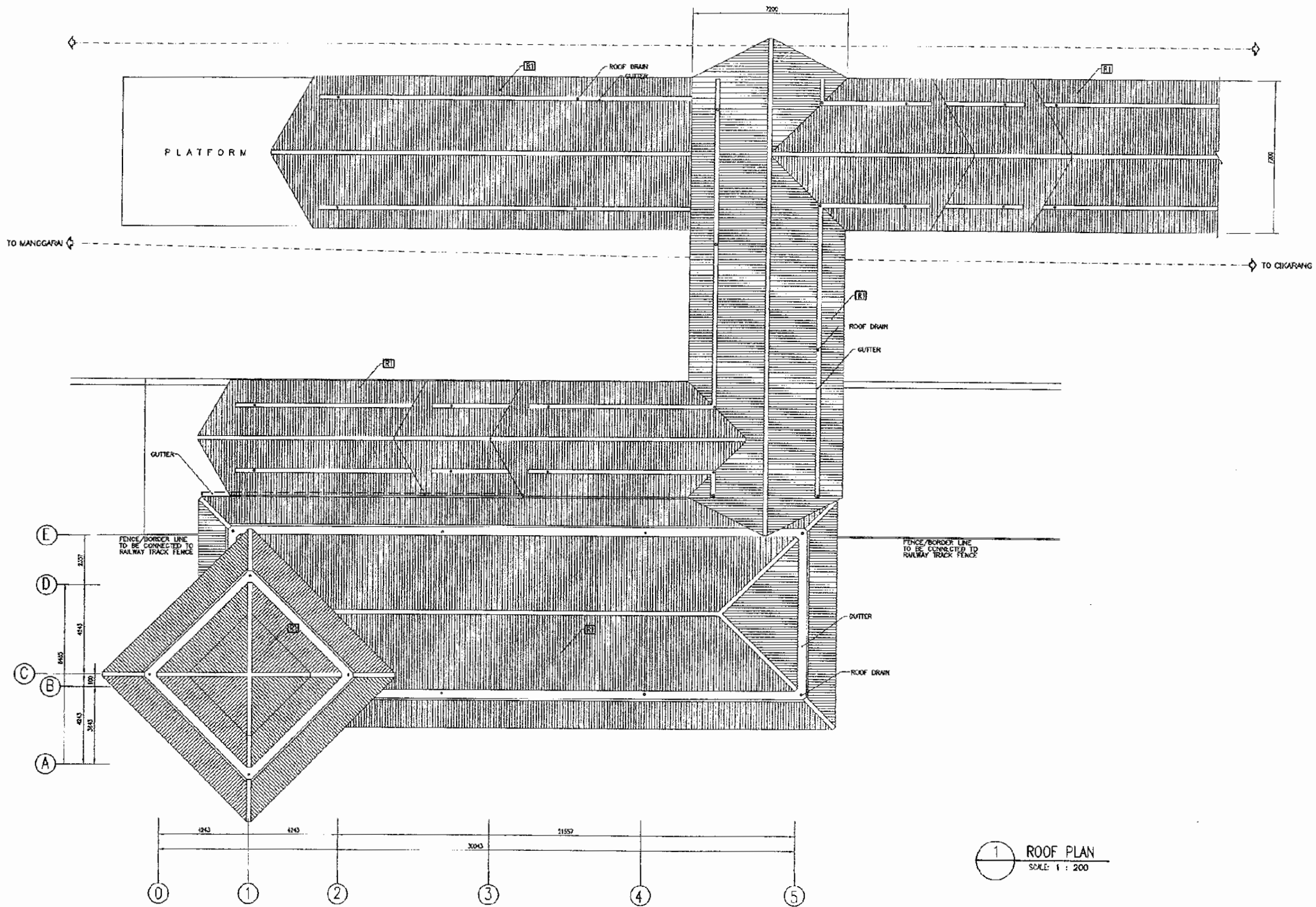
ARCHITECTURE

CIBITUNG STATION

DATE 10/MARCH/2003

Drawing Title :
 FLOOR PLAN

Scale: 1 : 200
 Drawing No.: AA-12-0C3



The Railway Electrification and Double - double Tracking of Java Main Line Project



DEPARTEMEN PERKURANGAN
 KEMENTERIAN KOMUNIKASI
 DIREKTORAT JENDERAL PERKURANGAN BARAT
 DIREKTORAT JENDERAL PERKURANGAN BARAT
 Jalan Bala Widyadarmas Barat No. 5 Gedung Korpri Lt. 11 Jakarta 10211-352557
 J. R. I. & S. I. A.

Note:
 This detailed design has been executed by a team of consultants as shown below in accordance with the agreement between Japan International Cooperation Agency (JICA) and JICA Study Team.
 The copyright of this drawing rests with JICA.

Designed by:
 Japan International Cooperation Agency (JICA)
 JICA Study Team:
 Joint Venture of
 Pacific Consultants International and
 Japan Railway Technical Service

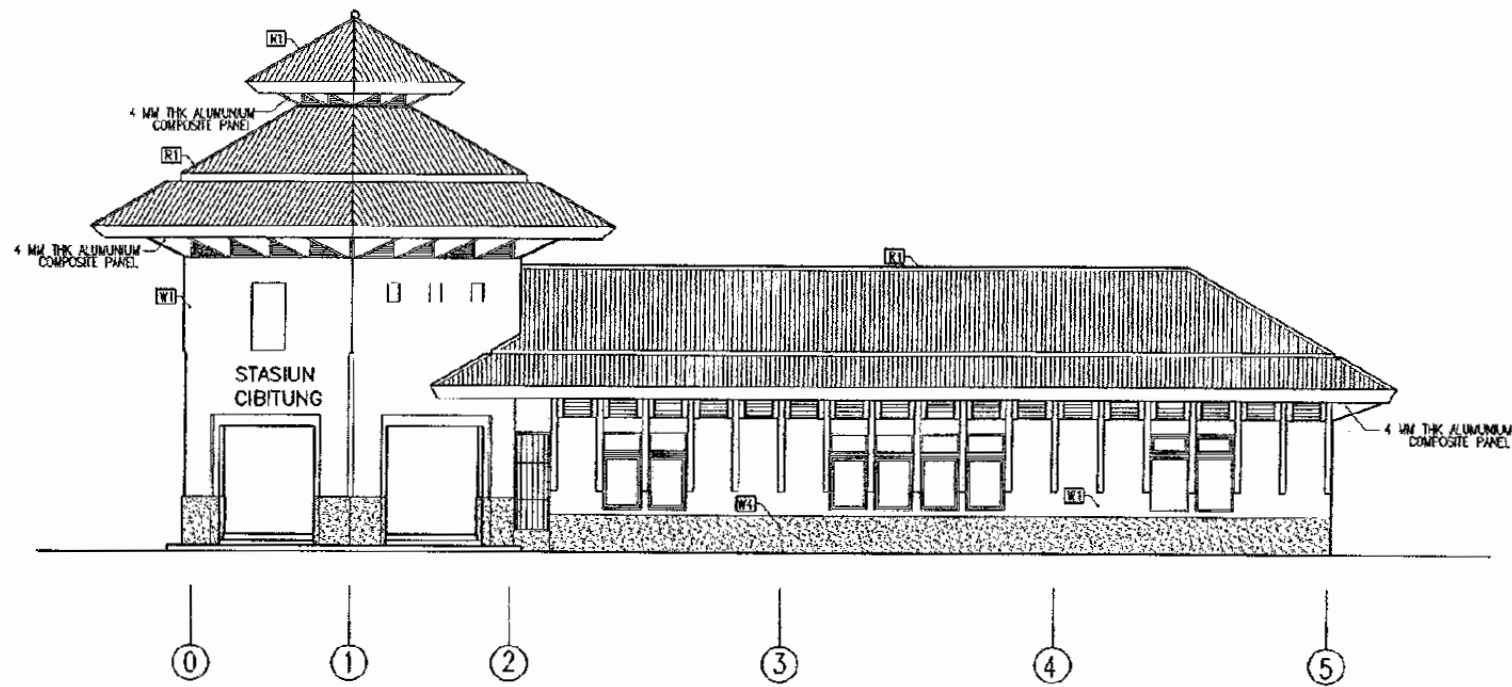
ARCHITECTURE

CIBITUNG STATION

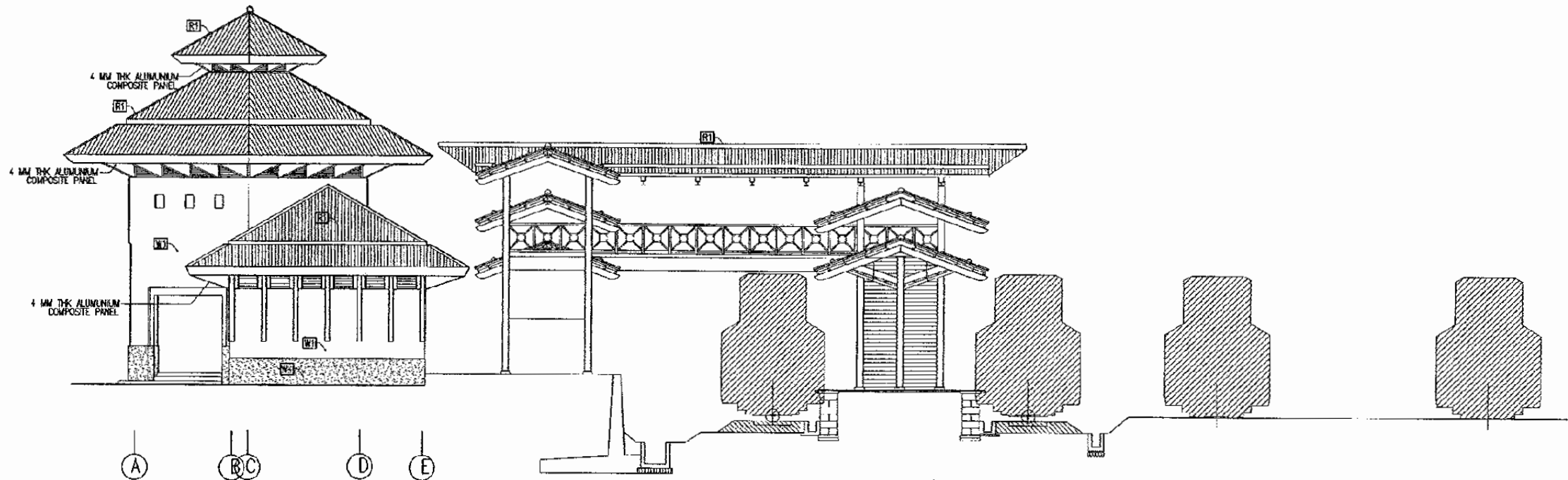
DATE 10/MARCH/2003

Drawing Title :
 ROOF PLAN

Scale: 1 : 200
 Drawing No.: AA-12-004



1 ELEVATION A
SCALE: 1 : 200



2 ELEVATION D
SCALE: 1 : 200

The Railway Electrification and
Double -- double Tracking of
Java Main Line Project



DEPARTEMEN PERHUBUNGAN
MINISTRY OF COMMUNICATION
DIREKTORAT JENDERAL PERHUBUNGAN DARAT
DIREKTORAT CENTRAL OF LAND COMMUNICATION
Jalan Medan Merdeka Barat No. 8, Gedung Rappi 2, 11180 Jakarta - 10110
J A R A N I A

Note:

This detailed design has been executed by a team of consultants as shown below in accordance with the agreement between Japan International Cooperation Agency (JICA) and JICA Study Team. The copyright of this drawing rests with JICA.

Designed by:

Japan International Cooperation Agency (JICA)

JICA Study Team:
Joint Venture of
Pacific Consultants International and
Japan Railway Technical Service

ARCHITECTURE

CIBITUNG STATION

DATE 10/MARCH/2003

Drawing Title :

ELEVATION A & D

Scale:

1 : 200

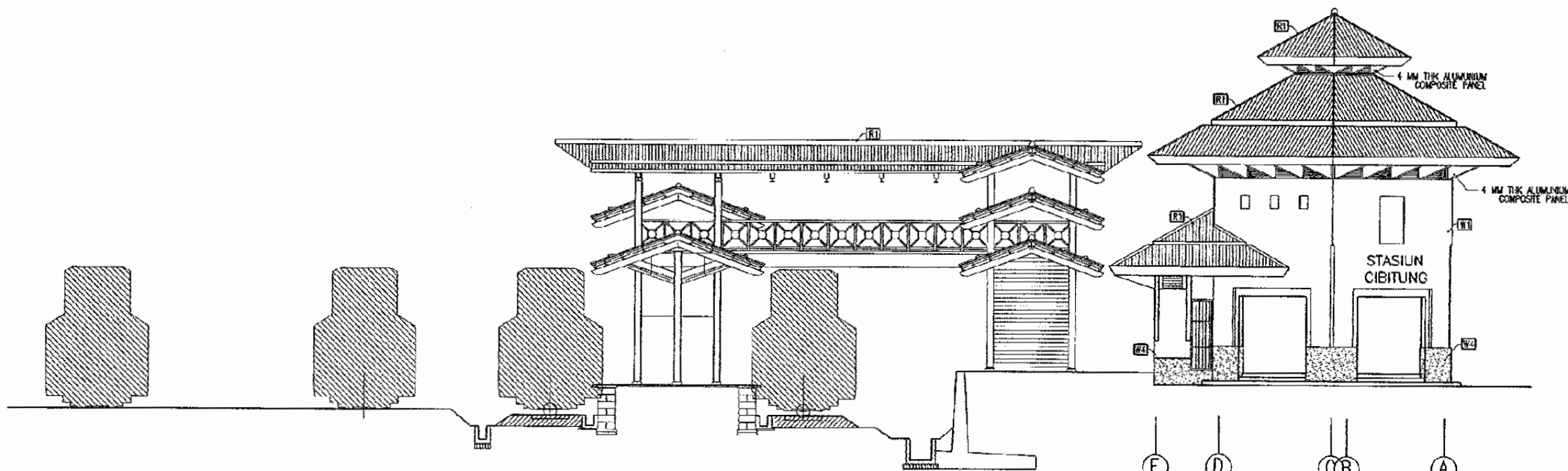
Drawing No.:

AA-12-005



0 1 2 3 4 5

2 ELEVATION C
SCALE: 1 : 200



1 ELEVATION B
SCALE: 1 : 200

E D OB A

The Railway Electrification and
Double - double Tracking of
Javo Main Line Project



DEPARTEMEN PERHUBUNGAN
KEMENTERIAN KOMUNIKASI
DIREKTORAT JENDERAL PERHUBUNGAN DARAT
DIREKTORAT JENDERAL LARAS KOMUNIKASI
Jalan Medan Merdeka Barat no.5 Gedung Raya 2.11 Jakarta-10165
JAKARTA

Note:

This detailed design has been executed by a team of consultants as shown below in accordance with the agreement between Japan International Cooperation Agency (JICA) and JICA Study Team. The copyright of this drawing rests with JICA.

Designed by:

Japan International Cooperation Agency (JICA)

JICA Study Team:

Joint Venture of
Pacific Consultants International and
Japan Railway Technical Service

ARCHITECTURE

CIBITUNG STATION

DATE 10/MARCH/2003

Drawing Title :

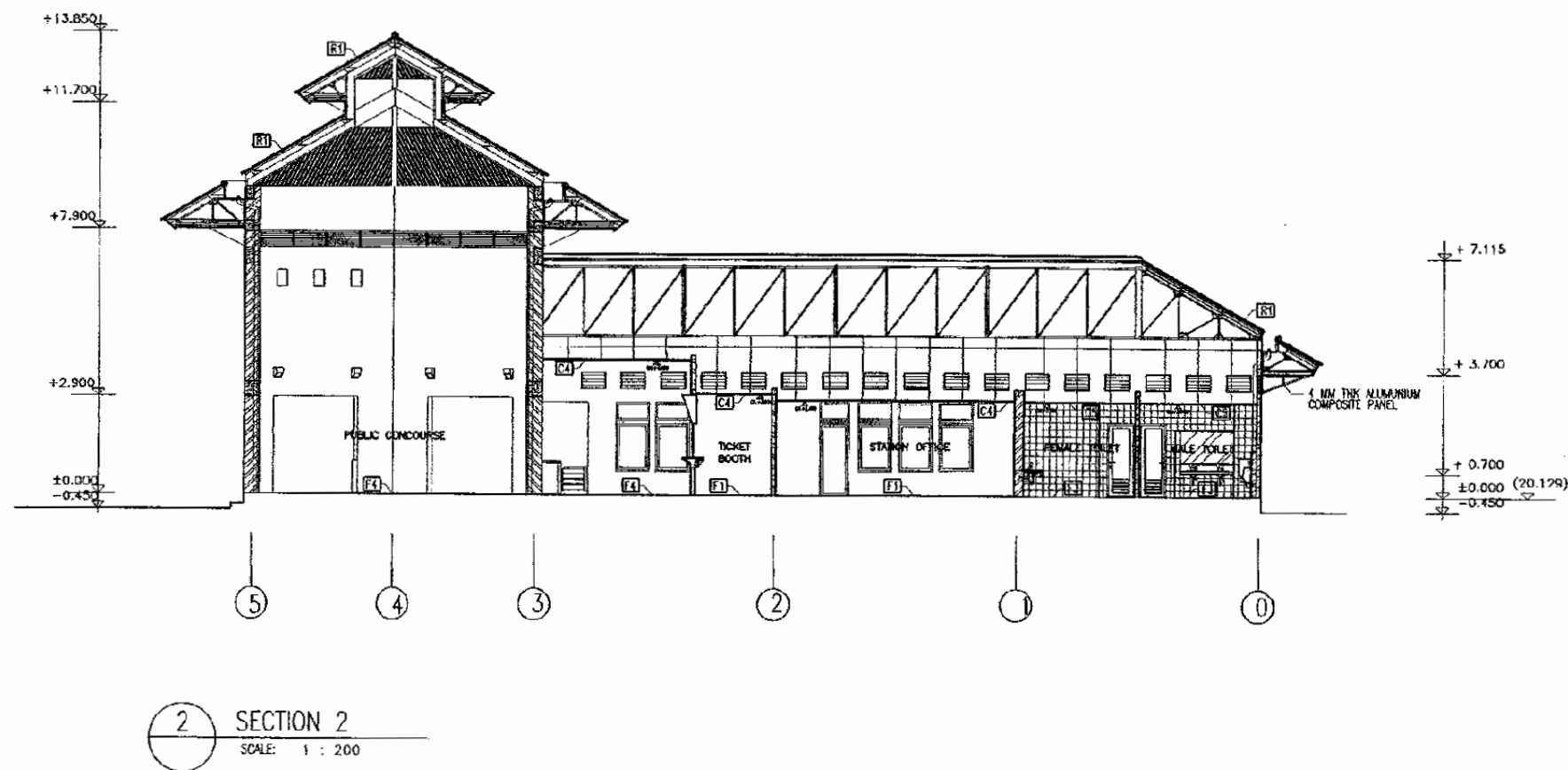
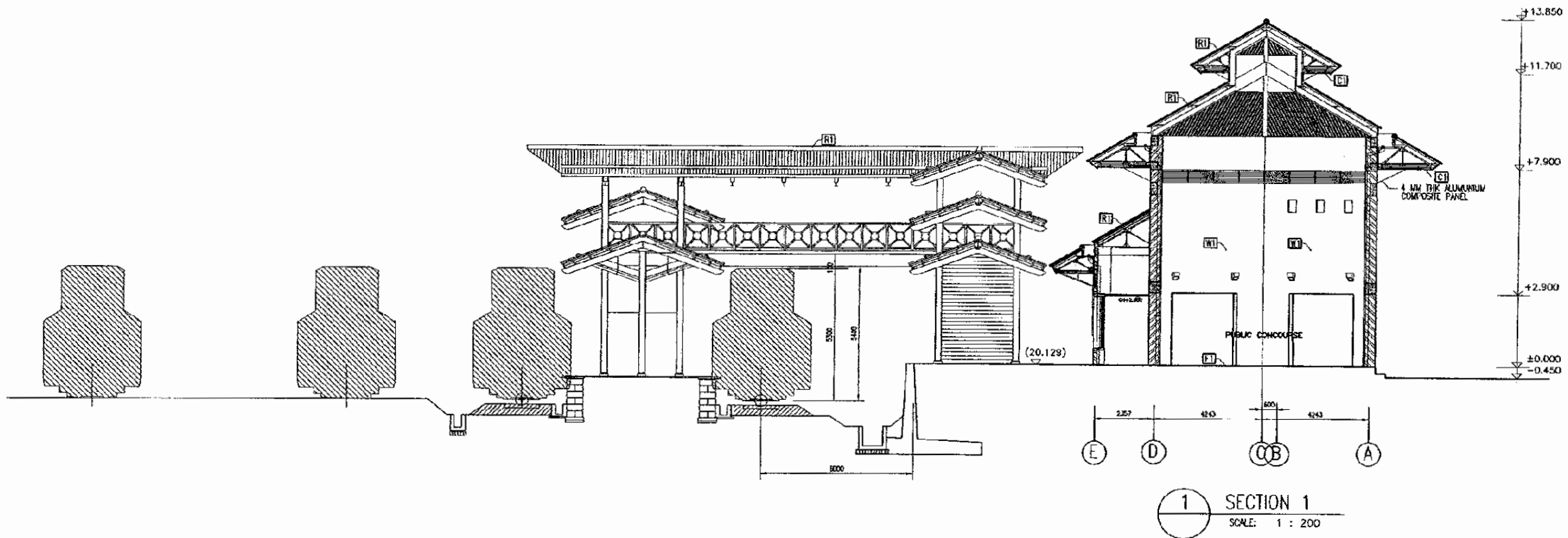
ELEVATION B & C

Scale:

1 : 200

Drawing No.:

AA-12-006



The Railway Electrification and Double - double Tracking of Java Main Line Project



DEPARTEMEN KOMUNIKASI
 MINISTRY OF COMMUNICATION
 DIREKTORAT JENDERAL PERSEKUTUPAN DARAT
 DIREKTORAT JENDERAL KOMUNIKASI
 Jalan Medan Merdeka Barat no.8 Gedung Kera B.11 Jakarta-10110-306553
 JAKARTA

Note:
 This detailed design has been executed by a team of consultants as shown below in accordance with the agreement between Japan International Cooperation Agency (JICA) and JICA Study Team.
 The copyright of this drawing rests with JICA.

Designed by:
 Japan International Cooperation Agency (JICA)
 JICA Study Team:
 Joint Venture of
 Pacific Consultants International and
 Japan Railway Technical Service

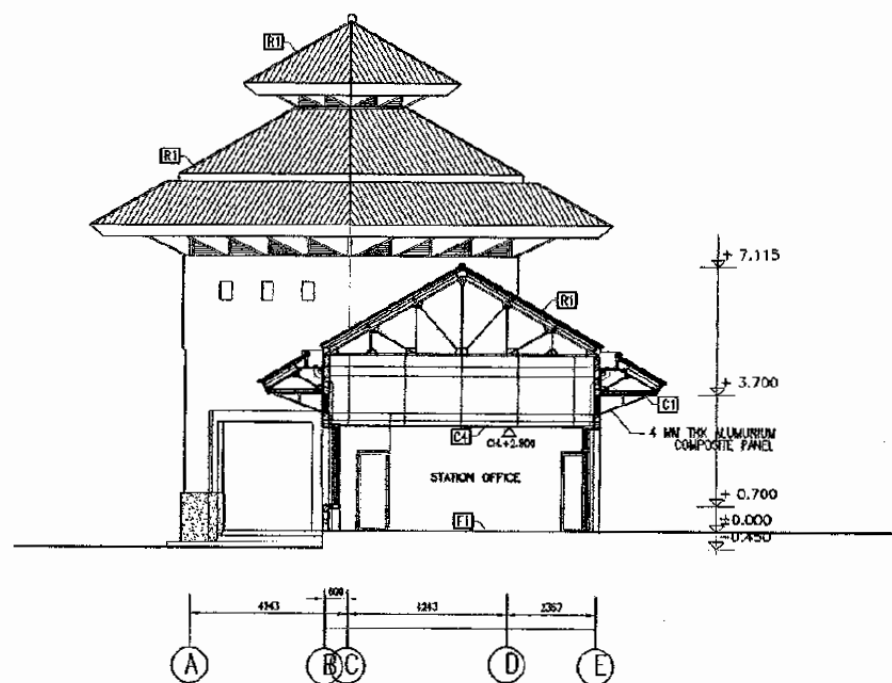
ARCHITECTURE

CIBITUNG STATION

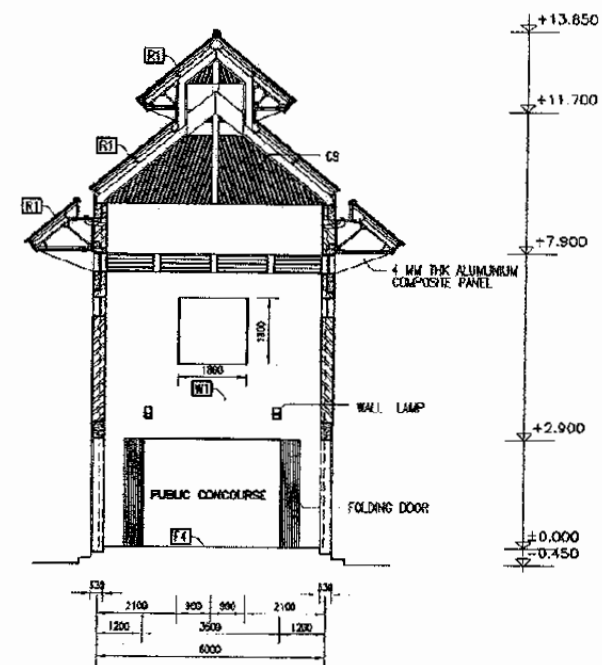
DATE 10/MARCH/2003

Drawing Title :
 SECTION 1 & 2

Scale: 1 : 200
 Drawing No.: AA-12-007



1 SECTION 3
SCALE: 1 : 200



2 SECTION 4
SCALE: 1 : 200

The Railway Electrification and Double - double Tracking of Java Main Line Project



DEPARTEMEN PERHUBUNGAN
MINISTRY OF COMMUNICATION
DIREKTORAT JENDERAL PERHUBUNGAN DARAT
DIREKTORAT JENDERAL LARAS KOMUNIKASI
Jalan Medan Merdeka Barat no. 8, Gedung Korpri B.11, Rp.021-3564338-3565557
J A K A R T A

Note:
This detailed design has been executed by a team of consultants as shown below in accordance with the agreement between Japan International Cooperation Agency (JICA) and JICA Study Team.
The copyright of this drawing rests with JICA.

Designed by:
Japan International Cooperation Agency (JICA)
JICA Study Team:
Joint Venture of
Pacific Consultants International and
Japan Railway Technical Service

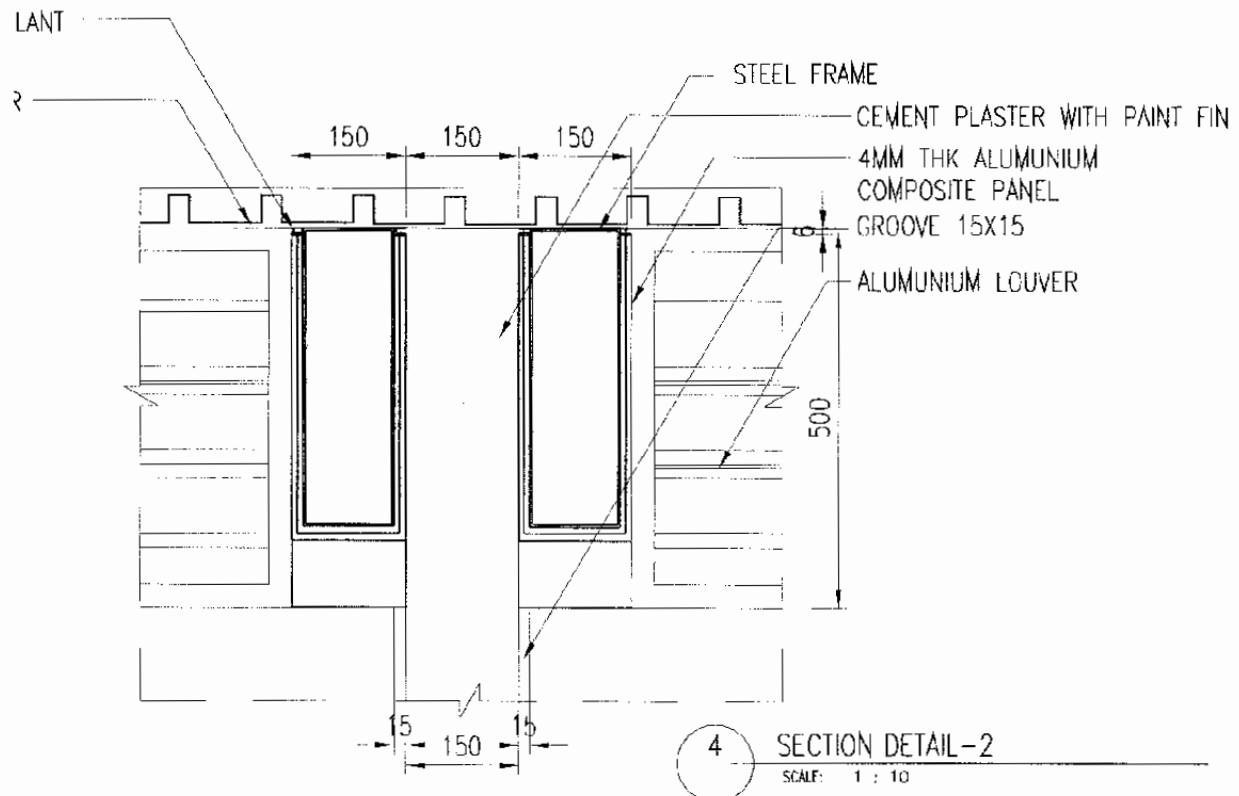
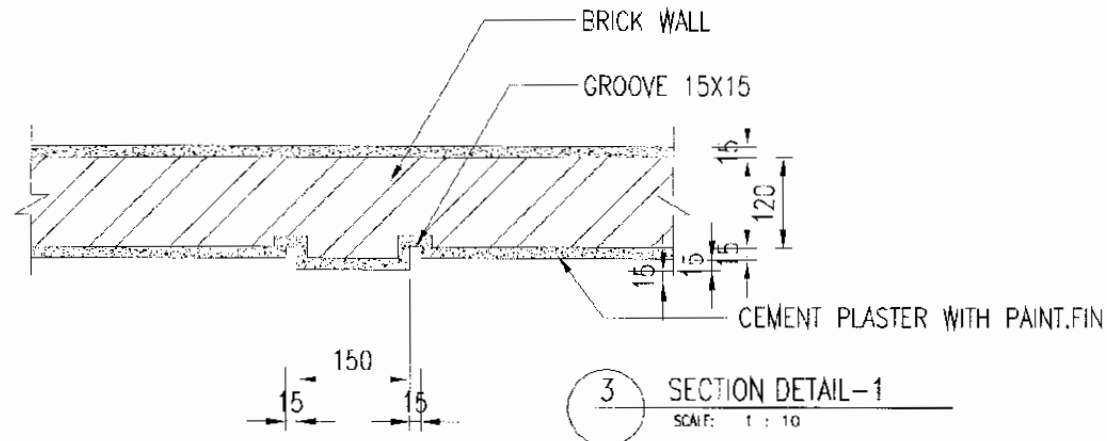
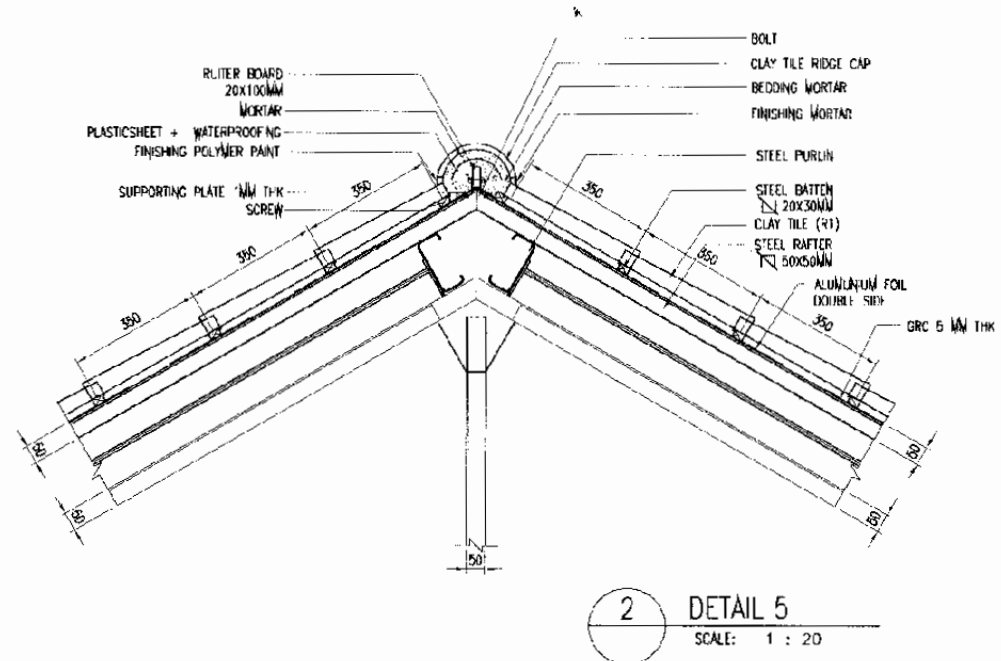
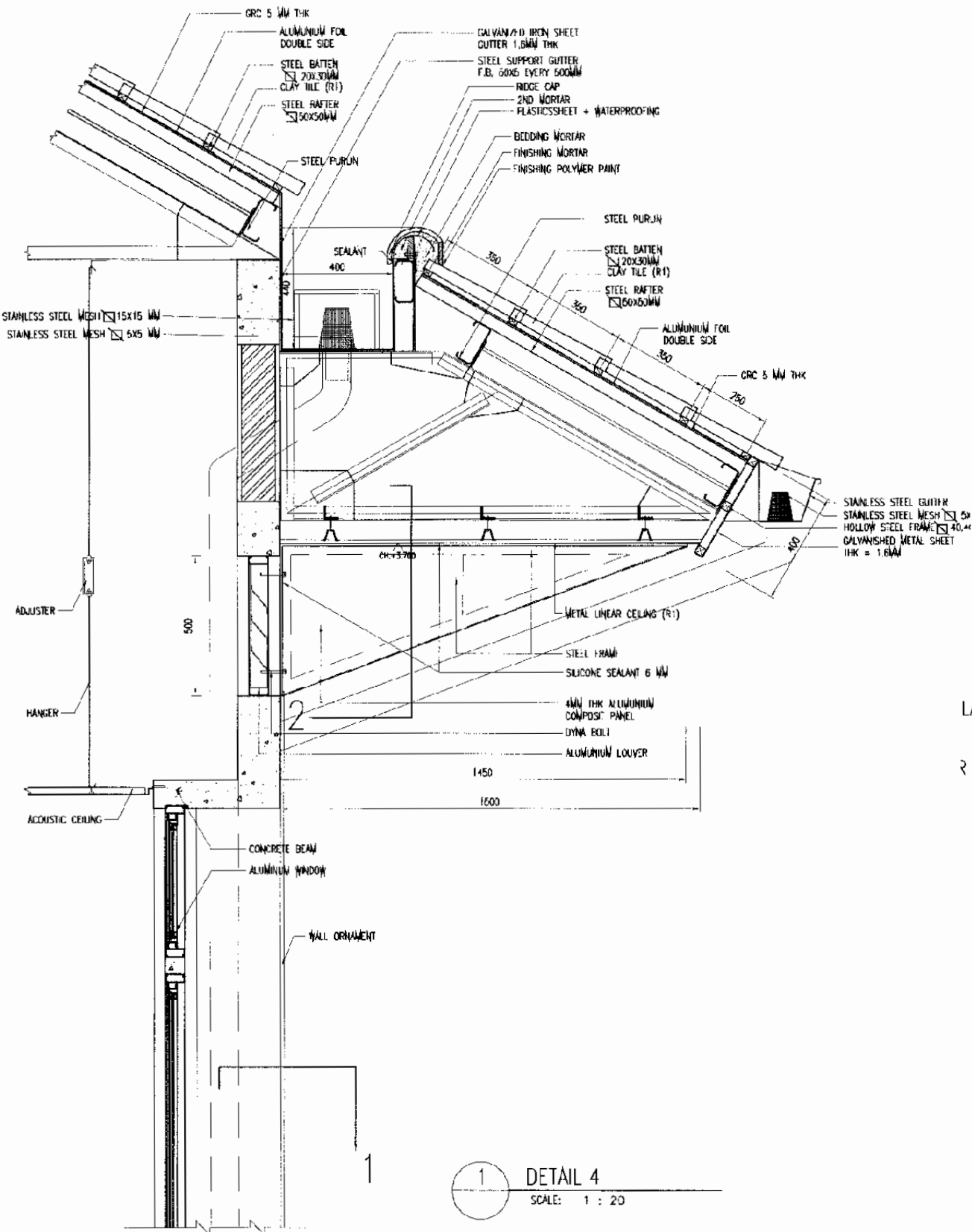
ARCHITECTURE

CIBITUNG STATION

DATE 10/MARCH/2003

Drawing Title :
SECTION 3 & 4

Scale: 1 : 200
Drawing No.: AA-12-008



The Railway Electrification and
Double-double Tracing of
Java Main Line Project



DEPARTEMEN PERHUBUNGAN
MINISTRY OF COMMUNICATION
DIREKTORAT JENDERAL PERHUBUNGAN DARAT
DIRECTORATE GENERAL OF LAND COMMUNICATION
Jalan Medan Merdeka Barat No. 8, Gedung Kerya 8.11 Jakarta - 10125 - 200557
JAKARTA

Note:

This detailed design has been executed by a team of consultants as shown below in accordance with the agreement between Japan International Cooperation Agency (JICA) and JICA Study Team.

The copyright of this drawing rests with JICA

Designed by:

Japan International Cooperation Agency (JICA)

JICA Study Team:

Joint Venture of Pacific Consultants International and Japan Railway Technical Service

ARCHITECTURE

CIBITUNG STATION

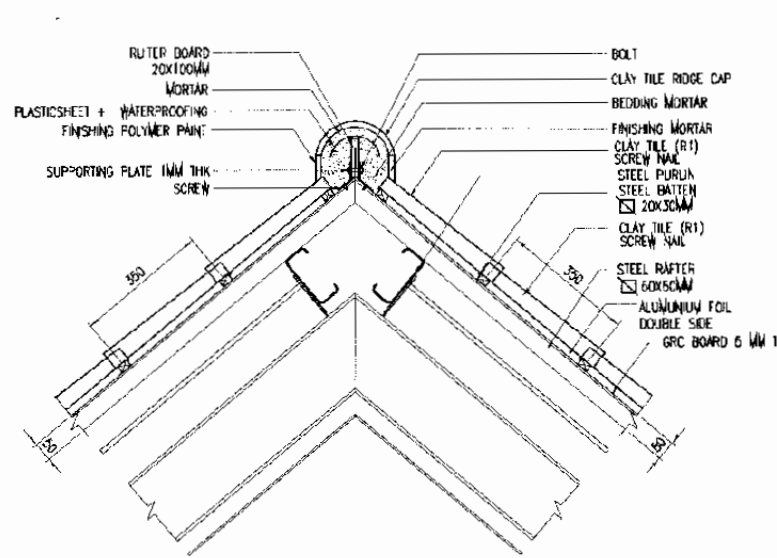
DATE 10/MARCH/2003

Drawing Title:

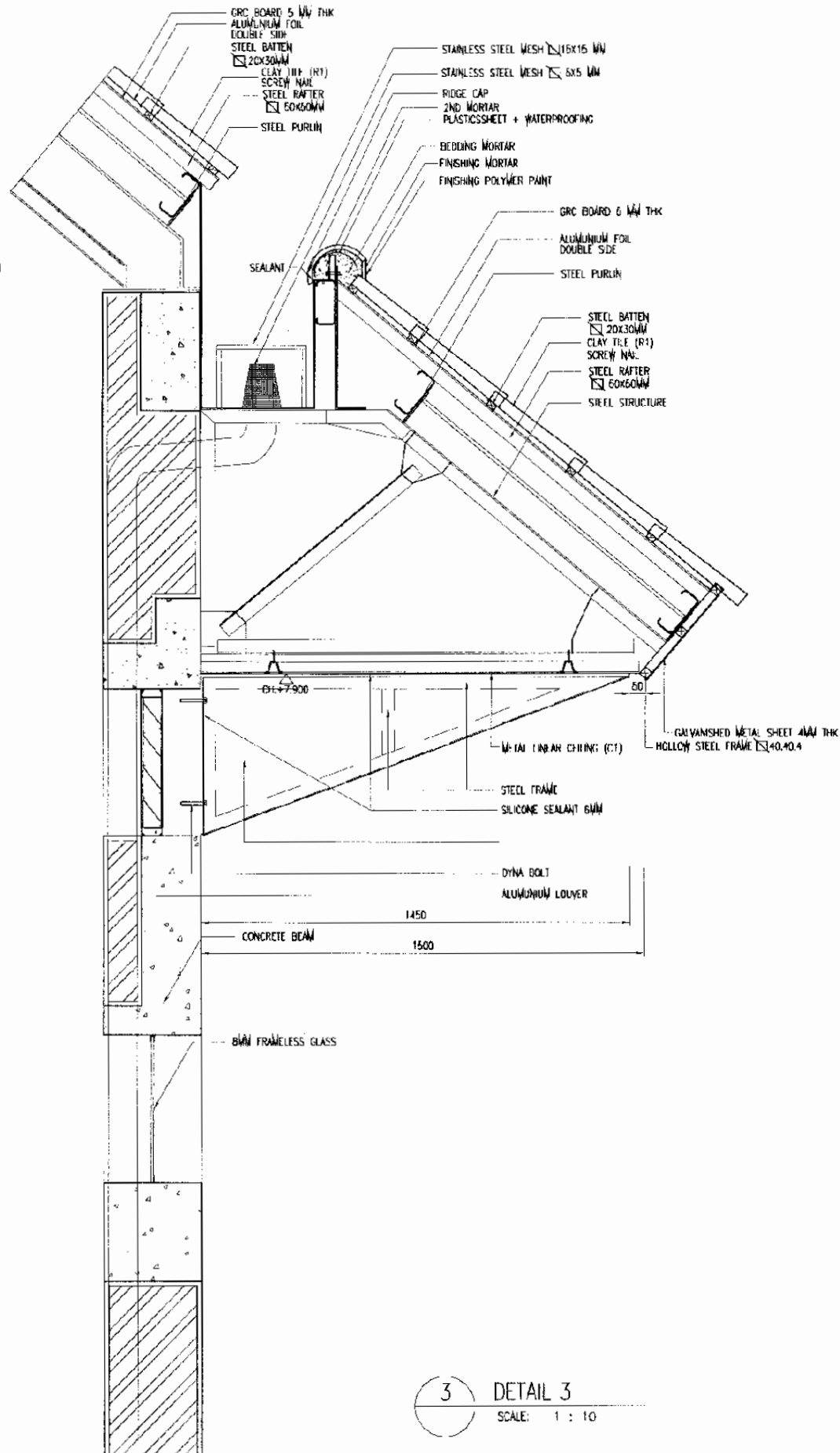
SECTION DETAILS 1

Scale:
1 : 10

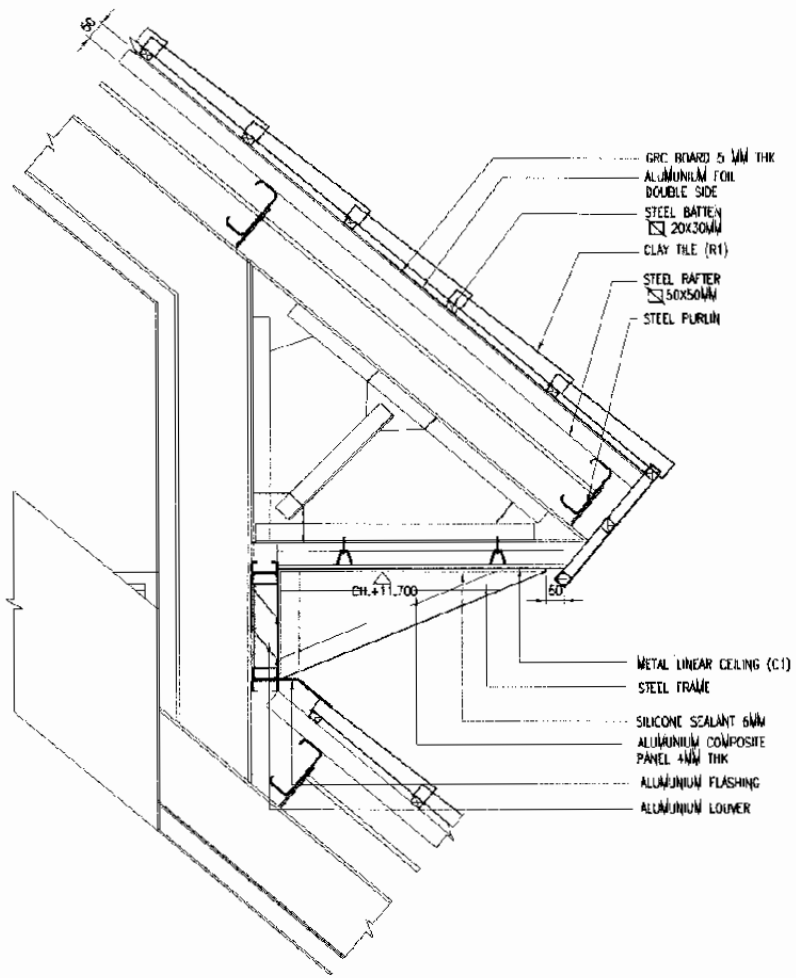
Drawing No.:
AA-12-009



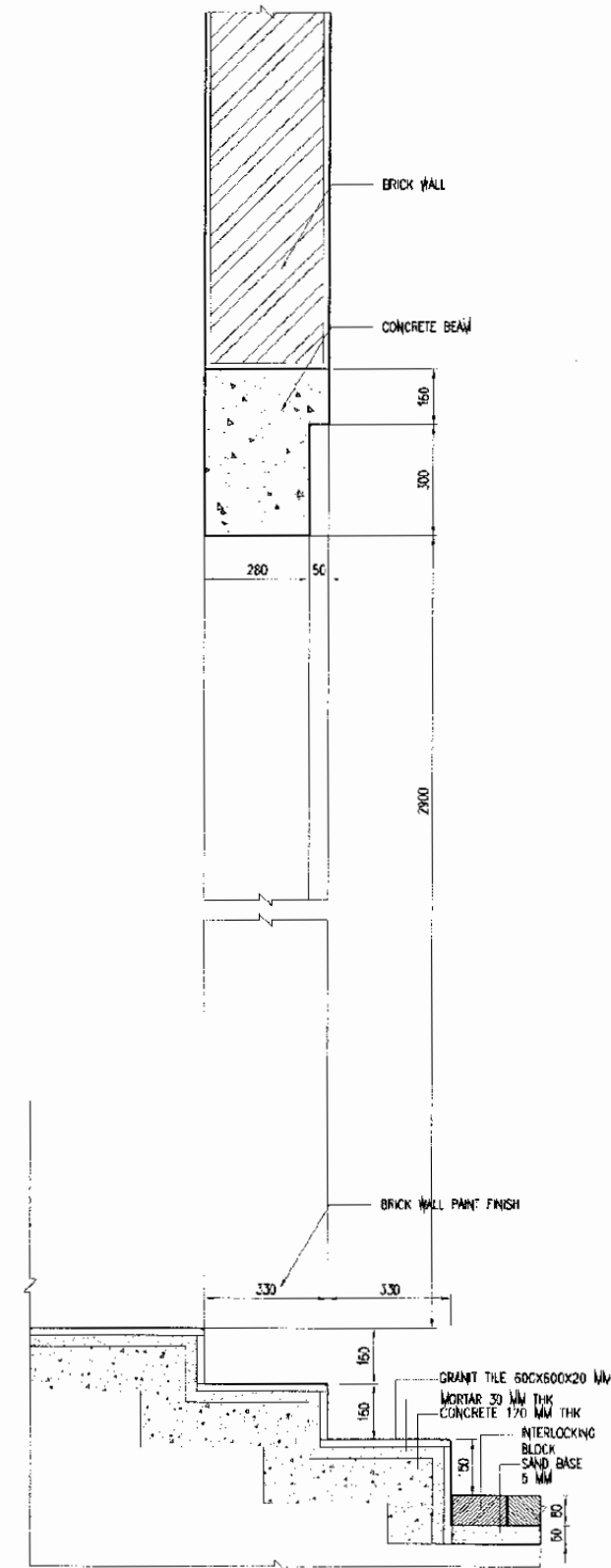
1 DETAIL 1
SCALE: 1 : 10



3 DETAIL 3
SCALE: 1 : 10



2 DETAIL 2
SCALE: 1 : 10



4 DETAIL 4
SCALE: 1 : 10

The Railway Electrification and Double - double Tracking of Java Main Line Project



DEPARTEMEN PERHUBUNGAN
MINISTRY OF COMMUNICATION
DIREKTORAT JENDERAL PERHUBUNGAN DARAT
DIRECTORATE GENERAL OF LAND COMMUNICATION
Jalan Medan Merdeka Barat No.2 Gedung Korpri Lt.11 10121-30024-30057
JAKARTA

Note:
This detailed design has been executed by a team of consultants as shown below in accordance with the agreement between Japan International Cooperation Agency (JICA) and JICA Study Team.
The copyright of this drawing rests with JICA

Designed by:
Japan International Cooperation Agency (JICA)
JICA Study Team:
Joint Venture of Pacific Consultants International and Japan Railway Technical Service

ARCHITECTURE

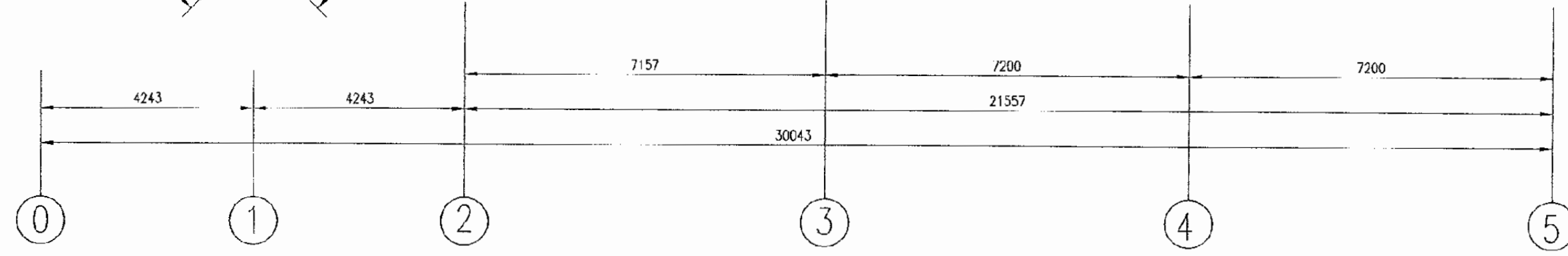
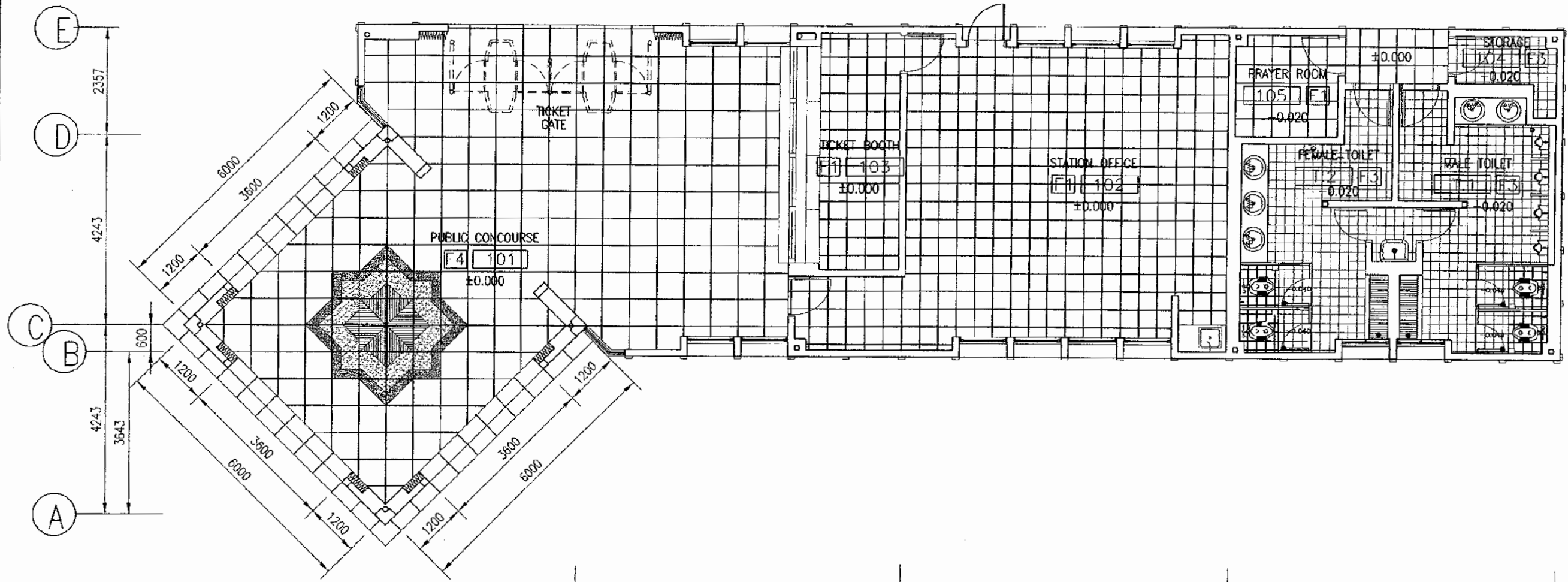
CIB TUNG STATION

DATE 10/MARCH/2003

Drawing Title:

SECTION DETAILS 2

Scale: 1 : 10 Drawing No.: AA 12 010



1 FLOOR PATTERN PLAN
SCALE: 1 : 100

The Railway Electrification and Double - double Tracking of Java Main Line Project

DEPARTMENT PERHUBUNGAN
MINISTRY OF COMMUNICATION
DIREKTORAT JENDERAL PERHUBUNGAN DARAT
DIREKTORAT JENDERAL OF LAND COMMUNICATION
Jalan Medan Merdeka Barat no.8 Gedung Karya B.111 Rp.011-3509508-3605602
J A K A R T A

This detailed design has been executed by a team of consultants as shown below in accordance with the agreement between Japan International Cooperation Agency (JICA) and JICA Study Team.
The copyright of this drawing rests with JICA.

Designed by:
Japan International Cooperation Agency (JICA)
JICA Study Team:
Joint Venture of
Pacific Consultants International and
Japan Railway Technical Service

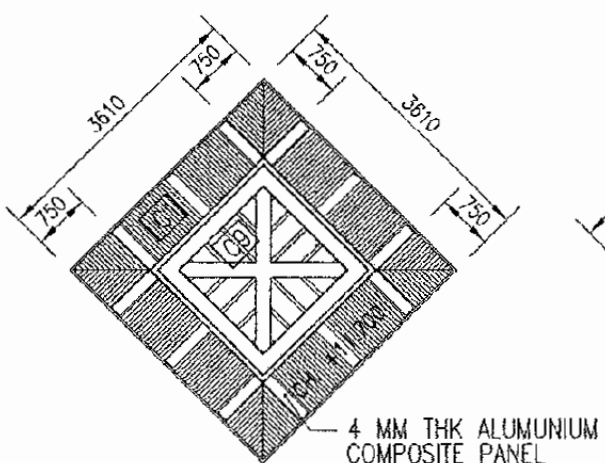
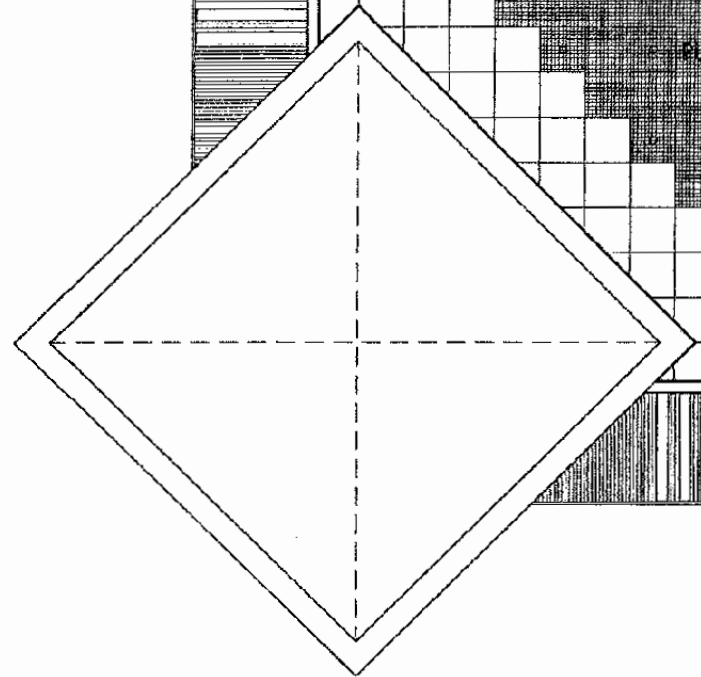
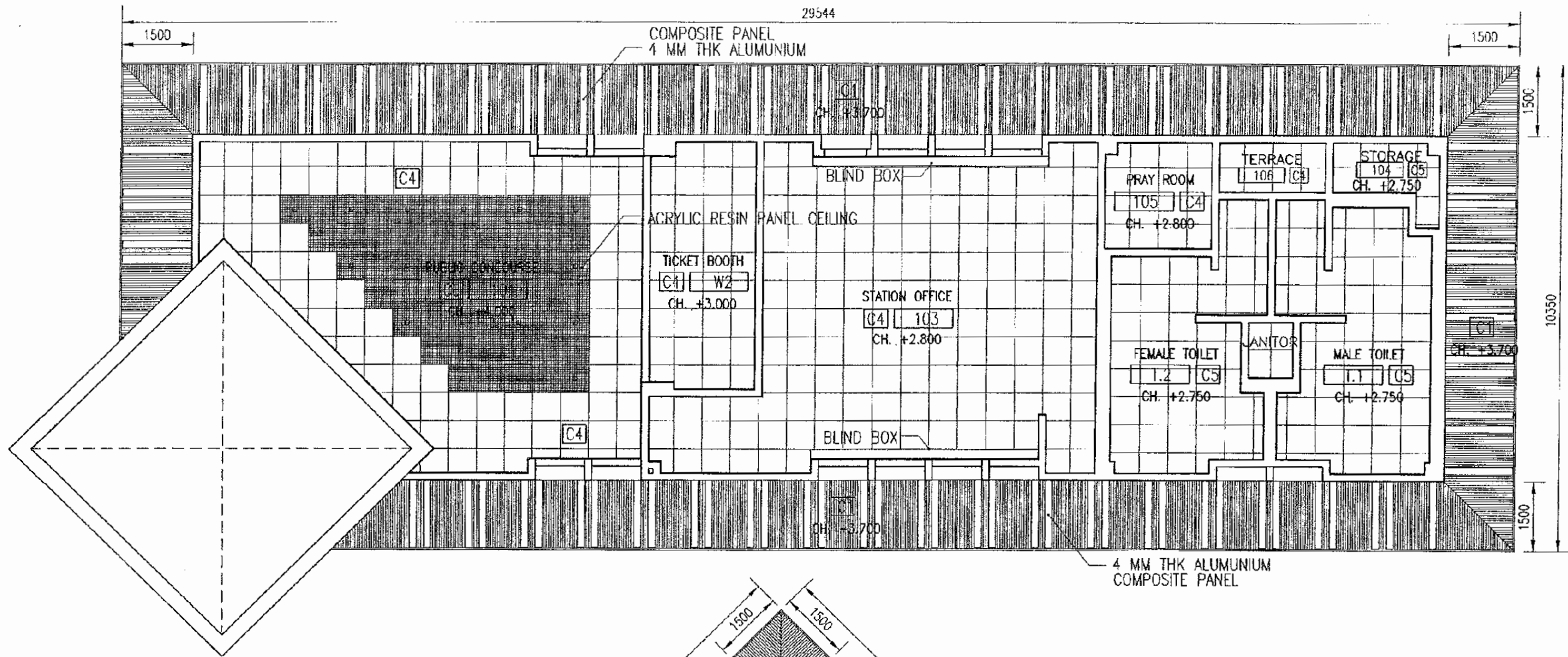
ARCHITECTURE

CIBITUNG STATION

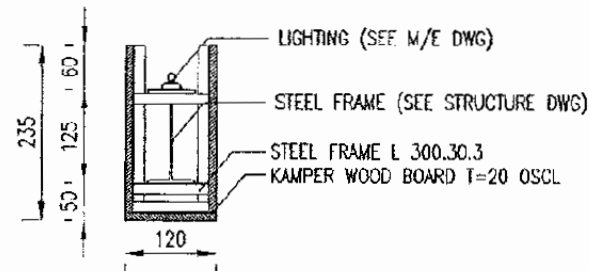
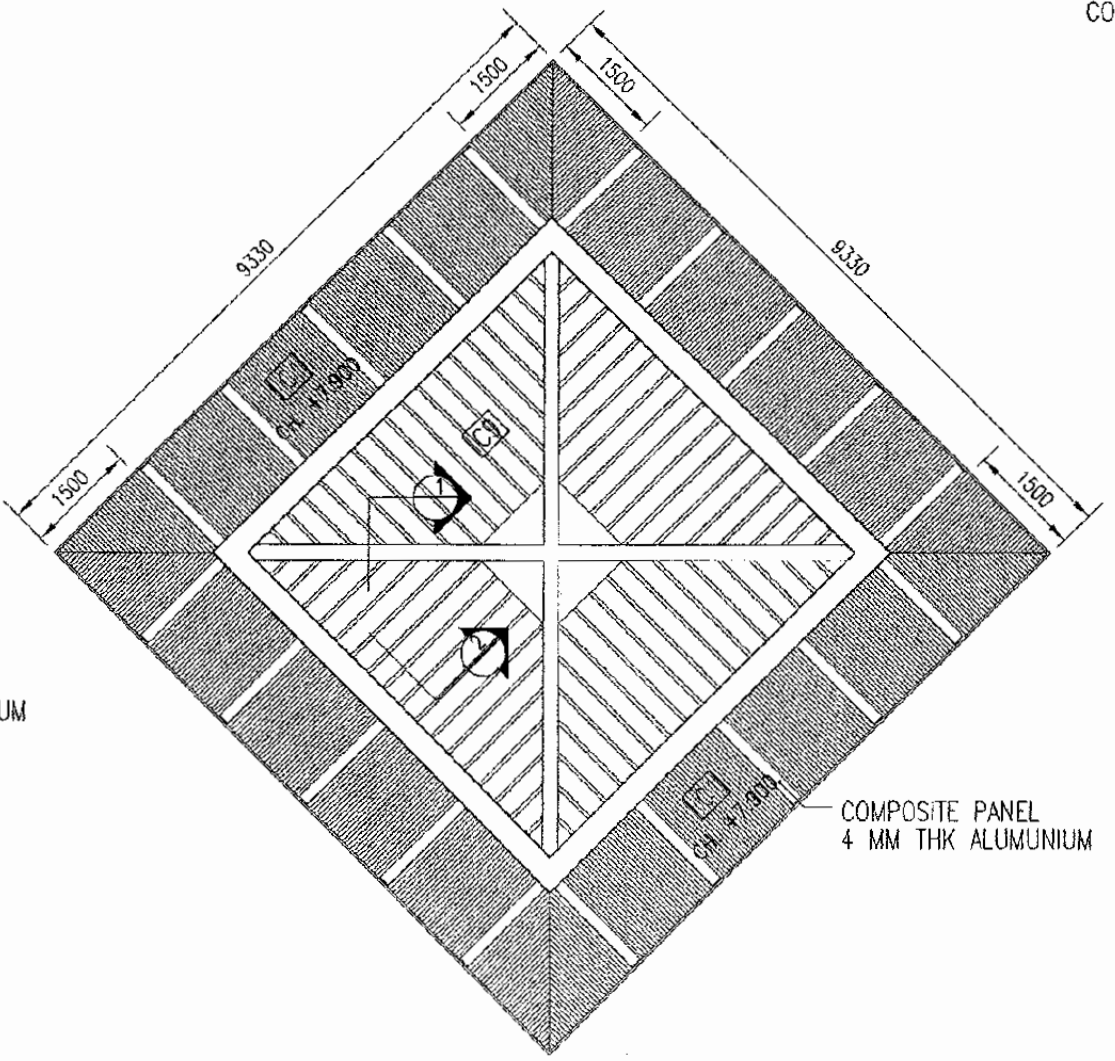
DATE 10/MARCH/2003

Drawing Title :
FLOOR PATTERN PLAN

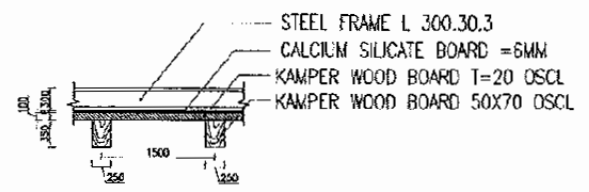
Scale: 1 : 100 Drawing No.: AA-12-011



1 REFLECTED CEILING PLAN
SCALE: 1 : 100



2 SECTION DETAIL 1
SCALE: 1 : 10



3 SECTION DETAIL 2
SCALE: 1 : 10

The Railway Electrification and Double - double Tracking of Java Main Line Project



This detailed design has been executed by a team of consultants as shown below in accordance with the agreement between Japan International Cooperation Agency (JICA) and JICA Study Team. The copyright of this drawing rests with JICA.

Designed by:
Japan International Cooperation Agency (JICA)
JICA Study Team:
Joint Ventures of
Pacific Consultants International and
Japan Railway Technical Service

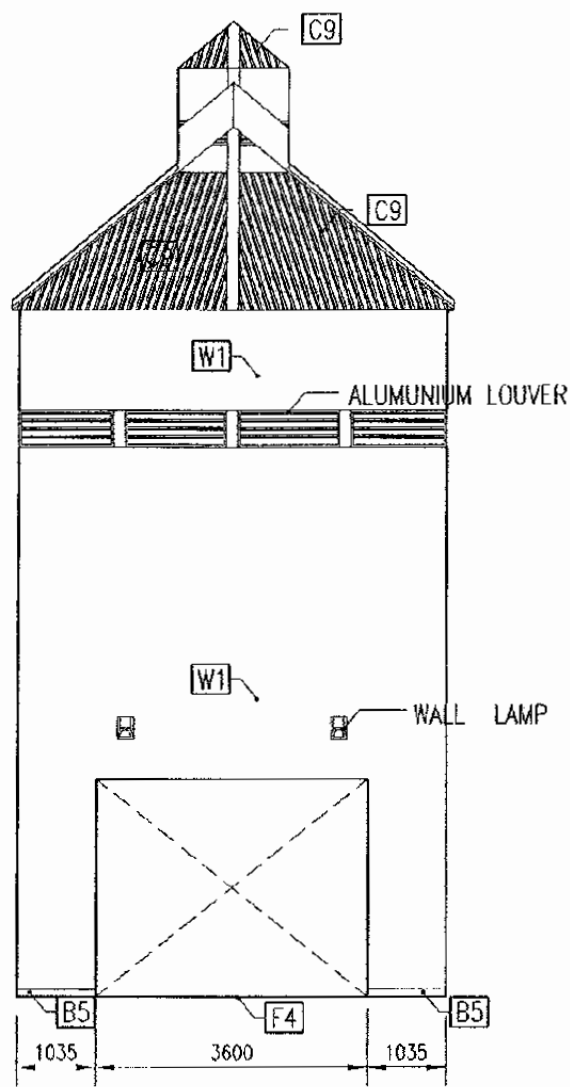
ARCHITECTURE

CIBITUNG STATION

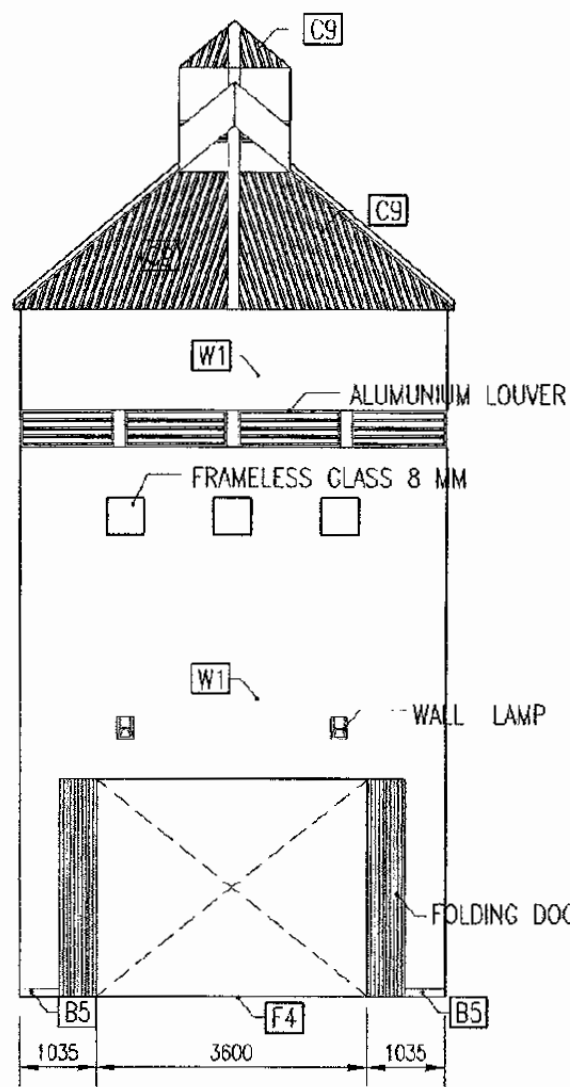
DATE 10/MARCH/2003

Drawing Title :
REFLECTED CEILING PLAN
& DETAIL'S

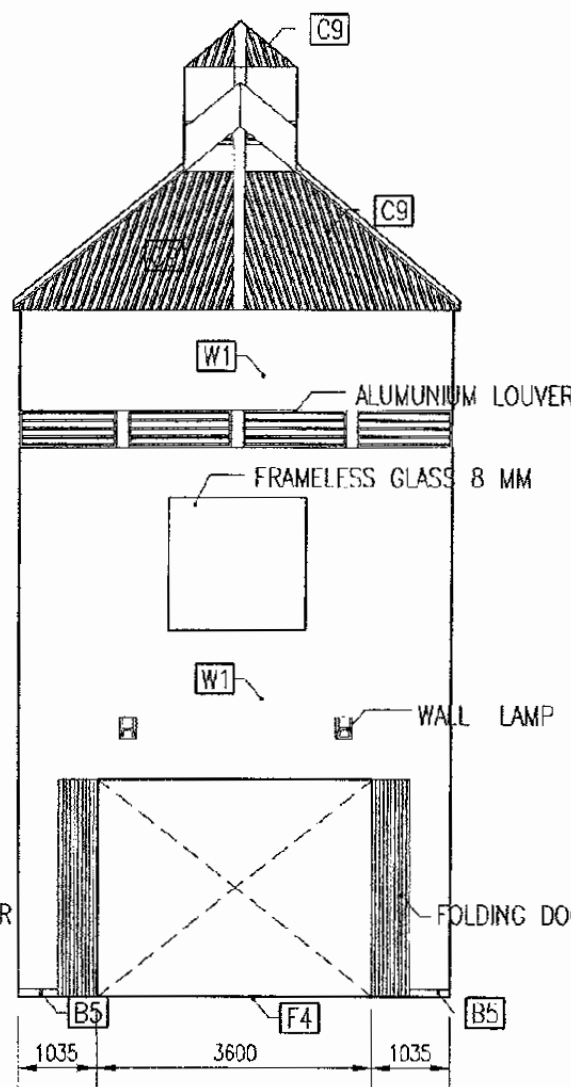
Scale:
1 : 100
1 : 10
Drawing No.:
AA-12-012



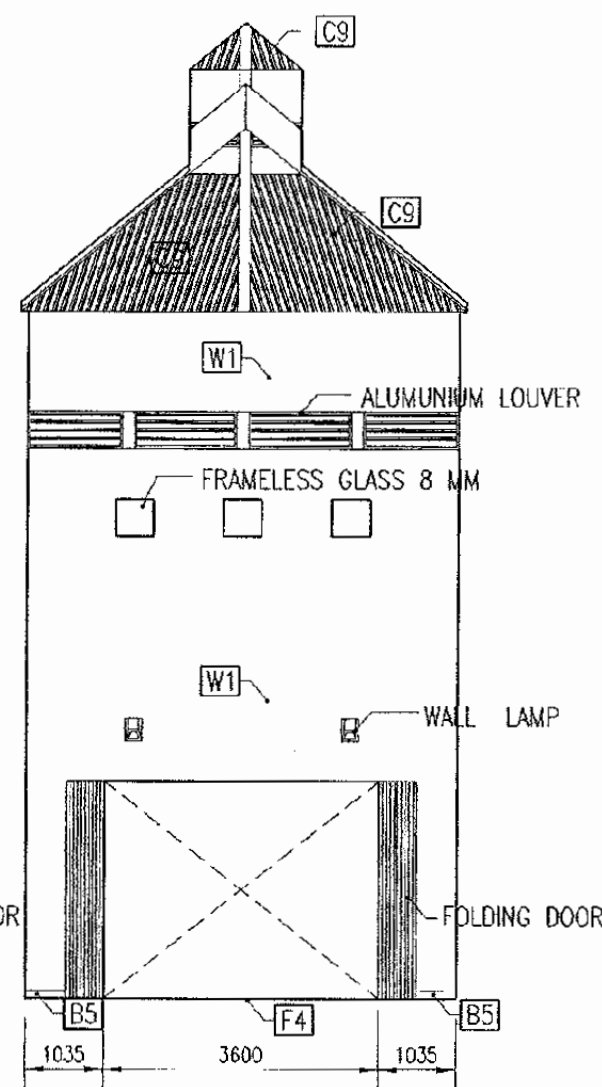
1 CONCOURSE INTERNAL ELEVATION A
SCALE: 1 : 100



2 CONCOURSE INTERNAL ELEVATION B
SCALE: 1 : 100



3 CONCOURSE INTERNAL ELEVATION C
SCALE: 1 : 100



4 CONCOURSE INTERNAL ELEVATION D
SCALE: 1 : 100

The Railway Electrification and Double - double Tracking of Java Main Line Project



DEPARTEMEN PERHUBUNGAN
MINISTRY OF COMMUNICATION
DIREKTORAT JENDERAL PERHUBUNGAN DARAT
DIRECTORATE GENERAL OF LAND COMMUNICATION
Jalan Medan Merdeka Barat No.4 Gedung Kerya 1-11 Jakarta-15065
J. K. A. R. T. A.

Note:
This detailed design has been executed by a team of consultants as shown below in accordance with the agreement between Japan International Cooperation Agency (JICA) and JICA Study Team.
The copyright of this drawing rests with JICA.

Designed by:
Japan International Cooperation Agency (JICA)
JICA Study Team:
Joint Venture of
Pacific Consultants International and
Japan Railway Technical Service

ARCHITECTURE

CIBITUNG STATION

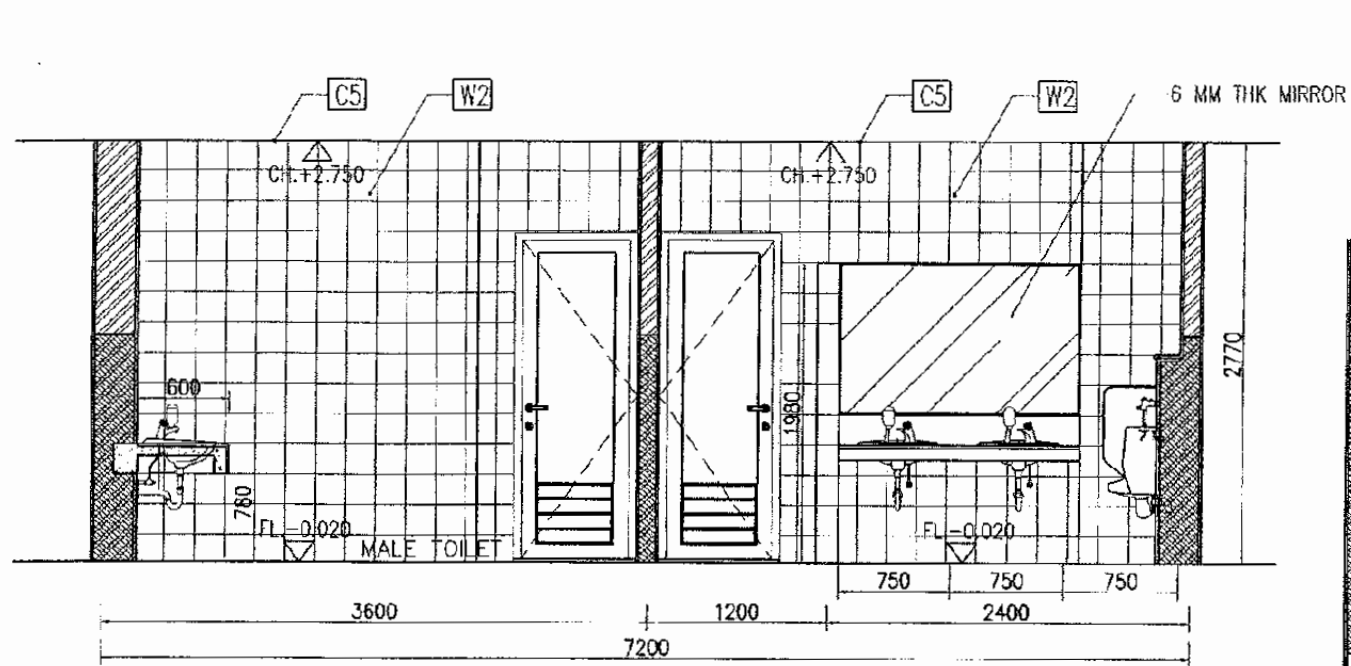
DATE 10/MARCH/2003

Drawing Title :

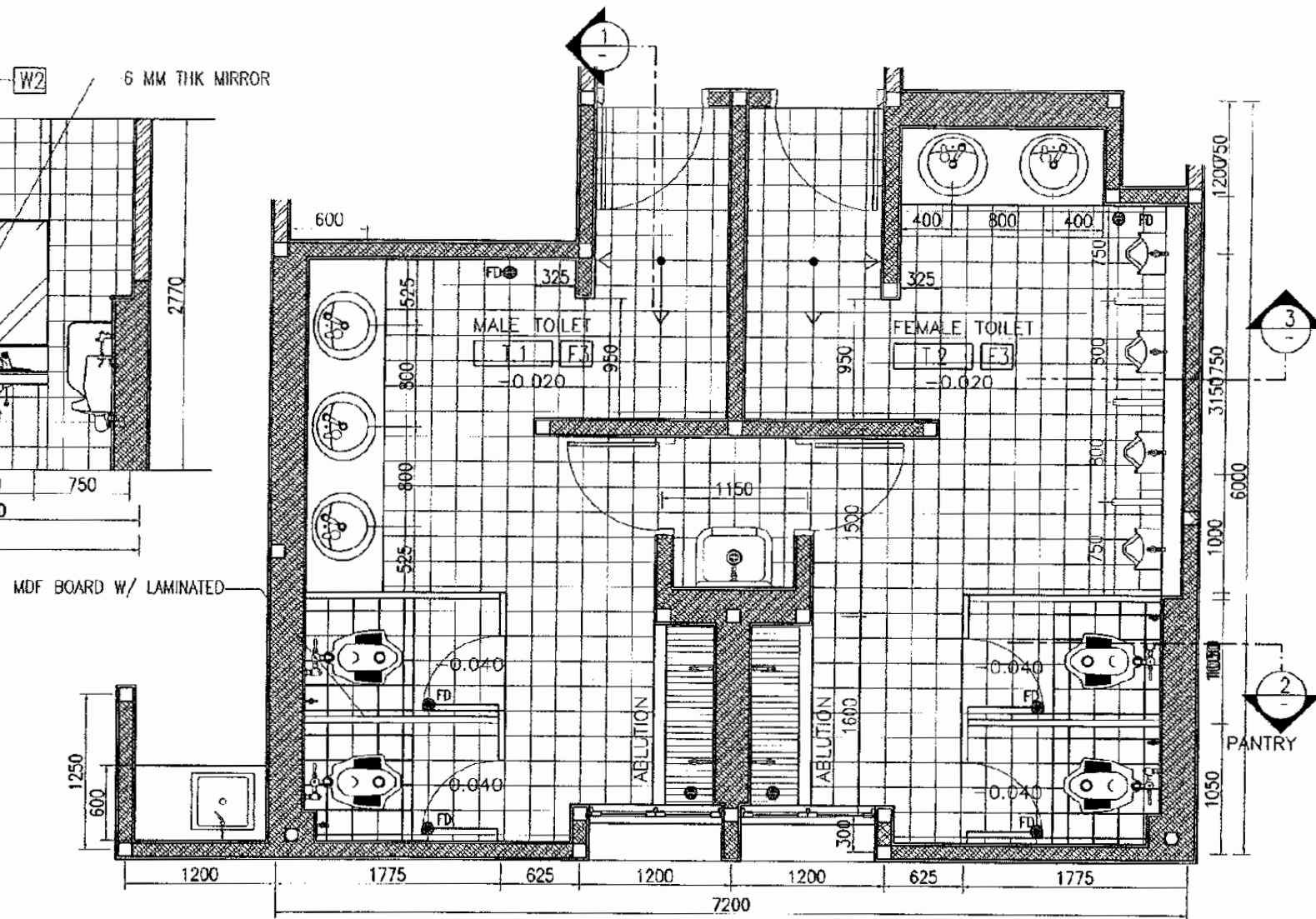
PUBLIC CONCOURSE
ELEVATION'S

Scale:
1 : 100

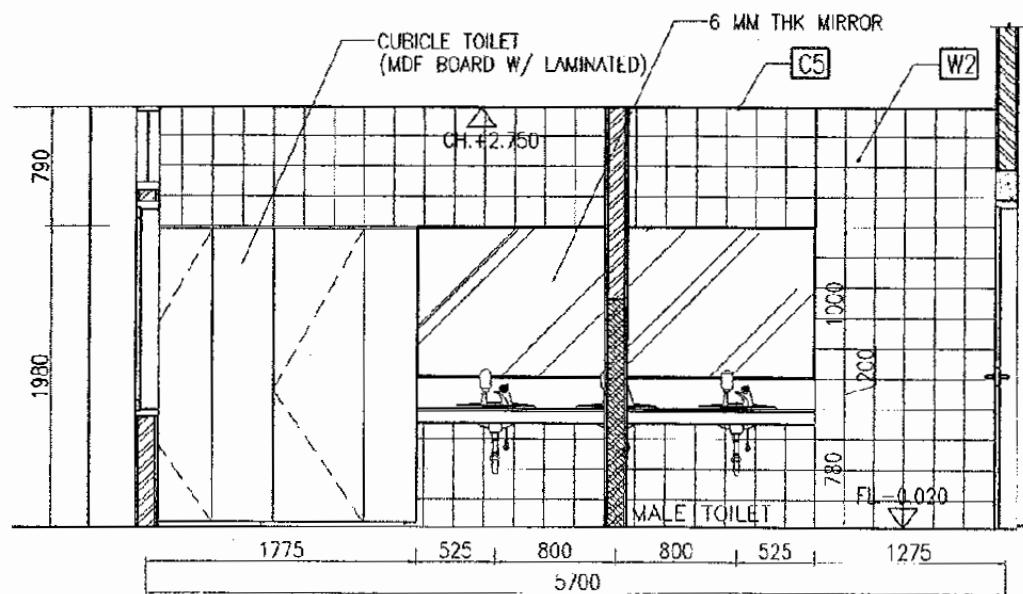
Drawing No.:
AA-12-013



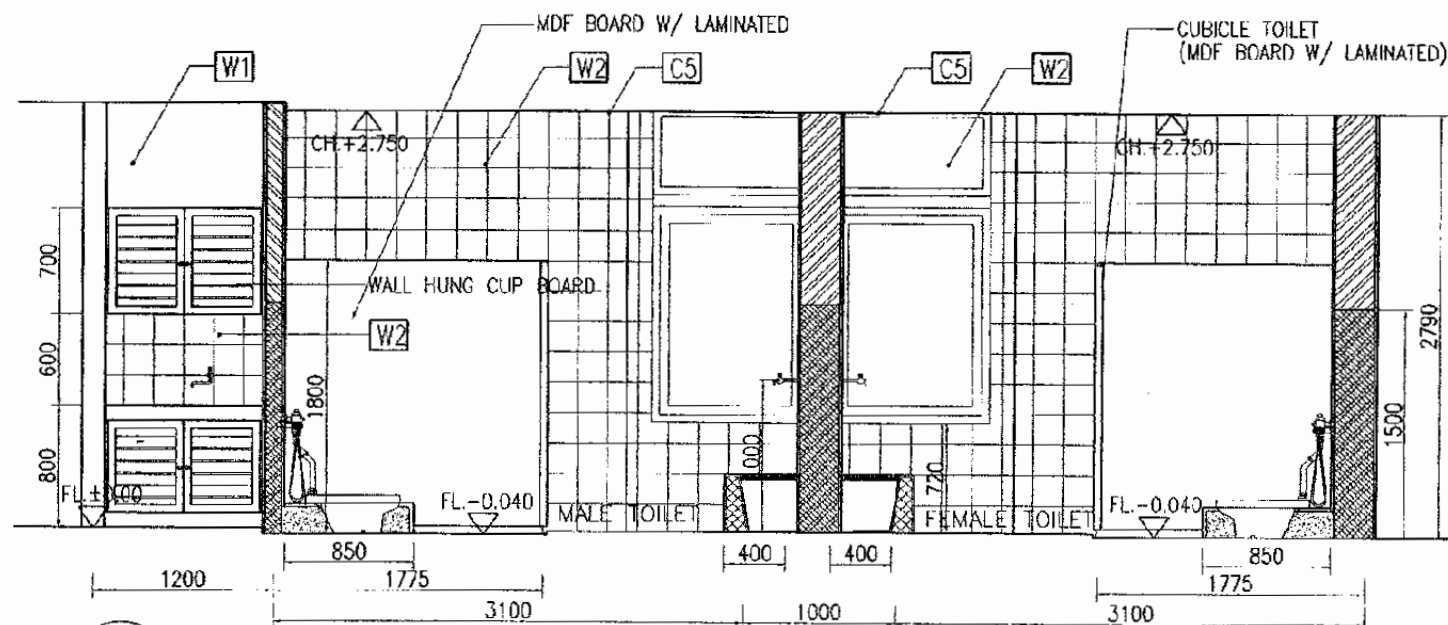
4 SECTION 3
SCALE: 1 : 100



1 TOILET PLAN
SCALE: 1 : 100



2 SECTION 1
SCALE: 1 : 100



3 SECTION 2
SCALE: 1 : 100

The Railway Electrification and Double - double Tracking of Java Main Line Project



Note:
This detailed design has been executed by a team of consultants as shown below in accordance with the agreement between Japan International Cooperation Agency (JICA) and JICA Study Team.
The copyright of this drawing rests with JICA.

Designed by:
Japan International Cooperation Agency (JICA)
JICA Study Team:
Joint Venture of Pacific Consultants International and Japan Railway Technical Service

ARCHITECTURE

CIBITUNG STATION

DATE 10/MARCH/2003

Drawing Title :
TOILET PLAN & SECTION'S

Scale: 1 : 50
Drawing No.: AA-12-014

EXTERIOR FINISH SCHEDULE																			
R	R O O F		REMARKS	F	F L O O R		REMARKS	B	B A S E		REMARKS	W	W A L L / C O L U M N		REMARKS	C	C E I L I N G / S O F F I T		REMARKS
1	CLAY TILE		W/ ALUMINIUM FOIL DOUBLE SIDE									W1	CEMENT PLASTER TROWEL W/ PAINT FINISH			C1	METAL LINEAR / W PAINT FINISH		
												W2	100X100X20MM PK MARBLE STONE						

INTERIOR FINISH SCHEDULE		BUILDING ELEMENT		FLOOR								BASE						WALL						CEILING						GENERAL REMARKS							
ROOM NUMBER	ROOM NAME	FINISH MATERIAL	FINISH MATERIAL	F1	F2	F3	F4	F5	F6	F7	F8	REMARKS	B1	B2	B3	B4	B5	B6	REMARKS	W1	W2	W3	W4	W5	W6	REMARKS	C1	C2	C3		C4	C5	C6	C7	C8	C9	REMARKS
				CEILING HEIGHT (MM)	ROOM FLOOR AREA (M ²)	FINISH MATERIAL	100 mm H GLESED CERAMIC TILE	100 mm H GLESED CERAMIC TILE	100 mm H GLESED CERAMIC TILE	100 mm H GLESED CERAMIC TILE	100 mm H GLESED CERAMIC TILE	100 mm H GLESED CERAMIC TILE	100 mm H GLESED CERAMIC TILE	100 mm H GLESED CERAMIC TILE	100 mm H GLESED CERAMIC TILE	100 mm H GLESED CERAMIC TILE	100 mm H GLESED CERAMIC TILE	100 mm H GLESED CERAMIC TILE	100 mm H GLESED CERAMIC TILE	100 mm H GLESED CERAMIC TILE	100 mm H GLESED CERAMIC TILE	100 mm H GLESED CERAMIC TILE	100 mm H GLESED CERAMIC TILE	100 mm H GLESED CERAMIC TILE	100 mm H GLESED CERAMIC TILE	100 mm H GLESED CERAMIC TILE	100 mm H GLESED CERAMIC TILE	100 mm H GLESED CERAMIC TILE	100 mm H GLESED CERAMIC TILE		100 mm H GLESED CERAMIC TILE	100 mm H GLESED CERAMIC TILE	100 mm H GLESED CERAMIC TILE	100 mm H GLESED CERAMIC TILE	100 mm H GLESED CERAMIC TILE	100 mm H GLESED CERAMIC TILE	100 mm H GLESED CERAMIC TILE
101	PUBLIC CONCOURSE																																				
102	STATION OFFICE	2800																																			
104	TICKET Booth	3600																																			
104	STORAGE	2750																																			
105	WATER ROOM	2800																																			
106	TERRACE	2800																																			
107	MALE TOILET	2750																																			
108	FEMALE TOILET	2750																																			

The Railway Electrification and Double - double Tracking of Java Main Line Project



DEPARTEMEN PERHUBUNGAN DAN INFORMASI MASYARAKAT
 DIREKTORAT JENDERAL PERHUBUNGAN DARAT
 DIREKTORAT JENDERAL PERHUBUNGAN DARAT
 Jalan Medan Merdeka Barat No. 6, Gedung Kera No. 1, 10111-320025-320027
 JAKARTA

Note:
 This detailed design has been executed by a team of consultants as shown below in accordance with the agreement between Japan International Cooperation Agency (JICA) and JICA Study Team.
 The copyright of this drawing rests with JICA

Designed by:
 Japan International Cooperation Agency (JICA)
 JICA Study Team:
 Joint Venture of Pacific Consultants International and Japan Railway Technical Service

ARCHITECTURE

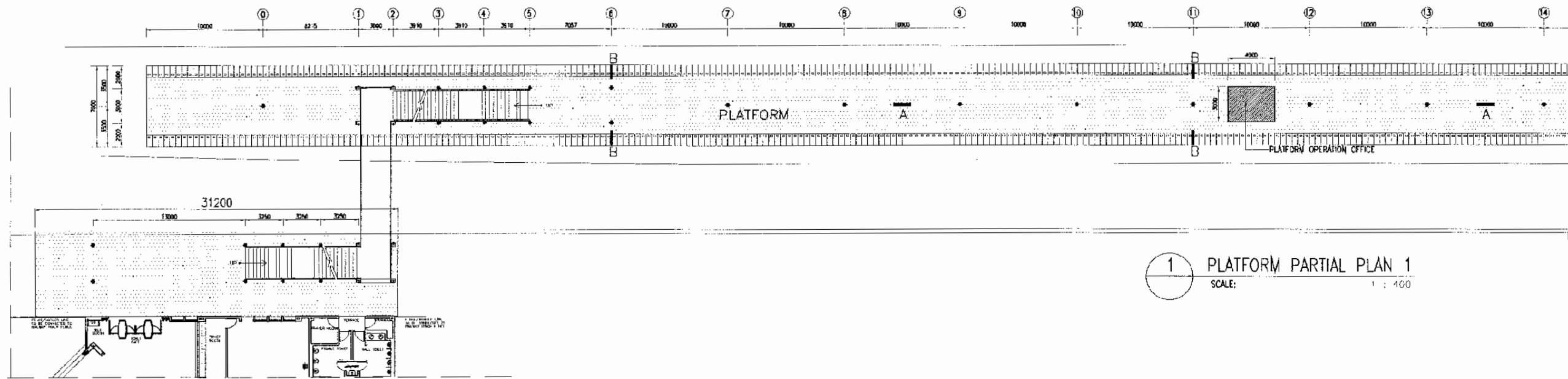
CIBITUNG STATION

DATE 10/MARCH/2003

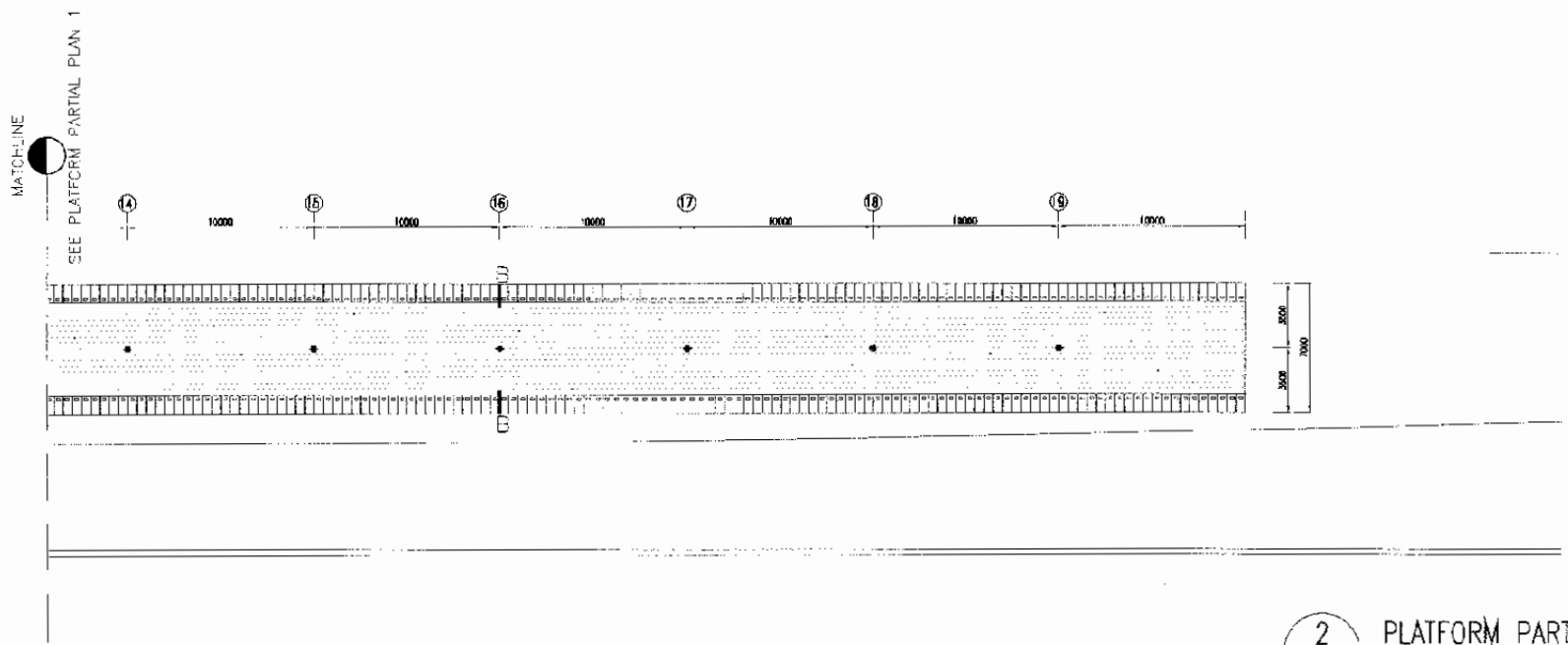
Drawing Title :

FINISH SCHEDULE

Scale: NTS
 Draw: ng16
 AA-12-015



1 PLATFORM PARTIAL PLAN 1
SCALE: 1 : 400



2 PLATFORM PARTIAL PLAN 2
SCALE: 1 : 400

VISUAL SIGN TYPE
A STATION NAME SIGN OF PLATFORM
B NAME OF PLATFORM

The Railway Electrification and
Double double Tracking of
Java Main Line Project



NOTE:
This detailed design has been executed by a team of consultants as shown below in accordance with the agreement between Japan International Cooperation Agency (JICA) and JICA Study Team.
The copyright of this drawing rests with JICA.

Designed by:
Japan International Cooperation Agency (JICA)
JICA Study Team:
Joint Venture of
Pacific Consultants International and
Japan Railway Technical Service

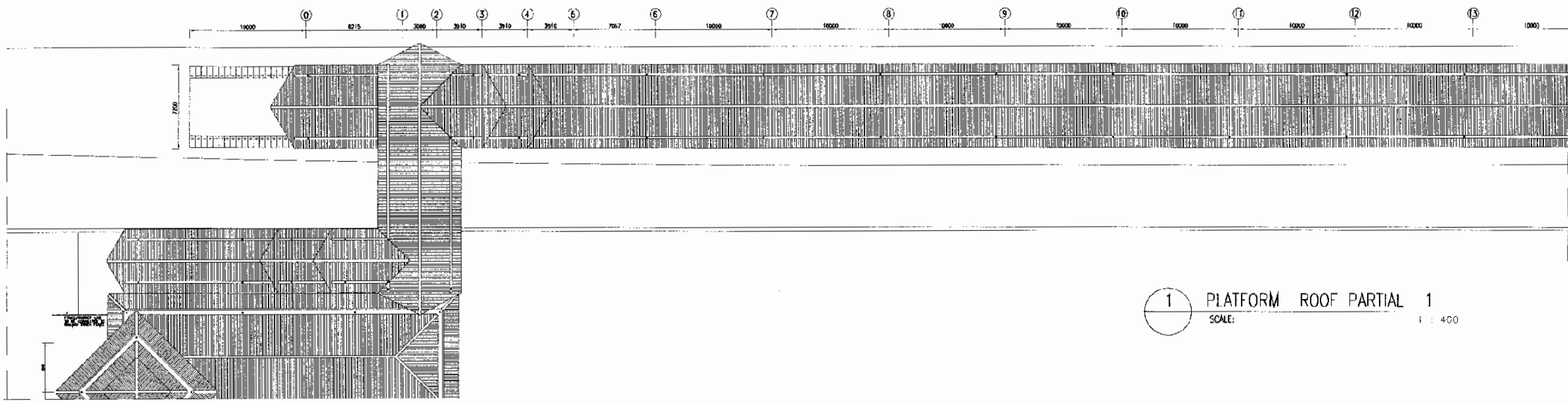
ARCHITECTURE

CIBITUNG STATION

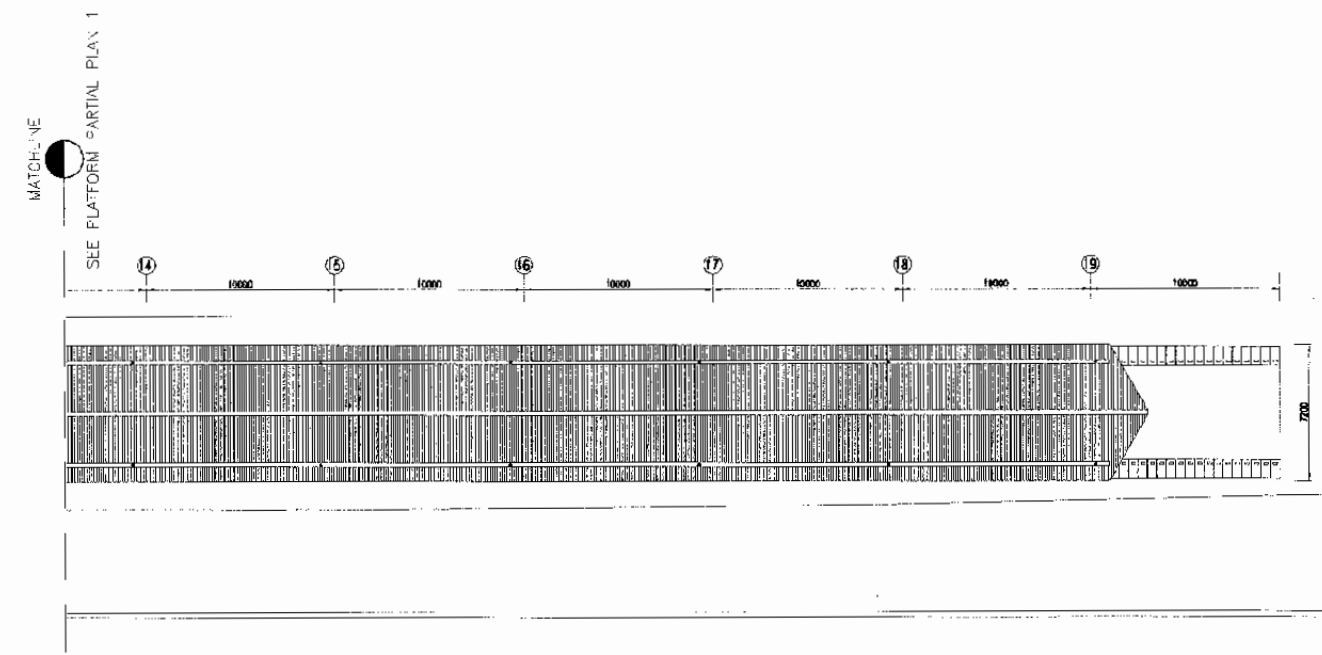
DATE 10/MARCH/2003

Drawing Title :
PLATFORM PLAN
&
VISUAL SIGN LAYOUT

Scale: 1 : 400
Drawing No.: AA-12-017



1 PLATFORM ROOF PARTIAL 1
SCALE: 1 : 400



2 PLATFORM ROOF PARTIAL 2
SCALE: 1 : 400

SEE PLATFORM PARTIAL PLAN 2

The Railway Electrification and Double - double Tracking of Java Main Line Project



Note:
This detailed design has been executed by a team of consultants as shown below in accordance with the agreement between Japan International Cooperation Agency (JICA) and JICA Study Team.
The copyright of this drawing rests with JICA

Designed by:
Japan International Cooperation Agency (JICA)
JICA Study Team:
Joint Venture of Pacific Consultants International and Japan Railway Technical Service

ARCHITECTURE

CIBITUNG STATION

DATE 10/MARCH/2003

Drawing Title:
PLATFORM ROOF PLAN

Scale: 1 : 400
Drawing No.: AA-12-C18