

カンボジア国
国道1号線(プノンペン~ネアックルン区間)
改修計画
基本設計調査報告書
別冊資料編

平成17年3月

独立行政法人 国際協力機構
無償資金協力部

無償
JR
05-007

別冊資料

1. 交通量データ

2. 基本設計図

別冊資料1 交通量データ

Sta.1.5km

Sta. 1km+500

1st Day (15 March, 2004)

Classification	East Bound (to Neak Loeung)											Total for East Bound
	Walker (Pedestrian, Car, Farm Tractor)	Pedal Cycles (Bicycle)	Pedal Cycles (Cyclo, Bicycle-Trailer)	Motorbike (Motodope)	Motorbike-Trailer, Tricycles	Passenger Vehicle (Sedan, Wagon)	Pick-up Jeep Light Van	Light Truck	Short & Long Body Bus	Short & Long Body Truck	Senif & Full Trailer Truck	
6:00 ~ 6:15	2	3	2	120	14	14	12	8	0	3	2	180
6:15 ~ 6:30	3	13	12	197	8	15	7	13	3	2	2	275
6:30 ~ 6:45	3	8	8	212	3	8	14	9	0	0	0	265
6:45 ~ 7:00	7	17	8	262	14	20	10	15	0	2	2	357
7:00 ~ 7:15	8	22	8	254	23	25	8	17	3	3	0	371
7:15 ~ 7:30	14	14	2	250	22	34	18	14	4	0	0	372
7:30 ~ 7:45	17	9	3	109	27	25	15	4	2	0	0	211
7:45 ~ 8:00	12	9	3	252	27	42	24	14	2	0	3	388
8:00 ~ 8:15	32	7	7	264	14	44	18	17	2	7	0	412
8:15 ~ 8:30	12	4	2	214	12	39	17	15	2	4	0	321
8:30 ~ 8:45	5	5	4	214	10	40	22	18	0	2	0	320
8:45 ~ 9:00	22	8	7	222	17	35	19	20	0	3	0	353
9:00 ~ 9:15	13	8	2	229	12	25	24	10	0	7	0	330
9:15 ~ 9:30	10	5	7	193	12	40	17	13	2	2	0	301
9:30 ~ 9:45	9	8	3	204	9	33	17	19	0	7	2	311
9:45 ~ 10:00	33	9	3	193	13	24	19	10	2	3	0	309
10:00 ~ 10:15	20	9	3	147	13	34	15	7	0	4	0	252
10:15 ~ 10:30	13	5	4	167	8	27	17	9	0	12	0	262
10:30 ~ 10:45	19	7	0	239	9	29	14	2	0	3	0	322
10:45 ~ 11:00	125	17	4	208	8	28	13	9	0	2	0	414
11:00 ~ 11:15	28	29	4	224	12	43	19	4	2	5	0	370
11:15 ~ 11:30	22	9	3	233	14	45	19	12	0	4	0	361
11:30 ~ 11:45	13	5	2	185	12	28	18	9	0	7	0	279
11:45 ~ 12:00	10	10	0	202	9	42	10	12	0	4	0	299
12:00 ~ 12:15	3	7	3	178	13	35	9	10	2	8	0	268
12:15 ~ 12:30	2	9	0	148	3	24	13	10	2	5	2	218
12:30 ~ 12:45	2	12	2	153	8	30	10	8	0	3	0	228
12:45 ~ 13:00	0	4	0	178	9	27	20	3	2	4	0	247
13:00 ~ 13:15	4	28	0	209	9	35	19	9	0	4	0	317
13:15 ~ 13:30	8	20	0	209	3	27	24	7	2	4	0	304
13:30 ~ 13:45	4	12	2	283	12	28	22	5	0	8	0	376
13:45 ~ 14:00	4	5	2	140	5	34	15	14	0	4	0	223
14:00 ~ 14:15	13	8	0	134	7	27	9	8	2	3	3	214
14:15 ~ 14:30	14	4	0	127	13	30	9	13	2	7	0	219
14:30 ~ 14:45	3	3	0	159	5	27	13	14	2	8	0	234
14:45 ~ 15:00	5	14	2	155	7	24	17	9	0	4	0	237
15:00 ~ 15:15	22	5	2	177	9	33	10	4	2	2	0	266
15:15 ~ 15:30	9	3	0	280	13	28	24	15	0	7	0	379
15:30 ~ 15:45	4	12	0	178	18	30	15	13	0	4	0	274
15:45 ~ 16:00	23	3	0	170	5	25	10	8	0	7	0	251
16:00 ~ 16:15	29	10	2	215	15	32	12	7	0	5	0	327
16:15 ~ 16:30	20	7	5	238	13	34	8	13	2	5	0	345
16:30 ~ 16:45	72	8	4	242	10	40	15	8	2	4	0	405
16:45 ~ 17:00	20	12	4	243	14	23	17	3	0	4	2	342
17:00 ~ 17:15	8	8	0	307	8	47	18	12	0	5	0	413
17:15 ~ 17:30	10	40	7	373	7	48	14	10	0	3	0	512
17:30 ~ 17:45	2	10	2	348	12	32	15	8	2	0	0	431
17:45 ~ 18:00	4	4	3	232	8	38	8	4	0	2	0	303
Total	737	488	141	10,070	548	1,497	732	495	46	196	18	14,968

Sta.1.5km

Sta. 1km+500

2nd Day (16 March, 2004)

Classification	East Bound (to Neak Loeng)											
	Walker (Pedestrian, Cart, Farm Tractor)	Pedal Cycles (Bicycle)	Pedal Cycles (Cyclo, Bicycle- Trailer)	Motorbike (Motodope)	Motorbike- Trailer, Tricycles	Passenger Vehicle (Sedan, Wagon)	Pick-up Jeep Light Van	Light Truck	Short & Long Body Bus	Short & Long Body Truck	Semi & Full Trailer Truck	Total for East Bound
6:00 ~ 6:15	3	9	2	160	19	5	12	18	0	3	0	231
6:15 ~ 6:30	3	7	5	129	7	13	9	8	0	3	0	184
6:30 ~ 6:45	0	17	18	212	10	12	13	13	0	2	2	299
6:45 ~ 7:00	2	14	4	245	9	18	8	20	0	3	3	326
7:00 ~ 7:15	17	50	4	192	15	19	12	14	0	0	0	323
7:15 ~ 7:30	18	22	2	185	19	23	15	19	3	0	0	306
7:30 ~ 7:45	12	14	4	179	18	19	18	4	3	4	2	277
7:45 ~ 8:00	13	7	3	228	17	39	25	17	0	8	0	357
8:00 ~ 8:15	38	20	5	199	18	33	33	9	0	5	2	362
8:15 ~ 8:30	12	10	3	229	17	39	23	15	0	2	2	352
8:30 ~ 8:45	13	3	3	219	23	29	34	13	3	7	2	349
8:45 ~ 9:00	7	7	4	213	13	47	24	13	2	3	0	333
9:00 ~ 9:15	10	12	4	204	8	28	17	15	0	4	0	302
9:15 ~ 9:30	7	15	4	212	10	37	13	13	0	3	0	314
9:30 ~ 9:45	25	2	5	200	5	37	8	14	2	3	3	304
9:45 ~ 10:00	14	13	4	169	7	33	12	12	0	5	2	271
10:00 ~ 10:15	29	10	3	203	14	38	14	15	2	4	0	332
10:15 ~ 10:30	30	4	3	195	10	28	14	8	2	2	0	296
10:30 ~ 10:45	27	9	4	222	7	32	24	9	0	3	0	337
10:45 ~ 11:00	54	5	14	210	12	27	20	10	2	2	2	358
11:00 ~ 11:15	10	39	8	240	10	32	18	9	0	7	0	373
11:15 ~ 11:30	8	12	0	223	8	33	17	10	0	2	0	313
11:30 ~ 11:45	13	14	0	255	20	52	20	15	0	4	0	393
11:45 ~ 12:00	12	2	4	149	5	40	14	8	0	0	0	234
12:00 ~ 12:15	2	8	2	174	7	33	8	9	0	0	0	243
12:15 ~ 12:30	0	5	2	150	8	38	13	9	0	3	3	231
12:30 ~ 12:45	2	7	2	152	8	15	8	9	2	2	0	207
12:45 ~ 13:00	4	5	0	160	7	30	12	12	2	3	0	235
13:00 ~ 13:15	3	33	3	177	10	24	18	13	0	4	0	285
13:15 ~ 13:30	2	17	7	172	8	19	23	5	2	4	0	259
13:30 ~ 13:45	2	5	2	118	9	18	12	5	0	3	0	174
13:45 ~ 14:00	3	8	3	194	5	40	15	9	2	7	0	286
14:00 ~ 14:15	0	2	2	134	13	22	10	10	2	5	0	200
14:15 ~ 14:30	4	4	3	127	8	27	9	8	0	2	0	192
14:30 ~ 14:45	2	9	0	139	12	22	18	14	0	5	0	221
14:45 ~ 15:00	8	9	0	147	15	29	12	3	0	3	2	228
15:00 ~ 15:15	23	5	4	148	3	28	17	18	0	5	2	253
15:15 ~ 15:30	27	14	3	154	9	29	12	8	0	8	2	266
15:30 ~ 15:45	4	4	3	149	4	37	19	10	0	3	2	235
15:45 ~ 16:00	23	10	3	163	8	23	8	7	2	3	2	252
16:00 ~ 16:15	9	5	2	180	7	18	7	8	2	3	0	241
16:15 ~ 16:30	19	2	2	227	15	35	12	15	0	3	0	330
16:30 ~ 16:45	14	19	3	235	14	24	23	12	2	3	0	349
16:45 ~ 17:00	52	15	2	259	13	44	10	5	2	0	0	402
17:00 ~ 17:15	5	30	5	332	14	43	17	9	0	0	2	457
17:15 ~ 17:30	17	19	2	345	8	29	12	10	0	3	2	447
17:30 ~ 17:45	7	7	2	319	8	49	15	4	2	2	0	415
17:45 ~ 18:00	9	7	0	424	5	49	10	7	0	7	0	518
Total	618	566	167	9,651	519	1,438	737	520	39	160	37	14,452

Sta. 1.5km

Sta. 1km+500

1st Day (15 March, 2004)

Classification	West Bound (to Phnom Penh)											Total for West Bound
	Walker (Pedestrian, Cart, Farm Tractor)	Pedal Cycles (Bicycle)	Pedal Cycles (Cycle, Bicycle-Trailer)	Motorbike (Motodope)	Motorbike-Trailer, Tricycles	Passenger Vehicle (Sedan, Wagon)	Pick-up Jeep Light Van	Light Truck	Short & Long Body Bus	Short & Long Body Truck	Semi & Full Trailer Truck	
6:00 ~ 6:15	4	12	5	293	15	18	13	8	15	0	0	383
6:15 ~ 6:30	22	33	2	442	24	17	7	10	0	2	0	559
6:30 ~ 6:45	3	32	3	659	15	42	10	5	0	0	0	769
6:45 ~ 7:00	7	22	2	597	17	63	18	7	0	5	0	738
7:00 ~ 7:15	110	7	3	489	10	38	13	20	0	3	0	693
7:15 ~ 7:30	20	15	3	484	14	84	12	13	0	4	0	649
7:30 ~ 7:45	34	4	4	422	4	43	10	9	0	0	0	530
7:45 ~ 8:00	13	7	3	289	19	39	15	7	0	4	0	396
8:00 ~ 8:15	10	4	5	277	14	45	15	5	2	3	0	380
8:15 ~ 8:30	10	8	3	265	10	22	9	3	2	9	0	341
8:30 ~ 8:45	33	7	4	278	10	23	8	9	0	8	0	380
8:45 ~ 9:00	2	3	5	188	17	14	8	5	2	7	2	253
9:00 ~ 9:15	9	4	4	213	14	17	5	15	0	7	0	288
9:15 ~ 9:30	18	4	4	179	10	24	17	3	0	14	0	273
9:30 ~ 9:45	5	9	5	198	7	25	18	8	3	8	0	286
9:45 ~ 10:00	3	4	3	208	3	25	17	2	2	14	0	281
10:00 ~ 10:15	29	4	4	184	9	39	17	5	0	9	0	300
10:15 ~ 10:30	10	7	2	220	8	23	15	10	0	2	0	297
10:30 ~ 10:45	4	8	5	155	5	40	20	18	3	0	0	258
10:45 ~ 11:00	15	22	4	418	9	24	27	9	0	3	2	533
11:00 ~ 11:15	4	12	4	183	8	43	20	18	0	3	0	295
11:15 ~ 11:30	0	0	2	145	7	24	15	9	2	3	0	207
11:30 ~ 11:45	3	8	0	188	12	37	30	15	3	2	0	298
11:45 ~ 12:00	7	3	3	135	7	24	15	13	0	5	0	212
12:00 ~ 12:15	3	8	0	145	9	32	12	12	2	2	0	225
12:15 ~ 12:30	20	13	3	162	7	30	37	7	0	2	2	283
12:30 ~ 12:45	17	12	2	180	10	27	32	5	0	4	2	291
12:45 ~ 13:00	19	18	4	165	9	27	15	4	0	5	0	266
13:00 ~ 13:15	75	17	0	163	12	28	15	8	0	4	0	322
13:15 ~ 13:30	59	13	0	217	10	40	20	3	2	8	0	372
13:30 ~ 13:45	15	3	0	182	10	24	15	14	3	3	0	269
13:45 ~ 14:00	12	22	0	143	13	29	14	14	0	5	0	252
14:00 ~ 14:15	19	4	0	140	0	39	9	8	0	4	0	223
14:15 ~ 14:30	5	5	0	185	5	35	19	15	2	2	0	273
14:30 ~ 14:45	4	2	2	155	10	29	10	10	0	5	0	227
14:45 ~ 15:00	9	3	0	149	12	43	9	18	2	3	0	248
15:00 ~ 15:15	17	3	0	144	7	28	9	10	2	2	2	224
15:15 ~ 15:30	3	9	3	147	13	24	18	17	0	2	0	236
15:30 ~ 15:45	7	0	0	153	4	34	17	18	0	2	0	235
15:45 ~ 16:00	2	9	3	227	10	44	8	27	0	2	2	334
16:00 ~ 16:15	13	3	0	193	4	32	8	20	0	5	0	278
16:15 ~ 16:30	7	4	2	202	8	32	9	15	0	2	0	281
16:30 ~ 16:45	7	2	3	150	4	18	9	20	2	2	2	219
16:45 ~ 17:00	7	10	2	192	5	27	3	9	0	0	0	255
17:00 ~ 17:15	2	22	0	279	14	45	12	14	3	2	0	393
17:15 ~ 17:30	5	27	4	257	8	38	10	7	0	0	0	356
17:30 ~ 17:45	0	19	4	277	12	49	18	17	3	2	0	401
17:45 ~ 18:00	0	7	0	234	9	50	10	5	4	0	0	319
Total	702	474	114	11,550	473	1,597	692	523	59	183	14	16,381

Sta.1.5km

Sta. 1km+500

2nd Day (16 March, 2004)

Classification	West Bound (to Phnom Penh)											
	Walker (Pedestrian, Cart, Farm Tractor)	Pedal Cycles (Bicycle)	Pedal Cycles (Cyclo, Bicycle- Trailer)	Motorbike (Motodope)	Motorbike- Trailer, Tricycles	Passenger Vehicle (Sedan, Wagon)	Pick-up Jeep Light Van	Light Truck	Short & Long Body Bus	Short & Long Body Truck	Semi & Full Trailer Truck	Total for West Bound
6:00 ~ 6:15	2	3	3	243	7	15	7	8	0	2	0	290
6:15 ~ 6:30	27	27	5	418	27	32	14	17	0	0	2	569
6:30 ~ 6:45	20	48	4	567	14	52	17	10	0	2	0	734
6:45 ~ 7:00	30	29	2	505	20	40	13	8	2	0	0	649
7:00 ~ 7:15	77	32	3	498	14	58	18	9	0	8	0	717
7:15 ~ 7:30	47	9	2	444	8	42	10	12	0	0	0	574
7:30 ~ 7:45	8	15	8	325	17	38	7	8	0	0	0	426
7:45 ~ 8:00	28	3	7	293	9	48	15	12	8	3	0	426
8:00 ~ 8:15	28	32	3	212	7	34	17	22	0	2	0	357
8:15 ~ 8:30	34	4	4	263	13	15	9	7	0	2	0	351
8:30 ~ 8:45	7	7	4	215	7	25	9	13	3	0	0	290
8:45 ~ 9:00	14	15	5	143	5	18	12	8	0	3	0	223
9:00 ~ 9:15	22	9	2	158	2	22	10	10	0	3	0	238
9:15 ~ 9:30	0	7	2	174	5	29	8	15	0	4	0	244
9:30 ~ 9:45	2	2	7	157	8	38	25	7	2	7	0	255
9:45 ~ 10:00	2	3	2	185	5	27	12	8	0	0	0	244
10:00 ~ 10:15	19	3	0	147	12	30	19	8	2	3	2	245
10:15 ~ 10:30	4	2	4	145	10	38	20	19	2	2	0	246
10:30 ~ 10:45	3	12	7	204	7	32	29	19	0	5	0	318
10:45 ~ 11:00	2	5	2	200	8	32	22	19	0	3	2	295
11:00 ~ 11:15	12	12	3	150	12	24	23	9	2	3	0	250
11:15 ~ 11:30	0	2	4	154	3	38	18	5	2	2	2	230
11:30 ~ 11:45	2	8	0	110	13	30	12	14	0	0	0	189
11:45 ~ 12:00	2	5	2	125	14	23	14	13	0	8	0	206
12:00 ~ 12:15	8	4	5	89	8	22	12	8	2	2	0	160
12:15 ~ 12:30	5	3	4	117	9	10	7	8	2	0	0	165
12:30 ~ 12:45	9	13	2	140	12	24	7	3	0	4	0	214
12:45 ~ 13:00	17	8	2	137	14	23	12	9	0	5	0	227
13:00 ~ 13:15	63	19	2	193	8	22	7	10	2	2	2	330
13:15 ~ 13:30	44	5	4	130	5	15	15	13	0	2	2	235
13:30 ~ 13:45	10	2	3	177	13	34	12	14	2	4	0	271
13:45 ~ 14:00	4	10	4	168	9	37	9	14	2	4	0	261
14:00 ~ 14:15	5	3	3	112	7	19	13	8	0	2	0	172
14:15 ~ 14:30	2	0	0	142	9	32	18	8	0	3	0	214
14:30 ~ 14:45	4	4	0	124	7	30	10	15	2	5	0	201
14:45 ~ 15:00	3	2	0	137	7	33	19	8	2	7	0	218
15:00 ~ 15:15	12	0	2	142	7	33	5	7	0	3	0	211
15:15 ~ 15:30	5	0	2	142	7	33	8	10	0	0	0	207
15:30 ~ 15:45	9	4	3	172	12	45	20	12	0	2	0	279
15:45 ~ 16:00	7	5	2	199	7	37	10	10	0	4	2	283
16:00 ~ 16:15	4	2	3	192	9	33	14	15	2	3	2	279
16:15 ~ 16:30	2	14	2	192	8	28	19	9	0	2	0	276
16:30 ~ 16:45	2	9	3	224	8	24	17	13	0	2	0	302
16:45 ~ 17:00	0	12	2	248	8	40	14	18	0	3	2	347
17:00 ~ 17:15	8	8	0	237	3	40	13	7	2	5	0	323
17:15 ~ 17:30	2	23	4	253	5	34	17	5	0	2	2	347
17:30 ~ 17:45	5	10	8	233	5	54	12	19	4	0	0	350
17:45 ~ 18:00	3	7	0	193	7	39	10	7	3	2	0	271
Total	625	461	145	10,128	441	1,521	660	530	48	130	20	14,709

Sta. 1.5km

Sta. 1km+500

1st Day (15 March, 2004)

Classification	Both Directions												Total for Motorized	Total for All Category
	Walker (Pedestrian, Cart, Farm Tractor)	Pedal Cycles (Bicycle)	Pedal Cycles (Cyclo, Bicycle-Trailer)	Motorbike (Motodope)	Motorbike-Trailer, Tricycles	Passenger Vehicle (Sedan, Wagon)	Pick-up Jeep Light Van	Light Truck	Short & Long Body Bus	Short & Long Body Truck	Semi & Full Trailer Truck			
6:00 ~ 6:15	6	15	7	413	29	32	25	16	15	3	2	535	563	
6:15 ~ 6:30	25	46	14	639	32	32	14	23	3	4	2	749	834	
6:30 ~ 6:45	6	40	11	871	18	50	24	14	0	0	0	977	1,034	
6:45 ~ 7:00	14	39	10	859	31	83	28	22	0	7	2	1,032	1,095	
7:00 ~ 7:15	118	29	11	743	33	63	21	37	3	6	0	906	1,064	
7:15 ~ 7:30	34	29	5	734	36	118	30	27	4	4	0	953	1,021	
7:30 ~ 7:45	51	13	7	531	31	68	25	13	2	0	0	670	741	
7:45 ~ 8:00	25	16	6	541	46	81	39	21	2	4	3	737	784	
8:00 ~ 8:15	42	11	12	541	28	89	33	22	4	10	0	727	792	
8:15 ~ 8:30	22	12	5	479	22	61	26	18	4	13	0	623	662	
8:30 ~ 8:45	38	12	8	492	20	63	30	27	0	10	0	642	700	
8:45 ~ 9:00	24	11	12	410	34	49	27	25	2	10	2	559	606	
9:00 ~ 9:15	22	12	6	442	26	42	29	25	0	14	0	578	618	
9:15 ~ 9:30	28	9	11	372	22	64	34	16	2	16	0	526	574	
9:30 ~ 9:45	14	17	8	402	16	58	35	27	3	15	2	558	597	
9:45 ~ 10:00	36	13	6	401	16	49	36	12	4	17	0	535	590	
10:00 ~ 10:15	49	13	7	331	22	73	32	12	0	13	0	483	552	
10:15 ~ 10:30	23	12	6	387	16	50	32	19	0	14	0	518	559	
10:30 ~ 10:45	23	15	5	394	14	69	34	20	3	3	0	537	580	
10:45 ~ 11:00	140	39	8	626	17	52	40	18	0	5	2	760	947	
11:00 ~ 11:15	32	41	8	407	20	86	39	22	2	8	0	584	665	
11:15 ~ 11:30	22	9	5	378	21	69	34	21	2	7	0	532	568	
11:30 ~ 11:45	16	13	2	373	24	65	48	24	3	9	0	546	577	
11:45 ~ 12:00	17	13	3	337	16	66	25	25	0	9	0	478	511	
12:00 ~ 12:15	6	15	3	323	22	67	21	22	4	10	0	469	493	
12:15 ~ 12:30	22	22	3	310	10	54	50	17	2	7	4	454	501	
12:30 ~ 12:45	19	24	4	333	18	57	42	13	0	7	2	472	519	
12:45 ~ 13:00	19	22	4	343	18	54	35	7	2	9	0	468	513	
13:00 ~ 13:15	79	45	0	372	21	63	34	17	0	8	0	515	639	
13:15 ~ 13:30	67	33	0	426	13	67	44	10	4	12	0	576	676	
13:30 ~ 13:45	19	15	2	465	22	52	37	19	3	11	0	609	645	
13:45 ~ 14:00	16	27	2	283	18	63	29	28	0	9	0	430	475	
14:00 ~ 14:15	32	12	0	274	7	66	18	16	2	7	3	393	437	
14:15 ~ 14:30	19	9	0	312	18	65	28	28	4	9	0	464	492	
14:30 ~ 14:45	7	5	2	314	15	56	23	24	2	13	0	447	461	
14:45 ~ 15:00	14	17	2	304	19	67	26	27	2	7	0	452	485	
15:00 ~ 15:15	39	8	2	321	16	61	19	14	4	4	2	441	490	
15:15 ~ 15:30	12	12	3	427	26	52	42	32	0	9	0	588	615	
15:30 ~ 15:45	11	12	0	331	22	64	32	31	0	6	0	486	509	
15:45 ~ 16:00	25	12	3	397	15	69	18	35	0	9	2	545	585	
16:00 ~ 16:15	42	13	2	408	19	64	20	27	0	10	0	548	605	
16:15 ~ 16:30	27	11	7	440	21	66	17	28	2	7	0	581	626	
16:30 ~ 16:45	79	10	7	392	14	58	24	28	4	6	2	528	624	
16:45 ~ 17:00	27	22	6	435	19	50	20	12	0	4	2	542	597	
17:00 ~ 17:15	10	30	0	586	22	92	30	26	3	7	0	766	806	
17:15 ~ 17:30	15	67	11	630	15	86	24	17	0	3	0	775	868	
17:30 ~ 17:45	2	29	6	625	24	81	33	25	5	2	0	795	832	
17:45 ~ 18:00	4	11	3	466	17	88	18	9	4	2	0	604	622	
Total	1,439	962	255	21,620	1,021	3,094	1,424	1,018	105	379	32	28,693	31,349	

Sta.1.5km

Sta. 1km+500

2nd Day (16 March, 2004)

Classification	Both Directions												Total for Motorized	Total for All Category
	Walker (Pedestrian, Cart, Farm Tractor)	Pedal Cycles (Bicycle)	Pedal Cycles (Cyclo, Bicycle-Trailer)	Motorbike (Motodope)	Motorbike-Trailer, Tricycles	Passenger Vehicle (Sedan, Wagon)	Pick-up Jeep Light Van	Light Truck	Short & Long Body Bus	Short & Long Body Truck	Semi & Full Trailer Truck			
6:00 ~ 6:15	5	12	5	403	26	20	19	26	0	5	0	499	521	
6:15 ~ 6:30	30	34	10	547	34	45	23	25	0	3	2	679	753	
6:30 ~ 6:45	20	65	22	779	24	64	30	23	0	4	2	926	1,033	
6:45 ~ 7:00	32	43	6	750	29	58	21	28	2	3	3	894	975	
7:00 ~ 7:15	94	82	7	690	29	77	30	23	0	8	0	857	1,040	
7:15 ~ 7:30	65	31	4	629	27	65	25	31	3	0	0	780	880	
7:30 ~ 7:45	20	29	12	504	35	57	25	12	3	4	2	642	703	
7:45 ~ 8:00	41	10	10	521	26	87	40	29	8	11	0	722	783	
8:00 ~ 8:15	66	52	8	411	25	67	50	31	0	7	2	593	719	
8:15 ~ 8:30	46	14	7	492	30	54	32	22	0	4	2	636	703	
8:30 ~ 8:45	20	10	7	434	30	54	43	26	6	7	2	602	639	
8:45 ~ 9:00	21	22	9	356	18	65	36	21	2	6	0	504	556	
9:00 ~ 9:15	32	21	6	362	10	50	27	25	0	7	0	481	540	
9:15 ~ 9:30	7	22	6	386	15	66	21	28	0	7	0	523	558	
9:30 ~ 9:45	27	4	12	357	13	75	33	21	4	10	3	516	559	
9:45 ~ 10:00	16	16	6	354	12	60	24	20	0	5	2	477	515	
10:00 ~ 10:15	48	13	3	350	26	68	33	23	4	7	2	513	577	
10:15 ~ 10:30	34	6	7	340	20	66	34	27	4	4	0	495	542	
10:30 ~ 10:45	30	21	11	426	14	64	53	28	0	8	0	593	655	
10:45 ~ 11:00	56	10	16	410	20	59	42	29	2	5	4	571	653	
11:00 ~ 11:15	22	51	11	390	22	56	41	18	2	10	0	539	623	
11:15 ~ 11:30	8	14	4	377	11	71	35	15	2	4	2	517	543	
11:30 ~ 11:45	15	22	0	365	33	82	32	29	0	4	0	545	582	
11:45 ~ 12:00	14	7	6	274	19	63	28	21	0	8	0	413	440	
12:00 ~ 12:15	10	12	7	263	15	55	20	17	2	2	0	374	403	
12:15 ~ 12:30	5	8	6	267	17	48	20	17	2	3	3	377	396	
12:30 ~ 12:45	11	20	4	292	20	39	15	12	2	6	0	386	421	
12:45 ~ 13:00	21	13	2	297	21	53	24	21	2	8	0	426	462	
13:00 ~ 13:15	66	52	5	370	18	46	25	23	2	6	2	492	615	
13:15 ~ 13:30	46	22	11	302	13	34	38	18	2	6	2	415	494	
13:30 ~ 13:45	12	7	5	295	22	52	24	19	2	7	0	421	445	
13:45 ~ 14:00	7	18	7	362	14	77	24	23	4	11	0	515	547	
14:00 ~ 14:15	5	5	5	246	20	41	23	18	2	7	0	357	372	
14:15 ~ 14:30	6	4	3	269	17	59	27	16	0	5	0	393	406	
14:30 ~ 14:45	6	13	0	263	19	52	28	29	2	10	0	403	422	
14:45 ~ 15:00	11	11	0	284	22	62	31	11	2	10	2	424	446	
15:00 ~ 15:15	35	5	6	290	10	61	22	25	0	8	2	418	464	
15:15 ~ 15:30	32	14	5	296	16	62	20	18	0	8	2	422	473	
15:30 ~ 15:45	13	8	6	321	16	82	39	22	0	5	2	487	514	
15:45 ~ 16:00	30	15	5	362	15	60	18	17	2	7	4	485	535	
16:00 ~ 16:15	13	7	5	372	16	51	21	23	4	6	2	495	520	
16:15 ~ 16:30	21	16	4	419	23	63	31	24	0	5	0	565	606	
16:30 ~ 16:45	16	28	6	459	22	48	40	25	2	5	0	601	651	
16:45 ~ 17:00	52	27	4	507	21	84	24	23	2	3	2	666	749	
17:00 ~ 17:15	13	38	5	569	17	83	30	16	2	5	2	724	780	
17:15 ~ 17:30	19	42	6	598	13	63	29	15	0	5	4	727	794	
17:30 ~ 17:45	12	17	10	552	13	103	27	23	6	2	0	726	765	
17:45 ~ 18:00	12	14	0	617	12	88	20	14	3	9	0	763	789	
Total	1,243	1,027	312	19,779	960	2,959	1,397	1,050	87	290	57	26,579	29,161	

Sta.1.5km

Sta. 1km+500

1st Day (15 March, 2004)

Classification	Both Directions				
	Walker (Pedestrian, Cart, Farm Tractor)	PC (veh)	MC (veh)	LV(veh)	HV (veh)
6:00 ~ 6:15	6	22	442	73	20
6:15 ~ 6:30	25	60	671	69	9
6:30 ~ 6:45	6	51	889	88	0
6:45 ~ 7:00	14	49	890	133	9
7:00 ~ 7:15	118	40	776	121	9
7:15 ~ 7:30	34	34	770	175	8
7:30 ~ 7:45	51	20	562	106	2
7:45 ~ 8:00	25	22	587	141	9
8:00 ~ 8:15	42	23	569	144	14
8:15 ~ 8:30	22	17	501	105	17
8:30 ~ 8:45	38	20	512	120	10
8:45 ~ 9:00	24	23	444	101	14
9:00 ~ 9:15	22	18	468	96	14
9:15 ~ 9:30	28	20	394	114	18
9:30 ~ 9:45	14	25	418	120	20
9:45 ~ 10:00	36	19	417	97	21
10:00 ~ 10:15	49	20	353	117	13
10:15 ~ 10:30	23	18	403	101	14
10:30 ~ 10:45	23	20	408	123	6
10:45 ~ 11:00	140	47	643	110	7
11:00 ~ 11:15	32	49	427	147	10
11:15 ~ 11:30	22	14	399	124	9
11:30 ~ 11:45	16	15	397	137	12
11:45 ~ 12:00	17	16	353	116	9
12:00 ~ 12:15	6	18	345	110	14
12:15 ~ 12:30	22	25	320	121	13
12:30 ~ 12:45	19	28	351	112	9
12:45 ~ 13:00	19	26	361	96	11
13:00 ~ 13:15	79	45	393	114	8
13:15 ~ 13:30	67	33	439	121	16
13:30 ~ 13:45	19	17	487	108	14
13:45 ~ 14:00	16	29	301	120	9
14:00 ~ 14:15	32	12	281	100	12
14:15 ~ 14:30	19	9	330	121	13
14:30 ~ 14:45	7	7	329	103	15
14:45 ~ 15:00	14	19	323	120	9
15:00 ~ 15:15	39	10	337	94	10
15:15 ~ 15:30	12	15	453	126	9
15:30 ~ 15:45	11	12	353	127	6
15:45 ~ 16:00	25	15	412	122	11
16:00 ~ 16:15	42	15	427	111	10
16:15 ~ 16:30	27	18	461	111	9
16:30 ~ 16:45	79	17	406	110	12
16:45 ~ 17:00	27	28	454	82	6
17:00 ~ 17:15	10	30	608	148	10
17:15 ~ 17:30	15	78	645	127	3
17:30 ~ 17:45	2	35	649	139	7
17:45 ~ 18:00	4	14	483	115	6
Total	1,439	1,217	22,641	5,536	516

	Both direction				
	PC (veh)	MC (veh)	LV (veh)	HV (veh)	Total for Both Directions
12 hours	1,217	22,641	5,536	516	29,910
24hours	1,278	27,169	6,643	671	35,761
Peak-hr	174	3,325	517	26	4,042
12hr-24hr Ratio :	1.05	1.20	1.20	1.30	
Peak-hr Ratio :	0.14	0.15	0.09	0.05	0.14

	Both direction				
	PC (pcu)	MC (pcu)	LV (pcu)	HV (pcu)	Total for Both Directions
PCU	0.25	0.25	1.25	3.75	
12 hours	304	5,660	6,920	1,935	14,819
24hours	320	6,792	8,304	2,516	17,932
Peak-hr	44	831	646	98	1,619

Sta. 1.5km

Sta. 1km+500 2nd Day (16 March, 2004)

Classification	Both Directions				
	Walker (Pedestrian, Car, Farm Tractor)	PC (veh)	MC (veh)	LV(veh)	HV (veh)
6:00 ~ 6:15	5	17	429	65	5
6:15 ~ 6:30	30	44	581	93	5
6:30 ~ 6:45	20	87	803	117	6
6:45 ~ 7:00	32	49	779	107	8
7:00 ~ 7:15	94	89	719	130	8
7:15 ~ 7:30	65	35	656	121	3
7:30 ~ 7:45	20	41	539	94	9
7:45 ~ 8:00	41	20	547	156	19
8:00 ~ 8:15	66	60	436	148	9
8:15 ~ 8:30	46	21	522	108	6
8:30 ~ 8:45	20	17	464	123	15
8:45 ~ 9:00	21	31	374	122	8
9:00 ~ 9:15	32	27	372	102	7
9:15 ~ 9:30	7	28	401	115	7
9:30 ~ 9:45	27	16	370	129	17
9:45 ~ 10:00	16	22	366	104	7
10:00 ~ 10:15	48	16	376	124	13
10:15 ~ 10:30	34	13	360	127	8
10:30 ~ 10:45	30	32	440	145	8
10:45 ~ 11:00	56	26	430	130	11
11:00 ~ 11:15	22	62	412	115	12
11:15 ~ 11:30	8	18	388	121	8
11:30 ~ 11:45	15	22	398	143	4
11:45 ~ 12:00	14	13	293	112	8
12:00 ~ 12:15	10	19	278	92	4
12:15 ~ 12:30	5	14	284	85	8
12:30 ~ 12:45	11	24	312	66	8
12:45 ~ 13:00	21	15	318	98	10
13:00 ~ 13:15	66	57	388	94	10
13:15 ~ 13:30	46	33	315	90	10
13:30 ~ 13:45	12	12	317	95	9
13:45 ~ 14:00	7	25	376	124	15
14:00 ~ 14:15	5	10	266	82	9
14:15 ~ 14:30	6	7	286	102	5
14:30 ~ 14:45	6	13	282	109	12
14:45 ~ 15:00	11	11	306	104	14
15:00 ~ 15:15	35	11	300	108	10
15:15 ~ 15:30	32	19	312	100	10
15:30 ~ 15:45	13	14	337	143	7
15:45 ~ 16:00	30	20	377	95	13
16:00 ~ 16:15	13	12	388	95	12
16:15 ~ 16:30	21	20	442	118	5
16:30 ~ 16:45	16	34	481	113	7
16:45 ~ 17:00	52	31	528	131	7
17:00 ~ 17:15	13	43	586	129	9
17:15 ~ 17:30	19	48	611	107	9
17:30 ~ 17:45	12	27	565	153	8
17:45 ~ 18:00	12	14	629	122	12
Total	1,243	1,339	20,739	5,406	434

	Both direction				
	PC (veh)	MC (veh)	LV (veh)	HV (veh)	Total for Both Directions
12 hours	1,339	20,739	5,406	434	27,918
24hours	1,406	24,887	6,487	564	33,344
Peak-hr	260	2,957	475	25	3,717
12hr-24hr Ratio :	1.05	1.20	1.20	1.30	
Peak-hr Ratio :	0.19	0.14	0.09	0.06	0.13

	Both direction				
	PC (pcu)	MC (pcu)	LV (pcu)	HV (pcu)	Total for Both Directions
PCU	0.25	0.25	1.25	3.75	
12 hours	335	5,185	6,758	1,628	13,906
24hours	352	6,222	8,109	2,115	16,798
Peak-hr	65	739	594	94	1,492

	Both direction				
	PC (veh)	MC (veh)	LV (veh)	HV (veh)	Total for Both Directions
12 hours	1,278	21,690	5,471	475	28,914
24hours	1,342	26,028	6,565	618	34,553
Peak-hr	217	3,141	496	26	3,880
Peak-hr Ratio :	0.17	0.14	0.09	0.08	0.13

	Both direction				
	PC (pcu)	MC (pcu)	LV (pcu)	HV (pcu)	Total for Both Directions
PCU	0.25	0.25	1.25	3.75	
12 hours	320	5,423	6,839	1,781	14,363
24hours	336	6,507	8,206	2,318	17,367
Peak-hr	54	785	620	98	1,557

Sta.3.5km

Sta. 3Km+500

1st Day (15 March, 2004)

Classification	East Bound (to Neak Loeung)											Total for East Bound
	Walker (Pedestrian, Cart, Farm Tractor)	Pedal Cycles (Bicycle)	Pedal Cycles (Cyclo, Bicycle-Trailer)	Motorbike (Motodope)	Motorbike-Trailer, Tricycles	Passenger Vehicle (Sedan, Wagon)	Pick-up Jeep Light Van	Light Truck	Short & Long Body Bus	Short & Long Body Truck	Seni & Full Trailer Truck	
6:00 ~ 6:15	0	3	0	99	10	9	9	7	0	8	0	145
6:15 ~ 6:30	4	3	0	168	9	13	4	8	2	4	0	215
6:30 ~ 6:45	2	0	5	178	15	5	10	9	0	0	0	224
6:45 ~ 7:00	2	0	7	202	13	25	9	15	0	3	2	278
7:00 ~ 7:15	2	4	8	174	14	19	7	14	2	2	0	246
7:15 ~ 7:30	4	3	0	190	18	35	17	10	4	0	0	281
7:30 ~ 7:45	0	7	0	203	25	29	15	4	0	2	0	285
7:45 ~ 8:00	0	2	0	199	18	40	20	22	2	3	3	309
8:00 ~ 8:15	2	3	0	218	18	48	15	19	2	5	0	330
8:15 ~ 8:30	3	2	0	164	12	44	10	10	2	0	0	247
8:30 ~ 8:45	2	7	2	190	10	29	19	19	3	3	0	284
8:45 ~ 9:00	0	7	0	179	18	28	22	13	0	5	0	272
9:00 ~ 9:15	0	5	0	212	17	19	15	13	0	2	0	283
9:15 ~ 9:30	0	0	3	197	13	33	13	13	2	3	0	277
9:30 ~ 9:45	0	2	0	185	10	30	9	14	0	8	0	258
9:45 ~ 10:00	2	4	0	174	12	13	13	12	2	2	0	234
10:00 ~ 10:15	0	8	0	210	17	25	12	8	0	0	0	280
10:15 ~ 10:30	0	2	0	205	7	25	19	9	0	5	0	272
10:30 ~ 10:45	0	4	2	189	9	33	13	7	0	3	0	260
10:45 ~ 11:00	0	4	2	180	12	27	17	9	0	0	0	251
11:00 ~ 11:15	0	8	0	200	9	33	15	7	2	0	0	274
11:15 ~ 11:30	0	9	0	202	15	42	17	10	0	0	0	295
11:30 ~ 11:45	0	2	0	149	12	34	22	12	0	3	0	234
11:45 ~ 12:00	3	4	0	184	9	32	9	12	0	2	0	255
12:00 ~ 12:15	4	0	0	145	13	38	7	12	2	5	0	226
12:15 ~ 12:30	0	4	0	148	5	28	12	17	2	3	2	221
12:30 ~ 12:45	0	3	0	130	10	32	17	7	0	3	0	202
12:45 ~ 13:00	0	2	0	154	9	27	13	4	3	0	0	212
13:00 ~ 13:15	0	4	0	154	10	29	20	7	0	3	0	227
13:15 ~ 13:30	0	2	0	165	5	28	18	9	2	7	0	236
13:30 ~ 13:45	0	5	2	143	10	28	18	10	0	2	2	220
13:45 ~ 14:00	2	0	0	132	7	29	14	7	0	2	0	193
14:00 ~ 14:15	2	3	0	123	8	24	7	9	3	3	3	185
14:15 ~ 14:30	0	3	0	142	9	24	10	13	2	13	0	216
14:30 ~ 14:45	0	0	0	149	8	29	15	14	2	5	0	222
14:45 ~ 15:00	0	7	0	132	13	19	22	7	0	5	0	205
15:00 ~ 15:15	0	2	0	167	12	24	22	3	2	5	0	237
15:15 ~ 15:30	0	3	2	133	10	23	24	12	0	3	0	210
15:30 ~ 15:45	0	9	0	139	14	22	27	10	0	2	0	223
15:45 ~ 16:00	0	5	0	152	8	24	13	5	0	3	0	210
16:00 ~ 16:15	0	7	0	160	10	29	12	9	0	2	0	229
16:15 ~ 16:30	0	3	0	195	18	33	8	12	2	2	0	273
16:30 ~ 16:45	0	4	0	219	13	32	14	15	2	0	0	299
16:45 ~ 17:00	0	8	0	252	14	32	18	9	0	0	0	333
17:00 ~ 17:15	3	5	0	293	14	37	22	12	0	2	0	388
17:15 ~ 17:30	0	8	0	325	9	40	12	7	0	2	3	406
17:30 ~ 17:45	3	5	0	287	9	33	15	9	2	2	0	365
17:45 ~ 18:00	2	4	0	200	4	42	7	7	0	0	0	266
Total	42	189	33	8,690	564	1,376	698	502	47	137	15	12,293

Sta.3.5km

Sta. 3Km+500

2nd Day (16 March, 2004)

Classification	East Bound (to Neak Loeng)											Total for East Bound
	Walker (Pedestrian, Cart, Farm Tractor)	Pedal Cycles (Bicycle)	Pedal Cycles (Cyclo, Bicycle-Trailer)	Motorbike (Motodope)	Motorbike-Trailer, Tricycles	Passenger Vehicle (Sedan, Wagon)	Pick-up Jeep Light Van	Light Truck	Short & Long Body Bus	Short & Long Body Truck	Semi & Full Trailer Truck	
6:00 ~ 6:15	0	3	2	84	12	4	7	12	0	3	0	127
6:15 ~ 6:30	0	0	4	134	17	14	12	18	0	7	0	206
6:30 ~ 6:45	5	5	8	168	9	10	10	18	0	2	0	235
6:45 ~ 7:00	0	8	9	209	8	14	8	14	0	3	3	276
7:00 ~ 7:15	2	0	9	165	12	18	12	14	0	2	0	234
7:15 ~ 7:30	0	3	0	188	24	30	12	13	0	3	0	273
7:30 ~ 7:45	0	2	0	180	19	29	13	7	2	2	2	256
7:45 ~ 8:00	0	3	0	194	19	33	20	15	0	5	2	291
8:00 ~ 8:15	0	5	0	184	14	38	28	5	0	5	2	281
8:15 ~ 8:30	0	4	0	183	13	33	17	8	0	2	2	262
8:30 ~ 8:45	2	0	0	170	9	27	30	12	2	8	2	262
8:45 ~ 9:00	2	3	0	183	10	52	25	7	2	3	2	289
9:00 ~ 9:15	0	5	0	153	8	27	15	9	0	2	0	219
9:15 ~ 9:30	0	4	0	155	13	33	13	13	0	4	0	235
9:30 ~ 9:45	0	2	0	180	7	34	8	8	2	5	3	249
9:45 ~ 10:00	0	2	0	147	12	32	14	9	0	5	2	223
10:00 ~ 10:15	0	3	2	179	9	29	12	8	2	2	0	246
10:15 ~ 10:30	0	4	0	174	5	29	17	10	0	2	2	243
10:30 ~ 10:45	0	8	2	222	13	29	20	8	0	4	2	308
10:45 ~ 11:00	2	5	2	175	13	24	17	5	2	5	2	252
11:00 ~ 11:15	2	7	2	185	9	19	12	4	0	5	2	247
11:15 ~ 11:30	0	4	0	205	13	35	15	7	0	0	0	279
11:30 ~ 11:45	0	4	0	175	12	43	12	12	0	2	2	262
11:45 ~ 12:00	0	3	0	155	15	47	19	12	0	0	0	251
12:00 ~ 12:15	0	2	0	135	12	33	8	4	0	4	0	198
12:15 ~ 12:30	0	5	0	138	9	34	13	12	2	2	2	217
12:30 ~ 12:45	0	3	0	138	7	17	8	14	2	3	0	192
12:45 ~ 13:00	0	2	0	125	9	28	20	5	0	4	0	193
13:00 ~ 13:15	0	0	0	150	5	18	13	10	0	4	0	200
13:15 ~ 13:30	0	5	0	142	10	18	28	4	0	5	0	212
13:30 ~ 13:45	0	3	0	130	8	8	19	7	0	3	0	178
13:45 ~ 14:00	0	2	0	127	4	25	10	8	2	7	0	185
14:00 ~ 14:15	0	2	0	138	10	29	15	3	0	4	0	201
14:15 ~ 14:30	0	2	0	120	8	25	10	7	0	3	0	175
14:30 ~ 14:45	0	2	0	113	8	25	18	17	0	2	0	185
14:45 ~ 15:00	0	4	0	138	15	22	8	3	0	3	2	195
15:00 ~ 15:15	3	0	2	137	7	25	20	13	2	3	2	214
15:15 ~ 15:30	0	3	0	164	10	29	14	7	0	5	0	232
15:30 ~ 15:45	2	7	2	143	3	32	18	8	0	3	2	220
15:45 ~ 16:00	0	4	2	157	7	19	9	9	2	2	0	211
16:00 ~ 16:15	2	8	0	148	9	19	4	14	0	2	0	206
16:15 ~ 16:30	0	3	0	168	8	28	9	13	0	2	0	231
16:30 ~ 16:45	2	12	0	220	15	27	22	7	2	0	0	307
16:45 ~ 17:00	2	9	0	232	10	40	13	8	2	0	0	316
17:00 ~ 17:15	0	3	0	268	12	29	12	5	0	2	0	331
17:15 ~ 17:30	3	12	0	333	9	34	12	10	0	2	2	417
17:30 ~ 17:45	0	2	2	294	7	42	22	3	2	3	0	377
17:45 ~ 18:00	0	2	0	118	3	18	4	3	0	2	0	150
Total	29	184	48	8,123	500	1,307	697	442	28	151	40	11,549

Sta.3.5km

Sta. 3Km+500

1st Day (15 March, 2004)

Classification	West Bound (to Phnom Penh)												Total for West Bound
	Walker (Pedestrian, Cart, Farm Tractor)	Pedal Cycles (Bicycle)	Pedal Cycles (Cyclo, Bicycle-Trailer)	Motorbike (Motodope)	Motorbike-Trailer, Tricycles	Passenger Vehicle (Sedan, Wagon)	Pick-up Jeep Light Van	Light Truck	Short & Long Body Bus	Short & Long Body Truck	Semi & Full Trailer Truck		
6:00 ~ 6:15	0	14	0	295	22	22	12	8	0	0	0	373	
6:15 ~ 6:30	0	17	0	434	30	20	8	19	0	0	0	528	
6:30 ~ 6:45	0	14	0	607	8	53	9	5	0	0	0	696	
6:45 ~ 7:00	4	12	0	504	14	68	10	5	2	0	0	619	
7:00 ~ 7:15	0	15	0	520	17	38	14	8	0	3	0	615	
7:15 ~ 7:30	2	8	0	399	10	67	7	10	0	0	0	503	
7:30 ~ 7:45	0	4	0	353	12	38	9	10	2	0	0	428	
7:45 ~ 8:00	0	3	0	273	14	43	12	14	0	0	0	359	
8:00 ~ 8:15	0	3	0	220	9	35	17	7	2	2	0	295	
8:15 ~ 8:30	0	4	0	245	9	24	10	7	2	8	0	309	
8:30 ~ 8:45	2	0	0	230	9	25	9	10	2	0	0	287	
8:45 ~ 9:00	0	0	2	168	12	8	5	9	2	0	0	206	
9:00 ~ 9:15	0	4	2	184	10	27	7	17	0	3	0	254	
9:15 ~ 9:30	0	2	0	172	9	23	15	8	0	5	0	234	
9:30 ~ 9:45	2	2	2	169	9	19	20	14	0	3	0	240	
9:45 ~ 10:00	2	3	0	203	9	25	23	23	2	4	0	294	
10:00 ~ 10:15	0	0	0	147	9	23	15	4	0	5	0	203	
10:15 ~ 10:30	0	0	0	195	9	22	20	13	2	2	0	263	
10:30 ~ 10:45	0	2	0	142	8	45	23	18	3	2	0	243	
10:45 ~ 11:00	2	0	0	198	9	25	27	9	0	3	0	273	
11:00 ~ 11:15	2	2	0	152	3	37	25	15	0	2	0	238	
11:15 ~ 11:30	0	0	2	128	5	24	14	10	0	2	0	185	
11:30 ~ 11:45	0	2	2	149	13	34	30	18	3	0	0	251	
11:45 ~ 12:00	0	2	3	125	8	28	19	13	0	3	0	201	
12:00 ~ 12:15	0	3	0	130	13	32	10	10	2	2	0	202	
12:15 ~ 12:30	0	4	2	105	5	17	17	3	0	2	3	158	
12:30 ~ 12:45	2	8	2	143	9	14	27	8	0	0	0	213	
12:45 ~ 13:00	0	7	0	129	13	18	18	5	0	2	0	192	
13:00 ~ 13:15	5	4	0	150	9	20	15	8	0	2	0	213	
13:15 ~ 13:30	0	3	0	193	9	39	15	17	2	2	0	280	
13:30 ~ 13:45	0	2	0	154	8	25	13	12	3	2	0	219	
13:45 ~ 14:00	0	0	0	119	14	29	4	12	0	7	0	185	
14:00 ~ 14:15	2	3	0	120	3	44	10	7	0	2	0	191	
14:15 ~ 14:30	2	3	2	153	4	27	15	18	0	2	0	226	
14:30 ~ 14:45	0	0	0	140	10	19	19	12	0	5	0	205	
14:45 ~ 15:00	0	0	0	114	9	35	17	10	2	2	0	189	
15:00 ~ 15:15	2	2	0	138	9	23	9	7	0	3	0	193	
15:15 ~ 15:30	0	0	0	108	10	18	17	13	0	0	0	166	
15:30 ~ 15:45	0	0	0	119	5	32	24	13	0	0	0	193	
15:45 ~ 16:00	0	2	0	173	10	32	17	14	0	2	0	250	
16:00 ~ 16:15	0	0	0	155	8	20	14	12	0	5	0	214	
16:15 ~ 16:30	0	4	0	163	4	23	15	5	0	0	0	214	
16:30 ~ 16:45	0	5	0	164	4	24	13	8	2	4	0	224	
16:45 ~ 17:00	0	4	0	160	4	29	5	7	4	4	0	217	
17:00 ~ 17:15	2	2	0	197	14	32	15	14	7	5	0	288	
17:15 ~ 17:30	0	4	0	197	8	30	15	7	0	3	0	264	
17:30 ~ 17:45	0	0	0	187	13	42	20	15	0	0	0	277	
17:45 ~ 18:00	0	2	0	179	10	35	20	7	4	0	0	257	
Total	31	175	19	9,802	472	1,432	724	518	48	103	3	13,327	

Sta.3.5km

Sta. 3Km+500

2nd Day (16 March, 2004)

Classification	West Bound (to Phnom Penh)												Total for West Bound
	Walker (Pedestrian, Cart, Farm Tractor)	Pedal Cycles (Bicycle)	Pedal Cycles (Cyclo, Bicycle-Trailer)	Motorbike (Motodope)	Motorbike-Trailer, Tricycles	Passenger Vehicle (Sedan, Wagon)	Pick-up Jeep Light Van	Light Truck	Short & Long Body Bus	Short & Long Body Truck	Semi & Full Trailer Truck		
6:00 ~ 6:15	0	3	0	248	10	9	7	8	0	2	0	287	
6:15 ~ 6:30	0	14	0	384	27	30	8	17	0	0	2	482	
6:30 ~ 6:45	0	18	0	498	12	48	10	3	0	2	0	591	
6:45 ~ 7:00	0	5	0	485	15	38	14	7	0	0	0	564	
7:00 ~ 7:15	0	9	0	420	3	47	13	7	0	2	0	501	
7:15 ~ 7:30	0	12	2	369	7	10	8	0	0	0	0	408	
7:30 ~ 7:45	0	8	0	287	14	34	5	5	0	2	0	355	
7:45 ~ 8:00	0	8	0	273	14	37	15	12	0	3	0	362	
8:00 ~ 8:15	0	2	0	177	7	28	14	10	0	2	0	240	
8:15 ~ 8:30	0	0	0	233	15	19	7	5	0	3	0	282	
8:30 ~ 8:45	0	4	0	169	9	29	12	9	2	0	0	234	
8:45 ~ 9:00	0	4	0	135	14	20	5	3	0	5	0	186	
9:00 ~ 9:15	0	0	0	124	10	25	3	7	0	4	0	173	
9:15 ~ 9:30	0	2	0	174	4	25	10	17	0	3	0	235	
9:30 ~ 9:45	0	4	0	132	8	27	18	10	2	3	0	204	
9:45 ~ 10:00	0	2	0	148	7	27	13	5	0	0	0	202	
10:00 ~ 10:15	0	3	0	134	14	28	7	7	2	4	2	201	
10:15 ~ 10:30	0	0	5	119	9	39	27	20	2	2	0	223	
10:30 ~ 10:45	0	0	0	149	8	25	25	17	0	4	0	228	
10:45 ~ 11:00	0	3	0	155	12	34	19	13	0	3	2	241	
11:00 ~ 11:15	0	0	2	119	25	18	18	2	3	0	0	187	
11:15 ~ 11:30	0	0	0	145	5	30	28	5	2	3	2	220	
11:30 ~ 11:45	0	0	0	89	4	23	8	13	2	3	2	144	
11:45 ~ 12:00	0	3	0	82	8	22	18	12	0	0	0	145	
12:00 ~ 12:15	0	5	2	98	10	23	17	8	3	2	0	168	
12:15 ~ 12:30	0	4	0	113	4	13	12	9	2	2	0	159	
12:30 ~ 12:45	0	5	0	125	17	27	8	2	0	3	0	187	
12:45 ~ 13:00	7	5	3	107	30	17	10	10	0	3	0	192	
13:00 ~ 13:15	4	13	0	189	9	15	7	2	2	0	0	241	
13:15 ~ 13:30	0	0	0	134	7	18	24	13	0	3	2	201	
13:30 ~ 13:45	0	3	0	130	8	40	28	12	2	3	0	226	
13:45 ~ 14:00	0	0	4	155	5	37	20	18	2	3	0	244	
14:00 ~ 14:15	2	3	0	112	8	22	15	8	0	0	0	170	
14:15 ~ 14:30	0	2	0	118	7	28	18	9	0	3	0	185	
14:30 ~ 14:45	0	2	0	94	9	25	9	17	2	3	0	161	
14:45 ~ 15:00	2	2	0	90	8	29	15	9	2	3	0	160	
15:00 ~ 15:15	0	0	0	122	5	38	5	9	0	0	0	179	
15:15 ~ 15:30	0	0	0	139	8	35	13	10	0	0	0	205	
15:30 ~ 15:45	0	0	0	148	9	44	14	12	0	3	0	230	
15:45 ~ 16:00	0	2	0	163	5	30	17	10	0	5	0	232	
16:00 ~ 16:15	2	4	2	115	9	28	10	13	0	3	0	186	
16:15 ~ 16:30	0	4	2	150	9	22	15	19	0	0	2	223	
16:30 ~ 16:45	0	5	0	155	4	24	9	19	2	0	0	218	
16:45 ~ 17:00	0	3	0	207	7	35	10	17	0	2	2	283	
17:00 ~ 17:15	0	7	0	188	8	28	9	3	2	0	0	245	
17:15 ~ 17:30	0	3	0	204	7	27	12	4	2	0	2	261	
17:30 ~ 17:45	0	10	0	202	7	48	13	12	3	0	0	295	
17:45 ~ 18:00	0	3	0	163	5	48	9	4	0	0	0	232	
Total	17	189	22	8,669	466	1,373	631	463	39	91	18	11,978	

Sta.3.5km

Sta. 3Km+500

1st Day (15 March, 2004)

Classification	Both Directions												Total for Motorized	Total for All Category
	Walker (Pedestrian, Cart, Farm Tractor)	Pedal Cycles (Bicycle)	Pedal Cycles (Cyclo, Bicycle-Trailer)	Motorbike (Motodope)	Motorbike-Trailer, Tricycles	Passenger Vehicle (Sedan, Wagon)	Pick-up Jeep Light Van	Light Truck	Short & Long Body Bus	Short & Long Body Truck	Semi & Full Trailer Truck			
6:00 ~ 6:15	0	17	0	394	32	31	21	15	0	8	0	501	518	
6:15 ~ 6:30	4	20	0	602	39	33	12	27	2	4	0	719	743	
6:30 ~ 6:45	2	14	5	785	23	58	19	14	0	0	0	899	920	
6:45 ~ 7:00	6	12	7	706	27	93	19	20	2	3	2	872	897	
7:00 ~ 7:15	2	19	8	694	31	57	21	22	2	5	0	832	861	
7:15 ~ 7:30	6	11	0	589	28	102	24	20	4	0	0	767	784	
7:30 ~ 7:45	0	11	0	556	37	67	24	14	2	2	0	702	713	
7:45 ~ 8:00	0	5	0	472	32	83	32	36	2	3	3	663	668	
8:00 ~ 8:15	2	6	0	438	27	83	32	26	4	7	0	617	625	
8:15 ~ 8:30	3	6	0	409	21	68	20	17	4	8	0	547	556	
8:30 ~ 8:45	4	7	2	420	19	54	28	29	5	3	0	558	571	
8:45 ~ 9:00	0	7	2	347	30	36	27	22	2	5	0	469	478	
9:00 ~ 9:15	0	9	2	396	27	46	22	30	0	5	0	526	537	
9:15 ~ 9:30	0	2	3	369	22	56	28	21	2	8	0	506	511	
9:30 ~ 9:45	2	4	2	354	19	49	29	28	0	11	0	490	498	
9:45 ~ 10:00	4	7	0	377	21	38	36	35	4	6	0	517	528	
10:00 ~ 10:15	0	8	0	357	26	48	27	12	0	5	0	475	483	
10:15 ~ 10:30	0	2	0	400	16	47	39	22	2	7	0	533	535	
10:30 ~ 10:45	0	6	2	331	17	78	36	25	3	5	0	495	503	
10:45 ~ 11:00	2	4	2	378	21	52	44	18	0	3	0	516	524	
11:00 ~ 11:15	2	10	0	352	12	70	40	22	2	2	0	500	512	
11:15 ~ 11:30	0	9	2	330	20	66	31	20	0	2	0	469	480	
11:30 ~ 11:45	0	4	2	298	25	68	52	30	3	3	0	479	485	
11:45 ~ 12:00	3	6	3	309	17	60	28	25	0	5	0	444	456	
12:00 ~ 12:15	4	3	0	275	26	70	17	22	4	7	0	421	428	
12:15 ~ 12:30	0	8	2	253	10	45	29	20	2	5	5	369	379	
12:30 ~ 12:45	2	11	2	273	19	46	44	15	0	3	0	400	415	
12:45 ~ 13:00	0	9	0	283	22	45	31	9	3	2	0	395	404	
13:00 ~ 13:15	5	8	0	304	19	49	35	15	0	5	0	427	440	
13:15 ~ 13:30	0	5	0	358	14	67	33	26	4	9	0	511	516	
13:30 ~ 13:45	0	7	2	297	18	53	31	22	3	4	2	430	439	
13:45 ~ 14:00	2	0	0	251	21	58	18	19	0	9	0	376	378	
14:00 ~ 14:15	4	6	0	243	11	68	17	16	3	5	3	366	376	
14:15 ~ 14:30	2	6	2	295	13	51	25	31	2	15	0	432	442	
14:30 ~ 14:45	0	0	0	289	18	48	34	26	2	10	0	427	427	
14:45 ~ 15:00	0	7	0	246	22	54	39	17	2	7	0	387	394	
15:00 ~ 15:15	2	4	0	305	21	47	31	10	2	8	0	424	430	
15:15 ~ 15:30	0	3	2	241	20	41	41	25	0	3	0	371	376	
15:30 ~ 15:45	0	9	0	258	19	54	51	23	0	2	0	407	416	
15:45 ~ 16:00	0	7	0	325	18	56	30	19	0	5	0	453	460	
16:00 ~ 16:15	0	7	0	315	18	49	26	21	0	7	0	436	443	
16:15 ~ 16:30	0	7	0	358	22	56	23	17	2	2	0	480	487	
16:30 ~ 16:45	0	9	0	383	17	56	27	23	4	4	0	514	523	
16:45 ~ 17:00	0	12	0	412	18	61	23	16	4	4	0	538	550	
17:00 ~ 17:15	5	7	0	490	28	69	37	26	7	7	0	664	676	
17:15 ~ 17:30	0	12	0	522	17	70	27	14	0	5	3	658	670	
17:30 ~ 17:45	3	5	0	474	22	75	35	24	2	2	0	634	642	
17:45 ~ 18:00	2	6	0	379	14	77	27	14	4	0	0	515	523	
Total	73	364	52	18,492	1,036	2,808	1,422	1,020	95	240	18	25,131	25,620	

Sta.3.5km

Sta. 3Km+500

2nd Day (16 March, 2004)

Classification	Both Directions													Total for Motorized	Total for All Category
	Walker (Pedestrian, Cart, Farm Tractor)	Pedal Cycles (Bicycle)	Pedal Cycles (Cyclo, Bicycle-Trailer)	Motorbike (Motodope)	Motorbike-Trailer, Tricycles	Passenger Vehicle (Sedan, Wagon)	Pick-up Jeep Light Van	Light Truck	Short & Long Body Bus	Short & Long Body Truck	Semi & Full Trailer Truck				
6:00 ~ 6:15	0	6	2	332	22	13	14	20	0	5	0			406	414
6:15 ~ 6:30	0	14	4	518	44	44	20	35	0	7	2			670	688
6:30 ~ 6:45	5	23	8	666	21	58	20	21	0	4	0			790	826
6:45 ~ 7:00	0	13	9	694	23	52	22	21	0	3	3			818	840
7:00 ~ 7:15	2	9	9	585	15	65	25	21	0	4	0			715	735
7:15 ~ 7:30	0	15	2	557	31	40	20	13	0	3	0			664	681
7:30 ~ 7:45	0	10	0	467	33	63	18	12	2	4	2			601	611
7:45 ~ 8:00	0	11	0	467	33	70	35	27	0	8	2			642	653
8:00 ~ 8:15	0	7	0	361	21	66	42	15	0	7	2			514	521
8:15 ~ 8:30	0	4	0	416	28	52	24	13	0	5	2			540	544
8:30 ~ 8:45	2	4	0	339	18	56	42	21	4	8	2			490	496
8:45 ~ 9:00	2	7	0	318	24	72	30	10	2	8	2			466	475
9:00 ~ 9:15	0	5	0	277	18	52	18	16	0	6	0			387	392
9:15 ~ 9:30	0	6	0	329	17	58	23	30	0	7	0			464	470
9:30 ~ 9:45	0	6	0	312	15	61	26	18	4	8	3			447	453
9:45 ~ 10:00	0	4	0	295	19	59	27	14	0	5	2			421	425
10:00 ~ 10:15	0	6	2	313	23	57	19	15	4	6	2			439	447
10:15 ~ 10:30	0	4	5	293	14	68	44	30	2	4	2			457	466
10:30 ~ 10:45	0	8	2	371	21	54	45	25	0	8	2			526	536
10:45 ~ 11:00	2	8	2	330	25	58	36	18	2	8	4			481	493
11:00 ~ 11:15	2	7	4	304	34	37	30	6	3	5	2			421	434
11:15 ~ 11:30	0	4	0	350	18	65	43	12	2	3	2			495	499
11:30 ~ 11:45	0	4	0	264	16	66	20	25	2	5	4			402	406
11:45 ~ 12:00	0	6	0	237	23	69	37	24	0	0	0			390	396
12:00 ~ 12:15	0	7	2	233	22	56	25	12	3	6	0			357	366
12:15 ~ 12:30	0	9	0	251	13	47	25	21	4	4	2			367	376
12:30 ~ 12:45	0	8	0	263	24	44	16	16	2	6	0			371	379
12:45 ~ 13:00	7	7	3	232	39	45	30	15	0	7	0			368	385
13:00 ~ 13:15	4	13	0	339	14	33	20	12	2	4	0			424	441
13:15 ~ 13:30	0	5	0	276	17	36	52	17	0	8	2			408	413
13:30 ~ 13:45	0	6	0	260	16	48	47	19	2	6	0			398	404
13:45 ~ 14:00	0	2	4	282	9	62	30	26	4	10	0			423	429
14:00 ~ 14:15	2	5	0	250	18	51	30	11	0	4	0			364	371
14:15 ~ 14:30	0	4	0	238	15	53	28	16	0	6	0			356	360
14:30 ~ 14:45	0	4	0	207	17	50	27	34	2	5	0			342	346
14:45 ~ 15:00	2	6	0	228	23	51	23	12	2	6	2			347	355
15:00 ~ 15:15	3	0	2	259	12	63	25	22	2	3	2			388	393
15:15 ~ 15:30	0	3	0	303	18	64	27	17	0	5	0			434	437
15:30 ~ 15:45	2	7	2	291	12	76	32	20	0	6	2			439	450
15:45 ~ 16:00	0	6	2	320	12	49	26	19	2	7	0			435	443
16:00 ~ 16:15	4	12	2	263	18	47	14	27	0	5	0			374	392
16:15 ~ 16:30	0	7	2	318	17	50	24	32	0	2	2			445	454
16:30 ~ 16:45	2	17	0	375	19	51	31	26	4	0	0			506	525
16:45 ~ 17:00	2	12	0	439	17	75	23	25	2	2	2			585	599
17:00 ~ 17:15	0	10	0	456	20	57	21	8	2	2	0			566	576
17:15 ~ 17:30	3	15	0	537	16	61	24	14	2	2	4			660	678
17:30 ~ 17:45	0	12	2	496	14	90	35	15	5	3	0			658	672
17:45 ~ 18:00	0	5	0	281	8	66	13	7	0	2	0			377	382
Total	46	373	70	16,792	966	2,680	1,328	905	67	242	58			23,038	23,527

Sta. 3Km+500

1st Day (15 March, 2004)

Classification	Both Directions				
	Walker (Pedestrian, Cart, Farm Tractor)	PC (veh)	MC (veh)	LV(veh)	HV (veh)
6:00 ~ 6:15	0	17	426	67	8
6:15 ~ 6:30	4	20	641	72	6
6:30 ~ 6:45	2	19	808	91	0
6:45 ~ 7:00	6	19	733	132	7
7:00 ~ 7:15	2	27	725	100	7
7:15 ~ 7:30	6	11	617	146	4
7:30 ~ 7:45	0	11	593	105	4
7:45 ~ 8:00	0	5	504	151	8
8:00 ~ 8:15	2	6	465	141	11
8:15 ~ 8:30	3	6	430	105	12
8:30 ~ 8:45	4	9	439	111	8
8:45 ~ 9:00	0	9	377	85	7
9:00 ~ 9:15	0	11	423	98	5
9:15 ~ 9:30	0	5	391	105	10
9:30 ~ 9:45	2	6	373	106	11
9:45 ~ 10:00	4	7	398	109	10
10:00 ~ 10:15	0	8	383	87	5
10:15 ~ 10:30	0	2	416	108	9
10:30 ~ 10:45	0	8	348	139	8
10:45 ~ 11:00	2	6	399	114	3
11:00 ~ 11:15	2	10	364	132	4
11:15 ~ 11:30	0	11	350	117	2
11:30 ~ 11:45	0	6	323	150	6
11:45 ~ 12:00	3	9	326	113	5
12:00 ~ 12:15	4	3	301	109	11
12:15 ~ 12:30	0	10	263	94	12
12:30 ~ 12:45	2	13	292	105	3
12:45 ~ 13:00	0	9	305	85	5
13:00 ~ 13:15	5	8	323	99	5
13:15 ~ 13:30	0	5	372	126	13
13:30 ~ 13:45	0	9	315	106	9
13:45 ~ 14:00	2	0	272	95	9
14:00 ~ 14:15	4	6	254	101	11
14:15 ~ 14:30	2	8	308	107	17
14:30 ~ 14:45	0	0	307	108	12
14:45 ~ 15:00	0	7	268	110	9
15:00 ~ 15:15	2	4	326	88	10
15:15 ~ 15:30	0	5	261	107	3
15:30 ~ 15:45	0	9	277	128	2
15:45 ~ 16:00	0	7	343	105	5
16:00 ~ 16:15	0	7	333	96	7
16:15 ~ 16:30	0	7	380	96	4
16:30 ~ 16:45	0	9	400	106	8
16:45 ~ 17:00	0	12	430	100	8
17:00 ~ 17:15	5	7	518	132	14
17:15 ~ 17:30	0	12	539	111	8
17:30 ~ 17:45	3	5	496	134	4
17:45 ~ 18:00	2	6	393	118	4
Total	73	416	19,528	5,250	353

	Both direction				
	PC (veh)	MC (veh)	LV (veh)	HV (veh)	Total for Both Directions
12 hours	416	19,528	5,250	353	25,547
24hours	437	23,434	6,300	459	30,630
Peak-hr	76	2,883	469	18	3,446

12hr-24hr Ratio : 1.05 1.20 1.20 1.30
Peak-hr Ratio : 0.18 0.15 0.09 0.05 0.13

	Both direction				
	PC (pcu)	MC (pcu)	LV (pcu)	HV (pcu)	Total for Both Directions
PCU	0.25	0.25	1.25	3.76	
12 hours	104	4,882	6,563	1,324	12,873
24hours	109	5,859	7,875	1,721	15,564
Peak-hr	19	721	586	68	1,394

Sta. 3Km+500 2nd Day (16 March, 2004)

Classification	Both Directions				
	Walker (Pedestrian, Cart, Farm Tractor)	PC (veh)	MC (veh)	LV(veh)	HV (veh)
6:00 ~ 6:15	0	8	354	47	5
6:15 ~ 6:30	0	18	562	99	9
6:30 ~ 6:45	5	31	687	99	4
6:45 ~ 7:00	0	22	717	95	6
7:00 ~ 7:15	2	18	600	111	4
7:15 ~ 7:30	0	17	588	73	3
7:30 ~ 7:45	0	10	500	93	8
7:45 ~ 8:00	0	11	500	132	10
8:00 ~ 8:15	0	7	382	123	9
8:15 ~ 8:30	0	4	444	89	7
8:30 ~ 8:45	2	4	357	119	14
8:45 ~ 9:00	2	7	342	112	12
9:00 ~ 9:15	0	5	295	86	6
9:15 ~ 9:30	0	6	346	111	7
9:30 ~ 9:45	0	6	327	105	15
9:45 ~ 10:00	0	4	314	100	7
10:00 ~ 10:15	0	8	336	91	12
10:15 ~ 10:30	0	9	307	142	8
10:30 ~ 10:45	0	10	392	124	10
10:45 ~ 11:00	2	10	355	112	14
11:00 ~ 11:15	2	11	338	73	10
11:15 ~ 11:30	0	4	368	120	7
11:30 ~ 11:45	0	4	280	111	11
11:45 ~ 12:00	0	6	260	130	0
12:00 ~ 12:15	0	9	255	93	9
12:15 ~ 12:30	0	9	264	93	10
12:30 ~ 12:45	0	8	287	76	8
12:45 ~ 13:00	7	10	271	90	7
13:00 ~ 13:15	4	13	353	65	6
13:15 ~ 13:30	0	5	293	105	10
13:30 ~ 13:45	0	6	276	114	8
13:45 ~ 14:00	0	6	291	118	14
14:00 ~ 14:15	2	5	268	92	4
14:15 ~ 14:30	0	4	253	97	6
14:30 ~ 14:45	0	4	224	111	7
14:45 ~ 15:00	2	6	251	86	10
15:00 ~ 15:15	3	2	271	110	7
15:15 ~ 15:30	0	3	321	108	5
15:30 ~ 15:45	2	9	303	128	8
15:45 ~ 16:00	0	8	332	94	9
16:00 ~ 16:15	4	14	281	88	5
16:15 ~ 16:30	0	9	335	106	4
16:30 ~ 16:45	2	17	394	108	4
16:45 ~ 17:00	2	12	456	123	6
17:00 ~ 17:15	0	10	476	86	4
17:15 ~ 17:30	3	15	553	99	8
17:30 ~ 17:45	0	14	510	140	8
17:45 ~ 18:00	0	5	289	86	2
Total	46	443	17,758	4,913	367

Both direction					
	PC (veh)	MC (veh)	LV (veh)	HV (veh)	Total for Both Directions
12 hours	443	17,758	4,913	367	23,481
24hours	465	21,310	5,896	477	28,148
Peak-hr	89	2,566	404	23	3,082
12hr-24hr Ratio :	1.05	1.20	1.20	1.30	
Peak-hr Ratio :	0.2	0.14	0.08	0.06	0.13

Both direction					
	PC (pcu)	MC (pcu)	LV (pcu)	HV (pcu)	Total for Both Directions
PCU	0.25	0.25	1.25	3.75	
12 hours	111	4,440	6,141	1,376	12,068
24hours	116	5,328	7,370	1,789	14,603
Peak-hr	22	642	505	86	1,255

2 days Average

Both direction					
	PC (veh)	MC (veh)	LV (veh)	HV (veh)	Total for Both Directions
12 hours	430	18,643	5,082	360	24,515
24hours	451	22,372	6,098	468	29,389
Peak-hr	83	2,725	437	21	3,266
Peak-hr Ratio :	0.19	0.15	0.09	0.08	0.13

2 days Average

Both direction					
	PC (pcu)	MC (pcu)	LV (pcu)	HV (pcu)	Total for Both Directions
PCU	0.25	0.25	1.25	3.75	
12 hours	108	4,661	6,353	1,350	12,472
24hours	113	5,593	7,623	1,755	15,084
Peak-hr	21	681	546	79	1,327

Sta.5.0km

Sta. 5Km+000

1st Day (17 March, 2004)

Classification	East Bound (to Neak Loeung)												Total for East Bound
	Walker (Pedestrian, Cart, Farm Tractor)	Pedal Cycles (Bicycle)	Pedal Cycles (Cyclo, Bicycle-Trailer)	Motorbike (Motodope)	Motorbike-Trailer, Tricycles	Passenger Vehicle (Sedan, Wagon)	Pick-up Jeep Light Van	Light Truck	Short & Long Body Bus	Short & Long Body Truck	Semi & Full Trailer Truck		
6:00 ~ 6:15	5	4	3	77	5	17	8	12	0	5	0	136	
6:15 ~ 6:30	3	12	0	138	19	13	0	4	0	0	0	189	
6:30 ~ 6:45	15	18	3	118	8	5	10	9	0	2	0	188	
6:45 ~ 7:00	9	13	2	192	10	14	5	7	0	2	0	254	
7:00 ~ 7:15	9	12	9	178	13	19	9	14	0	4	0	267	
7:15 ~ 7:30	5	8	3	197	14	27	12	15	0	3	0	284	
7:30 ~ 7:45	4	3	3	194	22	42	14	10	2	3	0	297	
7:45 ~ 8:00	0	2	0	197	22	45	19	10	0	2	0	297	
8:00 ~ 8:15	8	8	2	205	18	39	32	15	0	2	0	329	
8:15 ~ 8:30	0	5	0	188	13	43	17	9	2	0	2	279	
8:30 ~ 8:45	2	8	0	215	8	45	18	7	0	3	0	306	
8:45 ~ 9:00	3	3	0	192	19	25	17	10	2	4	0	275	
9:00 ~ 9:15	0	2	0	177	7	29	15	13	2	3	0	248	
9:15 ~ 9:30	2	4	0	144	10	37	15	8	0	0	0	220	
9:30 ~ 9:45	5	4	0	150	8	33	15	7	0	0	2	224	
9:45 ~ 10:00	0	8	0	135	12	37	13	12	0	7	0	224	
10:00 ~ 10:15	0	7	0	192	13	23	10	8	0	5	0	258	
10:15 ~ 10:30	3	3	0	163	14	32	12	5	0	2	0	234	
10:30 ~ 10:45	0	5	0	200	8	30	14	5	0	0	0	262	
10:45 ~ 11:00	0	5	2	179	9	39	19	8	2	0	0	263	
11:00 ~ 11:15	0	7	0	188	13	30	12	9	0	3	0	262	
11:15 ~ 11:30	7	7	0	197	7	32	15	10	0	2	0	277	
11:30 ~ 11:45	4	4	0	167	7	33	9	4	0	8	3	239	
11:45 ~ 12:00	0	8	0	127	8	40	9	9	0	0	0	201	
12:00 ~ 12:15	2	9	0	132	20	34	15	13	2	3	0	230	
12:15 ~ 12:30	4	9	0	144	13	23	9	8	0	0	0	210	
12:30 ~ 12:45	4	10	0	139	5	19	8	4	3	0	0	192	
12:45 ~ 13:00	0	10	0	112	8	15	12	9	2	0	0	168	
13:00 ~ 13:15	0	0	0	132	9	28	10	9	0	2	1	191	
13:15 ~ 13:30	3	4	0	153	8	29	12	7	0	2	0	218	
13:30 ~ 13:45	3	2	0	139	8	15	9	4	0	0	2	182	
13:45 ~ 14:00	0	7	0	113	7	35	15	3	2	0	0	182	
14:00 ~ 14:15	2	4	0	125	5	20	17	5	0	3	0	181	
14:15 ~ 14:30	0	4	0	138	14	9	10	10	0	0	0	185	
14:30 ~ 14:45	0	5	0	115	8	14	12	10	0	3	0	167	
14:45 ~ 15:00	0	0	0	150	5	25	13	7	0	2	0	202	
15:00 ~ 15:15	0	2	0	157	13	18	12	10	0	0	0	212	
15:15 ~ 15:30	0	4	0	139	8	29	18	8	0	5	0	211	
15:30 ~ 15:45	0	2	3	119	10	25	13	12	0	3	0	187	
15:45 ~ 16:00	2	2	0	138	7	10	12	4	0	0	0	175	
16:00 ~ 16:15	0	4	0	139	13	19	14	7	0	2	0	198	
16:15 ~ 16:30	0	3	0	150	10	15	13	9	0	0	0	200	
16:30 ~ 16:45	0	3	0	202	15	25	13	15	0	0	0	273	
16:45 ~ 17:00	0	7	0	200	7	3	9	12	0	0	2	240	
17:00 ~ 17:15	2	2	0	277	9	30	18	10	0	5	0	353	
17:15 ~ 17:30	0	7	0	297	12	30	17	9	0	0	0	372	
17:30 ~ 17:45	0	9	0	263	7	8	38	5	2	2	0	334	
17:45 ~ 18:00	2	8	0	287	9	18	9	10	0	0	0	343	
Total	108	277	30	8,070	517	1,225	647	420	21	92	12	11,419	

Sta.5.0km

Sta. 5Km+000

2nd Day (18 March, 2004)

Classification	East Bound (to Neak Loeng)											
	Walker (Pedestrian, Cart, Farm Tractor)	Pedal Cycles (Bicycle)	Pedal Cycles (Cyclo, Bicycle- Trailer)	Motorbike (Motodope)	Motorbike- Trailer, Tricycles	Passenger Vehicle (Sedan, Wagon)	Pick-up Jeep Light Van	Light Truck	Short & Long Body Bus	Short & Long Body Truck	Semi & Full Trailer Truck	Total for East Bound
6:00 ~ 6:15	2	3	0	64	10	7	9	5	0	4	0	104
6:15 ~ 6:30	8	10	0	117	13	10	9	5	0	2	0	174
6:30 ~ 6:45	13	24	0	147	14	8	4	3	0	2	0	215
6:45 ~ 7:00	22	24	0	175	15	10	5	14	2	4	0	271
7:00 ~ 7:15	0	12	13	159	10	27	5	17	0	4	0	247
7:15 ~ 7:30	0	4	0	154	14	25	17	12	0	5	0	231
7:30 ~ 7:45	2	4	4	163	17	22	10	13	2	0	0	237
7:45 ~ 8:00	0	8	0	180	14	19	20	3	2	0	0	246
8:00 ~ 8:15	0	9	5	122	15	39	15	17	0	0	0	222
8:15 ~ 8:30	0	10	0	193	14	32	24	8	0	2	2	285
8:30 ~ 8:45	3	4	0	167	17	33	20	18	2	2	0	266
8:45 ~ 9:00	3	2	2	147	17	33	12	13	0	0	0	229
9:00 ~ 9:15	0	8	0	175	13	39	15	7	0	2	0	259
9:15 ~ 9:30	3	13	0	130	9	38	12	9	0	4	0	218
9:30 ~ 9:45	3	5	0	157	13	28	14	3	0	2	2	227
9:45 ~ 10:00	0	3	3	139	9	28	18	8	2	2	0	212
10:00 ~ 10:15	2	3	0	168	10	29	12	10	0	3	0	237
10:15 ~ 10:30	0	5	0	189	17	34	9	5	0	2	0	261
10:30 ~ 10:45	0	2	0	164	5	29	7	7	0	2	0	216
10:45 ~ 11:00	3	2	0	163	8	32	15	7	0	2	0	232
11:00 ~ 11:15	3	5	0	178	12	29	8	8	2	2	0	247
11:15 ~ 11:30	2	10	0	157	17	33	10	10	0	3	0	242
11:30 ~ 11:45	0	5	0	157	5	28	7	5	0	0	2	209
11:45 ~ 12:00	0	5	0	168	10	38	10	7	0	7	0	245
12:00 ~ 12:15	0	4	0	134	4	35	17	7	0	2	0	203
12:15 ~ 12:30	2	12	0	120	12	20	10	15	0	4	0	195
12:30 ~ 12:45	2	8	0	119	7	12	8	10	2	3	0	171
12:45 ~ 13:00	5	10	0	122	7	23	10	9	2	2	0	190
13:00 ~ 13:15	8	0	0	132	5	9	13	4	0	3	0	174
13:15 ~ 13:30	2	2	0	113	5	13	8	8	2	0	0	153
13:30 ~ 13:45	0	2	0	127	3	15	7	7	0	0	0	161
13:45 ~ 14:00	0	8	0	129	8	28	5	9	2	0	0	189
14:00 ~ 14:15	0	3	0	167	7	24	13	4	0	0	0	218
14:15 ~ 14:30	0	2	0	143	12	23	18	5	0	2	0	205
14:30 ~ 14:45	8	3	0	103	5	29	9	7	0	2	0	166
14:45 ~ 15:00	2	5	0	163	7	30	15	7	2	0	0	231
15:00 ~ 15:15	0	9	0	159	7	17	17	7	3	2	0	221
15:15 ~ 15:30	0	2	0	157	8	24	14	7	0	5	0	217
15:30 ~ 15:45	0	2	0	128	8	27	15	7	0	3	0	190
15:45 ~ 16:00	2	7	2	139	14	20	18	3	0	9	0	214
16:00 ~ 16:15	3	8	0	150	9	25	9	7	0	0	0	211
16:15 ~ 16:30	0	2	0	199	15	32	10	14	0	0	0	272
16:30 ~ 16:45	2	4	0	183	22	22	10	14	0	0	0	257
16:45 ~ 17:00	3	5	0	225	7	30	9	19	2	2	0	302
17:00 ~ 17:15	4	13	0	274	9	30	12	13	0	4	0	359
17:15 ~ 17:30	2	5	0	328	15	29	13	9	0	3	0	404
17:30 ~ 17:45	3	22	0	292	9	34	9	8	2	2	0	381
17:45 ~ 18:00	0	3	0	249	8	37	14	8	0	2	2	323
Total	117	321	29	7,788	511	1,238	570	422	29	106	8	11,139

Sta.5.0km

Sta. 5Km+000

1st Day (17 March, 2004)

Classification	West Bound (to Phnom Penh)											Total for West Bound
	Walker (Pedestrian, Cart, Farm Tractor)	Pedal Cycles (Bicycle)	Pedal Cycles (Cyclo, Bicycle-Trailer)	Motorbike (Motodope)	Motorbike-Trailer, Tricycles	Passenger Vehicle (Sedan, Wagon)	Pick-up Jeep Light Van	Light Truck	Short & Long Body Bus	Short & Long Body Truck	Semi & Full Trailer Truck	
6:00 ~ 6:15	5	5	0	298	9	13	7	12	0	2	0	351
6:15 ~ 6:30	15	22	0	313	18	20	9	9	0	0	0	406
6:30 ~ 6:45	3	13	0	432	12	39	15	7	8	0	0	529
6:45 ~ 7:00	3	8	0	490	17	47	2	5	3	0	0	575
7:00 ~ 7:15	2	9	0	415	10	52	10	4	0	0	0	502
7:15 ~ 7:30	4	3	0	312	3	39	8	7	0	0	2	378
7:30 ~ 7:45	5	8	2	298	9	35	10	5	0	0	2	374
7:45 ~ 8:00	2	5	0	200	17	23	10	13	3	4	0	277
8:00 ~ 8:15	0	2	0	209	12	33	10	5	2	2	0	275
8:15 ~ 8:30	0	8	0	154	12	32	7	13	0	3	2	231
8:30 ~ 8:45	2	3	3	132	12	85	7	10	3	3	0	260
8:45 ~ 9:00	2	4	0	143	8	17	14	9	0	3	0	200
9:00 ~ 9:15	3	5	0	143	13	22	10	14	2	3	0	215
9:15 ~ 9:30	2	4	0	109	10	37	20	8	2	3	0	195
9:30 ~ 9:45	2	4	0	175	7	17	19	10	0	2	2	238
9:45 ~ 10:00	5	0	2	129	12	18	8	7	8	3	0	192
10:00 ~ 10:15	0	4	4	153	0	33	20	4	0	0	0	218
10:15 ~ 10:30	0	10	0	130	4	25	22	9	0	0	0	200
10:30 ~ 10:45	0	7	0	107	4	39	23	13	0	2	0	195
10:45 ~ 11:00	0	7	2	109	5	22	9	4	2	0	0	160
11:00 ~ 11:15	22	28	0	138	10	27	19	10	0	3	0	257
11:15 ~ 11:30	7	3	2	133	7	35	9	8	0	0	0	204
11:30 ~ 11:45	2	0	4	95	12	17	12	9	2	2	0	155
11:45 ~ 12:00	3	0	0	105	0	28	13	2	0	2	0	153
12:00 ~ 12:15	0	0	0	117	0	14	8	10	0	2	0	151
12:15 ~ 12:30	3	2	0	110	9	9	4	5	0	2	0	144
12:30 ~ 12:45	15	0	3	107	13	18	18	9	9	0	2	194
12:45 ~ 13:00	2	4	2	129	12	20	12	7	0	2	0	190
13:00 ~ 13:15	3	2	0	154	8	27	4	18	0	3	0	219
13:15 ~ 13:30	3	0	2	129	10	24	9	17	0	3	0	197
13:30 ~ 13:45	0	0	0	133	8	28	15	5	2	0	0	191
13:45 ~ 14:00	3	2	2	109	12	34	18	10	0	2	0	192
14:00 ~ 14:15	2	4	0	98	4	23	7	10	2	2	0	152
14:15 ~ 14:30	0	0	0	99	8	19	4	12	0	2	0	144
14:30 ~ 14:45	2	3	0	130	7	23	10	4	0	4	0	183
14:45 ~ 15:00	0	2	0	92	4	28	17	14	0	0	0	157
15:00 ~ 15:15	0	2	0	92	13	24	13	13	2	2	0	161
15:15 ~ 15:30	0	4	0	97	3	35	13	12	2	0	0	166
15:30 ~ 15:45	2	2	2	114	5	15	7	19	0	0	0	166
15:45 ~ 16:00	3	3	0	132	5	22	10	13	0	3	0	191
16:00 ~ 16:15	2	4	0	124	3	30	13	12	0	2	0	190
16:15 ~ 16:30	4	4	0	143	10	39	12	15	0	2	2	231
16:30 ~ 16:45	2	3	0	199	7	37	9	14	3	3	0	277
16:45 ~ 17:00	2	8	3	148	5	34	12	5	2	4	0	223
17:00 ~ 17:15	27	19	0	162	3	28	10	12	2	0	0	263
17:15 ~ 17:30	5	3	0	165	7	27	17	18	4	2	0	248
17:30 ~ 17:45	0	8	0	158	10	43	13	13	3	2	0	250
17:45 ~ 18:00	0	4	0	133	5	34	7	2	2	0	0	187
Total	169	245	33	7,996	394	1,390	555	466	68	79	12	11,407

Sta.5.0km

Sta. 5Km+000

2nd Day (18 March, 2004)

Classification	West Bound (to Phnom Penh)											Total for West Bound
	Walker (Pedestrian, Cart, Farm Tractor)	Pedal Cycles (Bicycle)	Pedal Cycles (Cyclo, Bicycle-Trailer)	Motorbike (Motodope)	Motorbike-Trailer, Tricycles	Passenger Vehicle (Sedan, Wagon)	Pick-up Jeep Light Van	Light Truck	Short & Long Body Bus	Short & Long Body Truck	Semi & Full Trailer Truck	
6:00 ~ 6:15	2	9	2	237	13	15	8	4	0	2	0	292
6:15 ~ 6:30	3	4	2	349	17	39	5	15	0	2	0	436
6:30 ~ 6:45	0	10	10	447	8	43	12	4	2	0	0	536
6:45 ~ 7:00	0	5	0	462	14	40	9	5	0	0	0	535
7:00 ~ 7:15	0	7	0	408	7	44	18	4	0	0	0	488
7:15 ~ 7:30	2	8	0	282	4	47	10	9	0	2	0	364
7:30 ~ 7:45	0	9	0	258	10	40	12	8	0	3	2	342
7:45 ~ 8:00	0	2	0	222	7	24	4	10	0	3	0	272
8:00 ~ 8:15	4	3	0	209	8	29	8	8	0	0	0	269
8:15 ~ 8:30	2	3	2	148	8	24	14	7	3	3	0	214
8:30 ~ 8:45	0	10	0	162	7	23	12	13	2	2	0	231
8:45 ~ 9:00	3	2	0	180	8	18	10	12	0	3	0	236
9:00 ~ 9:15	0	5	0	137	14	20	15	9	0	3	0	203
9:15 ~ 9:30	0	0	0	123	10	13	10	8	0	7	0	171
9:30 ~ 9:45	2	3	0	120	3	19	15	12	3	3	0	180
9:45 ~ 10:00	2	4	0	127	4	23	13	5	2	0	0	180
10:00 ~ 10:15	0	5	2	137	9	34	24	9	2	3	0	225
10:15 ~ 10:30	0	4	0	113	9	29	19	5	2	0	0	181
10:30 ~ 10:45	2	4	4	134	9	25	13	10	0	2	0	203
10:45 ~ 11:00	2	8	0	130	8	29	20	3	2	0	0	202
11:00 ~ 11:15	0	7	0	95	8	25	19	13	0	2	0	169
11:15 ~ 11:30	12	14	14	99	22	18	17	10	0	2	0	208
11:30 ~ 11:45	0	2	2	90	8	27	15	9	0	0	0	153
11:45 ~ 12:00	0	0	3	95	14	45	17	8	0	3	0	185
12:00 ~ 12:15	0	2	0	98	5	20	9	7	0	0	0	141
12:15 ~ 12:30	0	5	2	103	5	18	12	10	0	0	0	155
12:30 ~ 12:45	3	0	3	90	10	22	19	10	3	3	0	163
12:45 ~ 13:00	0	2	0	133	8	25	10	4	0	0	0	182
13:00 ~ 13:15	0	7	4	164	18	25	12	9	0	0	0	239
13:15 ~ 13:30	2	2	0	135	14	12	2	2	2	4	0	175
13:30 ~ 13:45	0	2	0	130	7	25	7	4	0	2	0	177
13:45 ~ 14:00	0	2	0	135	5	37	8	5	0	7	0	199
14:00 ~ 14:15	0	2	0	118	7	20	19	12	0	2	0	180
14:15 ~ 14:30	0	3	0	93	9	37	12	8	0	0	2	164
14:30 ~ 14:45	0	0	0	104	5	24	8	19	2	2	0	164
14:45 ~ 15:00	0	0	0	107	5	38	5	10	0	0	0	165
15:00 ~ 15:15	0	2	0	104	4	38	17	15	2	0	0	182
15:15 ~ 15:30	0	3	0	108	4	23	9	12	0	0	0	159
15:30 ~ 15:45	0	3	0	113	10	19	7	12	0	0	0	164
15:45 ~ 16:00	0	7	0	100	13	24	9	10	3	2	0	168
16:00 ~ 16:15	3	12	0	148	5	42	9	19	0	4	0	242
16:15 ~ 16:30	3	5	0	102	7	35	14	12	3	0	0	181
16:30 ~ 16:45	0	4	0	155	8	43	20	10	3	0	0	243
16:45 ~ 17:00	0	9	0	148	7	23	18	5	0	0	0	210
17:00 ~ 17:15	0	12	0	174	7	33	12	3	0	2	2	245
17:15 ~ 17:30	2	7	0	175	9	33	14	12	3	2	2	259
17:30 ~ 17:45	0	0	0	153	8	34	7	12	3	2	0	219
17:45 ~ 18:00	8	3	0	145	7	29	5	5	2	0	0	204
Total	57	222	50	7,799	416	1,372	583	427	44	77	8	11,055

Sta.5.0km

Sta. 5Km+000

1st Day (17 March, 2004)

Classification	Both Directions												Total for Motorized	Total for All Category
	Walker (Pedestrian, Cart, Farm Tractor)	Pedal Cycles (Bicycle)	Pedal Cycles (Cyclo, Bicycle-Trailer)	Motorbike (Motodope)	Motorbike-Trailer, Tricycles	Passenger Vehicle (Sedan, Wagon)	Pick-up Jeep Light Van	Light Truck	Short & Long Body Bus	Short & Long Body Truck	Semi & Full Trailer Truck			
6:00 ~ 6:15	10	9	3	375	14	30	15	24	0	7	0	465	487	
6:15 ~ 6:30	18	34	0	451	37	33	9	13	0	0	0	543	595	
6:30 ~ 6:45	18	31	3	550	20	44	25	16	8	2	0	665	717	
6:45 ~ 7:00	12	21	2	682	27	61	7	12	3	2	0	794	829	
7:00 ~ 7:15	11	21	9	593	23	71	19	18	0	4	0	728	769	
7:15 ~ 7:30	9	11	3	509	17	66	20	22	0	3	2	639	662	
7:30 ~ 7:45	9	11	5	492	31	77	24	15	2	3	2	646	671	
7:45 ~ 8:00	2	7	0	397	39	68	29	23	3	6	0	565	574	
8:00 ~ 8:15	8	10	2	414	30	72	42	20	2	4	0	584	604	
8:15 ~ 8:30	0	13	0	342	25	75	24	22	2	3	4	497	510	
8:30 ~ 8:45	4	11	3	347	20	130	25	17	3	6	0	548	566	
8:45 ~ 9:00	5	7	0	335	27	42	31	19	2	7	0	463	475	
9:00 ~ 9:15	3	7	0	320	20	51	25	27	4	6	0	453	463	
9:15 ~ 9:30	4	8	0	253	20	74	35	16	2	3	0	403	415	
9:30 ~ 9:45	7	8	0	325	15	50	34	17	0	2	4	447	462	
9:45 ~ 10:00	5	8	2	264	24	55	21	19	8	10	0	401	416	
10:00 ~ 10:15	0	11	4	345	13	56	30	12	0	5	0	461	476	
10:15 ~ 10:30	3	13	0	293	18	57	34	14	0	2	0	418	434	
10:30 ~ 10:45	0	12	0	307	12	69	37	18	0	2	0	445	457	
10:45 ~ 11:00	0	12	4	288	14	61	28	12	4	0	0	407	423	
11:00 ~ 11:15	22	35	0	326	23	57	31	19	0	6	0	462	519	
11:15 ~ 11:30	14	10	2	330	14	67	24	18	0	2	0	455	481	
11:30 ~ 11:45	6	4	4	262	19	50	21	13	2	10	3	380	394	
11:45 ~ 12:00	3	8	0	232	8	68	22	11	0	2	0	343	354	
12:00 ~ 12:15	2	9	0	249	20	48	23	23	2	5	0	370	381	
12:15 ~ 12:30	7	11	0	254	22	32	13	13	0	2	0	336	354	
12:30 ~ 12:45	19	10	3	246	18	37	26	13	12	0	2	354	386	
12:45 ~ 13:00	2	14	2	241	20	35	24	16	2	2	0	340	358	
13:00 ~ 13:15	3	2	0	286	17	55	14	27	0	5	1	405	410	
13:15 ~ 13:30	6	4	2	282	18	53	21	24	0	5	0	403	415	
13:30 ~ 13:45	3	2	0	272	16	43	24	9	2	0	2	368	373	
13:45 ~ 14:00	3	9	2	222	19	69	33	13	2	2	0	360	374	
14:00 ~ 14:15	4	8	0	223	9	43	24	15	2	5	0	321	333	
14:15 ~ 14:30	0	4	0	237	22	28	14	22	0	2	0	325	329	
14:30 ~ 14:45	2	8	0	245	15	37	22	14	0	7	0	340	350	
14:45 ~ 15:00	0	2	0	242	9	53	30	21	0	2	0	357	359	
15:00 ~ 15:15	0	4	0	249	26	42	25	23	2	2	0	369	373	
15:15 ~ 15:30	0	8	0	236	11	64	31	20	2	5	0	369	377	
15:30 ~ 15:45	2	4	5	233	15	40	20	31	0	3	0	342	353	
15:45 ~ 16:00	5	5	0	270	12	32	22	17	0	3	0	356	366	
16:00 ~ 16:15	2	8	0	263	16	49	27	19	0	4	0	378	388	
16:15 ~ 16:30	4	7	0	293	20	54	25	24	0	2	2	420	431	
16:30 ~ 16:45	2	6	0	401	22	62	22	29	3	3	0	542	550	
16:45 ~ 17:00	2	15	3	348	12	37	21	17	2	4	2	443	463	
17:00 ~ 17:15	29	21	0	439	12	58	28	22	2	5	0	566	616	
17:15 ~ 17:30	5	10	0	462	19	57	34	27	4	2	0	605	620	
17:30 ~ 17:45	0	17	0	421	17	51	51	18	5	4	0	567	584	
17:45 ~ 18:00	2	12	0	420	14	52	16	12	2	0	0	516	530	
Total	277	522	63	16,066	911	2,615	1,202	886	89	171	24	21,964	22,826	

Sta.5.0km

Sta. 5Km+000

2nd Day (18 March, 2004)

Classification	Both Directions												Total for Motorized	Total for All Category
	Walker (Pedestrian, Cart, Farm Tractor)	Pedal Cycles (Bicycle)	Pedal Cycles (Cyclo, Bicycle-Trailer)	Motorbike (Motodope)	Motorbike-Trailer, Tricycles	Passenger Vehicle (Sedan, Wagon)	Pick-up Jeep Light Van	Light Truck	Short & Long Body Bus	Short & Long Body Truck	Semi & Full Trailer Truck			
6:00 ~ 6:15	4	12	2	301	23	22	17	9	0	6	0	378	396	
6:15 ~ 6:30	11	14	2	466	30	49	14	20	0	4	0	583	610	
6:30 ~ 6:45	13	34	10	594	22	51	16	7	2	2	0	694	751	
6:45 ~ 7:00	22	29	0	637	29	50	14	19	2	4	0	755	806	
7:00 ~ 7:15	0	19	13	567	17	71	23	21	0	4	0	703	735	
7:15 ~ 7:30	2	12	0	436	18	72	27	21	0	7	0	581	595	
7:30 ~ 7:45	2	13	4	421	27	62	22	21	2	3	2	560	579	
7:45 ~ 8:00	0	10	0	402	21	43	24	13	2	3	0	508	518	
8:00 ~ 8:15	4	12	5	331	23	68	23	25	0	0	0	470	491	
8:15 ~ 8:30	2	13	2	341	22	56	38	15	3	5	2	482	499	
8:30 ~ 8:45	3	14	0	329	24	56	32	31	4	4	0	480	497	
8:45 ~ 9:00	6	4	2	327	25	51	22	25	0	3	0	453	465	
9:00 ~ 9:15	0	13	0	312	27	59	30	16	0	5	0	449	462	
9:15 ~ 9:30	3	13	0	253	19	51	22	17	0	11	0	373	389	
9:30 ~ 9:45	5	8	0	277	16	47	29	15	3	5	2	394	407	
9:45 ~ 10:00	2	7	3	266	13	51	31	13	4	2	0	380	392	
10:00 ~ 10:15	2	8	2	305	19	63	36	19	2	6	0	450	462	
10:15 ~ 10:30	0	9	0	302	26	63	28	10	2	2	0	433	442	
10:30 ~ 10:45	2	6	4	298	14	54	20	17	0	4	0	407	419	
10:45 ~ 11:00	5	10	0	293	16	61	35	10	2	2	0	419	434	
11:00 ~ 11:15	3	12	0	273	20	54	27	21	2	4	0	401	416	
11:15 ~ 11:30	14	24	14	256	39	51	27	20	0	5	0	398	450	
11:30 ~ 11:45	0	7	2	247	13	55	22	14	0	0	2	353	362	
11:45 ~ 12:00	0	5	3	263	24	83	27	15	0	10	0	422	430	
12:00 ~ 12:15	0	6	0	232	9	55	26	14	0	2	0	338	344	
12:15 ~ 12:30	2	17	2	223	17	38	22	25	0	4	0	329	350	
12:30 ~ 12:45	5	8	3	209	17	34	27	20	5	6	0	318	334	
12:45 ~ 13:00	5	12	0	255	15	48	20	13	2	2	0	355	372	
13:00 ~ 13:15	8	7	4	296	23	34	25	13	0	3	0	394	413	
13:15 ~ 13:30	4	4	0	248	19	25	10	10	4	4	0	320	328	
13:30 ~ 13:45	0	4	0	257	10	40	14	11	0	2	0	334	338	
13:45 ~ 14:00	0	10	0	264	13	65	13	14	2	7	0	378	388	
14:00 ~ 14:15	0	5	0	285	14	44	32	16	0	2	0	393	398	
14:15 ~ 14:30	0	5	0	236	21	60	30	13	0	2	2	364	369	
14:30 ~ 14:45	8	3	0	207	10	53	17	26	2	4	0	319	330	
14:45 ~ 15:00	2	5	0	270	12	68	20	17	2	0	0	389	396	
15:00 ~ 15:15	0	11	0	263	11	55	34	22	5	2	0	392	403	
15:15 ~ 15:30	0	5	0	265	12	47	23	19	0	5	0	371	376	
15:30 ~ 15:45	0	5	0	241	18	46	22	19	0	3	0	349	354	
15:45 ~ 16:00	2	14	2	239	27	44	27	13	3	11	0	364	382	
16:00 ~ 16:15	6	20	0	298	14	67	18	26	0	4	0	427	453	
16:15 ~ 16:30	3	7	0	301	22	67	24	26	3	0	0	443	453	
16:30 ~ 16:45	2	8	0	338	30	65	30	24	3	0	0	490	500	
16:45 ~ 17:00	3	14	0	373	14	53	27	24	2	2	0	495	512	
17:00 ~ 17:15	4	25	0	448	16	63	24	16	0	6	2	575	604	
17:15 ~ 17:30	4	12	0	503	24	62	27	21	3	5	2	647	663	
17:30 ~ 17:45	3	22	0	445	17	68	16	20	5	4	0	575	600	
17:45 ~ 18:00	8	6	0	394	15	66	19	13	2	2	2	513	527	
Total	174	543	79	15,587	927	2,610	1,153	849	73	183	16	21,398	22,194	

Sta.5.0km

Sta. 5Km+000

1st Day (17 March, 2004)

Classification	Both Directions				
	Walker (Pedestrian, Cart, Farm Tractor)	PC (veh)	MC (veh)	LV(veh)	HV (veh)
6:00 ~ 6:15	10	12	389	69	7
6:15 ~ 6:30	18	34	488	55	0
6:30 ~ 6:45	18	34	570	85	10
6:45 ~ 7:00	12	23	709	80	5
7:00 ~ 7:15	11	30	616	108	4
7:15 ~ 7:30	9	14	526	108	5
7:30 ~ 7:45	9	16	523	116	7
7:45 ~ 8:00	2	7	436	120	9
8:00 ~ 8:15	8	12	444	134	6
8:15 ~ 8:30	0	13	367	121	9
8:30 ~ 8:45	4	14	367	172	9
8:45 ~ 9:00	5	7	362	92	9
9:00 ~ 9:15	3	7	340	103	10
9:15 ~ 9:30	4	8	273	125	5
9:30 ~ 9:45	7	8	340	101	6
9:45 ~ 10:00	5	10	288	95	18
10:00 ~ 10:15	0	15	358	98	5
10:15 ~ 10:30	3	13	311	105	2
10:30 ~ 10:45	0	12	319	124	2
10:45 ~ 11:00	0	16	302	101	4
11:00 ~ 11:15	22	35	349	107	6
11:15 ~ 11:30	14	12	344	109	2
11:30 ~ 11:45	6	8	281	84	15
11:45 ~ 12:00	3	8	240	101	2
12:00 ~ 12:15	2	9	269	94	7
12:15 ~ 12:30	7	11	276	58	2
12:30 ~ 12:45	19	13	264	76	14
12:45 ~ 13:00	2	16	261	75	4
13:00 ~ 13:15	3	2	303	96	6
13:15 ~ 13:30	6	6	300	98	5
13:30 ~ 13:45	3	2	288	76	4
13:45 ~ 14:00	3	11	241	115	4
14:00 ~ 14:15	4	8	232	82	7
14:15 ~ 14:30	0	4	259	64	2
14:30 ~ 14:45	2	8	260	73	7
14:45 ~ 15:00	0	2	251	104	2
15:00 ~ 15:15	0	4	275	90	4
15:15 ~ 15:30	0	8	247	115	7
15:30 ~ 15:45	2	9	248	91	3
15:45 ~ 16:00	5	5	282	71	3
16:00 ~ 16:15	2	8	279	95	4
16:15 ~ 16:30	4	7	313	103	4
16:30 ~ 16:45	2	6	423	113	6
16:45 ~ 17:00	2	18	360	75	8
17:00 ~ 17:15	29	21	451	108	7
17:15 ~ 17:30	5	10	481	118	6
17:30 ~ 17:45	0	17	438	120	9
17:45 ~ 18:00	2	12	434	80	2
Total	277	585	16,977	4,703	284

Both direction					
	PC (veh)	MC (veh)	LV (veh)	HV (veh)	Total for Both Directions
12 hours	585	16,977	4,703	284	22,549
24hours	614	20,372	5,644	369	26,999
Peak-hr	101	2,421	381	24	2,927

12hr-24hr Ratio : 1.05 1.20 1.20 1.30
Peak-hr Ratio : 0.17 0.14 0.08 0.08 0.13

Both direction					
	PC (pcu)	MC (pcu)	LV (pcu)	HV (pcu)	Total for Both Directions
PCU	0.25	0.25	1.25	3.75	
12 hours	146	4,244	5,879	1,065	11,334
24hours	154	5,093	7,055	1,384	13,686
Peak-hr	25	605	476	90	1,196

Sta. 5Km+000

2nd Day (18 March, 2004)

Classification	Both Directions				
	Walker (Pedestrian, Cart, Farm Tractor)	PC (veh)	MC (veh)	LV(veh)	HV (veh)
6:00 ~ 6:15	4	14	324	48	6
6:15 ~ 6:30	11	16	496	83	4
6:30 ~ 6:45	13	44	616	74	4
6:45 ~ 7:00	22	29	666	83	6
7:00 ~ 7:15	0	32	584	115	4
7:15 ~ 7:30	2	12	454	120	7
7:30 ~ 7:45	2	17	448	105	7
7:45 ~ 8:00	0	10	423	80	5
8:00 ~ 8:15	4	17	354	116	0
8:15 ~ 8:30	2	15	363	109	10
8:30 ~ 8:45	3	14	353	119	8
8:45 ~ 9:00	6	6	352	98	3
9:00 ~ 9:15	0	13	339	105	5
9:15 ~ 9:30	3	13	272	90	11
9:30 ~ 9:45	5	8	293	91	10
9:45 ~ 10:00	2	10	279	95	6
10:00 ~ 10:15	2	10	324	118	8
10:15 ~ 10:30	0	9	328	101	4
10:30 ~ 10:45	2	10	312	91	4
10:45 ~ 11:00	5	10	309	106	4
11:00 ~ 11:15	3	12	293	102	6
11:15 ~ 11:30	14	38	295	98	5
11:30 ~ 11:45	0	9	260	91	2
11:45 ~ 12:00	0	8	287	125	10
12:00 ~ 12:15	0	6	241	95	2
12:15 ~ 12:30	2	19	240	85	4
12:30 ~ 12:45	5	11	226	81	11
12:45 ~ 13:00	5	12	270	81	4
13:00 ~ 13:15	8	11	319	72	3
13:15 ~ 13:30	4	4	267	45	8
13:30 ~ 13:45	0	4	267	65	2
13:45 ~ 14:00	0	10	277	92	9
14:00 ~ 14:15	0	5	299	92	2
14:15 ~ 14:30	0	5	257	103	4
14:30 ~ 14:45	8	3	217	96	6
14:45 ~ 15:00	2	5	282	105	2
15:00 ~ 15:15	0	11	274	111	7
15:15 ~ 15:30	0	5	277	89	5
15:30 ~ 15:45	0	5	259	87	3
15:45 ~ 16:00	2	16	266	84	14
16:00 ~ 16:15	6	20	312	111	4
16:15 ~ 16:30	3	7	323	117	3
16:30 ~ 16:45	2	8	368	119	3
16:45 ~ 17:00	3	14	387	104	4
17:00 ~ 17:15	4	25	464	103	8
17:15 ~ 17:30	4	12	527	110	10
17:30 ~ 17:45	3	22	462	104	9
17:45 ~ 18:00	8	6	409	98	6
Total	174	622	16,514	4,612	272

Both direction					
	PC (veh)	MC (veh)	LV (veh)	HV (veh)	Total for Both Directions
12 hours	622	16,514	4,612	272	22,020
24hours	653	19,817	5,534	354	26,358
Peak-hr	117	2,320	392	21	2,850

12hr-24hr Ratio : 1.05 1.20 1.20 1.30
Peak-hr Ratio : 0.19 0.14 0.08 0.08 0.13

Both direction					
	PC (pcu)	MC (pcu)	LV (pcu)	HV (pcu)	Total for Both Directions
PCU	0.25	0.25	1.25	3.75	
12 hours	156	4,129	5,765	1,020	11,070
24hours	163	4,954	6,918	1,328	13,363
Peak-hr	29	580	490	79	1,178

2 days Average

Both direction					
	PC (veh)	MC (veh)	LV (veh)	HV (veh)	Total for Both Directions
12 hours	604	16,746	4,658	278	22,286
24hours	634	20,095	5,589	362	26,680
Peak-hr	109	2,371	387	23	2,890

Peak-hr Ratio : 0.18 0.14 0.08 0.08 0.13

2 days Average

Both direction					
	PC (pcu)	MC (pcu)	LV (pcu)	HV (pcu)	Total for Both Directions
PCU	0.25	0.25	1.25	3.75	
12 hours	151	4,187	5,823	1,043	11,204
24hours	159	5,024	6,986	1,358	13,527
Peak-hr	27	593	484	86	1,190

Sta.12.5km

Sta. 12Km+500

1st Day (17 March, 2004)

Classification	East Bound (to Neak Loeung)											Total for East Bound
	Walker (Pedestrian, Cart, Farm Tractor)	Pedal Cycles (Bicycle)	Pedal Cycles (Cyclo, Bicycle-Trailer)	Motorbike (Motodope)	Motorbike-Trailer, Tricycles	Passenger Vehicle (Sedan, Wagon)	Pick-up Jeep Light Van	Light Truck	Short & Long Body Bus	Short & Long Body Truck	Semi & Full Trailer Truck	
6:00 ~ 6:15	0	3	0	48	9	7	10	5	3	2	0	87
6:15 ~ 6:30	2	2	3	47	3	18	7	8	0	3	0	93
6:30 ~ 6:45	24	8	2	72	23	5	0	10	0	0	0	144
6:45 ~ 7:00	20	9	0	95	20	5	9	3	0	2	0	163
7:00 ~ 7:15	8	4	0	114	10	5	8	5	0	0	0	154
7:15 ~ 7:30	2	0	0	97	19	14	2	8	3	0	3	148
7:30 ~ 7:45	0	2	2	100	9	18	8	5	3	0	0	147
7:45 ~ 8:00	0	0	0	107	17	17	9	5	0	2	0	157
8:00 ~ 8:15	0	5	0	95	18	28	15	10	2	0	0	173
8:15 ~ 8:30	2	2	0	100	8	19	17	8	0	0	2	158
8:30 ~ 8:45	0	3	0	69	9	19	13	5	2	2	0	122
8:45 ~ 9:00	0	3	0	98	13	25	12	4	0	2	0	157
9:00 ~ 9:15	0	4	0	89	17	25	12	9	2	2	0	160
9:15 ~ 9:30	0	0	2	59	5	10	9	8	2	2	0	97
9:30 ~ 9:45	2	5	0	64	7	15	9	10	0	0	0	112
9:45 ~ 10:00	0	7	2	64	10	25	9	5	2	0	2	126
10:00 ~ 10:15	0	0	0	79	8	18	9	8	0	5	0	127
10:15 ~ 10:30	0	4	0	62	15	14	7	4	0	0	0	106
10:30 ~ 10:45	0	3	0	67	15	9	9	4	0	0	0	107
10:45 ~ 11:00	0	4	0	70	8	15	12	5	0	2	0	116
11:00 ~ 11:15	0	3	0	57	3	13	5	4	2	0	0	87
11:15 ~ 11:30	0	0	0	49	13	10	9	5	0	3	0	89
11:30 ~ 11:45	3	4	2	45	10	5	3	5	0	0	0	77
11:45 ~ 12:00	0	3	2	53	12	8	10	8	0	0	0	96
12:00 ~ 12:15	0	3	0	57	4	8	9	0	0	0	0	81
12:15 ~ 12:30	0	13	0	59	10	10	12	4	3	2	0	113
12:30 ~ 12:45	2	4	0	62	15	18	5	8	0	0	0	114
12:45 ~ 13:00	0	2	0	62	14	3	3	5	4	0	0	93
13:00 ~ 13:15	0	10	0	54	10	9	9	5	0	0	0	97
13:15 ~ 13:30	0	0	0	42	9	14	4	3	0	0	0	72
13:30 ~ 13:45	0	0	0	50	7	9	12	4	0	2	0	84
13:45 ~ 14:00	0	2	0	38	5	13	8	4	0	0	0	70
14:00 ~ 14:15	0	2	0	45	7	18	14	4	2	0	2	94
14:15 ~ 14:30	0	4	0	57	9	10	8	5	2	3	0	98
14:30 ~ 14:45	0	7	2	44	9	18	5	4	0	0	0	89
14:45 ~ 15:00	0	2	0	80	9	8	9	5	0	2	0	115
15:00 ~ 15:15	0	3	0	80	5	4	13	4	2	2	0	113
15:15 ~ 15:30	0	0	2	83	12	10	9	13	2	2	0	133
15:30 ~ 15:45	0	3	0	59	13	13	14	4	0	0	0	106
15:45 ~ 16:00	0	0	0	59	12	12	7	4	0	2	0	96
16:00 ~ 16:15	0	4	0	75	14	17	9	7	0	0	0	126
16:15 ~ 16:30	2	3	0	50	17	13	9	9	0	0	0	103
16:30 ~ 16:45	0	3	0	64	8	7	5	5	0	0	0	92
16:45 ~ 17:00	0	4	0	85	7	10	3	7	2	2	0	120
17:00 ~ 17:15	0	8	0	95	15	8	5	4	0	0	2	137
17:15 ~ 17:30	2	8	0	68	7	13	12	7	0	0	0	117
17:30 ~ 17:45	3	0	0	109	15	9	12	7	0	0	0	155
17:45 ~ 18:00	3	3	0	90	7	4	9	10	2	3	0	131
Total	75	166	19	3,367	521	605	418	283	40	47	11	5,552

Sta.12.5km

Sta. 12Km+500

2nd Day (18 March, 2004)

Classification	East Bound (to Neak Loeng)											
	Walker (Pedestrian, Cart, Farm Tractor)	Pedal Cycles (Bicycle)	Pedal Cycles (Cyclo, Bicycle- Trailer)	Motorbike (Motodope)	Motorbike- Trailer, Tricycles	Passenger Vehicle (Sedan, Wagon)	Pick-up Jeep Light Van	Light Truck	Short & Long Body Bus	Short & Long Body Truck	Semi & Full Trailer Truck	Total for East Bound
6:00 ~ 6:15	0	3	0	25	10	8	4	3	0	3	0	56
6:15 ~ 6:30	0	0	0	38	10	8	4	7	0	3	0	70
6:30 ~ 6:45	17	7	0	54	19	9	5	3	0	0	0	114
6:45 ~ 7:00	15	7	0	53	24	7	3	5	0	2	0	116
7:00 ~ 7:15	8	4	0	88	8	10	8	7	0	0	0	133
7:15 ~ 7:30	0	5	0	89	9	8	5	17	0	2	0	135
7:30 ~ 7:45	3	3	2	60	17	9	7	5	2	0	0	108
7:45 ~ 8:00	2	3	0	85	17	17	8	3	2	0	0	137
8:00 ~ 8:15	2	3	0	67	9	20	12	3	2	0	0	118
8:15 ~ 8:30	0	3	0	65	12	19	12	8	0	0	0	119
8:30 ~ 8:45	0	0	0	98	15	19	19	5	0	0	0	156
8:45 ~ 9:00	2	4	2	68	15	23	15	14	2	0	0	145
9:00 ~ 9:15	0	2	2	57	10	18	9	10	0	0	0	108
9:15 ~ 9:30	3	3	0	73	10	17	14	7	0	0	0	127
9:30 ~ 9:45	0	0	0	50	13	13	9	2	2	2	0	91
9:45 ~ 10:00	0	2	0	60	7	13	9	9	0	2	2	104
10:00 ~ 10:15	7	0	0	54	9	13	14	8	2	0	3	110
10:15 ~ 10:30	0	4	0	58	5	12	12	9	0	0	0	100
10:30 ~ 10:45	0	2	0	57	10	13	7	7	0	0	0	96
10:45 ~ 11:00	0	4	0	57	7	13	8	8	0	2	0	99
11:00 ~ 11:15	0	2	0	64	12	9	10	5	0	0	2	104
11:15 ~ 11:30	2	0	0	65	12	12	9	4	2	2	0	108
11:30 ~ 11:45	0	2	0	95	5	14	7	2	2	2	0	129
11:45 ~ 12:00	2	0	0	45	8	4	3	4	0	3	2	71
12:00 ~ 12:15	0	0	0	55	9	9	10	2	0	0	0	85
12:15 ~ 12:30	0	3	0	105	12	5	9	3	0	0	0	137
12:30 ~ 12:45	3	0	3	58	20	10	8	2	0	0	0	104
12:45 ~ 13:00	2	0	0	50	14	13	4	5	2	2	0	92
13:00 ~ 13:15	0	3	2	74	12	10	10	4	2	2	0	119
13:15 ~ 13:30	0	4	0	53	9	5	5	3	0	0	0	79
13:30 ~ 13:45	0	0	0	38	2	10	8	9	0	0	0	67
13:45 ~ 14:00	0	0	0	47	8	5	9	10	0	0	0	79
14:00 ~ 14:15	4	2	0	48	4	8	9	8	2	2	0	87
14:15 ~ 14:30	0	2	0	48	8	4	8	3	0	0	0	73
14:30 ~ 14:45	0	2	0	45	13	8	10	9	0	0	0	87
14:45 ~ 15:00	0	4	0	45	4	15	7	8	2	0	0	85
15:00 ~ 15:15	0	0	0	48	9	18	9	7	0	0	0	91
15:15 ~ 15:30	0	0	0	60	5	12	10	9	2	0	0	98
15:30 ~ 15:45	2	3	0	63	10	8	15	4	3	0	0	108
15:45 ~ 16:00	0	2	0	48	8	8	4	5	0	2	0	77
16:00 ~ 16:15	0	5	0	59	9	13	13	9	0	4	0	112
16:15 ~ 16:30	0	3	0	62	10	20	5	8	0	0	0	108
16:30 ~ 16:45	0	3	0	68	15	13	7	8	0	0	0	114
16:45 ~ 17:00	3	7	0	87	19	24	12	9	0	0	0	161
17:00 ~ 17:15	2	0	0	72	12	14	4	8	0	0	0	112
17:15 ~ 17:30	0	5	0	78	10	7	5	4	0	2	0	111
17:30 ~ 17:45	3	7	0	102	12	10	9	7	0	2	0	152
17:45 ~ 18:00	0	2	0	80	5	13	3	8	2	2	0	115
Total	82	120	11	3,018	512	570	406	307	31	41	9	5,107

Sta.12.5km

Sta. 12Km+500

1st Day (17 March, 2004)

Classification	West Bound (to Phnom Penh)												Total for West Bound
	Walker (Pedestrian, Cart, Farm Tractor)	Pedal Cycles (Bicycle)	Pedal Cycles (Cycle, Bicycle-Trailer)	Motorbike (Motodope)	Motorbike-Trailer, Tricycles	Passenger Vehicle (Sedan, Wagon)	Pick-up Jeep Light Van	Light Truck	Short & Long Body Bus	Short & Long Body Truck	Semi & Full Trailer Truck		
6:00 ~ 6:15	0	0	0	83	8	7	2	3	0	0	0	103	
6:15 ~ 6:30	0	0	0	140	15	12	9	10	0	0	0	186	
6:30 ~ 6:45	0	4	0	132	15	14	0	5	0	0	0	170	
6:45 ~ 7:00	2	0	0	159	7	10	7	4	0	0	0	189	
7:00 ~ 7:15	2	0	0	148	10	18	9	3	0	0	2	192	
7:15 ~ 7:30	0	3	0	164	17	15	8	2	0	2	0	211	
7:30 ~ 7:45	0	0	0	164	15	5	9	4	2	2	0	201	
7:45 ~ 8:00	0	0	0	125	9	13	5	4	2	0	0	158	
8:00 ~ 8:15	0	2	0	109	14	10	9	5	0	3	2	154	
8:15 ~ 8:30	2	3	0	88	12	10	3	4	0	3	0	125	
8:30 ~ 8:45	0	3	0	107	20	12	13	4	0	3	0	162	
8:45 ~ 9:00	0	2	0	94	10	9	7	2	0	3	0	127	
9:00 ~ 9:15	2	3	0	53	9	13	13	4	2	4	0	103	
9:15 ~ 9:30	0	2	0	127	5	7	13	4	0	3	2	163	
9:30 ~ 9:45	2	5	0	115	14	12	2	4	2	3	0	159	
9:45 ~ 10:00	0	2	0	97	8	20	9	5	0	2	0	143	
10:00 ~ 10:15	2	3	0	94	8	9	20	3	0	0	0	139	
10:15 ~ 10:30	0	2	0	97	3	22	17	4	0	0	0	145	
10:30 ~ 10:45	0	3	0	83	15	9	17	7	2	0	0	136	
10:45 ~ 11:00	0	0	0	89	7	8	15	7	0	3	0	129	
11:00 ~ 11:15	15	12	0	85	9	15	5	10	0	0	0	151	
11:15 ~ 11:30	0	5	0	54	4	9	13	4	2	2	0	93	
11:30 ~ 11:45	0	4	0	84	12	22	9	3	0	3	0	137	
11:45 ~ 12:00	0	5	0	82	7	5	4	14	0	0	0	117	
12:00 ~ 12:15	3	3	0	85	10	13	5	8	0	3	0	130	
12:15 ~ 12:30	0	0	0	67	12	13	20	2	3	0	2	119	
12:30 ~ 12:45	0	3	0	92	18	12	7	2	0	0	0	134	
12:45 ~ 13:00	2	4	0	75	10	10	4	4	0	0	0	109	
13:00 ~ 13:15	2	3	0	67	12	4	5	10	0	3	0	106	
13:15 ~ 13:30	0	2	0	95	9	5	10	8	2	0	0	131	
13:30 ~ 13:45	0	0	0	69	8	3	7	7	0	2	0	96	
13:45 ~ 14:00	0	0	0	45	7	12	9	7	2	3	0	85	
14:00 ~ 14:15	0	3	0	57	13	13	8	5	0	0	0	99	
14:15 ~ 14:30	3	2	0	73	2	10	10	5	0	2	0	107	
14:30 ~ 14:45	3	8	0	67	10	10	8	9	0	0	0	115	
14:45 ~ 15:00	2	2	0	55	8	12	10	3	0	0	0	92	
15:00 ~ 15:15	0	4	0	84	8	18	3	9	0	0	0	126	
15:15 ~ 15:30	3	3	0	62	7	9	5	14	2	0	0	105	
15:30 ~ 15:45	0	0	0	65	4	9	7	7	0	2	0	94	
15:45 ~ 16:00	2	2	0	88	8	20	7	7	0	0	0	134	
16:00 ~ 16:15	0	3	0	90	10	17	12	12	0	0	0	144	
16:15 ~ 16:30	0	2	0	104	4	5	3	7	3	0	0	128	
16:30 ~ 16:45	0	0	0	68	7	8	10	3	2	0	0	98	
16:45 ~ 17:00	0	3	0	65	14	10	7	3	3	2	0	107	
17:00 ~ 17:15	0	7	0	90	12	19	7	10	3	0	2	150	
17:15 ~ 17:30	0	4	0	125	4	18	10	8	0	3	0	172	
17:30 ~ 17:45	2	3	0	133	9	9	5	3	2	2	2	170	
17:45 ~ 18:00	2	4	0	75	3	17	8	7	0	0	0	116	
Total	51	128	0	4,469	462	562	405	279	34	58	12	6,460	

Sta.12.5km

Sta. 12Km+500

2nd Day (18 March, 2004)

Classification	West Bound (to Phnom Penh)											Total for West Bound
	Walker (Pedestrian, Cart, Farm Tractor)	Pedal Cycles (Bicycle)	Pedal Cycles (Cyclo, Bicycle-Trailer)	Motorbike (Motodope)	Motorbike-Trailer, Tricycles	Passenger Vehicle (Sedan, Wagon)	Pick-up Jeep Light Van	Light Truck	Short & Long Body Bus	Short & Long Body Truck	Semi & Full Trailer Truck	
6:00 ~ 6:15	2	0	0	90	10	5	3	5	0	0	0	115
6:15 ~ 6:30	0	2	0	140	18	14	0	7	0	0	0	181
6:30 ~ 6:45	0	3	0	160	9	12	5	4	0	0	0	193
6:45 ~ 7:00	0	2	0	130	10	19	8	5	0	0	0	174
7:00 ~ 7:15	0	5	0	178	10	13	9	7	0	0	0	222
7:15 ~ 7:30	0	2	0	172	15	8	8	2	0	2	2	211
7:30 ~ 7:45	0	3	0	157	8	9	3	3	0	0	0	183
7:45 ~ 8:00	0	0	0	125	9	9	9	5	0	0	0	157
8:00 ~ 8:15	0	7	0	107	14	14	13	8	4	2	0	169
8:15 ~ 8:30	5	0	0	133	12	14	4	14	0	2	0	184
8:30 ~ 8:45	0	2	0	110	8	8	3	7	0	4	0	142
8:45 ~ 9:00	0	4	0	145	19	15	7	4	0	3	0	197
9:00 ~ 9:15	0	2	0	110	10	10	7	2	0	3	4	148
9:15 ~ 9:30	0	2	0	147	12	9	8	5	2	3	0	188
9:30 ~ 9:45	4	4	0	102	9	13	7	3	0	0	0	142
9:45 ~ 10:00	2	4	0	89	12	29	14	2	2	2	0	156
10:00 ~ 10:15	0	4	0	113	5	8	18	4	0	0	0	152
10:15 ~ 10:30	0	2	0	123	12	10	13	4	0	2	0	166
10:30 ~ 10:45	4	3	0	123	18	17	23	7	0	0	0	195
10:45 ~ 11:00	5	7	2	109	5	18	14	7	2	2	0	171
11:00 ~ 11:15	2	0	0	94	14	7	15	8	0	0	0	140
11:15 ~ 11:30	2	2	0	110	8	22	13	8	2	0	0	167
11:30 ~ 11:45	0	5	0	82	12	38	7	2	0	0	0	146
11:45 ~ 12:00	0	3	0	99	12	12	4	5	0	0	0	135
12:00 ~ 12:15	2	4	0	33	4	18	4	7	0	0	0	72
12:15 ~ 12:30	0	0	0	64	10	8	10	4	3	0	0	99
12:30 ~ 12:45	0	2	0	63	7	5	10	2	0	0	0	89
12:45 ~ 13:00	3	2	0	69	12	10	4	5	0	2	0	107
13:00 ~ 13:15	0	2	0	57	7	8	3	2	2	4	0	85
13:15 ~ 13:30	2	4	0	54	8	9	3	2	0	0	0	82
13:30 ~ 13:45	0	0	0	68	22	19	7	5	0	3	0	124
13:45 ~ 14:00	0	4	0	70	7	8	4	4	0	3	0	100
14:00 ~ 14:15	0	0	0	83	7	14	8	10	0	0	2	124
14:15 ~ 14:30	0	2	0	57	8	18	10	5	0	2	0	102
14:30 ~ 14:45	0	4	0	73	7	15	7	8	0	0	0	114
14:45 ~ 15:00	0	7	0	88	4	14	7	8	2	0	0	130
15:00 ~ 15:15	0	7	0	69	12	12	5	5	2	3	0	115
15:15 ~ 15:30	0	3	0	74	8	7	2	4	0	0	0	98
15:30 ~ 15:45	0	3	0	113	8	13	3	2	0	0	0	142
15:45 ~ 16:00	0	0	0	69	4	8	9	5	0	3	0	98
16:00 ~ 16:15	0	2	2	60	3	13	5	4	2	4	0	95
16:15 ~ 16:30	0	2	0	112	9	20	4	7	3	2	0	159
16:30 ~ 16:45	0	5	0	70	4	12	7	8	0	2	0	108
16:45 ~ 17:00	2	5	0	88	8	12	8	5	2	0	0	130
17:00 ~ 17:15	0	0	0	135	20	18	8	2	0	2	0	185
17:15 ~ 17:30	7	8	0	138	10	14	3	9	0	0	0	189
17:30 ~ 17:45	4	7	0	163	5	18	8	4	3	2	0	214
17:45 ~ 18:00	0	3	0	97	3	9	3	9	0	0	0	124
Total	46	144	4	4,915	468	635	357	254	31	57	8	6,919

Sta.12.5km

Sta. 12Km+500

1st Day (17 March, 2004)

Classification	Both Directions												Total for Motorized	Total for All Category
	Walker (Pedestrian, Cart, Farm Tractor)	Pedal Cycles (Bicycle)	Pedal Cycles (Cyclo, Bicycle-Trailer)	Motorbike (Motodope)	Motorbike-Trailer, Tricycles	Passenger Vehicle (Sedan, Wagon)	Pick-up Jeep Light Van	Light Truck	Short & Long Body Bus	Short & Long Body Truck	Semi & Full Trailer Truck			
6:00 ~ 6:15	0	3	0	131	17	14	12	8	3	2	0	187	190	
6:15 ~ 6:30	2	2	3	187	18	30	16	18	0	3	0	272	279	
6:30 ~ 6:45	24	12	2	204	38	19	0	15	0	0	0	276	314	
6:45 ~ 7:00	22	9	0	254	27	15	16	7	0	2	0	321	352	
7:00 ~ 7:15	10	4	0	262	20	23	17	8	0	0	2	332	346	
7:15 ~ 7:30	2	3	0	261	36	29	10	10	3	2	3	354	359	
7:30 ~ 7:45	0	2	2	264	24	23	17	9	5	2	0	344	348	
7:45 ~ 8:00	0	0	0	232	26	30	14	9	2	2	0	315	315	
8:00 ~ 8:15	0	7	0	204	32	38	24	15	2	3	2	320	327	
8:15 ~ 8:30	4	5	0	188	20	29	20	12	0	3	2	274	283	
8:30 ~ 8:45	0	6	0	176	29	31	26	9	2	5	0	278	284	
8:45 ~ 9:00	0	5	0	192	23	34	19	6	0	5	0	279	284	
9:00 ~ 9:15	2	7	0	142	26	38	25	13	4	6	0	254	263	
9:15 ~ 9:30	0	2	2	186	10	17	22	12	2	5	2	256	260	
9:30 ~ 9:45	4	10	0	179	21	27	11	14	2	3	0	257	271	
9:45 ~ 10:00	0	9	2	161	18	45	18	10	2	2	2	258	269	
10:00 ~ 10:15	2	3	0	173	16	27	29	11	0	5	0	261	266	
10:15 ~ 10:30	0	6	0	159	18	36	24	8	0	0	0	245	251	
10:30 ~ 10:45	0	6	0	150	30	18	26	11	2	0	0	237	243	
10:45 ~ 11:00	0	4	0	159	15	23	27	12	0	5	0	241	245	
11:00 ~ 11:15	15	15	0	142	12	28	10	14	2	0	0	208	238	
11:15 ~ 11:30	0	5	0	103	17	19	22	9	2	5	0	177	182	
11:30 ~ 11:45	3	8	2	129	22	27	12	8	0	3	0	201	214	
11:45 ~ 12:00	0	8	2	135	19	13	14	22	0	0	0	203	213	
12:00 ~ 12:15	3	6	0	142	14	21	14	8	0	3	0	202	211	
12:15 ~ 12:30	0	13	0	126	22	23	32	6	6	2	2	219	232	
12:30 ~ 12:45	2	7	0	154	33	30	12	10	0	0	0	239	248	
12:45 ~ 13:00	2	6	0	137	24	13	7	9	4	0	0	194	202	
13:00 ~ 13:15	2	13	0	121	22	13	14	15	0	3	0	188	203	
13:15 ~ 13:30	0	2	0	137	18	19	14	11	2	0	0	201	203	
13:30 ~ 13:45	0	0	0	119	15	12	19	11	0	4	0	180	180	
13:45 ~ 14:00	0	2	0	83	12	25	17	11	2	3	0	153	155	
14:00 ~ 14:15	0	5	0	102	20	31	22	9	2	0	2	188	193	
14:15 ~ 14:30	3	6	0	130	11	20	18	10	2	5	0	196	205	
14:30 ~ 14:45	3	15	2	111	19	28	13	13	0	0	0	184	204	
14:45 ~ 15:00	2	4	0	135	17	20	19	8	0	2	0	201	207	
15:00 ~ 15:15	0	7	0	164	13	22	16	13	2	2	0	232	239	
15:15 ~ 15:30	3	3	2	145	19	19	14	27	4	2	0	230	238	
15:30 ~ 15:45	0	3	0	124	17	22	21	11	0	2	0	197	200	
15:45 ~ 16:00	2	2	0	147	20	32	14	11	0	2	0	226	230	
16:00 ~ 16:15	0	7	0	165	24	34	21	19	0	0	0	263	270	
16:15 ~ 16:30	2	5	0	154	21	18	12	16	3	0	0	224	231	
16:30 ~ 16:45	0	3	0	132	15	15	15	8	2	0	0	187	190	
16:45 ~ 17:00	0	7	0	150	21	20	10	10	5	4	0	220	227	
17:00 ~ 17:15	0	15	0	185	27	27	12	14	3	0	4	272	287	
17:15 ~ 17:30	2	12	0	193	11	31	22	15	0	3	0	275	289	
17:30 ~ 17:45	5	3	0	242	24	18	17	10	2	2	2	317	325	
17:45 ~ 18:00	5	7	0	165	10	21	17	17	2	3	0	235	247	
Total	126	294	19	7,836	983	1,167	823	562	74	105	23	11,573	12,012	

Sta.12.5km

Sta. 12Km+500

2nd Day (18 March, 2004)

Classification	Both Directions												Total for Motorized	Total for All Category
	Walker (Pedestrian, Cart, Farm Tractor)	Pedal Cycles (Bicycle)	Pedal Cycles (Cyclo, Bicycle-Trailer)	Motorbike (Motodope)	Motorbike-Trailer, Tricycles	Passenger Vehicle (Sedan, Wagon)	Pick-up Jeep Light Van	Light Truck	Short & Long Body Bus	Short & Long Body Truck	Semi & Full Trailer Truck			
6:00 ~ 6:15	2	3	0	115	20	13	7	8	0	3	0	166	171	
6:15 ~ 6:30	0	2	0	178	28	22	4	14	0	3	0	249	251	
6:30 ~ 6:45	17	10	0	214	28	21	10	7	0	0	0	280	307	
6:45 ~ 7:00	15	9	0	183	34	26	11	10	0	2	0	266	290	
7:00 ~ 7:15	8	9	0	266	18	23	17	14	0	0	0	338	355	
7:15 ~ 7:30	0	7	0	261	24	16	13	19	0	4	2	339	346	
7:30 ~ 7:45	3	6	2	217	25	18	10	8	2	0	0	280	291	
7:45 ~ 8:00	2	3	0	210	26	26	17	8	2	0	0	289	294	
8:00 ~ 8:15	2	10	0	174	23	34	25	11	6	2	0	275	287	
8:15 ~ 8:30	5	3	0	198	24	33	16	22	0	2	0	295	303	
8:30 ~ 8:45	0	2	0	208	23	27	22	12	0	4	0	296	298	
8:45 ~ 9:00	2	8	2	213	34	38	22	18	2	3	0	330	342	
9:00 ~ 9:15	0	4	2	167	20	28	16	12	0	3	4	250	256	
9:15 ~ 9:30	3	5	0	220	22	26	22	12	2	3	0	307	315	
9:30 ~ 9:45	4	4	0	152	22	26	16	5	2	2	0	225	233	
9:45 ~ 10:00	2	6	0	149	19	42	23	11	2	4	2	252	260	
10:00 ~ 10:15	7	4	0	167	14	21	32	12	2	0	3	251	262	
10:15 ~ 10:30	0	6	0	181	17	22	25	13	0	2	0	260	266	
10:30 ~ 10:45	4	5	0	180	28	30	30	14	0	0	0	282	291	
10:45 ~ 11:00	5	11	2	166	12	31	22	15	2	4	0	252	270	
11:00 ~ 11:15	2	2	0	158	26	16	25	13	0	0	2	240	244	
11:15 ~ 11:30	4	2	0	175	20	34	22	12	4	2	0	269	275	
11:30 ~ 11:45	0	7	0	177	17	52	14	4	2	2	0	268	275	
11:45 ~ 12:00	2	3	0	144	20	16	7	9	0	3	2	201	206	
12:00 ~ 12:15	2	4	0	88	13	27	14	9	0	0	0	151	157	
12:15 ~ 12:30	0	3	0	169	22	13	19	7	3	0	0	233	236	
12:30 ~ 12:45	3	2	3	121	27	15	18	4	0	0	0	185	193	
12:45 ~ 13:00	5	2	0	119	26	23	8	10	2	4	0	192	199	
13:00 ~ 13:15	0	5	2	131	19	18	13	6	4	6	0	197	204	
13:15 ~ 13:30	2	8	0	107	17	14	8	5	0	0	0	151	161	
13:30 ~ 13:45	0	0	0	106	24	29	15	14	0	3	0	191	191	
13:45 ~ 14:00	0	4	0	117	15	13	13	14	0	3	0	175	179	
14:00 ~ 14:15	4	2	0	131	11	22	17	18	2	2	2	205	211	
14:15 ~ 14:30	0	4	0	105	16	22	18	8	0	2	0	171	175	
14:30 ~ 14:45	0	6	0	118	20	23	17	17	0	0	0	195	201	
14:45 ~ 15:00	0	11	0	133	8	29	14	16	4	0	0	204	215	
15:00 ~ 15:15	0	7	0	117	21	30	14	12	2	3	0	199	206	
15:15 ~ 15:30	0	3	0	134	13	19	12	13	2	0	0	193	196	
15:30 ~ 15:45	2	6	0	176	18	21	18	6	3	0	0	242	250	
15:45 ~ 16:00	0	2	0	117	12	16	13	10	0	5	0	173	175	
16:00 ~ 16:15	0	7	2	119	12	26	18	13	2	8	0	198	207	
16:15 ~ 16:30	0	5	0	174	19	40	9	15	3	2	0	262	267	
16:30 ~ 16:45	0	8	0	138	19	25	14	16	0	2	0	214	222	
16:45 ~ 17:00	5	12	0	175	27	36	20	14	2	0	0	274	291	
17:00 ~ 17:15	2	0	0	207	32	32	12	10	0	2	0	295	297	
17:15 ~ 17:30	7	13	0	216	20	21	8	13	0	2	0	280	300	
17:30 ~ 17:45	7	14	0	265	17	28	17	11	3	4	0	345	366	
17:45 ~ 18:00	0	5	0	177	8	22	6	17	2	2	0	234	239	
Total	128	264	15	7,933	980	1,205	763	561	62	98	17	11,619	12,026	

Sta. 12Km+500 1st Day (17 March, 2004)

Classification	Both Directions				
	Walker (Pedestrian, Cart, Farm Tractor)	PC (veh)	MC (veh)	LV(veh)	HV (veh)
6:00 ~ 6:15	0	3	148	34	5
6:15 ~ 6:30	2	5	205	64	3
6:30 ~ 6:45	24	14	242	34	0
6:45 ~ 7:00	22	9	281	38	2
7:00 ~ 7:15	10	4	282	48	2
7:15 ~ 7:30	2	3	297	49	8
7:30 ~ 7:45	0	4	288	49	7
7:45 ~ 8:00	0	0	258	53	4
8:00 ~ 8:15	0	7	236	77	7
8:15 ~ 8:30	4	5	208	61	5
8:30 ~ 8:45	0	6	205	66	7
8:45 ~ 9:00	0	5	215	59	5
9:00 ~ 9:15	2	7	168	76	10
9:15 ~ 9:30	0	4	196	51	9
9:30 ~ 9:45	4	10	200	52	5
9:45 ~ 10:00	0	11	179	73	6
10:00 ~ 10:15	2	3	189	67	5
10:15 ~ 10:30	0	6	177	68	0
10:30 ~ 10:45	0	6	180	55	2
10:45 ~ 11:00	0	4	174	62	5
11:00 ~ 11:15	15	15	154	52	2
11:15 ~ 11:30	0	5	120	50	7
11:30 ~ 11:45	3	10	151	47	3
11:45 ~ 12:00	0	10	154	49	0
12:00 ~ 12:15	3	6	156	43	3
12:15 ~ 12:30	0	13	148	61	10
12:30 ~ 12:45	2	7	187	52	0
12:45 ~ 13:00	2	6	161	29	4
13:00 ~ 13:15	2	13	143	42	3
13:15 ~ 13:30	0	2	155	44	2
13:30 ~ 13:45	0	0	134	42	4
13:45 ~ 14:00	0	2	95	53	5
14:00 ~ 14:15	0	5	122	62	4
14:15 ~ 14:30	3	6	141	48	7
14:30 ~ 14:45	3	17	130	54	0
14:45 ~ 15:00	2	4	152	47	2
15:00 ~ 15:15	0	7	177	51	4
15:15 ~ 15:30	3	5	164	60	6
15:30 ~ 15:45	0	3	141	54	2
15:45 ~ 16:00	2	2	167	57	2
16:00 ~ 16:15	0	7	189	74	0
16:15 ~ 16:30	2	5	175	46	3
16:30 ~ 16:45	0	3	147	38	2
16:45 ~ 17:00	0	7	171	40	9
17:00 ~ 17:15	0	15	212	53	7
17:15 ~ 17:30	2	12	204	68	3
17:30 ~ 17:45	5	3	266	45	6
17:45 ~ 18:00	5	7	175	55	5
Total	126	313	8,819	2,552	202

	Both direction				
	PC (veh)	MC (veh)	LV (veh)	HV (veh)	Total for Both Directions
12 hours	313	8,819	2,552	202	11,886
24hours	329	10,583	3,062	263	14,237
Peak-hr	20	1,148	184	19	1,371

12hr-24hr Ratio : 1.05 1.20 1.20 1.30
 Peak-hr Ratio : 0.06 0.13 0.07 0.09 0.12

	Both direction				
	PC (pcu)	MC (pcu)	LV (pcu)	HV (pcu)	Total for Both Directions
PCU	0.25	0.25	1.25	3.75	
12 hours	78	2,205	3,190	758	6,231
24hours	82	2,646	3,828	986	7,542
Peak-hr	5	287	230	71	593

Sta.12.5km

Sta. 12Km+500 2nd Day (18 March, 2004)

Classification	Both Directions				
	Walker (Pedestrian, Cart, Farm Tractor)	PC (veh)	MC (veh)	LV(veh)	HV (veh)
6:00 ~ 6:15	2	3	135	28	3
6:15 ~ 6:30	0	2	206	40	3
6:30 ~ 6:45	17	10	242	38	0
6:45 ~ 7:00	15	9	217	47	2
7:00 ~ 7:15	8	9	284	54	0
7:15 ~ 7:30	0	7	285	48	6
7:30 ~ 7:45	3	8	242	36	2
7:45 ~ 8:00	2	3	236	51	2
8:00 ~ 8:15	2	10	197	70	8
8:15 ~ 8:30	5	3	222	71	2
8:30 ~ 8:45	0	2	231	61	4
8:45 ~ 9:00	2	10	247	78	5
9:00 ~ 9:15	0	6	187	56	7
9:15 ~ 9:30	3	5	242	60	5
9:30 ~ 9:45	4	4	174	47	4
9:45 ~ 10:00	2	6	168	76	8
10:00 ~ 10:15	7	4	181	65	5
10:15 ~ 10:30	0	6	198	60	2
10:30 ~ 10:45	4	5	208	74	0
10:45 ~ 11:00	5	13	178	68	6
11:00 ~ 11:15	2	2	184	54	2
11:15 ~ 11:30	4	2	195	68	6
11:30 ~ 11:45	0	7	194	70	4
11:45 ~ 12:00	2	3	164	32	5
12:00 ~ 12:15	2	4	101	50	0
12:15 ~ 12:30	0	3	191	39	3
12:30 ~ 12:45	3	5	148	37	0
12:45 ~ 13:00	5	2	145	41	6
13:00 ~ 13:15	0	7	150	37	10
13:15 ~ 13:30	2	8	124	27	0
13:30 ~ 13:45	0	0	130	58	3
13:45 ~ 14:00	0	4	132	40	3
14:00 ~ 14:15	4	2	142	57	6
14:15 ~ 14:30	0	4	121	48	2
14:30 ~ 14:45	0	6	138	57	0
14:45 ~ 15:00	0	11	141	59	4
15:00 ~ 15:15	0	7	138	56	5
15:15 ~ 15:30	0	3	147	44	2
15:30 ~ 15:45	2	6	194	45	3
15:45 ~ 16:00	0	2	129	39	5
16:00 ~ 16:15	0	9	131	57	10
16:15 ~ 16:30	0	5	193	64	5
16:30 ~ 16:45	0	8	157	55	2
16:45 ~ 17:00	5	12	202	70	2
17:00 ~ 17:15	2	0	239	54	2
17:15 ~ 17:30	7	13	236	42	2
17:30 ~ 17:45	7	14	282	56	7
17:45 ~ 18:00	0	5	185	45	4
Total	128	279	8,913	2,529	177

Both direction					
PC (veh)	MC (veh)	LV (veh)	HV (veh)	Total for Both Directions	
12 hours	279	8,913	2,529	177	11,898
24hours	293	10,696	3,035	230	14,254
Peak-hr	27	1,047	189	10	1,273

12hr-24hr Ratio : 1.05 1.20 1.20 1.30
Peak-hr Ratio : 0.1 0.12 0.07 0.06 0.11

Both direction					
PC (pcu)	MC (pcu)	LV (pcu)	HV (pcu)	Total for Both Directions	
PCU	0.25	0.25	1.25	3.75	
12 hours	70	2,228	3,161	664	6,123
24hours	73	2,674	3,794	863	7,404
Peak-hr	7	262	236	38	543

2 days Average Both direction					
PC (veh)	MC (veh)	LV (veh)	HV (veh)	Total for Both Directions	
12 hours	296	8,866	2,541	190	11,893
24hours	311	10,640	3,049	247	14,247
Peak-hr	24	1,098	187	15	1,324

Peak-hr Ratio : 0.08 0.12 0.08 0.08 0.11

2 days Average Both direction					
PC (pcu)	MC (pcu)	LV (pcu)	HV (pcu)	Total for Both Directions	
PCU	0.25	0.25	1.25	3.75	
12 hours	74	2,217	3,176	713	6,180
24hours	78	2,660	3,811	926	7,475
Peak-hr	6	275	234	56	571

Sta.14.5km

Sta. 14Km+500

1st Day (17 March, 2004)

Classification	East Bound (to Neak Loeng)											Total for East Bound
	Walker (Pedestrian, Cart, Farm Tractor)	Pedal Cycles (Bicycle)	Pedal Cycles (Cyclo, Bicycle-Trailer)	Motorbike (Motodope)	Motorbike-Trailer, Tricycles	Passenger Vehicle (Sedan, Wagon)	Pick-up Jeep Light Van	Light Truck	Short & Long Body Bus	Short & Long Body Truck	Semi & Full Trailer Truck	
6:00 ~ 6:15	0	3	0	64	4	7	7	4	4	5	0	98
6:15 ~ 6:30	2	5	0	64	7	17	7	5	0	7	0	114
6:30 ~ 6:45	2	8	0	80	18	9	0	2	0	0	0	119
6:45 ~ 7:00	0	2	0	92	35	5	7	3	0	2	0	146
7:00 ~ 7:15	2	2	0	99	20	7	8	7	0	0	0	145
7:15 ~ 7:30	0	7	0	112	17	14	5	5	0	4	0	164
7:30 ~ 7:45	3	7	0	135	17	17	7	4	2	0	0	192
7:45 ~ 8:00	2	5	0	103	8	10	13	4	2	4	0	151
8:00 ~ 8:15	2	3	0	99	13	27	13	10	2	3	0	172
8:15 ~ 8:30	2	2	0	124	17	14	23	4	2	2	0	190
8:30 ~ 8:45	0	3	0	97	10	19	12	4	2	0	0	147
8:45 ~ 9:00	2	2	0	129	14	15	18	5	2	3	2	192
9:00 ~ 9:15	3	2	0	92	10	17	7	5	0	2	0	138
9:15 ~ 9:30	0	4	0	85	10	10	13	4	2	3	0	131
9:30 ~ 9:45	5	3	0	78	12	9	8	7	0	0	0	122
9:45 ~ 10:00	3	2	0	73	13	10	19	3	0	2	0	125
10:00 ~ 10:15	5	4	0	92	10	17	8	5	0	5	0	146
10:15 ~ 10:30	2	2	0	92	12	9	8	3	0	2	0	130
10:30 ~ 10:45	8	7	0	78	10	9	5	4	0	2	0	123
10:45 ~ 11:00	0	2	0	75	14	18	7	4	0	2	0	122
11:00 ~ 11:15	3	3	0	58	12	7	15	4	0	0	0	102
11:15 ~ 11:30	5	9	2	80	9	8	8	4	0	2	0	127
11:30 ~ 11:45	3	3	0	85	12	10	4	5	0	0	0	122
11:45 ~ 12:00	2	3	0	50	5	9	7	3	0	5	0	84
12:00 ~ 12:15	0	4	0	94	10	7	9	3	0	2	0	129
12:15 ~ 12:30	0	2	0	63	10	12	5	2	2	0	0	96
12:30 ~ 12:45	0	3	0	98	24	12	5	8	0	0	0	150
12:45 ~ 13:00	3	5	0	102	29	5	5	3	3	2	0	157
13:00 ~ 13:15	0	4	0	77	14	9	5	3	0	3	0	115
13:15 ~ 13:30	5	4	0	44	8	12	13	8	0	3	0	97
13:30 ~ 13:45	2	2	0	62	3	12	10	3	0	0	0	94
13:45 ~ 14:00	2	0	0	58	5	5	5	3	2	0	0	80
14:00 ~ 14:15	2	7	0	52	8	15	15	4	0	0	2	105
14:15 ~ 14:30	0	3	0	55	2	14	5	3	2	3	0	87
14:30 ~ 14:45	0	5	0	50	10	12	4	2	0	0	0	83
14:45 ~ 15:00	3	7	0	58	10	10	10	5	2	3	0	108
15:00 ~ 15:15	0	7	0	59	9	10	7	2	2	2	0	98
15:15 ~ 15:30	4	3	0	92	7	9	7	4	0	2	0	128
15:30 ~ 15:45	3	2	0	63	4	8	13	4	0	4	0	101
15:45 ~ 16:00	0	4	0	80	12	9	7	3	0	3	0	118
16:00 ~ 16:15	3	3	0	72	7	18	9	4	0	0	0	116
16:15 ~ 16:30	2	7	0	54	13	9	13	7	0	2	0	107
16:30 ~ 16:45	0	10	0	78	7	10	9	3	0	2	0	119
16:45 ~ 17:00	0	4	0	89	9	9	3	5	2	0	0	121
17:00 ~ 17:15	0	2	0	88	18	5	7	2	0	2	2	126
17:15 ~ 17:30	8	7	0	84	5	8	9	5	0	0	0	126
17:30 ~ 17:45	2	9	0	105	9	5	4	7	0	0	0	141
17:45 ~ 18:00	4	4	0	79	8	4	4	2	0	2	0	107
Total	99	201	2	3,892	550	523	412	203	33	90	6	6,011

Sta.14.5km

Sta. 14Km+500

2nd Day (18 March, 2004)

Classification	East Bound (to Neak Loeng)											
	Walker (Pedestrian, Cart, Farm Tractor)	Pedal Cycles (Bicycle)	Pedal Cycles (Cyclo, Bicycle- Trailer)	Motorbike (Motodope)	Motorbike- Trailer, Tricycles	Passenger Vehicle (Sedan, Wagon)	Pick-up Jeep Light Van	Light Truck	Short & Long Body Bus	Short & Long Body Truck	Semi & Full Trailer Truck	Total for East Bound
6:00 ~ 6:15	0	3	0	62	4	9	3	4	2	3	0	90
6:15 ~ 6:30	4	3	0	52	8	3	7	7	0	3	0	87
6:30 ~ 6:45	4	4	0	64	9	9	7	2	0	0	0	99
6:45 ~ 7:00	2	4	0	97	37	4	3	2	0	2	0	151
7:00 ~ 7:15	0	0	0	147	35	13	9	5	2	3	0	214
7:15 ~ 7:30	0	3	0	73	8	8	5	4	0	3	0	104
7:30 ~ 7:45	0	3	4	98	5	14	5	8	2	3	0	142
7:45 ~ 8:00	2	2	0	103	14	13	9	5	2	0	0	150
8:00 ~ 8:15	5	4	0	75	8	19	12	3	2	4	0	132
8:15 ~ 8:30	0	0	0	128	13	19	7	7	2	0	0	176
8:30 ~ 8:45	3	3	0	110	12	17	20	3	0	0	0	168
8:45 ~ 9:00	0	4	0	107	12	17	12	8	4	0	0	164
9:00 ~ 9:15	4	5	4	124	13	17	13	14	0	0	0	194
9:15 ~ 9:30	4	3	0	94	14	19	4	4	0	2	0	144
9:30 ~ 9:45	7	7	0	93	12	12	9	3	2	2	0	147
9:45 ~ 10:00	0	2	0	75	10	10	9	3	0	2	0	111
10:00 ~ 10:15	2	3	0	88	13	13	4	4	2	2	2	133
10:15 ~ 10:30	2	7	0	95	7	12	10	8	0	2	0	143
10:30 ~ 10:45	8	3	0	83	8	13	4	5	0	2	0	126
10:45 ~ 11:00	2	3	0	59	8	13	4	3	0	2	0	94
11:00 ~ 11:15	7	8	0	83	12	10	10	4	0	0	0	134
11:15 ~ 11:30	2	3	0	65	9	9	4	7	2	2	0	103
11:30 ~ 11:45	0	9	0	72	5	10	5	2	2	2	0	107
11:45 ~ 12:00	2	4	0	78	14	3	4	3	0	2	2	112
12:00 ~ 12:15	2	5	0	65	10	13	3	0	2	3	0	103
12:15 ~ 12:30	0	2	0	28	7	8	9	3	2	2	0	61
12:30 ~ 12:45	0	4	0	67	9	4	8	7	2	0	0	101
12:45 ~ 13:00	0	8	0	90	40	10	4	2	2	3	0	159
13:00 ~ 13:15	2	8	0	83	12	10	8	5	2	0	0	130
13:15 ~ 13:30	0	2	0	62	13	8	9	0	0	2	0	96
13:30 ~ 13:45	4	4	0	48	10	5	5	8	3	2	0	89
13:45 ~ 14:00	3	0	0	49	5	8	5	5	0	0	0	75
14:00 ~ 14:15	2	2	0	38	10	12	8	3	2	2	0	79
14:15 ~ 14:30	0	0	0	75	8	10	9	2	0	0	0	104
14:30 ~ 14:45	2	3	0	58	8	7	13	3	3	0	0	97
14:45 ~ 15:00	4	7	0	53	9	13	5	5	0	0	0	96
15:00 ~ 15:15	0	2	0	49	9	10	7	2	0	0	0	79
15:15 ~ 15:30	0	3	0	69	5	14	12	4	2	0	0	109
15:30 ~ 15:45	0	3	0	90	7	7	13	2	3	5	0	130
15:45 ~ 16:00	0	4	0	84	12	9	5	2	0	2	0	118
16:00 ~ 16:15	0	3	0	83	10	13	10	4	0	2	0	125
16:15 ~ 16:30	5	7	0	68	12	10	5	10	0	3	0	120
16:30 ~ 16:45	0	4	0	67	9	12	7	4	0	0	0	103
16:45 ~ 17:00	0	2	0	104	10	5	7	12	0	2	0	142
17:00 ~ 17:15	0	5	0	74	14	12	7	7	0	0	0	119
17:15 ~ 17:30	12	4	0	82	13	3	4	3	0	2	0	123
17:30 ~ 17:45	3	5	0	73	4	7	9	3	0	0	0	104
17:45 ~ 18:00	2	4	0	105	7	9	4	4	0	0	0	135
Total	101	181	8	3,789	543	505	355	218	47	71	4	5,822

Sta.14.5km

Sta. 14Km+500

1st Day (17 March, 2004)

Classification	West Bound (to Phnom Penh)											
	Walker (Pedestrian, Cart, Farm Tractor)	Pedal Cycles (Bicycle)	Pedal Cycles (Cyclo, Bicycle- Trailer)	Motorbike (Motodope)	Motorbike- Trailer, Tricycles	Passenger Vehicle (Sedan, Wagon)	Pick-up Jeep Light Van	Light Truck	Short & Long Body Bus	Short & Long Body Truck	Semi & Full Trailer Truck	Total for West Bound
6:00 ~ 6:15	2	3	0	72	4	4	0	0	0	0	0	85
6:15 ~ 6:30	8	14	0	103	12	7	10	9	0	0	0	163
6:30 ~ 6:45	8	7	0	123	8	10	3	3	2	0	0	164
6:45 ~ 7:00	5	9	2	119	14	5	8	3	0	0	0	165
7:00 ~ 7:15	9	4	0	119	25	13	8	2	0	2	2	184
7:15 ~ 7:30	2	3	0	135	19	12	5	2	0	2	0	180
7:30 ~ 7:45	4	4	0	119	13	5	8	3	2	2	0	160
7:45 ~ 8:00	3	2	0	104	22	15	9	5	2	0	0	162
8:00 ~ 8:15	2	4	0	107	13	14	7	7	0	3	0	157
8:15 ~ 8:30	4	3	0	102	8	7	12	5	2	2	0	145
8:30 ~ 8:45	2	2	0	100	14	10	12	3	0	4	0	147
8:45 ~ 9:00	2	3	0	104	8	4	9	2	0	4	0	136
9:00 ~ 9:15	2	0	0	109	8	11	15	2	3	3	0	153
9:15 ~ 9:30	2	2	0	99	10	7	14	7	0	4	0	145
9:30 ~ 9:45	2	4	0	84	8	7	4	3	2	3	0	117
9:45 ~ 10:00	7	4	0	82	7	18	12	3	0	0	0	133
10:00 ~ 10:15	0	5	0	80	7	4	19	0	0	2	0	117
10:15 ~ 10:30	2	0	2	82	9	20	22	9	0	0	0	146
10:30 ~ 10:45	4	0	0	69	7	8	8	7	2	0	0	105
10:45 ~ 11:00	2	2	0	99	4	9	14	7	2	3	0	142
11:00 ~ 11:15	0	9	0	99	48	15	5	3	0	0	0	179
11:15 ~ 11:30	7	2	0	59	8	4	12	7	2	3	0	104
11:30 ~ 11:45	0	4	0	54	9	8	8	4	0	2	0	89
11:45 ~ 12:00	2	5	0	65	9	2	10	4	0	0	0	97
12:00 ~ 12:15	3	5	0	65	12	10	10	3	0	2	0	110
12:15 ~ 12:30	2	7	0	50	12	7	18	2	3	3	2	106
12:30 ~ 12:45	0	3	0	59	12	5	7	0	0	3	0	89
12:45 ~ 13:00	2	3	0	65	13	10	7	4	0	2	0	106
13:00 ~ 13:15	0	5	2	59	10	10	7	2	0	3	0	98
13:15 ~ 13:30	0	2	0	68	13	9	12	7	2	0	0	113
13:30 ~ 13:45	0	7	0	53	9	7	12	8	0	0	0	96
13:45 ~ 14:00	2	2	0	42	7	2	4	4	2	0	0	65
14:00 ~ 14:15	3	8	0	48	13	5	4	5	0	0	0	86
14:15 ~ 14:30	0	2	0	53	5	10	14	4	0	2	0	90
14:30 ~ 14:45	2	3	0	50	9	8	9	8	2	3	0	94
14:45 ~ 15:00	8	0	0	67	8	9	10	4	0	0	0	106
15:00 ~ 15:15	0	3	0	57	5	9	7	5	2	2	0	90
15:15 ~ 15:30	0	2	0	54	3	7	9	8	3	3	0	89
15:30 ~ 15:45	3	4	0	67	5	7	9	5	0	2	0	102
15:45 ~ 16:00	0	3	0	84	5	9	9	4	0	3	2	119
16:00 ~ 16:15	0	2	0	74	8	23	8	5	0	0	0	120
16:15 ~ 16:30	3	2	0	62	8	9	4	7	3	2	0	100
16:30 ~ 16:45	5	5	0	69	4	7	9	4	2	0	0	105
16:45 ~ 17:00	0	4	0	74	35	15	8	2	2	0	0	140
17:00 ~ 17:15	2	10	0	82	8	14	10	9	3	2	0	140
17:15 ~ 17:30	0	13	0	73	7	9	10	2	0	2	0	116
17:30 ~ 17:45	8	13	0	72	2	9	8	0	2	0	0	114
17:45 ~ 18:00	2	2	0	72	2	12	5	4	0	0	0	99
Total	126	205	6	3,807	509	441	444	206	45	73	6	5,868

Sta.14.5km

Sta. 14Km+500

2nd Day (18 March, 2004)

West Bound (to Phnom Penh)

Classification	West Bound (to Phnom Penh)											
	Walker (Pedestrian, Cart, Farm Tractor)	Pedal Cycles (Bicycle)	Pedal Cycles (Cyclo, Bicycle- Trailer)	Motorbike (Motodope)	Motorbike- Trailer, Tricycles	Passenger Vehicle (Sedan, Wagon)	Pick-up Jeep Light Van	Light Truck	Short & Long Body Bus	Short & Long Body Truck	Semi & Full Trailer Truck	Total for West Bound
6:00 ~ 6:15	0	4	0	99	3	7	0	2	0	0	0	115
6:15 ~ 6:30	3	3	0	98	3	18	5	12	0	2	0	144
6:30 ~ 6:45	12	3	0	102	12	9	2	2	0	0	0	142
6:45 ~ 7:00	4	3	0	138	13	7	13	2	0	3	0	183
7:00 ~ 7:15	3	5	0	147	32	9	10	3	0	0	0	209
7:15 ~ 7:30	3	2	0	128	18	3	12	2	0	2	0	170
7:30 ~ 7:45	4	3	0	122	15	7	2	3	0	0	0	156
7:45 ~ 8:00	2	2	0	99	17	9	10	2	3	2	0	146
8:00 ~ 8:15	8	0	0	92	10	10	14	4	2	4	0	144
8:15 ~ 8:30	0	4	0	97	13	5	8	5	0	2	0	134
8:30 ~ 8:45	4	3	0	77	12	7	7	5	0	4	0	119
8:45 ~ 9:00	0	2	0	129	10	10	10	2	0	4	0	167
9:00 ~ 9:15	0	3	0	102	13	9	5	0	0	4	0	136
9:15 ~ 9:30	0	2	0	82	2	7	12	0	2	2	0	109
9:30 ~ 9:45	2	0	0	97	5	18	13	3	0	0	0	138
9:45 ~ 10:00	0	3	0	79	7	10	14	0	0	3	0	116
10:00 ~ 10:15	4	2	0	102	5	13	18	4	0	0	0	148
10:15 ~ 10:30	0	5	0	65	9	9	10	7	0	2	0	107
10:30 ~ 10:45	0	0	0	72	9	15	19	0	2	2	0	119
10:45 ~ 11:00	7	2	0	53	5	12	18	5	0	2	0	104
11:00 ~ 11:15	4	9	0	84	49	5	15	5	0	2	0	173
11:15 ~ 11:30	4	3	0	63	10	18	15	4	0	2	0	119
11:30 ~ 11:45	2	3	0	74	9	23	12	4	0	0	0	127
11:45 ~ 12:00	2	2	0	59	14	8	8	7	0	0	0	100
12:00 ~ 12:15	3	2	0	67	5	7	7	3	2	2	0	98
12:15 ~ 12:30	3	4	0	54	10	8	15	5	2	3	0	104
12:30 ~ 12:45	0	5	0	43	12	13	10	2	0	3	0	88
12:45 ~ 13:00	0	0	0	34	8	10	12	3	0	0	0	67
13:00 ~ 13:15	0	0	0	69	10	3	4	4	2	5	0	97
13:15 ~ 13:30	2	4	0	65	9	10	8	4	0	0	0	102
13:30 ~ 13:45	3	4	0	59	14	5	7	3	0	4	0	99
13:45 ~ 14:00	8	4	0	59	7	8	8	4	0	2	0	100
14:00 ~ 14:15	4	2	0	50	9	10	5	7	0	2	0	89
14:15 ~ 14:30	4	2	0	57	7	12	5	8	0	2	0	97
14:30 ~ 14:45	2	9	0	52	8	4	13	5	0	2	0	95
14:45 ~ 15:00	0	7	0	44	5	13	8	8	0	2	0	87
15:00 ~ 15:15	9	0	0	57	10	12	4	3	0	3	0	98
15:15 ~ 15:30	2	3	0	84	13	8	5	4	0	0	0	119
15:30 ~ 15:45	0	5	0	78	8	15	4	7	2	0	0	119
15:45 ~ 16:00	4	4	0	59	5	3	9	8	0	2	0	94
16:00 ~ 16:15	7	2	0	62	9	17	9	4	2	0	0	112
16:15 ~ 16:30	0	9	0	84	4	13	5	4	3	0	0	122
16:30 ~ 16:45	2	3	0	78	7	12	12	3	0	3	0	120
16:45 ~ 17:00	3	8	0	110	34	13	7	3	0	0	0	178
17:00 ~ 17:15	3	12	0	85	7	15	13	5	3	0	0	143
17:15 ~ 17:30	0	13	0	75	9	9	3	4	0	2	0	115
17:30 ~ 17:45	2	7	0	77	4	8	8	4	2	2	0	114
17:45 ~ 18:00	0	2	0	63	5	10	2	7	0	2	0	91
Total	129	179	0	3,825	514	486	435	195	27	83	0	5,873

Sta.14.5km

Sta. 14Km+500

1st Day (17 March, 2004)

Classification	Both Directions												Total for Motorized	Total for All Category
	Walker (Pedestrian, Cart, Farm Tractor)	Pedal Cycles (Bicycle)	Pedal Cycles (Cycle, Bicycle-Trailer)	Motorbike (Motodope)	Motorbike-Trailer, Tricycles	Passenger Vehicle (Sedan, Wagon)	Pick-up Jeep Light Van	Light Truck	Short & Long Body Bus	Short & Long Body Truck	Semi & Full Trailer Truck			
6:00 ~ 6:15	2	6	0	136	8	11	7	4	4	5	0	175	183	
6:15 ~ 6:30	10	19	0	167	19	24	17	14	0	7	0	248	277	
6:30 ~ 6:45	10	15	0	203	26	19	3	5	2	0	0	258	283	
6:45 ~ 7:00	5	11	2	211	49	10	15	6	0	2	0	293	311	
7:00 ~ 7:15	11	6	0	218	45	20	16	9	0	2	2	312	329	
7:15 ~ 7:30	2	10	0	247	36	26	10	7	0	6	0	332	344	
7:30 ~ 7:45	7	11	0	254	30	22	15	7	4	2	0	334	352	
7:45 ~ 8:00	5	7	0	207	30	25	22	9	4	4	0	301	313	
8:00 ~ 8:15	4	7	0	206	26	41	20	17	2	6	0	318	329	
8:15 ~ 8:30	6	5	0	226	25	21	35	9	4	4	0	324	335	
8:30 ~ 8:45	2	5	0	197	24	29	24	7	2	4	0	287	294	
8:45 ~ 9:00	4	5	0	233	22	19	27	7	2	7	2	319	328	
9:00 ~ 9:15	5	2	0	201	18	28	22	7	3	5	0	284	291	
9:15 ~ 9:30	2	6	0	184	20	17	27	11	2	7	0	268	276	
9:30 ~ 9:45	7	7	0	162	20	16	12	10	2	3	0	225	239	
9:45 ~ 10:00	10	6	0	155	20	28	31	6	0	2	0	242	258	
10:00 ~ 10:15	5	9	0	172	17	21	27	5	0	7	0	249	263	
10:15 ~ 10:30	4	2	2	174	21	29	30	12	0	2	0	268	276	
10:30 ~ 10:45	12	7	0	147	17	17	13	11	2	2	0	209	228	
10:45 ~ 11:00	2	4	0	174	18	27	21	11	2	5	0	258	264	
11:00 ~ 11:15	3	12	0	157	60	22	20	7	0	0	0	266	281	
11:15 ~ 11:30	12	11	2	139	17	12	20	11	2	5	0	206	231	
11:30 ~ 11:45	3	7	0	139	21	18	12	9	0	2	0	201	211	
11:45 ~ 12:00	4	8	0	115	14	11	17	7	0	5	0	169	181	
12:00 ~ 12:15	3	9	0	159	22	17	19	6	0	4	0	227	239	
12:15 ~ 12:30	2	9	0	113	22	19	23	4	5	3	2	191	202	
12:30 ~ 12:45	0	6	0	157	36	17	12	8	0	3	0	233	239	
12:45 ~ 13:00	5	8	0	167	42	15	12	7	3	4	0	250	263	
13:00 ~ 13:15	0	9	2	136	24	19	12	5	0	6	0	202	213	
13:15 ~ 13:30	5	6	0	112	21	21	25	15	2	3	0	199	210	
13:30 ~ 13:45	2	9	0	115	12	19	22	11	0	0	0	179	190	
13:45 ~ 14:00	4	2	0	100	12	7	9	7	4	0	0	139	145	
14:00 ~ 14:15	5	15	0	100	21	20	19	9	0	0	2	171	191	
14:15 ~ 14:30	0	5	0	108	7	24	19	7	2	5	0	172	177	
14:30 ~ 14:45	2	8	0	100	19	20	13	10	2	3	0	167	177	
14:45 ~ 15:00	11	7	0	125	18	19	20	9	2	3	0	196	214	
15:00 ~ 15:15	0	10	0	116	14	19	14	7	4	4	0	178	188	
15:15 ~ 15:30	4	5	0	146	10	16	16	12	3	5	0	208	217	
15:30 ~ 15:45	6	6	0	130	9	15	22	9	0	6	0	191	203	
15:45 ~ 16:00	0	7	0	164	17	18	16	7	0	6	2	230	237	
16:00 ~ 16:15	3	5	0	146	15	41	17	9	0	0	0	228	236	
16:15 ~ 16:30	5	9	0	116	21	18	17	14	3	4	0	193	207	
16:30 ~ 16:45	5	15	0	147	11	17	18	7	2	2	0	204	224	
16:45 ~ 17:00	0	8	0	163	44	24	11	7	4	0	0	253	261	
17:00 ~ 17:15	2	12	0	170	26	19	17	11	3	4	2	252	266	
17:15 ~ 17:30	8	20	0	157	12	17	19	7	0	2	0	214	242	
17:30 ~ 17:45	10	22	0	177	11	14	12	7	2	0	0	223	255	
17:45 ~ 18:00	6	6	0	151	10	16	9	6	0	2	0	194	206	
Total	225	406	8	7,699	1,059	964	856	409	78	163	12	11,240	11,879	

Sta.14.5km

Sta. 14Km+500

2nd Day (18 March, 2004)

Classification	Both Directions												Total for Motorized	Total for All Category
	Walker (Pedestrian, Cart, Farm Tractor)	Pedal Cycles (Bicycle)	Pedal Cycles (Cycle, Bicycle-Trailer)	Motorbike (Motodope)	Motorbike-Trailer, Tricycles	Passenger Vehicle (Sedan, Wagon)	Pick-up Jeep Light Van	Light Truck	Short & Long Body Bus	Short & Long Body Truck	Semi & Full Trailer Truck			
6:00 ~ 6:15	0	7	0	161	7	16	3	6	2	3	0	198	205	
6:15 ~ 6:30	7	6	0	150	11	21	12	19	0	5	0	218	231	
6:30 ~ 6:45	16	7	0	166	21	18	9	4	0	0	0	218	241	
6:45 ~ 7:00	6	7	0	235	50	11	16	4	0	5	0	321	334	
7:00 ~ 7:15	3	5	0	294	67	22	19	8	2	3	0	415	423	
7:15 ~ 7:30	3	5	0	201	26	11	17	6	0	5	0	266	274	
7:30 ~ 7:45	4	6	4	220	20	21	7	11	2	3	0	284	298	
7:45 ~ 8:00	4	4	0	202	31	22	19	7	5	2	0	288	296	
8:00 ~ 8:15	13	4	0	167	18	29	26	7	4	8	0	259	276	
8:15 ~ 8:30	0	4	0	225	26	24	15	12	2	2	0	306	310	
8:30 ~ 8:45	7	6	0	187	24	24	27	8	0	4	0	274	287	
8:45 ~ 9:00	0	6	0	236	22	27	22	10	4	4	0	325	331	
9:00 ~ 9:15	4	8	4	226	26	26	18	14	0	4	0	314	330	
9:15 ~ 9:30	4	5	0	176	16	26	16	4	2	4	0	244	253	
9:30 ~ 9:45	9	7	0	190	17	30	22	6	2	2	0	269	285	
9:45 ~ 10:00	0	5	0	154	17	20	22	3	0	5	0	222	227	
10:00 ~ 10:15	6	5	0	190	18	26	22	8	2	2	2	270	281	
10:15 ~ 10:30	2	12	0	160	16	21	20	15	0	4	0	236	250	
10:30 ~ 10:45	8	3	0	155	17	28	23	5	2	4	0	234	245	
10:45 ~ 11:00	9	5	0	112	13	25	22	8	0	4	0	184	198	
11:00 ~ 11:15	11	17	0	167	61	15	25	9	0	2	0	279	307	
11:15 ~ 11:30	6	6	0	128	19	27	19	11	2	4	0	210	222	
11:30 ~ 11:45	2	12	0	146	14	33	17	6	2	2	0	220	234	
11:45 ~ 12:00	4	6	0	137	28	11	12	10	0	2	2	202	212	
12:00 ~ 12:15	5	7	0	132	15	20	10	3	4	5	0	189	201	
12:15 ~ 12:30	3	6	0	82	17	16	24	8	4	5	0	156	165	
12:30 ~ 12:45	0	9	0	110	21	17	18	9	2	3	0	180	189	
12:45 ~ 13:00	0	8	0	124	48	20	16	5	2	3	0	218	226	
13:00 ~ 13:15	2	8	0	152	22	13	12	9	4	5	0	217	227	
13:15 ~ 13:30	2	6	0	127	22	18	17	4	0	2	0	190	198	
13:30 ~ 13:45	7	8	0	107	24	10	12	11	3	6	0	173	188	
13:45 ~ 14:00	11	4	0	108	12	16	13	9	0	2	0	160	175	
14:00 ~ 14:15	6	4	0	88	19	22	13	10	2	4	0	158	168	
14:15 ~ 14:30	4	2	0	132	15	22	14	10	0	2	0	195	201	
14:30 ~ 14:45	4	12	0	110	16	11	26	8	3	2	0	176	192	
14:45 ~ 15:00	4	14	0	97	14	26	13	13	0	2	0	165	183	
15:00 ~ 15:15	9	2	0	106	19	22	11	5	0	3	0	166	177	
15:15 ~ 15:30	2	6	0	153	18	22	17	8	2	0	0	220	228	
15:30 ~ 15:45	0	8	0	168	15	22	17	9	5	5	0	241	249	
15:45 ~ 16:00	4	8	0	143	17	12	14	10	0	4	0	200	212	
16:00 ~ 16:15	7	5	0	145	19	30	19	8	2	2	0	225	237	
16:15 ~ 16:30	5	16	0	152	16	23	10	14	3	3	0	221	242	
16:30 ~ 16:45	2	7	0	145	16	24	19	7	0	3	0	214	223	
16:45 ~ 17:00	3	10	0	214	44	18	14	15	0	2	0	307	320	
17:00 ~ 17:15	3	17	0	159	21	27	20	12	3	0	0	242	262	
17:15 ~ 17:30	12	17	0	157	22	12	7	7	0	4	0	209	238	
17:30 ~ 17:45	5	12	0	150	8	15	17	7	2	2	0	201	218	
17:45 ~ 18:00	2	6	0	168	12	19	6	11	0	2	0	218	226	
Total	230	360	8	7,614	1,057	991	790	413	74	154	4	11,097	11,695	

Sta. 14Km+500 1st Day (17 March, 2004)

Classification	Both Directions				
	Walker (Pedestrian, Cart, Farm Tractor)	PC (veh)	MC (veh)	LV(veh)	HV (veh)
6:00 ~ 6:15	2	6	144	22	9
6:15 ~ 6:30	10	19	186	55	7
6:30 ~ 6:45	10	15	229	27	2
6:45 ~ 7:00	5	13	260	31	2
7:00 ~ 7:15	11	6	263	45	4
7:15 ~ 7:30	2	10	283	43	6
7:30 ~ 7:45	7	11	284	44	6
7:45 ~ 8:00	5	7	237	56	8
8:00 ~ 8:15	4	7	232	78	8
8:15 ~ 8:30	6	5	251	65	8
8:30 ~ 8:45	2	5	221	60	6
8:45 ~ 9:00	4	5	255	53	11
9:00 ~ 9:15	5	2	219	57	8
9:15 ~ 9:30	2	6	204	55	9
9:30 ~ 9:45	7	7	182	38	5
9:45 ~ 10:00	10	6	175	65	2
10:00 ~ 10:15	5	9	189	53	7
10:15 ~ 10:30	4	4	195	71	2
10:30 ~ 10:45	12	7	164	41	4
10:45 ~ 11:00	2	4	192	59	7
11:00 ~ 11:15	3	12	217	49	0
11:15 ~ 11:30	12	13	156	43	7
11:30 ~ 11:45	3	7	160	39	2
11:45 ~ 12:00	4	8	129	35	5
12:00 ~ 12:15	3	9	181	42	4
12:15 ~ 12:30	2	9	135	46	10
12:30 ~ 12:45	0	6	193	37	3
12:45 ~ 13:00	5	8	209	34	7
13:00 ~ 13:15	0	11	160	36	6
13:15 ~ 13:30	5	6	133	61	5
13:30 ~ 13:45	2	9	127	52	0
13:45 ~ 14:00	4	2	112	23	4
14:00 ~ 14:15	5	15	121	48	2
14:15 ~ 14:30	0	5	115	50	7
14:30 ~ 14:45	2	8	119	43	5
14:45 ~ 15:00	11	7	143	48	5
15:00 ~ 15:15	0	10	130	40	8
15:15 ~ 15:30	4	5	156	44	8
15:30 ~ 15:45	6	6	139	46	6
15:45 ~ 16:00	0	7	181	41	8
16:00 ~ 16:15	3	5	161	67	0
16:15 ~ 16:30	5	9	137	49	7
16:30 ~ 16:45	5	15	158	42	4
16:45 ~ 17:00	0	8	207	42	4
17:00 ~ 17:15	2	12	196	47	9
17:15 ~ 17:30	8	20	169	43	2
17:30 ~ 17:45	10	22	188	33	2
17:45 ~ 18:00	6	6	161	31	2
Total	225	414	8,758	2,229	253

Both direction					
	PC (veh)	MC (veh)	LV (veh)	HV (veh)	Total for Both Directions
12 hours	414	8,758	2,229	253	11,654
24hours	435	10,510	2,675	329	13,949
Peak-hr	35	1,036	221	28	1,320

12hr-24hr Ratio : 1.05 1.20 1.20 1.30
 Peak-hr Ratio : 0.08 0.12 0.1 0.11 0.11

Both direction					
	PC (pcu)	MC (pcu)	LV (pcu)	HV (pcu)	Total for Both Directions
PCU	0.25	0.25	1.25	3.75	
12 hours	104	2,190	2,786	949	6,029
24hours	109	2,628	3,344	1,234	7,315
Peak-hr	9	259	276	105	649

Sta. 14Km+500 2nd Day (18 March, 2004)

Classification	Both Directions				
	Walker (Pedestrian, Cart, Farm Tractor)	PC (veh)	MC (veh)	LV(veh)	HV (veh)
6:00 ~ 6:15	0	7	168	25	5
6:15 ~ 6:30	7	6	161	52	5
6:30 ~ 6:45	16	7	187	31	0
6:45 ~ 7:00	6	7	285	31	5
7:00 ~ 7:15	3	5	361	49	5
7:15 ~ 7:30	3	5	227	34	5
7:30 ~ 7:45	4	10	240	39	5
7:45 ~ 8:00	4	4	233	48	7
8:00 ~ 8:15	13	4	185	62	12
8:15 ~ 8:30	0	4	251	51	4
8:30 ~ 8:45	7	6	211	59	4
8:45 ~ 9:00	0	6	258	59	8
9:00 ~ 9:15	4	12	252	58	4
9:15 ~ 9:30	4	5	192	46	6
9:30 ~ 9:45	9	7	207	58	4
9:45 ~ 10:00	0	5	171	46	5
10:00 ~ 10:15	6	5	208	56	6
10:15 ~ 10:30	2	12	176	56	4
10:30 ~ 10:45	8	3	172	56	6
10:45 ~ 11:00	9	5	125	55	4
11:00 ~ 11:15	11	17	228	49	2
11:15 ~ 11:30	6	6	147	57	6
11:30 ~ 11:45	2	12	160	56	4
11:45 ~ 12:00	4	6	165	33	4
12:00 ~ 12:15	5	7	147	33	9
12:15 ~ 12:30	3	6	99	48	9
12:30 ~ 12:45	0	9	131	44	5
12:45 ~ 13:00	0	8	172	41	5
13:00 ~ 13:15	2	8	174	34	9
13:15 ~ 13:30	2	6	149	39	2
13:30 ~ 13:45	7	8	131	33	9
13:45 ~ 14:00	11	4	120	38	2
14:00 ~ 14:15	6	4	107	45	6
14:15 ~ 14:30	4	2	147	46	2
14:30 ~ 14:45	4	12	126	45	5
14:45 ~ 15:00	4	14	111	52	2
15:00 ~ 15:15	9	2	125	38	3
15:15 ~ 15:30	2	6	171	47	2
15:30 ~ 15:45	0	8	183	48	10
15:45 ~ 16:00	4	8	160	36	4
16:00 ~ 16:15	7	5	164	57	4
16:15 ~ 16:30	5	16	168	47	6
16:30 ~ 16:45	2	7	161	50	3
16:45 ~ 17:00	3	10	258	47	2
17:00 ~ 17:15	3	17	180	59	3
17:15 ~ 17:30	12	17	179	26	4
17:30 ~ 17:45	5	12	158	39	4
17:45 ~ 18:00	2	6	180	36	2
Total	230	368	8,671	2,194	232

Both direction					
	PC (veh)	MC (veh)	LV (veh)	HV (veh)	Total for Both Directions
12 hours	368	8,671	2,194	232	11,465
24hours	386	10,405	2,633	302	13,726
Peak-hr	27	1,113	153	20	1,313
12hr-24hr Ratio :	1.05	1.20	1.20	1.30	
Peak-hr Ratio :	0.07	0.13	0.07	0.09	0.11

Both direction					
	PC (pcu)	MC (pcu)	LV (pcu)	HV (pcu)	Total for Both Directions
PCU	0.25	0.25	1.25	3.75	
12 hours	92	2,168	2,743	870	5,873
24hours	97	2,601	3,291	1,133	7,122
Peak-hr	7	278	191	75	551

2 days Average

Both direction					
	PC (veh)	MC (veh)	LV (veh)	HV (veh)	Total for Both Directions
12 hours	391	8,715	2,212	243	11,561
24hours	411	10,458	2,654	316	13,839
Peak-hr	31	1,075	187	24	1,317
Peak-hr Ratio :	0.08	0.12	0.08	0.1	0.11

2 days Average

Both direction					
	PC (pcu)	MC (pcu)	LV (pcu)	HV (pcu)	Total for Both Directions
PCU	0.25	0.25	1.25	3.75	
12 hours	98	2,179	2,765	911	5,953
24hours	103	2,615	3,318	1,185	7,221
Peak-hr	8	269	234	90	601

Sta.34.5km

Sta. 34Km+500

1st Day (18 March, 2004)

Classification	East Bound (to Neak Loeung)											
	Walker (Pedesrian, Cart, Farm Tractor)	Pedal Cycles (Bicycle)	Pedal Cycles (Cycle, Bicycle- Trailer)	Motorbike (Motodope)	Motorbike- Trailer, Tricycles	Passenger Vehicle (Sedan, Wagon)	Pick-up Jeep Light Van	Light Truck	Short & Long Body Bus	Short & Long Body Truck	Semi & Full Trailer Truck	Total for East Bound
6:00 ~ 6:15	4	4	0	23	3	8	0	8	0	5	4	59
6:15 ~ 6:30	3	10	0	28	3	3	0	2	0	7	0	56
6:30 ~ 6:45	0	8	0	37	4	10	4	2	2	0	0	67
6:45 ~ 7:00	3	12	0	44	9	2	9	0	0	3	2	84
7:00 ~ 7:15	7	69	0	40	2	4	2	2	0	5	0	131
7:15 ~ 7:30	0	18	0	48	5	5	2	0	0	3	0	81
7:30 ~ 7:45	2	10	0	30	4	14	4	3	2	4	0	73
7:45 ~ 8:00	2	9	0	28	3	5	5	0	0	2	0	54
8:00 ~ 8:15	0	2	0	43	5	10	7	5	3	0	0	75
8:15 ~ 8:30	0	4	0	49	5	12	7	4	0	0	0	81
8:30 ~ 8:45	0	3	0	80	3	15	12	4	3	2	0	122
8:45 ~ 9:00	0	5	0	35	8	20	10	3	0	2	0	83
9:00 ~ 9:15	0	4	0	27	12	13	14	2	0	0	0	72
9:15 ~ 9:30	0	3	0	18	0	14	12	0	4	2	0	53
9:30 ~ 9:45	8	7	0	34	4	17	12	7	0	2	0	91
9:45 ~ 10:00	3	3	0	33	8	9	3	2	0	2	0	63
10:00 ~ 10:15	0	5	0	25	4	15	12	2	0	2	0	65
10:15 ~ 10:30	0	12	0	33	9	9	8	3	2	0	0	76
10:30 ~ 10:45	2	3	0	32	7	4	4	3	0	2	2	59
10:45 ~ 11:00	0	8	0	15	5	10	10	4	0	3	2	57
11:00 ~ 11:15	0	8	0	17	2	13	7	3	0	3	0	53
11:15 ~ 11:30	2	4	0	13	3	8	5	5	0	3	0	43
11:30 ~ 11:45	0	0	0	5	17	4	14	2	0	2	0	44
11:45 ~ 12:00	0	12	0	18	8	8	4	0	0	3	0	53
12:00 ~ 12:15	2	8	0	19	4	8	4	3	3	2	0	53
12:15 ~ 12:30	3	7	0	18	7	0	5	2	0	2	2	46
12:30 ~ 12:45	3	14	0	15	4	5	4	0	2	2	0	49
12:45 ~ 13:00	2	34	0	17	4	8	8	0	2	0	0	75
13:00 ~ 13:15	0	33	0	32	2	4	10	4	0	2	0	87
13:15 ~ 13:30	0	18	3	24	4	12	7	5	0	3	0	76
13:30 ~ 13:45	0	9	3	23	3	3	7	0	3	0	0	51
13:45 ~ 14:00	0	8	0	33	9	5	10	4	3	4	0	76
14:00 ~ 14:15	0	3	0	17	4	7	2	0	0	4	0	37
14:15 ~ 14:30	0	2	0	18	4	7	4	2	0	3	0	40
14:30 ~ 14:45	0	3	0	24	0	8	7	2	2	0	0	46
14:45 ~ 15:00	0	0	0	33	2	5	8	4	0	0	0	52
15:00 ~ 15:15	0	4	0	22	4	8	12	2	3	0	0	55
15:15 ~ 15:30	3	4	3	18	3	5	4	2	0	0	0	42
15:30 ~ 15:45	0	3	0	13	4	14	12	8	3	2	0	59
15:45 ~ 16:00	0	3	0	23	3	7	12	0	2	2	0	52
16:00 ~ 16:15	0	3	0	27	4	8	9	3	0	3	0	57
16:15 ~ 16:30	0	3	0	25	5	7	4	3	0	2	0	49
16:30 ~ 16:45	3	4	0	18	7	9	10	2	0	2	0	55
16:45 ~ 17:00	2	4	0	30	3	17	7	2	0	3	0	68
17:00 ~ 17:15	4	8	0	17	9	7	8	2	0	3	0	58
17:15 ~ 17:30	4	4	0	12	0	8	3	0	0	3	0	34
17:30 ~ 17:45	0	0	0	15	5	7	0	2	0	3	0	32
17:45 ~ 18:00	5	5	0	14	5	2	8	0	2	4	0	45
Total	67	407	9	1,262	232	403	332	118	41	106	12	2,989

Sta.34.5km

Sta. 34Km+500

2nd Day (19 March, 2004)

Classification	East Bound (to Neak Loeung)											
	Walker (Pedestrian, Cart, Farm Tractor)	Pedal Cycles (Bicycle)	Pedal Cycles (Cyclo, Bicycle- Trailer)	Motorbike (Motodope)	Motorbike- Trailer, Tricycles	Passenger Vehicle (Sedan, Wagon)	Pick-up Jeep Light Van	Light Truck	Short & Long Body Bus	Short & Long Body Truck	Semi & Full Trailer Truck	Total for East Bound
6:00 ~ 6:15	0	7	0	19	4	5	3	5	0	3	0	46
6:15 ~ 6:30	0	8	2	29	5	5	2	4	0	4	0	59
6:30 ~ 6:45	7	8	2	28	10	7	0	5	2	0	0	69
6:45 ~ 7:00	7	50	0	35	7	5	5	2	0	2	0	113
7:00 ~ 7:15	8	55	0	48	8	8	4	3	0	5	0	139
7:15 ~ 7:30	4	23	0	27	9	7	7	2	0	2	0	81
7:30 ~ 7:45	3	12	0	39	3	7	4	2	2	3	0	75
7:45 ~ 8:00	5	13	0	40	4	9	5	2	0	5	0	83
8:00 ~ 8:15	0	2	0	28	2	5	5	2	2	0	0	46
8:15 ~ 8:30	0	8	0	15	4	15	4	5	2	0	0	53
8:30 ~ 8:45	3	5	0	35	3	17	5	2	3	3	0	76
8:45 ~ 9:00	0	10	0	37	4	13	10	2	0	2	0	78
9:00 ~ 9:15	0	3	0	24	7	13	5	0	2	0	0	54
9:15 ~ 9:30	0	3	0	32	2	5	13	2	2	2	0	61
9:30 ~ 9:45	0	7	0	38	9	9	9	3	0	7	0	82
9:45 ~ 10:00	2	3	0	32	3	10	8	0	0	2	0	60
10:00 ~ 10:15	2	5	0	27	9	20	7	4	0	2	0	76
10:15 ~ 10:30	0	5	0	29	3	13	7	0	0	5	0	62
10:30 ~ 10:45	3	5	0	25	3	3	4	3	2	2	0	50
10:45 ~ 11:00	0	8	0	12	4	10	7	2	0	2	0	45
11:00 ~ 11:15	3	9	0	23	10	5	4	2	0	3	0	59
11:15 ~ 11:30	0	4	0	22	8	9	5	3	0	3	2	56
11:30 ~ 11:45	2	4	2	13	4	7	2	3	0	2	0	39
11:45 ~ 12:00	4	12	0	20	4	8	8	5	2	2	0	65
12:00 ~ 12:15	3	9	0	12	3	7	5	0	0	3	0	42
12:15 ~ 12:30	3	10	2	22	4	9	4	3	0	0	0	57
12:30 ~ 12:45	3	30	3	19	2	5	10	0	0	0	0	72
12:45 ~ 13:00	3	33	0	14	0	7	9	3	2	2	0	73
13:00 ~ 13:15	0	40	0	18	4	8	8	5	2	2	0	87
13:15 ~ 13:30	0	3	0	18	4	13	2	2	0	3	0	45
13:30 ~ 13:45	0	3	0	8	4	9	4	2	2	2	0	34
13:45 ~ 14:00	0	12	0	29	0	7	10	3	2	2	0	65
14:00 ~ 14:15	0	0	0	14	7	5	5	9	0	0	0	40
14:15 ~ 14:30	0	3	0	14	2	10	10	2	2	0	0	43
14:30 ~ 14:45	0	4	0	19	5	10	12	3	0	2	0	55
14:45 ~ 15:00	0	0	0	3	17	7	7	5	3	3	0	45
15:00 ~ 15:15	0	2	0	22	3	12	9	2	0	2	0	52
15:15 ~ 15:30	0	3	0	14	3	8	2	2	2	2	2	38
15:30 ~ 15:45	0	2	0	25	3	10	3	2	0	7	0	52
15:45 ~ 16:00	0	10	0	17	0	17	5	3	3	0	0	55
16:00 ~ 16:15	0	3	0	15	2	10	13	2	2	8	0	55
16:15 ~ 16:30	0	9	0	24	7	9	12	0	0	4	0	65
16:30 ~ 16:45	0	2	0	18	2	3	3	2	0	2	0	32
16:45 ~ 17:00	0	4	0	24	5	7	5	2	0	0	0	47
17:00 ~ 17:15	2	5	0	28	10	12	8	4	0	4	0	73
17:15 ~ 17:30	0	5	0	20	4	5	7	2	2	0	0	45
17:30 ~ 17:45	7	8	0	13	3	5	5	0	0	0	0	41
17:45 ~ 18:00	0	3	0	17	4	3	7	2	0	3	0	39
Total	74	472	11	1,104	227	413	298	123	41	112	4	2,879

Sta.34.5km

Sta. 34Km+500

1st Day (18 March, 2004)

Classification	West Bound (to Phnom Penh)											Total for West Bound
	Walker (Pedestrian, Cart, Farm Tractor)	Pedal Cycles (Bicycle)	Pedal Cycles (Cyclo, Bicycle-Trailer)	Motorbike (Motodope)	Motorbike-Trailer, Tricycles	Passenger Vehicle (Sedan, Wagon)	Pick-up Jeep Light Van	Light Truck	Short & Long Body Bus	Short & Long Body Truck	Semi & Full Trailer Truck	
6:00 ~ 6:15	2	4	0	13	2	12	8	3	0	0	0	44
6:15 ~ 6:30	0	3	0	10	8	2	2	3	0	3	0	31
6:30 ~ 6:45	2	2	0	25	4	4	8	2	0	2	0	49
6:45 ~ 7:00	0	7	0	8	5	3	7	0	0	2	0	32
7:00 ~ 7:15	3	2	0	27	10	7	0	5	2	4	0	60
7:15 ~ 7:30	0	4	0	22	5	2	10	5	2	4	0	54
7:30 ~ 7:45	0	2	0	32	4	3	10	3	3	5	0	62
7:45 ~ 8:00	4	17	0	29	4	4	7	4	0	0	0	69
8:00 ~ 8:15	0	17	0	25	8	8	0	5	0	0	0	63
8:15 ~ 8:30	0	10	0	25	5	5	14	2	0	3	0	64
8:30 ~ 8:45	0	18	2	22	5	8	2	0	2	2	0	61
8:45 ~ 9:00	0	47	0	48	3	4	12	2	2	2	0	120
9:00 ~ 9:15	0	24	0	10	2	13	3	0	0	2	0	54
9:15 ~ 9:30	3	9	0	34	3	22	23	2	3	2	0	101
9:30 ~ 9:45	3	24	0	42	9	12	15	4	0	2	0	111
9:45 ~ 10:00	2	4	0	35	4	10	13	0	0	0	0	68
10:00 ~ 10:15	0	27	0	49	3	19	17	2	2	3	0	122
10:15 ~ 10:30	3	8	0	39	8	14	23	4	0	2	0	101
10:30 ~ 10:45	0	5	0	33	5	4	10	4	2	3	0	66
10:45 ~ 11:00	0	0	0	17	9	13	3	0	0	0	0	42
11:00 ~ 11:15	0	5	0	32	12	3	9	4	0	0	0	65
11:15 ~ 11:30	0	2	0	14	4	9	3	3	0	3	0	38
11:30 ~ 11:45	2	2	0	22	9	13	2	3	2	0	0	55
11:45 ~ 12:00	0	2	0	17	4	3	12	4	0	3	0	45
12:00 ~ 12:15	2	4	2	4	4	10	12	3	0	0	0	41
12:15 ~ 12:30	2	4	0	20	0	12	4	2	0	2	0	46
12:30 ~ 12:45	0	3	0	25	3	5	9	2	0	2	0	49
12:45 ~ 13:00	0	7	0	14	5	5	5	2	0	0	0	38
13:00 ~ 13:15	2	14	0	34	8	4	4	2	0	3	0	71
13:15 ~ 13:30	0	2	0	12	4	9	7	3	0	2	0	39
13:30 ~ 13:45	0	3	0	13	2	4	8	4	0	2	0	36
13:45 ~ 14:00	0	5	0	18	4	23	7	8	0	0	0	65
14:00 ~ 14:15	0	0	0	12	3	2	3	2	2	0	0	24
14:15 ~ 14:30	3	4	0	3	2	10	3	0	0	2	0	27
14:30 ~ 14:45	0	5	0	19	5	5	3	2	0	2	0	41
14:45 ~ 15:00	0	20	0	19	3	15	10	3	0	0	0	70
15:00 ~ 15:15	0	15	0	18	2	3	2	4	2	2	0	48
15:15 ~ 15:30	0	42	2	24	3	4	12	5	0	4	0	96
15:30 ~ 15:45	3	24	0	18	3	9	2	3	3	0	0	65
15:45 ~ 16:00	0	23	0	27	2	14	8	4	3	0	0	81
16:00 ~ 16:15	5	8	0	35	4	8	2	0	2	3	0	67
16:15 ~ 16:30	5	7	0	19	3	9	7	2	0	2	0	54
16:30 ~ 16:45	0	0	0	20	4	18	9	2	3	3	0	59
16:45 ~ 17:00	4	4	0	22	3	4	0	2	0	2	0	41
17:00 ~ 17:15	2	4	0	29	2	13	5	5	3	2	0	65
17:15 ~ 17:30	3	4	0	25	2	7	2	2	2	5	0	52
17:30 ~ 17:45	3	3	0	14	2	10	3	2	0	2	0	39
17:45 ~ 18:00	0	4	0	25	5	3	3	7	2	2	0	51
Total	58	454	6	1,099	213	403	343	135	42	89	0	2,842

Sta.34.5km

Sta. 34Km+500

2nd Day (19 March, 2004)

West Bound (to Phnom Penh)

Classification	West Bound (to Phnom Penh)											
	Walker (Pedestrian, Cart, Farm Tractor)	Pedal Cycles (Bicycle)	Pedal Cycles (Cyclo, Bicycle- Trailer)	Motorbike (Motodope)	Motorbike- Trailer, Tricycles	Passenger Vehicle (Sedan, Wagon)	Pick-up Jeep Light Van	Light Truck	Short & Long Body Bus	Short & Long Body Truck	Semi & Full Trailer Truck	Total for West Bound
6:00 ~ 6:15	0	3	0	19	3	5	5	2	2	5	0	44
6:15 ~ 6:30	0	5	0	9	9	3	3	2	0	0	0	31
6:30 ~ 6:45	2	4	3	20	8	4	5	0	0	0	0	46
6:45 ~ 7:00	0	8	2	18	13	3	5	2	2	0	0	53
7:00 ~ 7:15	0	3	0	20	8	12	7	2	2	8	0	62
7:15 ~ 7:30	3	4	2	32	9	8	4	2	2	2	0	68
7:30 ~ 7:45	2	3	0	33	12	5	9	2	2	3	0	71
7:45 ~ 8:00	4	5	3	35	14	12	10	3	2	4	0	92
8:00 ~ 8:15	0	3	0	28	3	4	3	2	0	4	0	47
8:15 ~ 8:30	0	3	0	17	5	10	2	4	0	2	0	43
8:30 ~ 8:45	0	12	0	48	5	7	10	2	2	2	0	88
8:45 ~ 9:00	0	7	0	34	4	15	9	4	2	2	0	77
9:00 ~ 9:15	0	35	0	47	2	13	14	3	2	2	0	118
9:15 ~ 9:30	0	13	0	17	3	2	5	2	0	4	0	46
9:30 ~ 9:45	0	10	0	60	2	13	22	3	0	2	0	112
9:45 ~ 10:00	0	9	0	39	5	9	17	2	3	4	0	88
10:00 ~ 10:15	0	4	0	49	5	15	14	2	0	2	0	91
10:15 ~ 10:30	4	9	0	40	7	7	10	0	0	0	0	77
10:30 ~ 10:45	4	12	0	22	8	13	12	2	2	2	0	77
10:45 ~ 11:00	2	52	0	39	12	12	4	2	0	2	0	125
11:00 ~ 11:15	17	22	0	53	4	9	15	2	2	2	0	126
11:15 ~ 11:30	2	5	0	20	0	13	15	3	0	0	0	58
11:30 ~ 11:45	0	0	0	28	5	5	4	0	0	0	0	42
11:45 ~ 12:00	0	0	0	22	9	14	15	5	0	2	0	67
12:00 ~ 12:15	0	8	0	19	3	5	4	3	0	0	0	42
12:15 ~ 12:30	0	2	0	22	2	5	8	2	2	3	0	46
12:30 ~ 12:45	0	4	0	22	2	8	7	0	0	3	0	46
12:45 ~ 13:00	0	9	0	22	3	3	3	2	0	2	0	44
13:00 ~ 13:15	0	3	0	29	4	8	5	4	0	13	0	66
13:15 ~ 13:30	4	22	0	25	5	14	5	3	0	0	0	78
13:30 ~ 13:45	0	2	0	20	3	7	7	2	2	4	0	47
13:45 ~ 14:00	0	3	0	24	3	15	2	4	0	2	0	53
14:00 ~ 14:15	0	2	0	19	3	2	0	5	0	3	0	34
14:15 ~ 14:30	0	3	0	18	0	8	9	4	0	2	0	44
14:30 ~ 14:45	0	7	0	13	2	5	5	0	0	2	0	34
14:45 ~ 15:00	0	32	0	25	3	2	3	0	0	3	0	68
15:00 ~ 15:15	0	24	0	32	0	8	9	3	0	3	0	79
15:15 ~ 15:30	0	5	0	20	2	10	4	0	2	2	0	45
15:30 ~ 15:45	0	28	0	35	3	9	7	4	0	4	0	90
15:45 ~ 16:00	0	3	0	22	7	9	13	2	2	3	0	61
16:00 ~ 16:15	2	55	0	28	3	4	4	4	0	2	0	102
16:15 ~ 16:30	7	7	0	43	3	17	5	3	3	2	0	90
16:30 ~ 16:45	0	5	2	27	3	9	0	2	2	3	0	53
16:45 ~ 17:00	0	3	0	48	0	12	8	8	5	4	0	88
17:00 ~ 17:15	8	17	0	15	3	15	8	2	2	0	0	70
17:15 ~ 17:30	5	10	0	32	0	2	2	0	0	0	0	51
17:30 ~ 17:45	0	0	0	15	4	14	8	5	0	2	0	48
17:45 ~ 18:00	5	5	0	25	7	4	4	4	0	3	0	57
Total	71	490	12	1,349	223	408	349	119	45	119	0	3,185

Sta.34.5km

Sta. 34Km+500

1st Day (18 March, 2004)

Classification	Both Directions												Total for Motorized	Total for All Category
	Walker (Pedestrian, Cart, Farm Tractor)	Pedal Cycles (Bicycle)	Pedal Cycles (Cyclo, Bicycle-Trailer)	Motorbike (Motodope)	Motorbike-Trailer, Tricycles	Passenger Vehicle (Sedan, Wagon)	Pick-up Jeep Light Van	Light Truck	Short & Long Body Bus	Short & Long Body Truck	Semi & Full Trailer Truck			
6:00 ~ 6:15	6	8	0	36	5	20	8	11	0	5	4	89	103	
6:15 ~ 6:30	3	13	0	38	11	5	2	5	0	10	0	71	87	
6:30 ~ 6:45	2	10	0	62	8	14	12	4	2	2	0	104	116	
6:45 ~ 7:00	3	19	0	52	14	5	16	0	0	5	2	94	116	
7:00 ~ 7:15	10	71	0	67	12	11	2	7	2	9	0	110	191	
7:15 ~ 7:30	0	22	0	70	10	7	12	5	2	7	0	113	135	
7:30 ~ 7:45	2	12	0	62	8	17	14	6	5	9	0	121	135	
7:45 ~ 8:00	6	26	0	57	7	9	12	4	0	2	0	91	123	
8:00 ~ 8:15	0	19	0	68	13	18	7	10	3	0	0	119	138	
8:15 ~ 8:30	0	14	0	74	10	17	21	6	0	3	0	131	145	
8:30 ~ 8:45	0	21	2	102	8	23	14	4	5	4	0	160	183	
8:45 ~ 9:00	0	52	0	83	11	24	22	5	2	4	0	151	203	
9:00 ~ 9:15	0	28	0	37	14	26	17	2	0	2	0	98	126	
9:15 ~ 9:30	3	12	0	52	3	36	35	2	7	4	0	139	154	
9:30 ~ 9:45	11	31	0	76	13	29	27	11	0	4	0	160	202	
9:45 ~ 10:00	5	7	0	68	12	19	16	2	0	2	0	119	131	
10:00 ~ 10:15	0	32	0	74	7	34	29	4	2	5	0	155	187	
10:15 ~ 10:30	3	20	0	72	17	23	31	7	2	2	0	154	177	
10:30 ~ 10:45	2	8	0	65	12	8	14	7	2	5	2	115	125	
10:45 ~ 11:00	0	8	0	32	14	23	13	4	0	3	2	91	99	
11:00 ~ 11:15	0	13	0	49	14	16	16	7	0	3	0	105	118	
11:15 ~ 11:30	2	6	0	27	7	17	8	8	0	6	0	73	81	
11:30 ~ 11:45	2	2	0	27	26	17	16	5	2	2	0	95	99	
11:45 ~ 12:00	0	14	0	35	12	11	16	4	0	6	0	84	98	
12:00 ~ 12:15	4	12	2	23	8	18	16	6	3	2	0	76	94	
12:15 ~ 12:30	5	11	0	38	7	12	9	4	0	4	2	76	92	
12:30 ~ 12:45	3	17	0	40	7	10	13	2	2	4	0	78	98	
12:45 ~ 13:00	2	41	0	31	9	13	13	2	2	0	0	70	113	
13:00 ~ 13:15	2	47	0	66	10	8	14	6	0	5	0	109	158	
13:15 ~ 13:30	0	20	3	36	8	21	14	8	0	5	0	92	115	
13:30 ~ 13:45	0	12	3	36	5	7	15	4	3	2	0	72	87	
13:45 ~ 14:00	0	13	0	51	13	28	17	12	3	4	0	128	141	
14:00 ~ 14:15	0	3	0	29	7	9	5	2	2	4	0	58	61	
14:15 ~ 14:30	3	6	0	21	6	17	7	2	0	5	0	58	67	
14:30 ~ 14:45	0	8	0	43	5	13	10	4	2	2	0	79	87	
14:45 ~ 15:00	0	20	0	52	5	20	18	7	0	0	0	102	122	
15:00 ~ 15:15	0	19	0	40	6	11	14	6	5	2	0	84	103	
15:15 ~ 15:30	3	46	5	42	6	9	16	7	0	4	0	84	138	
15:30 ~ 15:45	3	27	0	31	7	23	14	11	6	2	0	94	124	
15:45 ~ 16:00	0	26	0	50	5	21	20	4	5	2	0	107	133	
16:00 ~ 16:15	5	11	0	62	8	16	11	3	2	6	0	108	124	
16:15 ~ 16:30	5	10	0	44	8	16	11	5	0	4	0	88	103	
16:30 ~ 16:45	3	4	0	38	11	27	19	4	3	5	0	107	114	
16:45 ~ 17:00	6	8	0	52	6	21	7	4	0	5	0	95	109	
17:00 ~ 17:15	6	12	0	46	11	20	13	7	3	5	0	105	123	
17:15 ~ 17:30	7	8	0	37	2	15	5	2	2	8	0	71	86	
17:30 ~ 17:45	3	3	0	29	7	17	3	4	0	5	0	65	71	
17:45 ~ 18:00	5	9	0	39	10	5	11	7	4	6	0	82	96	
Total	125	861	15	2,361	445	806	675	253	83	195	12	4,830	5,831	

Sta.34.5km

Sta. 34Km+500

2nd Day (19 March, 2004)

Classification	Both Directions												Total for Motorized	Total for All Category
	Walker (Pedestrian, Cart, Farm Tractor)	Pedal Cycles (Bicycle)	Pedal Cycles (Cyclo, Bicycle-Trailer)	Motorbike (Motodope)	Motorbike-Trailer, Tricycles	Passenger Vehicle (Sedan, Wagon)	Pick-up Jeep Light Van	Light Truck	Short & Long Body Bus	Short & Long Body Truck	Semi & Full Trailer Truck			
6:00 ~ 6:15	0	10	0	38	7	10	8	7	2	8	0	80	90	
6:15 ~ 6:30	0	13	2	38	14	8	5	6	0	4	0	75	90	
6:30 ~ 6:45	9	12	5	48	18	11	5	5	2	0	0	89	115	
6:45 ~ 7:00	7	58	2	53	20	8	10	4	2	2	0	99	166	
7:00 ~ 7:15	8	58	0	68	16	20	11	5	2	13	0	135	201	
7:15 ~ 7:30	7	27	2	59	18	15	11	4	2	4	0	113	149	
7:30 ~ 7:45	5	15	0	72	15	12	13	4	4	6	0	126	146	
7:45 ~ 8:00	9	18	3	75	18	21	15	5	2	9	0	145	175	
8:00 ~ 8:15	0	5	0	56	5	9	8	4	2	4	0	88	93	
8:15 ~ 8:30	0	11	0	32	9	25	6	9	2	2	0	85	96	
8:30 ~ 8:45	3	17	0	83	8	24	15	4	5	5	0	144	164	
8:45 ~ 9:00	0	17	0	71	8	28	19	6	2	4	0	138	155	
9:00 ~ 9:15	0	38	0	71	9	26	19	3	4	2	0	134	172	
9:15 ~ 9:30	0	16	0	49	5	7	18	4	2	6	0	91	107	
9:30 ~ 9:45	0	17	0	98	11	22	31	6	0	9	0	177	194	
9:45 ~ 10:00	2	12	0	71	8	19	25	2	3	6	0	134	148	
10:00 ~ 10:15	2	9	0	76	14	35	21	6	0	4	0	156	167	
10:15 ~ 10:30	4	14	0	69	10	20	17	0	0	5	0	121	139	
10:30 ~ 10:45	7	17	0	47	11	16	16	5	4	4	0	103	127	
10:45 ~ 11:00	2	60	0	51	16	22	11	4	0	4	0	108	170	
11:00 ~ 11:15	20	31	0	76	14	14	19	4	2	5	0	134	185	
11:15 ~ 11:30	2	9	0	42	8	22	20	6	0	3	2	103	114	
11:30 ~ 11:45	2	4	2	41	9	12	6	3	0	2	0	73	81	
11:45 ~ 12:00	4	12	0	42	13	22	23	10	2	4	0	116	132	
12:00 ~ 12:15	3	17	0	31	6	12	9	3	0	3	0	64	84	
12:15 ~ 12:30	3	12	2	44	6	14	12	5	2	3	0	86	103	
12:30 ~ 12:45	3	34	3	41	4	13	17	0	0	3	0	78	118	
12:45 ~ 13:00	3	42	0	36	3	10	12	5	2	4	0	72	117	
13:00 ~ 13:15	0	43	0	47	8	16	13	9	2	15	0	110	153	
13:15 ~ 13:30	4	25	0	43	9	27	7	5	0	3	0	94	123	
13:30 ~ 13:45	0	5	0	28	7	16	11	4	4	6	0	76	81	
13:45 ~ 14:00	0	15	0	53	3	22	12	7	2	4	0	103	118	
14:00 ~ 14:15	0	2	0	33	10	7	5	14	0	3	0	72	74	
14:15 ~ 14:30	0	6	0	32	2	18	19	6	2	2	0	81	87	
14:30 ~ 14:45	0	11	0	32	7	15	17	3	0	4	0	78	89	
14:45 ~ 15:00	0	32	0	28	20	9	10	5	3	6	0	81	113	
15:00 ~ 15:15	0	26	0	54	3	20	18	5	0	5	0	105	131	
15:15 ~ 15:30	0	8	0	34	5	18	6	2	4	4	2	75	83	
15:30 ~ 15:45	0	30	0	60	6	19	10	6	0	11	0	112	142	
15:45 ~ 16:00	0	13	0	39	7	26	18	5	5	3	0	103	116	
16:00 ~ 16:15	2	58	0	43	5	14	17	6	2	10	0	97	157	
16:15 ~ 16:30	7	16	0	67	10	26	17	3	3	6	0	132	155	
16:30 ~ 16:45	0	7	2	45	5	12	3	4	2	5	0	76	85	
16:45 ~ 17:00	0	7	0	72	5	19	13	10	5	4	0	128	135	
17:00 ~ 17:15	10	22	0	43	13	27	16	6	2	4	0	111	143	
17:15 ~ 17:30	5	15	0	52	4	7	9	2	2	0	0	76	96	
17:30 ~ 17:45	7	8	0	28	7	19	13	5	0	2	0	74	89	
17:45 ~ 18:00	5	8	0	42	11	7	11	6	0	6	0	83	96	
Total	145	962	23	2,453	450	821	647	242	86	231	4	4,934	6,064	

Sta. 34Km+500 1st Day (18 March, 2004)

Classification	Both Directions				
	Walker (Pedestrian, Cart, Farm Tractor)	PC (veh)	MC (veh)	LV(veh)	HV (veh)
6:00 ~ 6:15	6	8	41	39	9
6:15 ~ 6:30	3	13	49	12	10
6:30 ~ 6:45	2	10	70	30	4
6:45 ~ 7:00	3	19	66	21	7
7:00 ~ 7:15	10	71	79	20	11
7:15 ~ 7:30	0	22	80	24	9
7:30 ~ 7:45	2	12	70	37	14
7:45 ~ 8:00	6	26	64	25	2
8:00 ~ 8:15	0	19	81	35	3
8:15 ~ 8:30	0	14	84	44	3
8:30 ~ 8:45	0	23	110	41	9
8:45 ~ 9:00	0	52	94	51	6
9:00 ~ 9:15	0	28	51	45	2
9:15 ~ 9:30	3	12	55	73	11
9:30 ~ 9:45	11	31	89	67	4
9:45 ~ 10:00	5	7	80	37	2
10:00 ~ 10:15	0	32	81	67	7
10:15 ~ 10:30	3	20	89	61	4
10:30 ~ 10:45	2	8	77	29	9
10:45 ~ 11:00	0	8	46	40	5
11:00 ~ 11:15	0	13	63	39	3
11:15 ~ 11:30	2	6	34	33	6
11:30 ~ 11:45	2	2	53	38	4
11:45 ~ 12:00	0	14	47	31	6
12:00 ~ 12:15	4	14	31	40	5
12:15 ~ 12:30	5	11	45	25	6
12:30 ~ 12:45	3	17	47	25	6
12:45 ~ 13:00	2	41	40	28	2
13:00 ~ 13:15	2	47	76	28	5
13:15 ~ 13:30	0	23	44	43	5
13:30 ~ 13:45	0	15	41	26	5
13:45 ~ 14:00	0	13	64	57	7
14:00 ~ 14:15	0	3	36	16	6
14:15 ~ 14:30	3	6	27	26	5
14:30 ~ 14:45	0	8	48	27	4
14:45 ~ 15:00	0	20	57	45	0
15:00 ~ 15:15	0	19	46	31	7
15:15 ~ 15:30	3	51	48	32	4
15:30 ~ 15:45	3	27	38	48	8
15:45 ~ 16:00	0	26	55	45	7
16:00 ~ 16:15	5	11	70	30	8
16:15 ~ 16:30	5	10	52	32	4
16:30 ~ 16:45	3	4	49	50	8
16:45 ~ 17:00	6	8	58	32	5
17:00 ~ 17:15	6	12	57	40	8
17:15 ~ 17:30	7	8	39	22	10
17:30 ~ 17:45	3	3	36	24	5
17:45 ~ 18:00	5	9	49	23	10
Total	125	876	2,806	1,734	290

Both direction					
PC (veh)	MC (veh)	LV (veh)	HV (veh)	Total for Both Directions	
12 hours	876	2,806	1,734	290	5,706
24hours	920	3,367	2,081	377	6,745
Peak-hr	90	339	232	17	678

12hr-24hr Ratio : 1.05 1.20 1.20 1.30
Peak-hr Ratio : 0.1 0.12 0.13 0.06 0.12

Both direction					
PC (pcu)	MC (pcu)	LV (pcu)	HV (pcu)	Total for Both Directions	
PCU	0.25	0.25	1.25	3.75	
12 hours	219	702	2,168	1,088	4,177
24hours	230	842	2,601	1,414	5,087
Peak-hr	23	85	290	64	462

Sta. 34Km+500 2nd Day (19 March, 2004)

Classification	Both Directions				
	Walker (Pedestrian, Cart, Farm Tractor)	PC (veh)	MC (veh)	LV(veh)	HV (veh)
6:00 ~ 6:15	0	10	45	25	10
6:15 ~ 6:30	0	15	52	19	4
6:30 ~ 6:45	9	17	66	21	2
6:45 ~ 7:00	7	60	73	22	4
7:00 ~ 7:15	8	58	84	36	15
7:15 ~ 7:30	7	29	77	30	6
7:30 ~ 7:45	5	15	87	29	10
7:45 ~ 8:00	9	21	93	41	11
8:00 ~ 8:15	0	5	61	21	6
8:15 ~ 8:30	0	11	41	40	4
8:30 ~ 8:45	3	17	91	43	10
8:45 ~ 9:00	0	17	79	53	6
9:00 ~ 9:15	0	38	80	48	6
9:15 ~ 9:30	0	16	54	29	8
9:30 ~ 9:45	0	17	109	59	9
9:45 ~ 10:00	2	12	79	46	9
10:00 ~ 10:15	2	9	90	62	4
10:15 ~ 10:30	4	14	79	37	5
10:30 ~ 10:45	7	17	58	37	8
10:45 ~ 11:00	2	60	67	37	4
11:00 ~ 11:15	20	31	90	37	7
11:15 ~ 11:30	2	9	50	48	5
11:30 ~ 11:45	2	6	50	21	2
11:45 ~ 12:00	4	12	55	55	6
12:00 ~ 12:15	3	17	37	24	3
12:15 ~ 12:30	3	14	50	31	5
12:30 ~ 12:45	3	37	45	30	3
12:45 ~ 13:00	3	42	39	27	6
13:00 ~ 13:15	0	43	55	38	17
13:15 ~ 13:30	4	25	52	39	3
13:30 ~ 13:45	0	5	35	31	10
13:45 ~ 14:00	0	15	56	41	6
14:00 ~ 14:15	0	2	43	26	3
14:15 ~ 14:30	0	6	34	43	4
14:30 ~ 14:45	0	11	39	35	4
14:45 ~ 15:00	0	32	48	24	9
15:00 ~ 15:15	0	26	57	43	5
15:15 ~ 15:30	0	8	39	26	10
15:30 ~ 15:45	0	30	66	35	11
15:45 ~ 16:00	0	13	46	49	8
16:00 ~ 16:15	2	58	48	37	12
16:15 ~ 16:30	7	16	77	46	9
16:30 ~ 16:45	0	9	50	19	7
16:45 ~ 17:00	0	7	77	42	9
17:00 ~ 17:15	10	22	56	49	6
17:15 ~ 17:30	5	15	56	18	2
17:30 ~ 17:45	7	8	35	37	2
17:45 ~ 18:00	5	8	53	24	6
Total	145	985	2,903	1,710	321

Both direction					
PC (veh)	MC (veh)	LV (veh)	HV (veh)	Total for Both Directions	
12 hours	985	2,903	1,710	321	5,919
24hours	1,034	3,484	2,052	417	6,987
Peak-hr	123	341	136	42	642

12hr-24hr Ratio : 1.05 1.20 1.20 1.30
Peak-hr Ratio : 0.12 0.12 0.08 0.13 0.11

Both direction					
PC (pcu)	MC (pcu)	LV (pcu)	HV (pcu)	Total for Both Directions	
PCU	0.25	0.25	1.25	3.75	
12 hours	246	726	2,138	1,204	4,314
24hours	259	871	2,565	1,564	5,259
Peak-hr	31	85	170	158	444

2 days Average

Both direction					
PC (veh)	MC (veh)	LV (veh)	HV (veh)	Total for Both Directions	
12 hours	931	2,855	1,722	306	5,814
24hours	977	3,426	2,067	397	6,867
Peak-hr	107	340	184	30	661

Peak-hr Ratio : 0.11 0.12 0.11 0.1 0.11

2 days Average

Both direction					
PC (pcu)	MC (pcu)	LV (pcu)	HV (pcu)	Total for Both Directions	
PCU	0.25	0.25	1.25	3.75	
12 hours	233	714	2,153	1,148	4,248
24hours	244	857	2,584	1,489	5,174
Peak-hr	27	85	230	113	455

Sta.54.5km

Sta. 54Km+500

1st Day (16 March, 2004)

Classification	East Bound (to Neak Loeng)											
	Walker (Pedestrian, Cart, Farm Tractor)	Pedal Cycles (Bicycle)	Pedal Cycles (Cyclo, Bicycle- Trailer)	Motorbike (Motodope)	Motorbike- Trailer, Tricycles	Passenger Vehicle (Sedan, Wagon)	Pick-up Jeep Light Van	Light Truck	Short & Long Body Bus	Short & Long Body Truck	Semi & Full Trailer Truck	Total for East Bound
6:00 ~ 6:15	0	20	0	25	10	9	2	0	0	0	0	66
6:15 ~ 6:30	12	18	0	25	17	5	5	0	0	2	0	84
6:30 ~ 6:45	23	44	0	28	10	10	5	3	0	0	0	123
6:45 ~ 7:00	23	40	2	43	20	4	3	2	0	0	0	137
7:00 ~ 7:15	9	28	0	57	17	9	12	0	0	2	0	134
7:15 ~ 7:30	5	27	2	45	22	4	7	7	0	2	0	121
7:30 ~ 7:45	5	24	4	52	14	10	4	3	0	0	0	116
7:45 ~ 8:00	5	18	4	45	18	5	5	0	0	0	0	100
8:00 ~ 8:15	4	19	4	43	9	17	3	3	2	2	0	106
8:15 ~ 8:30	9	15	0	45	3	7	4	2	0	3	0	88
8:30 ~ 8:45	12	27	3	44	9	17	12	3	0	3	0	130
8:45 ~ 9:00	3	23	0	44	7	7	8	2	0	0	0	94
9:00 ~ 9:15	0	20	3	62	8	14	9	3	3	2	0	124
9:15 ~ 9:30	2	22	0	60	7	9	15	2	0	5	0	122
9:30 ~ 9:45	3	27	0	53	12	8	7	2	2	2	0	116
9:45 ~ 10:00	3	20	2	48	3	15	14	0	2	4	0	111
10:00 ~ 10:15	2	33	0	30	5	15	17	2	2	3	0	109
10:15 ~ 10:30	0	19	0	47	7	10	14	2	0	2	0	101
10:30 ~ 10:45	4	24	0	35	5	8	9	4	0	4	0	93
10:45 ~ 11:00	4	60	0	60	10	9	12	3	2	2	0	162
11:00 ~ 11:15	8	23	3	42	8	12	9	0	0	2	0	107
11:15 ~ 11:30	0	19	2	24	4	8	3	2	0	2	0	64
11:30 ~ 11:45	0	13	2	18	7	7	5	0	2	2	0	56
11:45 ~ 12:00	3	20	2	32	4	12	12	0	0	0	0	85
12:00 ~ 12:15	14	33	2	24	3	8	5	2	2	2	0	95
12:15 ~ 12:30	8	34	3	30	4	8	10	2	0	0	0	99
12:30 ~ 12:45	10	35	0	20	5	7	5	2	0	2	0	86
12:45 ~ 13:00	13	22	2	17	7	13	12	0	0	2	0	88
13:00 ~ 13:15	3	17	0	20	3	3	7	2	0	0	0	55
13:15 ~ 13:30	3	20	0	22	2	5	4	2	2	2	0	62
13:30 ~ 13:45	8	15	0	32	2	9	8	2	0	2	0	78
13:45 ~ 14:00	4	23	0	39	3	3	4	2	0	4	0	82
14:00 ~ 14:15	0	24	0	29	8	12	7	3	4	3	2	92
14:15 ~ 14:30	0	12	0	18	3	4	0	3	0	0	0	40
14:30 ~ 14:45	3	22	3	23	5	9	13	2	0	0	0	80
14:45 ~ 15:00	3	44	2	40	10	9	17	0	0	3	0	128
15:00 ~ 15:15	0	15	0	32	7	13	5	0	0	0	0	72
15:15 ~ 15:30	3	25	0	39	2	3	8	2	2	2	0	86
15:30 ~ 15:45	2	22	2	44	7	13	5	0	2	0	0	97
15:45 ~ 16:00	0	14	2	25	2	2	5	0	0	0	0	50
16:00 ~ 16:15	4	13	0	20	2	7	7	0	0	3	0	56
16:15 ~ 16:30	3	28	2	30	5	4	5	0	2	2	0	81
16:30 ~ 16:45	0	20	2	39	3	5	10	0	0	2	0	81
16:45 ~ 17:00	2	38	2	38	5	7	7	0	0	4	0	103
17:00 ~ 17:15	3	7	0	54	8	4	4	2	0	2	0	84
17:15 ~ 17:30	7	24	3	32	2	14	5	0	0	4	0	91
17:30 ~ 17:45	0	19	0	28	2	4	3	3	0	0	0	59
17:45 ~ 18:00	14	18	0	48	2	7	9	2	0	0	0	100
Total	246	1,147	58	1,750	338	404	361	76	29	83	2	4,494

Sta.54.5km

Sta. 54Km+500

2nd Day (17 March, 2004)

Classification	East Bound (to Neak Loeng)												Total for East Bound
	Walker (Pedestrian, Cart, Farm Tractor)	Pedal Cycles (Bicycle)	Pedal Cycles (Cyclo, Bicycle-Trailer)	Motorbike (Motodope)	Motorbike-Trailer, Tricycles	Passenger Vehicle (Sedan, Wagon)	Pick-up Jeep Light Van	Light Truck	Short & Long Body Bus	Short & Long Body Truck	Semi & Full Trailer Truck		
6:00 ~ 6:15	2	22	4	23	15	8	2	0	0	0	0	76	
6:15 ~ 6:30	18	18	2	34	15	5	3	0	0	2	0	97	
6:30 ~ 6:45	14	23	0	24	12	7	3	0	0	3	0	86	
6:45 ~ 7:00	12	47	2	54	12	12	9	0	0	2	0	150	
7:00 ~ 7:15	13	30	4	44	17	9	3	3	4	3	0	130	
7:15 ~ 7:30	3	25	5	49	18	9	10	0	0	0	0	119	
7:30 ~ 7:45	0	24	2	40	24	0	4	0	0	2	0	96	
7:45 ~ 8:00	7	20	2	47	7	10	3	0	0	0	0	96	
8:00 ~ 8:15	2	20	5	34	10	10	4	3	0	0	0	88	
8:15 ~ 8:30	3	15	3	53	8	14	2	2	0	0	0	100	
8:30 ~ 8:45	0	12	3	60	13	12	12	2	0	0	0	114	
8:45 ~ 9:00	4	22	0	60	7	13	5	5	2	3	0	121	
9:00 ~ 9:15	2	32	0	65	7	23	10	2	4	2	0	147	
9:15 ~ 9:30	2	7	3	60	12	20	18	5	0	2	0	129	
9:30 ~ 9:45	0	28	0	23	5	8	7	3	0	2	0	76	
9:45 ~ 10:00	0	30	0	37	9	13	7	4	0	3	0	103	
10:00 ~ 10:15	3	14	0	40	3	9	12	3	0	2	0	86	
10:15 ~ 10:30	4	23	0	33	3	7	9	3	0	2	0	84	
10:30 ~ 10:45	3	22	2	37	7	10	12	2	2	0	0	97	
10:45 ~ 11:00	2	39	0	49	4	5	12	0	2	2	0	115	
11:00 ~ 11:15	5	15	0	43	4	12	5	2	2	2	0	90	
11:15 ~ 11:30	0	18	3	23	7	5	8	4	0	0	0	68	
11:30 ~ 11:45	7	19	3	25	3	13	8	0	0	4	0	82	
11:45 ~ 12:00	5	23	0	14	0	8	8	2	0	0	0	60	
12:00 ~ 12:15	13	20	4	29	5	4	9	2	0	0	0	86	
12:15 ~ 12:30	8	25	0	29	5	10	8	2	2	0	0	89	
12:30 ~ 12:45	7	34	4	30	3	10	3	0	0	2	0	93	
12:45 ~ 13:00	7	33	0	43	4	7	9	2	0	2	0	107	
13:00 ~ 13:15	0	29	0	42	8	4	8	0	0	0	0	91	
13:15 ~ 13:30	4	20	2	13	3	7	8	10	0	0	0	67	
13:30 ~ 13:45	7	22	0	37	4	0	7	4	0	3	0	84	
13:45 ~ 14:00	3	22	2	37	4	12	3	2	2	2	0	89	
14:00 ~ 14:15	8	23	2	39	3	9	7	0	2	4	0	97	
14:15 ~ 14:30	4	22	0	35	5	10	8	0	0	2	0	86	
14:30 ~ 14:45	3	18	0	28	8	8	9	2	0	3	0	79	
14:45 ~ 15:00	3	22	0	20	5	12	8	0	0	2	0	72	
15:00 ~ 15:15	2	14	0	33	5	3	7	2	0	2	0	68	
15:15 ~ 15:30	2	42	0	33	7	9	5	2	2	0	0	102	
15:30 ~ 15:45	3	27	2	30	5	12	7	0	0	2	0	88	
15:45 ~ 16:00	0	29	0	34	7	0	7	0	2	3	0	82	
16:00 ~ 16:15	2	19	0	43	5	10	5	0	0	0	0	84	
16:15 ~ 16:30	12	24	2	29	4	7	5	0	2	2	0	87	
16:30 ~ 16:45	0	33	3	40	5	5	12	5	2	0	0	105	
16:45 ~ 17:00	2	20	0	35	4	23	8	0	0	2	0	94	
17:00 ~ 17:15	4	32	0	32	4	8	5	0	0	2	0	87	
17:15 ~ 17:30	20	44	5	37	3	7	7	2	0	0	0	125	
17:30 ~ 17:45	4	14	0	43	0	10	8	3	0	4	0	86	
17:45 ~ 18:00	3	23	10	34	4	8	7	0	0	0	0	89	
Total	232	1,159	79	1,776	332	437	346	83	30	73	0	4,547	

Sta.54.5km

Sta. 54Km+500

1st Day (16 March, 2004)

Classification	West Bound (to Phnom Penh)											
	Walker (Pedestrian, Cart, Farm Tractor)	Pedal Cycles (Bicycle)	Pedal Cycles (Cyclo, Bicycle- Trailer)	Motorbike (Motodope)	Motorbike- Trailer, Tricycles	Passenger Vehicle (Sedan, Wagon)	Pick-up Jeep Light Van	Light Truck	Short & Long Body Bus	Short & Long Body Truck	Semi & Full Trailer Truck	Total for West Bound
6:00 ~ 6:15	0	17	0	9	9	0	4	2	0	0	0	41
6:15 ~ 6:30	2	13	2	10	12	3	3	2	0	0	0	47
6:30 ~ 6:45	0	30	2	27	12	12	10	2	2	0	0	97
6:45 ~ 7:00	3	42	3	28	10	0	4	0	0	2	0	92
7:00 ~ 7:15	0	53	2	53	14	7	14	5	0	2	0	150
7:15 ~ 7:30	7	19	0	54	13	7	7	4	2	0	0	113
7:30 ~ 7:45	0	19	0	32	13	3	4	4	0	2	0	77
7:45 ~ 8:00	3	22	3	75	9	7	20	4	3	0	0	146
8:00 ~ 8:15	3	12	4	28	8	4	3	3	0	0	0	65
8:15 ~ 8:30	2	15	4	79	7	17	20	2	0	2	0	148
8:30 ~ 8:45	3	8	4	32	12	8	5	0	0	0	0	72
8:45 ~ 9:00	0	23	4	29	9	5	5	2	0	3	0	80
9:00 ~ 9:15	0	17	2	117	12	30	22	10	2	2	0	214
9:15 ~ 9:30	4	28	9	83	14	14	22	3	0	2	0	179
9:30 ~ 9:45	0	23	4	58	8	12	20	9	0	2	0	136
9:45 ~ 10:00	0	10	3	58	5	14	12	3	2	0	0	107
10:00 ~ 10:15	2	23	2	53	7	13	20	8	0	2	0	130
10:15 ~ 10:30	0	13	2	24	14	13	4	0	0	2	0	72
10:30 ~ 10:45	3	30	2	72	7	14	17	4	0	0	0	149
10:45 ~ 11:00	0	24	2	18	3	2	3	2	3	2	0	59
11:00 ~ 11:15	34	63	0	78	7	18	9	4	2	0	2	217
11:15 ~ 11:30	4	19	0	22	10	2	0	3	0	0	0	60
11:30 ~ 11:45	5	14	2	50	8	19	17	3	0	0	0	118
11:45 ~ 12:00	4	18	0	17	8	5	0	0	2	0	0	54
12:00 ~ 12:15	2	20	0	18	3	8	12	3	2	0	0	68
12:15 ~ 12:30	2	23	2	18	4	0	0	0	0	0	0	49
12:30 ~ 12:45	3	20	0	12	3	4	2	0	0	0	0	44
12:45 ~ 13:00	2	19	2	29	5	9	5	3	0	0	0	74
13:00 ~ 13:15	0	8	0	14	4	2	2	0	0	0	0	30
13:15 ~ 13:30	0	17	0	18	5	4	3	0	2	2	0	51
13:30 ~ 13:45	2	24	3	27	0	12	13	8	0	2	0	91
13:45 ~ 14:00	8	10	0	15	3	5	0	0	0	3	0	44
14:00 ~ 14:15	0	20	0	49	3	19	10	4	0	0	0	105
14:15 ~ 14:30	5	12	0	17	3	8	8	2	0	2	0	57
14:30 ~ 14:45	4	14	0	32	3	10	13	0	0	0	0	76
14:45 ~ 15:00	0	17	2	23	5	2	4	3	2	0	0	58
15:00 ~ 15:15	0	14	0	55	10	15	17	5	0	0	0	116
15:15 ~ 15:30	2	12	0	35	2	3	7	8	0	0	0	69
15:30 ~ 15:45	4	27	0	42	7	10	9	7	0	0	0	106
15:45 ~ 16:00	2	3	2	23	0	2	0	0	2	0	0	34
16:00 ~ 16:15	5	28	0	55	4	9	5	8	4	2	0	120
16:15 ~ 16:30	2	13	2	17	8	3	2	0	0	0	0	47
16:30 ~ 16:45	14	65	0	64	8	18	10	5	0	0	0	184
16:45 ~ 17:00	9	27	2	32	7	4	0	0	2	2	0	85
17:00 ~ 17:15	0	38	0	78	5	19	10	20	0	0	0	170
17:15 ~ 17:30	2	43	2	25	9	2	0	0	0	0	0	83
17:30 ~ 17:45	2	30	2	53	5	14	8	7	0	0	0	121
17:45 ~ 18:00	8	43	2	23	4	2	3	0	0	0	0	85
Total	157	1,102	77	1,880	341	413	388	162	32	36	2	4,590

Sta.54.5km

Sta. 54Km+500

2nd Day (17 March, 2004)

Classification	West Bound (to Phnom Penh)												Total for West Bound
	Walker (Pedestrian, Cart, Farm Tractor)	Pedal Cycles (Bicycle)	Pedal Cycles (Cycle, Bicycle-Trailer)	Motorbike (Motodope)	Motorbike-Trailer, Tricycles	Passenger Vehicle (Sedan, Wagon)	Pick-up Jeep Light Van	Light Truck	Short & Long Body Bus	Short & Long Body Truck	Semi & Full Trailer Truck		
6:00 ~ 6:15	2	13	3	14	9	10	10	2	0	2	0	65	
6:15 ~ 6:30	2	10	4	17	7	0	2	2	0	0	0	44	
6:30 ~ 6:45	0	13	4	24	5	4	10	3	2	2	0	67	
6:45 ~ 7:00	0	13	3	28	13	3	2	0	0	0	0	62	
7:00 ~ 7:15	4	49	5	39	10	7	13	4	0	0	0	131	
7:15 ~ 7:30	4	22	2	35	12	5	3	2	0	0	0	85	
7:30 ~ 7:45	0	25	0	57	12	5	9	2	2	2	0	114	
7:45 ~ 8:00	0	15	2	47	9	10	14	3	2	2	0	104	
8:00 ~ 8:15	0	13	4	69	8	14	15	2	12	3	0	140	
8:15 ~ 8:30	0	9	2	15	8	0	0	0	0	2	0	36	
8:30 ~ 8:45	3	8	2	72	8	7	15	2	2	0	0	119	
8:45 ~ 9:00	0	25	3	75	15	8	22	4	0	0	0	152	
9:00 ~ 9:15	0	25	7	82	14	18	19	2	0	0	0	167	
9:15 ~ 9:30	0	28	3	55	9	22	23	7	0	2	0	149	
9:30 ~ 9:45	0	14	5	55	7	12	18	4	2	0	0	117	
9:45 ~ 10:00	0	23	0	59	7	9	17	5	2	0	0	122	
10:00 ~ 10:15	0	27	2	19	9	5	0	0	0	0	0	62	
10:15 ~ 10:30	0	13	0	68	7	13	17	5	2	0	0	125	
10:30 ~ 10:45	2	20	0	28	8	3	2	2	0	0	0	65	
10:45 ~ 11:00	7	27	2	74	8	19	13	8	0	2	0	160	
11:00 ~ 11:15	47	47	2	28	8	2	0	2	2	0	0	138	
11:15 ~ 11:30	0	28	2	70	2	10	17	0	0	0	0	129	
11:30 ~ 11:45	0	18	0	47	10	8	15	8	2	2	0	110	
11:45 ~ 12:00	0	24	0	20	3	2	2	0	0	0	0	51	
12:00 ~ 12:15	0	19	0	32	4	3	2	3	0	0	0	63	
12:15 ~ 12:30	2	15	0	29	2	10	7	3	2	2	0	72	
12:30 ~ 12:45	0	17	0	19	2	4	3	0	0	0	0	45	
12:45 ~ 13:00	0	17	0	40	2	9	12	5	2	2	0	89	
13:00 ~ 13:15	3	12	0	14	8	3	0	0	0	0	0	40	
13:15 ~ 13:30	2	18	0	24	5	0	3	0	0	2	0	54	
13:30 ~ 13:45	3	10	2	38	4	8	18	2	2	2	0	89	
13:45 ~ 14:00	5	39	2	38	2	5	0	2	0	0	0	93	
14:00 ~ 14:15	0	14	0	30	4	8	5	3	0	3	0	67	
14:15 ~ 14:30	2	12	0	38	2	13	8	2	2	2	0	81	
14:30 ~ 14:45	0	13	0	17	7	0	3	3	0	2	0	45	
14:45 ~ 15:00	0	13	0	39	5	8	12	4	0	3	0	84	
15:00 ~ 15:15	0	13	0	12	3	8	3	3	3	0	0	45	
15:15 ~ 15:30	2	18	0	19	5	3	4	0	2	0	0	53	
15:30 ~ 15:45	4	17	0	47	4	9	7	4	2	2	0	96	
15:45 ~ 16:00	0	17	0	19	5	7	4	2	3	0	0	57	
16:00 ~ 16:15	0	30	0	40	10	29	10	4	2	3	0	128	
16:15 ~ 16:30	0	25	0	13	5	3	3	0	0	0	0	49	
16:30 ~ 16:45	2	30	0	38	12	3	5	0	2	2	0	94	
16:45 ~ 17:00	17	57	0	44	0	15	7	5	0	2	0	147	
17:00 ~ 17:15	4	28	0	27	3	9	2	2	0	0	0	75	
17:15 ~ 17:30	4	35	0	38	3	9	10	4	0	3	2	108	
17:30 ~ 17:45	8	37	0	23	7	4	0	0	0	0	0	79	
17:45 ~ 18:00	0	20	0	50	4	19	3	3	0	3	2	104	
Total	129	1,035	61	1,825	316	385	389	123	52	52	4	4,371	

Sta.54.5km

Sta. 54Km+500

1st Day (16 March, 2004)

Classification	Both Directions											Total for Motorized	Total for All Category
	Walker (Pedestrian, Cart, Farm Tractor)	Pedal Cycles (Bicycle)	Pedal Cycles (Cyclo, Bicycle-Trailer)	Motorbike (Motodope)	Motorbike-Trailer, Tricycles	Passenger Vehicle (Sedan, Wagon)	Pick-up Jeep Light Van	Light Truck	Short & Long Body Bus	Short & Long Body Truck	Semi & Full Trailer Truck		
6:00 ~ 6:15	0	37	0	34	19	9	6	2	0	0	0	70	107
6:15 ~ 6:30	14	31	2	35	29	8	8	2	0	2	0	84	131
6:30 ~ 6:45	23	74	2	55	22	22	15	5	2	0	0	121	220
6:45 ~ 7:00	26	82	5	71	30	4	7	2	0	2	0	116	229
7:00 ~ 7:15	9	81	2	110	31	16	26	5	0	4	0	192	284
7:15 ~ 7:30	12	46	2	99	35	11	14	11	2	2	0	174	234
7:30 ~ 7:45	5	43	4	84	27	13	8	7	0	2	0	141	193
7:45 ~ 8:00	8	40	7	120	27	12	25	4	3	0	0	191	246
8:00 ~ 8:15	7	31	8	71	17	21	6	6	2	2	0	125	171
8:15 ~ 8:30	11	30	4	124	10	24	24	4	0	5	0	191	236
8:30 ~ 8:45	15	35	7	76	21	25	17	3	0	3	0	145	202
8:45 ~ 9:00	3	46	4	73	16	12	13	4	0	3	0	121	174
9:00 ~ 9:15	0	37	5	179	20	44	31	13	5	4	0	296	338
9:15 ~ 9:30	6	50	9	143	21	23	37	5	0	7	0	236	301
9:30 ~ 9:45	3	50	4	111	20	20	27	11	2	4	0	195	252
9:45 ~ 10:00	3	30	5	106	8	29	26	3	4	4	0	180	218
10:00 ~ 10:15	4	56	2	83	12	28	37	10	2	5	0	177	239
10:15 ~ 10:30	0	32	2	71	21	23	18	2	0	4	0	139	173
10:30 ~ 10:45	7	54	2	107	12	22	26	8	0	4	0	179	242
10:45 ~ 11:00	4	84	2	78	13	11	15	5	5	4	0	131	221
11:00 ~ 11:15	42	86	3	120	15	30	18	4	2	2	2	193	324
11:15 ~ 11:30	4	38	2	46	14	10	3	5	0	2	0	80	124
11:30 ~ 11:45	5	27	4	68	15	26	22	3	2	2	0	138	174
11:45 ~ 12:00	7	38	2	49	12	17	12	0	2	0	0	92	139
12:00 ~ 12:15	16	53	2	42	6	16	17	5	4	2	0	92	163
12:15 ~ 12:30	10	57	5	48	8	8	10	2	0	0	0	76	148
12:30 ~ 12:45	13	55	0	32	8	11	7	2	0	2	0	62	130
12:45 ~ 13:00	15	41	4	46	12	22	17	3	0	2	0	102	162
13:00 ~ 13:15	3	25	0	34	7	5	9	2	0	0	0	57	85
13:15 ~ 13:30	3	37	0	40	7	9	7	2	4	4	0	73	113
13:30 ~ 13:45	10	39	3	59	2	21	21	10	0	4	0	117	169
13:45 ~ 14:00	12	33	0	54	6	8	4	2	0	7	0	81	126
14:00 ~ 14:15	0	44	0	78	11	31	17	7	4	3	2	153	197
14:15 ~ 14:30	5	24	0	35	6	12	8	5	0	2	0	68	97
14:30 ~ 14:45	7	36	3	55	8	19	26	2	0	0	0	110	156
14:45 ~ 15:00	3	61	4	63	15	11	21	3	2	3	0	118	186
15:00 ~ 15:15	0	29	0	87	17	28	22	5	0	0	0	159	188
15:15 ~ 15:30	5	37	0	74	4	6	15	10	2	2	0	113	155
15:30 ~ 15:45	6	49	2	86	14	23	14	7	2	0	0	146	203
15:45 ~ 16:00	2	17	4	48	2	4	5	0	2	0	0	61	84
16:00 ~ 16:15	9	41	0	75	6	16	12	8	4	5	0	126	176
16:15 ~ 16:30	5	41	4	47	13	7	7	0	2	2	0	78	128
16:30 ~ 16:45	14	85	2	103	11	23	20	5	0	2	0	164	265
16:45 ~ 17:00	11	65	4	70	12	11	7	0	2	6	0	108	188
17:00 ~ 17:15	3	45	0	132	13	23	14	22	0	2	0	206	254
17:15 ~ 17:30	9	67	5	57	11	16	5	0	0	4	0	93	174
17:30 ~ 17:45	2	49	2	81	7	18	11	10	0	0	0	127	180
17:45 ~ 18:00	22	61	2	71	6	9	12	2	0	0	0	100	185
Total	403	2,249	135	3,630	679	817	749	238	61	119	4	6,297	9,084

Sta.54.5km

Sta. 54Km+500

2nd Day (17 March, 2004)

Classification	Both Directions												Total for Motorized	Total for All Category
	Walker (Pedestrian, Cart, Farm Tractor)	Pedal Cycles (Bicycle)	Pedal Cycles (Cyclo, Bicycle-Trailer)	Motorbike (Motodope)	Motorbike-Trailer, Tricycles	Passenger Vehicle (Sedan, Wagon)	Pick-up Jeep Light Van	Light Truck	Short & Long Body Bus	Short & Long Body Truck	Semi & Full Trailer Truck			
6:00 ~ 6:15	4	35	7	37	24	18	12	2	0	2	0	95	141	
6:15 ~ 6:30	20	28	6	51	22	5	5	2	0	2	0	87	141	
6:30 ~ 6:45	14	36	4	48	17	11	13	3	2	5	0	99	153	
6:45 ~ 7:00	12	60	5	82	25	15	11	0	0	2	0	135	212	
7:00 ~ 7:15	17	79	9	83	27	16	16	7	4	3	0	156	261	
7:15 ~ 7:30	7	47	7	84	30	14	13	2	0	0	0	143	204	
7:30 ~ 7:45	0	49	2	97	36	5	13	2	2	4	0	159	210	
7:45 ~ 8:00	7	35	4	94	16	20	17	3	2	2	0	154	200	
8:00 ~ 8:15	2	33	9	103	18	24	19	5	12	3	0	184	228	
8:15 ~ 8:30	3	24	5	68	16	14	2	2	0	2	0	104	136	
8:30 ~ 8:45	3	20	5	132	21	19	27	4	2	0	0	205	233	
8:45 ~ 9:00	4	47	3	135	22	21	27	9	2	3	0	219	273	
9:00 ~ 9:15	2	57	7	147	21	41	29	4	4	2	0	248	314	
9:15 ~ 9:30	2	35	6	115	21	42	41	12	0	4	0	235	278	
9:30 ~ 9:45	0	42	5	78	12	20	25	7	2	2	0	146	193	
9:45 ~ 10:00	0	53	0	96	16	22	24	9	2	3	0	172	225	
10:00 ~ 10:15	3	41	2	59	12	14	12	3	0	2	0	102	148	
10:15 ~ 10:30	4	36	0	101	10	20	26	8	2	2	0	169	209	
10:30 ~ 10:45	5	42	2	65	15	13	14	4	2	0	0	113	162	
10:45 ~ 11:00	9	66	2	123	12	24	25	8	2	4	0	198	275	
11:00 ~ 11:15	52	62	2	71	12	14	5	4	4	2	0	112	228	
11:15 ~ 11:30	0	46	5	93	9	15	25	4	0	0	0	146	197	
11:30 ~ 11:45	7	37	3	72	13	21	23	8	2	6	0	145	192	
11:45 ~ 12:00	5	47	0	34	3	10	10	2	0	0	0	59	111	
12:00 ~ 12:15	13	39	4	61	9	7	11	5	0	0	0	93	149	
12:15 ~ 12:30	10	40	0	58	7	20	15	5	4	2	0	111	161	
12:30 ~ 12:45	7	51	4	49	5	14	6	0	0	2	0	76	138	
12:45 ~ 13:00	7	50	0	83	6	16	21	7	2	4	0	139	196	
13:00 ~ 13:15	3	41	0	56	16	7	8	0	0	0	0	87	131	
13:15 ~ 13:30	6	38	2	37	8	7	11	10	0	2	0	75	121	
13:30 ~ 13:45	10	32	2	75	8	8	25	6	2	5	0	129	173	
13:45 ~ 14:00	8	61	4	75	6	17	3	4	2	2	0	109	182	
14:00 ~ 14:15	8	37	2	69	7	17	12	3	2	7	0	117	164	
14:15 ~ 14:30	6	34	0	73	7	23	16	2	2	4	0	127	167	
14:30 ~ 14:45	3	31	0	45	15	8	12	5	0	5	0	90	124	
14:45 ~ 15:00	3	35	0	59	10	20	20	4	0	5	0	118	156	
15:00 ~ 15:15	2	27	0	45	8	11	10	5	3	2	0	84	113	
15:15 ~ 15:30	4	60	0	52	12	12	9	2	4	0	0	91	155	
15:30 ~ 15:45	7	44	2	77	9	21	14	4	2	4	0	131	184	
15:45 ~ 16:00	0	46	0	53	12	7	11	2	5	3	0	93	139	
16:00 ~ 16:15	2	49	0	83	15	39	15	4	2	3	0	161	212	
16:15 ~ 16:30	12	49	2	42	9	10	8	0	2	2	0	73	136	
16:30 ~ 16:45	2	63	3	78	17	8	17	5	4	2	0	131	199	
16:45 ~ 17:00	19	77	0	79	4	38	15	5	0	4	0	145	241	
17:00 ~ 17:15	8	60	0	59	7	17	7	2	0	2	0	94	162	
17:15 ~ 17:30	24	79	5	75	6	16	17	6	0	3	2	125	233	
17:30 ~ 17:45	12	51	0	66	7	14	8	3	0	4	0	102	165	
17:45 ~ 18:00	3	43	10	84	8	27	10	3	0	3	2	137	193	
Total	361	2,194	140	3,601	648	822	735	206	82	125	4	6,223	8,918	

Sta. 54Km+500

1st Day (16 March, 2004)

Classification	Both Directions				
	Walker (Pedestrian, Cart, Farm Tractor)	PC (veh)	MC (veh)	LV(veh)	HV (veh)
6:00 ~ 6:15	0	37	53	17	0
6:15 ~ 6:30	14	33	64	18	2
6:30 ~ 6:45	23	76	77	42	2
6:45 ~ 7:00	26	87	101	13	2
7:00 ~ 7:15	9	83	141	47	4
7:15 ~ 7:30	12	48	134	36	4
7:30 ~ 7:45	5	47	111	28	2
7:45 ~ 8:00	8	47	147	41	3
8:00 ~ 8:15	7	39	88	33	4
8:15 ~ 8:30	11	34	134	52	5
8:30 ~ 8:45	15	42	97	45	3
8:45 ~ 9:00	3	50	89	29	3
9:00 ~ 9:15	0	42	199	88	9
9:15 ~ 9:30	6	59	164	65	7
9:30 ~ 9:45	3	54	131	58	6
9:45 ~ 10:00	3	35	114	58	8
10:00 ~ 10:15	4	58	95	75	7
10:15 ~ 10:30	0	34	92	43	4
10:30 ~ 10:45	7	56	119	56	4
10:45 ~ 11:00	4	86	91	31	9
11:00 ~ 11:15	42	89	135	52	6
11:15 ~ 11:30	4	40	60	18	2
11:30 ~ 11:45	5	31	83	51	4
11:45 ~ 12:00	7	40	61	29	2
12:00 ~ 12:15	16	55	48	38	6
12:15 ~ 12:30	10	62	56	20	0
12:30 ~ 12:45	13	55	40	20	2
12:45 ~ 13:00	15	45	58	42	2
13:00 ~ 13:15	3	25	41	16	0
13:15 ~ 13:30	3	37	47	18	8
13:30 ~ 13:45	10	42	61	52	4
13:45 ~ 14:00	12	33	60	14	7
14:00 ~ 14:15	0	44	89	55	9
14:15 ~ 14:30	5	24	41	25	2
14:30 ~ 14:45	7	39	63	47	0
14:45 ~ 15:00	3	65	78	35	5
15:00 ~ 15:15	0	29	104	55	0
15:15 ~ 15:30	5	37	78	31	4
15:30 ~ 15:45	6	51	100	44	2
15:45 ~ 16:00	2	21	50	9	2
16:00 ~ 16:15	9	41	81	36	9
16:15 ~ 16:30	5	45	60	14	4
16:30 ~ 16:45	14	87	114	48	2
16:45 ~ 17:00	11	69	82	18	8
17:00 ~ 17:15	3	45	145	59	2
17:15 ~ 17:30	9	72	68	21	4
17:30 ~ 17:45	2	51	88	39	0
17:45 ~ 18:00	22	63	77	23	0
Total	403	2,384	4,309	1,804	184

Both direction					
	PC (veh)	MC (veh)	LV (veh)	HV (veh)	Total for Both Directions
12 hours	2,384	4,309	1,804	184	8,681
24hours	2,503	5,171	2,165	239	10,078
Peak-hr	190	608	269	30	1,097

12hr-24hr Ratio : 1.05 1.20 1.20 1.30
Peak-hr Ratio : 0.08 0.14 0.15 0.16 0.13

Both direction					
	PC (pcu)	MC (pcu)	LV (pcu)	HV (pcu)	Total for Both Directions
PCU	0.25	0.25	1.25	3.75	
12 hours	596	1,077	2,255	690	4,618
24hours	626	1,293	2,706	896	5,521
Peak-hr	48	152	336	113	649

Sta. 54Km+500 2nd Day (17 March, 2004)

Classification	Both Directions				
	Walker (Pedestrian, Cart, Farm Tractor)	PC (veh)	MC (veh)	LV(veh)	HV (veh)
6:00 ~ 6:15	4	42	61	32	2
6:15 ~ 6:30	20	34	73	12	2
6:30 ~ 6:45	14	40	65	27	7
6:45 ~ 7:00	12	65	107	26	2
7:00 ~ 7:15	17	88	110	39	7
7:15 ~ 7:30	7	54	114	29	0
7:30 ~ 7:45	0	51	133	20	6
7:45 ~ 8:00	7	39	110	40	4
8:00 ~ 8:15	2	42	121	48	15
8:15 ~ 8:30	3	29	84	18	2
8:30 ~ 8:45	3	25	153	50	2
8:45 ~ 9:00	4	50	157	57	5
9:00 ~ 9:15	2	64	168	74	6
9:15 ~ 9:30	2	41	136	95	4
9:30 ~ 9:45	0	47	90	52	4
9:45 ~ 10:00	0	53	112	55	5
10:00 ~ 10:15	3	43	71	29	2
10:15 ~ 10:30	4	36	111	54	4
10:30 ~ 10:45	5	44	80	31	2
10:45 ~ 11:00	9	68	135	57	6
11:00 ~ 11:15	52	64	83	23	6
11:15 ~ 11:30	0	51	102	44	0
11:30 ~ 11:45	7	40	85	52	8
11:45 ~ 12:00	5	47	37	22	0
12:00 ~ 12:15	13	43	70	23	0
12:15 ~ 12:30	10	40	65	40	6
12:30 ~ 12:45	7	55	54	20	2
12:45 ~ 13:00	7	50	89	44	6
13:00 ~ 13:15	3	41	72	15	0
13:15 ~ 13:30	6	40	45	28	2
13:30 ~ 13:45	10	34	83	39	7
13:45 ~ 14:00	8	65	81	24	4
14:00 ~ 14:15	8	39	76	32	9
14:15 ~ 14:30	6	34	80	41	6
14:30 ~ 14:45	3	31	60	25	5
14:45 ~ 15:00	3	35	69	44	5
15:00 ~ 15:15	2	27	53	26	5
15:15 ~ 15:30	4	60	64	23	4
15:30 ~ 15:45	7	46	86	39	6
15:45 ~ 16:00	0	46	65	20	8
16:00 ~ 16:15	2	49	98	58	5
16:15 ~ 16:30	12	51	51	18	4
16:30 ~ 16:45	2	66	95	30	6
16:45 ~ 17:00	19	77	83	58	4
17:00 ~ 17:15	8	60	66	26	2
17:15 ~ 17:30	24	84	81	39	5
17:30 ~ 17:45	12	51	73	25	4
17:45 ~ 18:00	3	53	92	40	5
Total	361	2,334	4,249	1,763	211

Both direction					
	PC (veh)	MC (veh)	LV (veh)	HV (veh)	Total for Both Directions
12 hours	2,334	4,249	1,763	211	8,557
24hours	2,451	5,099	2,116	274	9,940
Peak-hr	180	614	276	17	1,087
12hr-24hr Ratio :	1.05	1.20	1.20	1.30	
Peak-hr Ratio :	0.08	0.14	0.16	0.08	0.13

Both direction					
	PC (pcu)	MC (pcu)	LV (pcu)	HV (pcu)	Total for Both Directions
PCU	0.25	0.25	1.25	3.75	
12 hours	584	1,062	2,204	791	4,641
24hours	613	1,275	2,645	1,028	5,561
Peak-hr	45	154	345	64	608

2 days Average

Both direction					
	PC (veh)	MC (veh)	LV (veh)	HV (veh)	Total for Both Directions
12 hours	2,359	4,279	1,784	198	8,620
24hours	2,477	5,135	2,141	257	10,010
Peak-hr	185	611	273	24	1,093
Peak-hr Ratio :	0.08	0.14	0.15	0.12	0.13

2 days Average

Both direction					
	PC (pcu)	MC (pcu)	LV (pcu)	HV (pcu)	Total for Both Directions
PCU	0.25	0.25	1.25	3.75	
12 hours	590	1,070	2,230	743	4,633
24hours	619	1,284	2,676	964	5,543
Peak-hr	46	153	341	90	630

Chbar Ampov IS

1st Day (23 March, 2004)

Directions	Direction No. 1 West Out (from Monivong Bridge)												Dir. No. 1 West In (To Monivong Bridge)						
	Pedal cycle (PC)				Motor cycle (MC)				Light vehicle (LV)				Heavy vehicle (HV)			Pedal Cycle (PC)	Motor Cycle (MC)	Light Vehicle (LV)	Heavy Vehicle (HV)
	fr South	fr East	fr North	R.Turn	fr South	fr East	fr North	R.Turn	fr South	fr East	fr North	R.Turn	fr South	fr East	fr North				
6:00 -- 6:15	8	5	12	102	289	420	29	30	17			3	3	2		67	1077	72	4
6:15 -- 6:30	5	8	4	85	254	403	17	33	15			0	2	0		103	1559	97	2
6:30 -- 6:45	4	14	8	103	489	603	19	38	10			0	0	0		125	1860	134	5
6:45 -- 7:00	7	13	14	102	439	562	14	39	5			0	3	0		99	2104	179	3
7:00 -- 7:15	12	10	2	88	1093	312	18	58	5			0	5	0		53	1615	105	2
7:15 -- 7:30	2	9	2	112	1605	235	18	64	2			0	5	0		54	2298	98	3
7:30 -- 7:45	5	2	4	125	1182	414	42	72	5			3	5	0		40	1965	167	0
7:45 -- 8:00	2	2	0	102	577	427	17	67	2			2	9	0		33	1809	175	5
8:00 -- 8:15	5	8	3	84	650	457	20	70	4			0	10	0		25	1983	192	5
8:15 -- 8:30	2	2	0	79	563	483	15	78	2			2	7	0		25	2215	159	5
8:30 -- 8:45	2	5	4	88	532	532	35	87	2			2	7	0		17	1147	165	9
8:45 -- 9:00	4	7	2	90	342	513	23	95	8			2	4	0		24	1134	98	7
9:00 -- 9:15	5	9	9	109	339	563	33	73	18			0	0	0		19	949	110	7
9:15 -- 9:30	5	3	39	90	320	438	22	72	20			2	7	0		20	1060	127	12
9:30 -- 9:45	3	0	7	58	382	468	19	68	13			2	2	0		20	964	97	8
9:45 -- 10:00	8	5	7	93	279	534	33	70	14			0	3	0		13	910	82	9
10:00 -- 10:15	5	4	7	85	353	542	33	57	23			0	3	0		13	865	80	13
10:15 -- 10:30	5	15	8	92	365	283	33	53	8			2	3	0		14	898	108	4
10:30 -- 10:45	2	5	13	105	357	619	33	84	7			0	2	0		17	880	135	5
10:45 -- 11:00	8	8	9	149	357	400	34	78	15			0	9	0		13	964	110	4
11:00 -- 11:15	10	13	17	130	428	507	35	90	19			0	5	0		29	838	112	3
11:15 -- 11:30	8	17	12	160	384	359	39	83	19			2	4	0		12	844	125	12
11:30 -- 11:45	0	4	14	144	394	353	25	89	13			0	7	0		9	644	117	4
11:45 -- 12:00	3	9	7	113	298	355	17	73	38			0	2	0		12	775	107	4
12:00 -- 12:15	10	9	9	163	372	263	32	67	14			0	4	0		24	717	94	4
12:15 -- 12:30	7	8	0	93	317	329	29	58	28			3	2	0		30	723	79	7
12:30 -- 12:45	8	7	2	104	295	325	18	64	18			2	3	0		35	767	93	4
12:45 -- 13:00	5	7	3	107	258	323	19	59	12			0	7	0		60	815	80	4
13:00 -- 13:15	4	10	0	77	268	243	24	55	13			0	9	0		28	820	93	9
13:15 -- 13:30	5	3	5	60	254	265	20	57	15			3	8	0		23	843	124	4
13:30 -- 13:45	5	5	8	68	225	229	5	60	10			0	5	0		18	813	135	4
13:45 -- 14:00	2	3	7	65	294	260	15	53	10			2	9	0		18	843	144	5
14:00 -- 14:15	2	4	4	50	282	247	19	68	15			0	5	2		10	808	132	7
14:15 -- 14:30	3	5	7	69	308	315	24	70	14			3	8	0		13	1198	133	8
14:30 -- 14:45	4	5	7	53	259	229	17	47	9			0	5	2		20	705	127	2
14:45 -- 15:00	2	2	5	53	259	243	25	54	13			2	7	2		15	733	108	7
15:00 -- 15:15	0	9	2	34	272	273	24	69	10			2	7	0		12	710	132	5
15:15 -- 15:30	7	2	10	48	302	304	17	50	22			0	5	0		18	615	109	7
15:30 -- 15:45	10	0	9	64	259	314	24	73	14			0	7	0		7	894	117	12
15:45 -- 16:00	2	2	4	77	245	267	30	70	17			0	7	0		15	670	78	4
16:00 -- 16:15	4	5	10	73	447	353	25	64	14			0	4	0		22	643	100	9
16:15 -- 16:30	3	14	12	84	445	349	28	64	14			0	8	0		19	999	149	7
16:30 -- 16:45	9	13	12	177	393	354	47	62	12			2	2	0		33	919	115	7
16:45 -- 17:00	13	12	14	138	402	315	35	74	10			0	7	0		24	964	128	10
17:00 -- 17:15	20	17	23	152	473	192	24	89	14			0	4	0		53	1072	130	5
17:15 -- 17:30	19	20	24	208	572	309	34	88	8			2	3	0		34	1260	150	3
17:30 -- 17:45	23	8	4	227	582	427	55	114	22			0	2	2		44	1099	119	8
17:45 -- 18:00	9	9	19	262	612	327	68	117	17			0	4	0		22	1064	154	5
Total				296	356	403	5014	20666	17837	1280	3267	629	43	239	10	1453	52051	5774	282

1st Day (23 March, 2004)

Chbar Ampov IS

Directions	Dir. No.2 East In (To National Road No.1)												Dir. No.2 East In (To National Road No.1)											
	Pedal cycle (PC)						Motor cycle (MC)						Light vehicle (LV)						Heavy vehicle (HV)					
	to North R Turn	to West Straight	to South L Turn	to North R Turn	to West Straight	to South L Turn	to North R Turn	to West Straight	to South L Turn	to North R Turn	to West Straight	to South L Turn	to North R Turn	to West Straight	to South L Turn	to North R Turn	to West Straight	to South L Turn	to North R Turn	to West Straight	to South L Turn			
6:00	18	30	10	75	582	45	7	60	7	4	2	2	28	459	20	3								
6:15	27	30	8	68	1005	72	10	52	5	0	0	0	37	660	38	0								
6:30	23	55	4	88	1345	62	3	82	2	0	0	0	60	835	39	0								
6:45	23	34	8	130	1509	74	5	197	4	0	0	0	77	888	39	4								
7:00	8	19	3	128	522	47	5	99	2	0	0	0	44	1149	54	4								
7:15	12	25	7	129	1350	33	2	94	2	0	0	0	30	1022	65	3								
7:30	20	25	8	88	1003	35	3	162	2	0	0	0	12	2262	79	5								
7:45	24	17	8	83	768	24	4	180	3	0	0	0	13	2050	74	8								
8:00	28	29	7	113	980	47	3	182	2	0	0	0	23	574	57	8								
8:15	12	15	8	68	422	34	3	148	2	0	0	0	14	2045	97	8								
8:30	25	14	10	122	947	67	3	182	2	0	0	0	8	1954	108	5								
8:45	18	12	13	70	280	58	2	74	4	0	0	0	8	537	90	7								
9:00	32	14	18	60	322	98	2	75	8	0	0	0	22	1885	63	3								
9:15	18	17	17	112	293	73	0	69	5	2	0	0	13	598	60	3								
9:30	20	7	22	88	352	67	0	54	8	0	0	0	13	1883	87	3								
9:45	18	3	15	73	249	75	8	53	10	9	5	0	8	1757	59	2								
10:00	34	4	13	50	365	80	0	54	3	0	0	0	14	547	60	0								
10:15	32	2	8	165	375	64	0	74	7	0	0	0	22	200	60	2								
10:30	25	10	28	120	434	85	2	98	5	0	0	0	19	1900	82	4								
10:45	37	47	28	104	538	100	0	82	7	0	0	0	18	2509	74	0								
11:00	110	15	30	150	368	90	0	145	7	0	0	0	37	2142	87	5								
11:15	40	4	17	148	343	43	3	85	3	0	0	0	29	2603	99	3								
11:30	32	8	19	115	297	63	2	178	5	0	0	0	22	564	83	3								
11:45	30	3	15	103	225	45	5	97	2	0	0	0	33	523	80	2								
12:00	33	7	2	67	207	38	2	55	2	0	0	0	32	459	67	3								
12:15	4	5	10	45	238	52	0	33	3	0	0	0	35	419	69	4								
12:30	14	9	4	57	228	39	5	49	3	0	0	0	30	435	72	3								
12:45	15	23	5	75	272	45	0	67	3	0	0	0	42	538	72	3								
13:00	4	9	7	69	280	48	0	37	3	0	0	0	72	514	62	3								
13:15	18	14	12	70	279	34	0	77	3	0	0	0	28	428	52	4								
13:30	9	7	12	38	219	38	2	63	3	0	0	0	19	329	72	2								
13:45	20	13	15	55	407	34	3	84	5	0	0	0	10	322	68	7								
14:00	8	3	8	79	364	34	2	17	9	0	0	0	9	399	79	0								
14:15	17	7	4	65	257	38	4	88	5	0	0	0	8	348	69	7								
14:30	22	12	7	67	257	37	2	68	2	0	0	0	8	365	54	5								
14:45	20	14	10	55	175	39	4	88	14	0	0	0	14	284	55	8								
15:00	19	8	5	82	367	45	3	77	2	2	2	0	15	334	67	3								
15:15	20	13	2	80	324	47	2	69	5	0	0	0	10	420	73	4								
15:30	24	4	2	127	422	57	3	75	5	0	0	0	15	430	84	3								
15:45	23	9	3	147	488	49	4	67	4	0	0	0	17	437	62	2								
16:00	37	14	18	113	425	38	5	77	3	0	0	0	25	1852	67	0								
16:15	30	32	19	153	409	72	7	75	5	0	0	0	12	597	72	5								
16:30	42	25	15	117	750	75	4	75	9	0	0	0	9	629	70	0								
16:45	45	10	29	180	407	77	5	84	4	0	0	0	10	609	95	5								
17:00	134	34	14	210	634	59	7	99	9	0	0	0	34	699	85	5								
17:15	55	19	23	155	758	67	4	99	4	0	0	0	63	917	103	2								
17:30	40	19	27	135	797	84	4	19	4	0	0	0	90	899	105	0								
17:45	25	7	19	154	835	65	12	125	4	0	0	0	25	812	118	0								
Total	1344	756	596	4845	24673	2692	156	4243	221	20	239	13	1236	45021	3446	163								

1st Day (23 March, 2004)

Chbar Ampov 'S

Directions	Direction No.3 North Out (from Chbar Ampov Market)										Dir. No.3 North In (To Chbar Ampov Market)										
	Pedal cycle (PC)					Motor cycle (MC)					Light vehicle (LV)					Heavy vehicle (HV)					
	to West		to South		to East	to West		to South		to East	to West		to South		to East	to West		to South		to East	
	R.Turn	Straight	L.Turn	R.Turn	Straight	L.Turn	R.Turn	Straight	L.Turn	R.Turn	Straight	L.Turn	R.Turn	Straight	L.Turn	R.Turn	Straight	L.Turn	R.Turn	Straight	L.Turn
6:00 ~ 6:15	30	15	13	418	29	52	4	5	2	3	0	2	14	367	25	0	0	0	0	0	0
6:15 ~ 6:30	39	13	24	442	42	77	5	0	4	3	0	2	19	389	18	0	0	0	0	0	0
6:30 ~ 6:45	34	19	39	615	50	137	7	0	5	4	2	2	19	444	14	0	0	0	0	0	0
6:45 ~ 7:00	43	25	68	590	48	50	7	2	28	0	0	2	37	445	12	0	0	0	0	0	0
7:00 ~ 7:15	38	10	34	528	53	25	10	0	32	9	0	4	17	333	4	0	0	0	0	0	0
7:15 ~ 7:30	35	42	62	477	93	65	15	0	5	5	2	0	44	340	3	0	0	0	0	0	0
7:30 ~ 7:45	57	67	54	563	153	90	19	0	2	4	2	3	39	369	9	0	0	0	0	0	0
7:45 ~ 8:00	52	14	22	504	128	70	2	0	8	4	2	7	47	337	9	0	0	0	0	0	0
8:00 ~ 8:15	23	15	15	619	78	38	13	0	10	13	3	7	57	399	13	0	0	0	0	0	0
8:15 ~ 8:30	15	10	4	489	80	23	12	0	5	8	0	3	48	434	3	0	0	0	0	0	0
8:30 ~ 8:45	14	3	8	388	52	17	7	0	5	9	3	4	47	389	8	0	0	0	0	0	0
8:45 ~ 9:00	9	7	8	394	34	19	12	0	7	9	3	4	64	469	9	0	0	0	0	0	0
9:00 ~ 9:15	5	18	8	417	49	14	5	0	7	10	10	8	82	392	19	0	0	0	0	0	0
9:15 ~ 9:30	8	27	5	384	88	8	5	3	8	10	7	4	60	432	20	0	0	0	0	0	0
9:30 ~ 9:45	20	10	9	457	62	13	7	3	7	20	7	13	65	399	8	0	0	0	0	0	0
9:45 ~ 10:00	13	25	9	599	57	18	7	0	4	33	5	15	45	425	8	0	0	0	0	0	0
10:00 ~ 10:15	9	27	9	539	80	24	9	0	13	33	5	15	44	380	20	0	0	0	0	0	0
10:15 ~ 10:30	12	9	5	394	53	27	14	0	18	38	13	13	58	359	17	0	0	0	0	0	0
10:30 ~ 10:45	20	25	9	404	39	23	5	0	2	2	0	17	63	412	20	0	0	0	0	0	0
10:45 ~ 11:00	13	13	10	397	45	15	4	0	3	9	4	13	64	405	23	0	0	0	0	0	0
11:00 ~ 11:15	12	29	25	312	107	13	8	3	8	5	0	9	139	432	32	0	0	0	0	0	0
11:15 ~ 11:30	12	45	19	263	53	34	7	0	5	10	5	8	69	452	27	0	0	0	0	0	0
11:30 ~ 11:45	7	49	8	240	87	18	5	0	7	22	5	8	65	394	27	0	0	0	0	0	0
11:45 ~ 12:00	2	44	53	285	107	13	5	2	5	27	0	14	44	377	23	0	0	0	0	0	0
12:00 ~ 12:15	4	13	12	199	32	20	7	3	5	9	2	35	30	192	8	0	0	0	0	0	0
12:15 ~ 12:30	14	14	15	243	84	18	4	0	0	12	0	7	40	200	5	0	0	0	0	0	0
12:30 ~ 12:45	8	8	8	275	74	59	12	2	8	22	3	7	14	295	15	0	0	0	0	0	0
12:45 ~ 13:00	9	12	13	278	68	15	2	3	5	29	3	7	42	272	7	0	0	0	0	0	0
13:00 ~ 13:15	8	15	35	297	117	33	9	0	5	19	0	22	33	287	12	0	0	0	0	0	0
13:15 ~ 13:30	8	18	10	272	53	15	3	0	3	17	5	14	24	278	13	0	0	0	0	0	0
13:30 ~ 13:45	8	5	22	293	54	20	7	0	7	22	0	13	37	242	12	0	0	0	0	0	0
13:45 ~ 14:00	4	7	33	329	49	14	12	3	4	43	7	17	24	244	10	0	0	0	0	0	0
14:00 ~ 14:15	8	7	4	342	45	19	10	2	10	42	3	18	14	257	18	0	0	0	0	0	0
14:15 ~ 14:30	5	9	4	333	43	12	12	2	7	7	4	8	17	274	8	0	0	0	0	0	0
14:30 ~ 14:45	3	18	5	440	39	15	9	0	7	7	3	9	14	224	9	0	0	0	0	0	0
14:45 ~ 15:00	4	2	15	350	53	10	7	0	3	7	0	10	33	223	14	0	0	0	0	0	0
15:00 ~ 15:15	9	3	17	304	48	12	9	0	7	3	2	4	32	284	12	0	0	0	0	0	0
15:15 ~ 15:30	9	5	4	294	53	22	5	0	5	8	3	12	45	283	18	0	0	0	0	0	0
15:30 ~ 15:45	8	23	3	328	72	15	10	2	10	10	5	14	27	289	17	0	0	0	0	0	0
15:45 ~ 16:00	8	47	10	275	67	49	2	0	7	14	5	34	35	297	18	0	0	0	0	0	0
16:00 ~ 16:15	14	5	9	430	57	27	8	0	9	59	0	19	53	332	19	0	0	0	0	0	0
16:15 ~ 16:30	12	32	12	322	82	12	12	3	9	10	5	15	104	353	12	0	0	0	0	0	0
16:30 ~ 16:45	5	18	10	305	88	39	7	2	7	9	3	5	78	429	12	0	0	0	0	0	0
16:45 ~ 17:00	12	30	2	307	87	9	7	0	3	9	5	9	65	409	13	0	0	0	0	0	0
17:00 ~ 17:15	5	15	12	278	82	25	10	2	4	5	7	4	129	420	14	0	0	0	0	0	0
17:15 ~ 17:30	37	23	10	332	113	44	7	0	5	30	3	27	64	489	8	0	0	0	0	0	0
17:30 ~ 17:45	42	22	42	475	90	68	13	3	5	38	2	29	29	297	15	2	2	2	2	2	2
17:45 ~ 18:00	68	24	28	463	97	53	12	4	10	62	0	28	72	500	17	0	0	0	0	0	0
Total	834	936	859	18482	3318	1512	390	49	345	783	148	544	2305	16944	677	15	15	15	15	15	15

Directions	1st. Day (23 March, 2004)			
	Dir. No.4	South In (To Street No. 396)	Light Vehicle (LV)	Heavy Vehicle (HV)
	Pedal Cycle (PC)	Motor Cycle (MC)	Light Vehicle (LV)	Heavy Vehicle (HV)
6:00 ~ 6:15	14	117	23	4
6:15 ~ 6:30	17	150	17	0
6:30 ~ 6:45	19	365	22	0
6:45 ~ 7:00	28	330	14	0
7:00 ~ 7:15	29	322	19	0
7:15 ~ 7:30	22	274	27	0
7:30 ~ 7:45	18	314	43	4
7:45 ~ 8:00	10	260	40	2
8:00 ~ 8:15	22	208	29	2
8:15 ~ 8:30	15	248	19	0
8:30 ~ 8:45	10	288	32	2
8:45 ~ 9:00	17	262	20	3
9:00 ~ 9:15	19	298	38	0
9:15 ~ 9:30	29	249	28	2
9:30 ~ 9:45	20	220	19	2
9:45 ~ 10:00	28	232	43	0
10:00 ~ 10:15	23	260	34	0
10:15 ~ 10:30	15	207	35	2
10:30 ~ 10:45	20	223	47	0
10:45 ~ 11:00	38	355	45	2
11:00 ~ 11:15	30	287	44	0
11:15 ~ 11:30	23	258	47	4
11:30 ~ 11:45	19	324	32	0
11:45 ~ 12:00	23	304	45	0
12:00 ~ 12:15	14	334	38	2
12:15 ~ 12:30	22	278	37	2
12:30 ~ 12:45	12	264	25	2
12:45 ~ 13:00	15	278	23	3
13:00 ~ 13:15	14	235	18	0
13:15 ~ 13:30	18	163	37	4
13:30 ~ 13:45	15	234	12	2
13:45 ~ 14:00	12	198	23	2
14:00 ~ 14:15	10	224	28	0
14:15 ~ 14:30	8	258	32	0
14:30 ~ 14:45	15	207	27	0
14:45 ~ 15:00	17	187	38	2
15:00 ~ 15:15	14	203	22	0
15:15 ~ 15:30	10	248	24	2
15:30 ~ 15:45	20	212	34	2
15:45 ~ 16:00	17	249	43	0
16:00 ~ 16:15	25	283	30	0
16:15 ~ 16:30	30	297	35	0
16:30 ~ 16:45	34	375	62	3
16:45 ~ 17:00	43	379	34	2
17:00 ~ 17:15	44	413	32	0
17:15 ~ 17:30	54	1754	45	0
17:30 ~ 17:45	59	480	69	0
17:45 ~ 18:00	37	483	78	0
Total	1067	14591	1608	59

Chbar Ampov IS

1st Day (23 March, 2004)

Directions	Direction No. 5 North Out (from Market road)										Dir. No. 5 North In (To Market road)									
	Pedal Cycle (PC)					Motor cycle (MC)					Light vehicle (LV)					Heavy vehicle (HV)				
	to West Straight	to ? L-Turn	to ? L-Turn	to ? L-Turn	to ? L-Turn	to West Straight	to ? L-Turn	to ? L-Turn	to ? L-Turn	to ? L-Turn	to West Straight	to ? L-Turn	to ? L-Turn	to ? L-Turn	to ? L-Turn	to West Straight	to ? L-Turn	to ? L-Turn	to ? L-Turn	to ? L-Turn
6:00 -- 6:15	0	7	27	12	0	0	0	0	0	0	0	0	0	0	4	63	0	0	0	0
6:15 -- 6:30	0	33	23	24	0	0	0	0	0	0	0	0	0	0	5	113	0	0	0	0
6:30 -- 6:45	0	49	37	88	0	0	0	0	0	0	0	0	0	8	118	0	0	0	0	0
6:45 -- 7:00	0	30	40	39	0	0	0	0	0	0	0	0	0	13	127	0	0	0	0	0
7:00 -- 7:15	0	3	50	29	0	0	0	0	0	0	0	0	0	5	64	0	0	0	0	0
7:15 -- 7:30	2	3	52	19	0	0	0	0	0	0	0	0	0	2	95	0	0	0	0	0
7:30 -- 7:45	2	4	64	10	0	0	0	0	0	0	0	0	0	9	105	0	0	0	0	0
7:45 -- 8:00	0	5	92	9	0	0	0	0	0	0	0	0	0	4	113	0	0	0	0	0
8:00 -- 8:15	0	4	109	30	0	0	0	0	0	0	0	0	0	7	119	0	0	0	0	0
8:15 -- 8:30	0	3	90	18	0	0	0	0	0	0	0	0	0	7	89	0	0	0	0	0
8:30 -- 8:45	3	3	69	23	0	0	0	0	0	0	0	0	0	9	108	0	0	0	0	0
8:45 -- 9:00	2	9	135	32	0	0	0	0	0	0	0	0	0	10	189	0	0	0	0	0
9:00 -- 9:15	3	5	77	20	0	0	0	0	0	0	0	0	0	7	137	2	0	0	0	0
9:15 -- 9:30	3	13	85	23	0	0	0	0	0	0	0	0	0	9	140	0	0	0	0	0
9:30 -- 9:45	5	8	78	32	0	0	0	0	0	0	0	0	0	3	148	0	0	0	0	0
9:45 -- 10:00	0	7	60	33	0	0	0	0	0	0	0	0	0	5	145	0	0	0	0	0
10:00 -- 10:15	2	12	57	27	0	0	0	0	0	0	0	0	0	8	104	0	0	0	0	0
10:15 -- 10:30	0	7	39	24	0	0	0	0	0	0	0	0	0	4	94	0	0	0	0	0
10:30 -- 10:45	0	10	40	30	0	0	0	0	0	0	0	0	0	10	72	0	0	0	0	0
10:45 -- 11:00	3	3	63	19	0	0	0	0	0	0	0	0	0	7	99	0	0	0	0	0
11:00 -- 11:15	0	8	55	18	0	0	0	0	0	0	0	0	0	9	118	0	0	0	0	0
11:15 -- 11:30	0	3	32	24	0	0	0	0	0	0	0	0	0	7	48	0	0	0	0	0
11:30 -- 11:45	0	10	79	43	0	0	0	0	0	0	0	0	0	14	92	0	0	0	0	0
11:45 -- 12:00	0	8	62	14	0	0	0	0	0	0	0	0	0	5	67	0	0	0	0	0
12:00 -- 12:15	0	2	84	10	0	0	0	0	0	0	0	0	0	0	84	0	0	0	0	0
12:15 -- 12:30	0	8	27	5	0	0	0	0	0	0	0	0	0	3	48	0	0	0	0	0
12:30 -- 12:45	0	7	80	17	0	0	0	0	0	0	0	0	0	5	33	0	0	0	0	0
12:45 -- 13:00	3	7	45	23	0	0	0	0	0	0	0	0	0	5	89	0	0	0	0	0
13:00 -- 13:15	3	2	32	14	0	0	0	0	0	0	0	0	0	14	68	0	0	0	0	0
13:15 -- 13:30	0	3	39	15	0	0	0	0	0	0	0	0	0	12	58	0	0	0	0	0
13:30 -- 13:45	4	2	44	12	0	0	0	0	0	0	0	0	0	5	49	0	0	0	0	0
13:45 -- 14:00	0	3	17	13	0	0	0	0	0	0	0	0	0	0	45	0	0	0	0	0
14:00 -- 14:15	0	3	50	12	0	0	0	0	0	0	0	0	0	3	68	0	0	0	0	0
14:15 -- 14:30	2	4	64	8	0	0	0	0	0	0	0	0	0	3	72	0	0	0	0	0
14:30 -- 14:45	2	0	50	17	0	0	0	0	0	0	0	0	0	5	52	0	0	0	0	0
14:45 -- 15:00	7	9	64	18	0	0	0	0	0	0	0	0	0	9	99	0	0	0	0	0
15:00 -- 15:15	2	4	44	9	0	0	0	0	0	0	0	0	0	3	83	2	0	0	0	0
15:15 -- 15:30	4	3	52	15	0	0	0	0	0	0	0	0	0	4	82	0	0	0	0	0
15:30 -- 15:45	0	12	43	25	0	0	0	0	0	0	0	0	0	2	84	0	0	0	0	0
15:45 -- 16:00	0	2	75	15	0	0	0	0	0	0	0	0	0	2	58	0	0	0	0	0
16:00 -- 16:15	0	3	45	17	0	0	0	0	0	0	0	0	0	4	67	0	0	0	0	0
16:15 -- 16:30	4	12	80	35	0	0	0	0	0	0	0	0	0	9	40	0	0	0	0	0
16:30 -- 16:45	3	7	50	17	0	0	0	0	0	0	0	0	0	4	14	0	0	0	0	0
16:45 -- 17:00	4	8	79	22	0	0	0	0	0	0	0	0	0	4	28	0	0	0	0	0
17:00 -- 17:15	4	7	88	32	0	0	0	0	0	0	0	0	0	14	32	0	0	0	0	0
17:15 -- 17:30	2	15	63	50	0	0	0	0	0	0	0	0	0	10	24	0	0	0	0	0
17:30 -- 17:45	4	13	75	40	0	0	0	0	0	0	0	0	0	5	22	0	0	0	0	0
17:45 -- 18:00	0	12	79	25	0	0	0	0	0	0	0	0	0	10	24	0	0	0	0	0
Total	73	395	2884	1106	0	0	0	0	0	0	0	0	0	306	3890	4	0	0	0	0

Directions	Direction No. 6 South Out (from river side road)												Dir. No. 6 South In (To river side road)				
	Pedal cycle (PC)			Motor cycle (MC)			Light vehicle (LV)			Heavy vehicle (HV)			Pedal Cycle (PC)	Motor Cycle (MC)	Light Vehicle (LV)	Heavy Vehicle (HV)	
	to South R Turn	to East Straight	to ? L Turn	to South R Turn	to East Straight	to ? L Turn	to South R Turn	to East Straight	to ? L Turn	to South R Turn	to East Straight	to ? L Turn					
6:00 - 6:15	2	0	2	0	0	4	0	0	0	0	2	0	0	2	4	2	0
6:15 - 6:30	0	0	0	0	0	9	0	0	0	0	0	0	0	0	13	3	0
6:30 - 6:45	0	2	2	4	5	28	0	0	0	0	2	0	0	2	13	2	0
6:45 - 7:00	0	3	2	3	5	63	0	0	0	0	0	0	0	2	13	2	0
7:00 - 7:15	0	0	2	0	4	44	0	0	0	0	0	0	0	2	19	0	0
7:15 - 7:30	0	0	2	2	7	107	0	0	0	0	0	0	0	2	12	3	0
7:30 - 7:45	0	0	2	0	9	94	0	0	0	0	0	0	0	0	15	0	0
7:45 - 8:00	0	0	2	0	3	109	0	0	0	0	0	0	0	0	12	3	0
8:00 - 8:15	0	0	4	4	3	87	0	0	0	0	0	0	0	2	8	0	0
8:15 - 8:30	0	0	0	3	2	39	0	0	0	0	0	0	0	2	11	0	0
8:30 - 8:45	0	0	0	0	3	20	0	0	0	0	0	0	0	0	14	8	0
8:45 - 9:00	0	0	0	0	3	25	0	0	0	0	0	0	0	0	3	0	0
9:00 - 9:15	0	0	3	0	0	19	0	0	0	0	0	0	0	0	9	2	0
9:15 - 9:30	0	0	0	0	2	18	0	0	0	0	0	0	0	3	39	4	0
9:30 - 9:45	2	0	0	2	0	13	2	0	0	0	0	0	0	0	14	4	0
9:45 - 10:00	2	0	0	2	0	27	0	0	0	0	0	0	0	0	19	3	0
10:00 - 10:15	0	0	0	2	4	28	2	0	0	0	0	0	0	0	47	4	0
10:15 - 10:30	0	0	0	2	2	5	0	0	0	0	0	0	0	3	32	7	0
10:30 - 10:45	0	3	2	0	0	2	0	0	2	0	0	0	0	0	13	0	0
10:45 - 11:00	0	3	2	0	0	3	0	0	0	0	0	0	0	0	34	3	0
11:00 - 11:15	0	0	0	0	0	5	0	0	0	0	0	0	0	3	29	2	0
11:15 - 11:30	0	2	0	0	2	2	2	0	0	0	0	0	0	3	13	2	0
11:30 - 11:45	0	0	0	0	2	4	3	0	0	0	0	0	0	2	10	0	0
11:45 - 12:00	2	2	0	0	0	0	0	0	2	0	0	0	0	0	12	3	0
12:00 - 12:15	0	0	0	0	0	9	0	0	0	0	0	0	0	2	23	3	0
12:15 - 12:30	0	0	0	0	0	4	0	0	2	0	0	0	0	0	23	7	0
12:30 - 12:45	0	0	0	0	3	4	0	0	2	2	0	0	0	0	13	2	0
12:45 - 13:00	0	0	0	0	2	3	0	0	0	0	0	0	0	0	14	2	0
13:00 - 13:15	2	2	0	2	2	0	0	0	0	0	0	0	0	0	9	0	0
13:15 - 13:30	0	0	0	0	2	9	0	0	0	0	0	0	0	3	34	3	0
13:30 - 13:45	0	2	3	4	3	5	0	0	0	0	0	0	0	0	22	5	0
13:45 - 14:00	0	0	0	3	4	17	0	0	2	2	0	0	0	0	8	4	0
14:00 - 14:15	0	0	3	0	2	17	0	0	0	0	0	0	0	0	12	2	0
14:15 - 14:30	0	0	0	2	2	12	0	0	0	0	0	0	0	4	10	2	0
14:30 - 14:45	2	0	3	3	0	24	0	0	2	0	0	0	0	2	28	3	0
14:45 - 15:00	0	0	0	3	0	18	0	0	0	0	0	0	0	0	8	4	0
15:00 - 15:15	0	0	0	4	0	18	0	0	0	0	0	0	0	0	12	0	0
15:15 - 15:30	0	3	0	3	0	10	0	0	0	0	0	0	0	3	13	0	0
15:30 - 15:45	3	0	2	0	3	4	0	0	2	0	0	0	0	0	10	2	0
15:45 - 16:00	0	2	0	0	2	8	0	0	0	0	0	0	0	0	8	4	0
16:00 - 16:15	0	3	2	2	0	9	0	0	2	0	0	0	0	0	13	2	0
16:15 - 16:30	2	0	0	0	0	10	0	0	0	2	0	0	0	2	12	0	0
16:30 - 16:45	0	0	0	2	3	12	0	0	0	0	0	0	0	3	9	3	0
16:45 - 17:00	0	0	0	0	3	5	0	0	0	0	0	0	0	0	13	2	0
17:00 - 17:15	0	2	0	7	0	2	0	0	0	0	0	0	0	2	8	0	0
17:15 - 17:30	3	0	2	8	2	3	0	0	0	0	0	0	0	2	3	0	0
17:30 - 17:45	4	2	0	15	3	3	0	0	0	0	0	0	0	2	19	0	0
17:45 - 18:00	3	0	2	10	2	0	0	0	0	0	0	0	0	2	14	3	0
Total	27	31	42	95	89	961	9	16	28	0	2	0	0	64	746	109	0

Chbar Ampov IS 1st Day (23 March, 2004)

Directions	Total	
	in All Direction	out All Direction
6:00 -- 6:15	2369	2391
6:15 -- 6:30	3240	2846
6:30 -- 6:45	4084	4092
6:45 -- 7:00	4416	4232
7:00 -- 7:15	3840	3311
7:15 -- 7:30	4400	4712
7:30 -- 7:45	5455	4410
7:45 -- 8:00	5004	3355
8:00 -- 8:15	3733	3785
8:15 -- 8:30	5444	2752
8:30 -- 8:45	4331	3311
8:45 -- 9:00	2953	2341
9:00 -- 9:15	4063	2469
9:15 -- 9:30	2908	2335
9:30 -- 9:45	3982	2418
9:45 -- 10:00	3793	2480
10:00 -- 10:15	2516	2624
10:15 -- 10:30	2141	2271
10:30 -- 10:45	3922	2669
10:45 -- 11:00	4771	2642
11:00 -- 11:15	4378	2786
11:15 -- 11:30	4680	2310
11:30 -- 11:45	2425	2363
11:45 -- 12:00	2443	2092
12:00 -- 12:15	2130	1806
12:15 -- 12:30	2031	1723
12:30 -- 12:45	2119	1868
12:45 -- 13:00	2364	1838
13:00 -- 13:15	2291	1788
13:15 -- 13:30	2153	1690
13:30 -- 13:45	2027	1541
13:45 -- 14:00	1987	1942
14:00 -- 14:15	2083	1827
14:15 -- 14:30	2472	1855
14:30 -- 14:45	1872	1771
14:45 -- 15:00	1857	1673
15:00 -- 15:15	1945	1835
15:15 -- 15:30	1988	1843
15:30 -- 15:45	2261	2102
15:45 -- 16:00	2016	2146
16:00 -- 16:15	3546	2458
16:15 -- 16:30	2754	2499
16:30 -- 16:45	2808	2795
16:45 -- 17:00	2837	2472
17:00 -- 17:15	3191	2803
17:15 -- 17:30	4985	3257
17:30 -- 17:45	3363	3592
17:45 -- 18:00	3440	3677
Total	151811	123796

12 hour (pcu)	PCU Ratio	PC	MC	LV	HV
Dir.No.1 West out	0.25	264	10879	1.25	3.75
Dir.No.1 West in		363	13013	7218	1058
Dir.No.2 East out		674	8053	5775	1020
Dir.No.2 East in		309	11255	4308	611
Dir.No.3 North out		657	5828	980	5531
Dir.No.3 North in		576	4236	846	56
Dir.No.4 South out		267	3648	2010	221
Dir.No.4 South in		117	998	0	0
Dir.No.5 North out		77	973	5	0
Dir.No.5 North in		25	289	66	8
Dir.No.6 South out		16	187	136	0
Dir.No.6 South in		0	0	0	0

24 hour (pcu)	PCU Ratio	PC	MC	LV	HV
Dir.No.1 West out	0.25	277	13055	1.25	3.75
Dir.No.1 West in		382	15615	8661	1376
Dir.No.2 East out		708	9663	6930	1328
Dir.No.2 East in		325	13506	5169	795
Dir.No.3 North out		690	6994	1176	7193
Dir.No.3 North in		605	5083	1015	75
Dir.No.4 South out		280	4377	2413	289
Dir.No.4 South in		123	7197	0	0
Dir.No.5 North out		80	1167	6	0
Dir.No.5 North in		26	344	80	11
Dir.No.6 South out		17	224	164	0
Dir.No.6 South in		0	0	0	0

Peak-hour (pcu)	PCU Ratio	PC	MC	LV	HV
Dir.No.1 West out	0.25	13	1568	463	109
Dir.No.1 West in		38	2014	790	49
Dir.No.2 East out		55	1354	621	53
Dir.No.2 East in		26	2289	428	45
Dir.No.3 North out		115	720	93	195
Dir.No.3 North in		84	425	128	0
Dir.No.4 South out		28	306	210	23
Dir.No.4 South in		12	121	0	0
Dir.No.5 North out		7	154	3	0
Dir.No.5 North in		3	108	13	0
Dir.No.6 South out		2	32	18	0
Dir.No.6 South in		0	0	0	0

12 hour (veh)	PC	MC	LV	HV
Dir.No.1 West out	1055	43517	5176	292
Dir.No.1 West in	1453	52051	5774	282
Dir.No.2 East out	2896	32210	4620	272
Dir.No.2 East in	1236	45021	3446	163
Dir.No.3 North out	2629	23312	784	1475
Dir.No.3 North in	2305	16944	677	15
Dir.No.4 South out	1067	14591	1608	59
Dir.No.4 South in	468	3990	0	0
Dir.No.5 North out	306	3890	4	0
Dir.No.5 North in	100	1145	53	2
Dir.No.6 South out	64	746	109	0
Dir.No.6 South in	0	0	0	0

24 hour (veh)	PC	MC	LV	HV
Dir.No.1 West out	1109	52220	6211	380
Dir.No.1 West in	1526	62461	6929	367
Dir.No.2 East out	2831	38652	5544	354
Dir.No.2 East in	1298	54025	4135	212
Dir.No.3 North out	2780	27974	941	1918
Dir.No.3 North in	2420	20333	812	20
Dir.No.4 South out	1170	17509	1930	77
Dir.No.4 South in	491	4788	0	0
Dir.No.5 North out	321	4668	5	0
Dir.No.5 North in	105	1374	64	3
Dir.No.6 South out	67	895	131	0
Dir.No.6 South in	0	0	0	0

Peak-hour (veh)	PC	MC	LV	HV
Dir.No.1 West out	52	6272	370	29
Dir.No.1 West in	152	8055	632	13
Dir.No.2 East out	221	5417	497	14
Dir.No.2 East in	103	9154	342	12
Dir.No.3 North out	458	2878	74	52
Dir.No.3 North in	335	1701	102	0
Dir.No.4 South out	110	1224	168	6
Dir.No.4 South in	48	482	0	0
Dir.No.5 North out	29	614	2	0
Dir.No.5 North in	10	425	10	0
Dir.No.6 South out	7	126	14	0
Dir.No.6 South in	0	0	0	0

Directions	Direction No. 1 West Out (from Montivong Bridge)										Dir. No.1 West In (To Montivong Bridge)													
	Pedal cycle (PC)					Motor cycle (MC)					Light vehicle (LV)					Heavy vehicle (HV)					Pedal Cycle (PC)	Motor Cycle (MC)	Light Vehicle (LV)	Heavy Vehicle (HV)
	fr South R Turn	fr East Straight	fr North L Turn	fr South R Turn	fr East Straight	fr North L Turn	fr South R Turn	fr East Straight	fr North L Turn	fr South R Turn	fr East Straight	fr North L Turn	fr South R Turn	fr East Straight	fr North L Turn	fr South R Turn	fr East Straight	fr North L Turn						
6:00 ~ 6:15	5	7	2	95	279	363	24	25	15	2	4	0	98	1098	87	7								
6:15 ~ 6:30	9	13	7	112	355	427	12	45	8	0	4	0	83	1697	119	0								
6:30 ~ 6:45	3	9	10	138	393	487	15	39	12	0	2	0	117	2113	162	4								
6:45 ~ 7:00	8	9	8	163	523	544	15	50	15	0	2	0	113	2094	167	4								
7:00 ~ 7:15	8	13	4	138	539	523	15	50	9	0	2	0	65	1978	210	0								
7:15 ~ 7:30	2	8	2	124	482	600	30	75	8	0	4	2	60	1863	207	3								
7:30 ~ 7:45	2	4	5	214	508	625	32	90	19	0	5	0	40	1433	170	5								
7:45 ~ 8:00	5	3	7	159	425	508	23	70	18	0	5	0	30	1407	159	7								
8:00 ~ 8:15	7	7	7	145	384	542	20	83	13	0	3	0	24	1229	130	3								
8:15 ~ 8:30	4	5	2	137	413	547	17	77	10	0	5	0	15	1095	118	9								
8:30 ~ 8:45	4	4	3	98	324	500	30	77	15	0	5	0	13	1033	108	9								
8:45 ~ 9:00	2	2	10	103	300	443	27	78	9	0	3	0	17	970	87	5								
9:00 ~ 9:15	10	17	5	129	349	519	9	79	30	0	0	0	17	968	94	9								
9:15 ~ 9:30	3	2	8	87	288	515	12	77	25	0	3	0	14	910	90	4								
9:30 ~ 9:45	7	2	9	109	447	455	12	80	30	0	2	0	19	920	105	14								
9:45 ~ 10:00	4	5	2	98	330	388	20	74	25	0	3	0	10	955	108	8								
10:00 ~ 10:15	3	17	8	122	388	385	15	73	5	0	4	2	13	849	94	8								
10:15 ~ 10:30	3	3	5	135	369	353	29	68	12	0	5	0	10	855	107	7								
10:30 ~ 10:45	5	5	8	105	410	374	28	77	14	0	3	2	13	859	115	3								
10:45 ~ 11:00	8	4	7	123	390	389	25	79	10	0	5	2	7	832	102	4								
11:00 ~ 11:15	7	10	8	164	457	389	37	65	10	0	7	0	23	852	90	5								
11:15 ~ 11:30	4	7	12	152	327	367	23	77	19	0	2	0	15	673	108	5								
11:30 ~ 11:45	2	4	15	140	384	325	34	108	4	0	0	0	15	647	90	4								
11:45 ~ 12:00	8	5	28	129	342	380	27	90	22	0	4	0	23	680	98	3								
12:00 ~ 12:15	13	8	7	120	302	313	33	83	4	0	17	0	19	750	93	3								
12:15 ~ 12:30	5	9	3	103	233	5	23	74	19	0	3	0	33	652	87	4								
12:30 ~ 12:45	10	2	5	97	263	10	28	62	22	0	4	0	42	700	93	3								
12:45 ~ 13:00	4	3	5	74	234	4	22	58	14	0	4	0	54	814	103	0								
13:00 ~ 13:15	3	7	3	68	239	219	24	48	15	0	7	0	28	762	92	9								
13:15 ~ 13:30	3	2	0	85	200	414	18	52	7	0	7	0	34	799	92	5								
13:30 ~ 13:45	2	5	4	62	264	227	25	54	15	0	10	0	15	750	105	2								
13:45 ~ 14:00	4	4	4	54	274	224	13	45	15	0	2	0	9	820	137	4								
14:00 ~ 14:15	7	2	4	85	272	223	22	59	18	0	9	0	10	829	149	8								
14:15 ~ 14:30	7	5	12	67	292	277	27	79	34	0	10	3	14	650	114	0								
14:30 ~ 14:45	5	2	7	93	264	252	24	72	19	0	3	0	5	693	119	10								
14:45 ~ 15:00	2	2	3	88	243	289	37	73	17	0	4	0	12	759	123	13								
15:00 ~ 15:15	3	4	4	109	277	268	25	52	3	0	5	0	13	755	124	7								
15:15 ~ 15:30	4	3	7	87	263	289	25	62	12	0	7	0	15	659	127	3								
15:30 ~ 15:45	8	4	4	107	259	250	27	79	10	0	3	0	15	690	97	10								
15:45 ~ 16:00	7	3	7	78	298	279	17	63	10	0	3	0	8	675	119	3								
16:00 ~ 16:15	2	5	13	124	350	325	27	82	13	0	4	0	22	993	105	7								
16:15 ~ 16:30	5	13	4	157	407	305	29	90	17	0	7	0	17	979	108	7								
16:30 ~ 16:45	5	12	4	179	439	367	29	79	10	0	4	0	23	670	113	5								
16:45 ~ 17:00	10	5	5	188	515	365	39	64	13	0	8	2	32	1020	109	4								
17:00 ~ 17:15	17	9	8	218	688	407	42	75	13	0	4	0	38	1175	139	10								
17:15 ~ 17:30	8	19	27	239	853	383	45	78	13	0	4	0	34	1248	137	5								
17:30 ~ 17:45	17	8	14	268	792	468	55	137	14	0	5	0	22	995	130	5								
17:45 ~ 18:00	18	8	10	239	527	360	44	120	17	0	4	0	27	995	148	8								
Total	292	312	346	6108	18154	17471	1231	3436	701	67	225	13	1395	47842	5688	265								

Directions	Direction NO.2 East Out (from National Road No.1)												Dir. No.2 East In (To National Road No.1)						
	Pedal cycle (PC)				Motor cycle (MC)				Light vehicle (LV)				Heavy vehicle (HV)			Pedal Cycle (PC)	Motor Cycle (MC)	Light Vehicle (LV)	Heavy Vehicle (HV)
	to North R Turn	to West Straight	to South L Turn	to North R Turn	to West Straight	to South L Turn	to North R Turn	to West Straight	to South L Turn	to North R Turn	to West Straight	to South L Turn	to North R Turn	to West Straight	to South L Turn				
6:00 ~ 6:15	25	39	20	128	628	50	8	59	3	3	2	0	7	20	384	23	2		
6:15 ~ 6:30	38	53	12	223	1517	58	19	112	4	0	0	0	0	34	480	50	3		
6:30 ~ 6:45	19	25	13	72	1352	74	3	9	7	0	0	0	2	54	574	50	2		
6:45 ~ 7:00	22	50	8	190	1532	65	5	117	3	0	0	0	4	47	664	62	0		
7:00 ~ 7:15	29	29	13	202	1693	75	3	159	2	0	0	0	0	69	685	62	5		
7:15 ~ 7:30	32	38	12	167	1515	113	7	152	3	2	2	0	0	23	639	77	7		
7:30 ~ 7:45	30	15	10	159	1070	142	8	130	5	0	0	3	3	7	549	68	3		
7:45 ~ 8:00	20	15	14	160	1065	77	12	9	5	0	0	0	0	5	509	79	5		
8:00 ~ 8:15	25	14	15	115	677	87	3	89	3	0	0	0	10	19	518	92	3		
8:15 ~ 8:30	22	3	15	70	374	77	3	42	9	0	0	0	9	13	467	68	2		
8:30 ~ 8:45	20	7	10	97	409	73	5	72	8	0	0	12	0	12	404	68	3		
8:45 ~ 9:00	32	12	13	163	403	83	3	54	14	0	0	4	2	10	409	69	3		
9:00 ~ 9:15	17	9	17	94	283	87	7	30	9	0	0	0	0	28	494	78	4		
9:15 ~ 9:30	24	9	9	117	288	72	2	39	3	0	0	2	2	3	377	84	2		
9:30 ~ 9:45	18	7	20	87	1024	68	5	53	2	0	0	9	0	5	548	77	0		
9:45 ~ 10:00	29	3	19	149	394	72	3	54	0	0	0	7	3	14	463	67	0		
10:00 ~ 10:15	42	5	12	107	377	58	4	40	12	0	0	3	0	24	470	74	4		
10:15 ~ 10:30	29	4	22	85	358	74	8	47	5	0	0	10	0	19	499	48	3		
10:30 ~ 10:45	24	4	14	99	403	73	14	75	12	0	0	5	2	28	565	79	2		
10:45 ~ 11:00	39	3	32	118	538	78	5	75	10	2	2	2	2	17	520	72	2		
11:00 ~ 11:15	49	8	13	102	368	62	4	77	5	0	0	0	0	18	655	75	3		
11:15 ~ 11:30	28	2	12	83	294	54	3	78	3	2	2	4	0	9	494	104	3		
11:30 ~ 11:45	39	2	12	153	320	64	3	44	0	0	0	3	0	17	569	98	2		
11:45 ~ 12:00	35	7	8	97	192	68	2	49	8	2	2	10	0	23	473	73	2		
12:00 ~ 12:15	33	7	3	79	475	49	4	43	2	0	0	2	0	28	484	78	5		
12:15 ~ 12:30	18	32	9	102	158	39	0	27	4	0	0	2	0	33	348	64	3		
12:30 ~ 12:45	32	13	8	84	255	47	0	44	2	0	0	8	0	17	450	48	4		
12:45 ~ 13:00	25	7	4	357	92	45	0	55	3	0	0	9	2	52	324	62	2		
13:00 ~ 13:15	19	10	3	328	73	50	2	35	7	0	0	3	2	40	429	38	4		
13:15 ~ 13:30	69	3	8	19	253	34	2	40	3	0	0	4	0	24	455	42	2		
13:30 ~ 13:45	19	17	3	67	323	32	0	29	2	0	0	9	0	5	480	59	7		
13:45 ~ 14:00	14	3	7	69	467	39	4	20	4	0	0	0	0	14	313	75	2		
14:00 ~ 14:15	20	7	4	78	300	25	5	64	3	0	0	4	0	17	328	57	4		
14:15 ~ 14:30	23	13	15	75	297	47	5	85	7	0	0	0	0	13	338	87	5		
14:30 ~ 14:45	33	9	7	65	265	33	3	40	5	0	0	17	0	12	323	64	2		
14:45 ~ 15:00	19	9	12	63	238	54	7	50	4	0	0	9	0	12	483	75	4		
15:00 ~ 15:15	23	9	24	77	384	35	4	87	4	0	0	13	0	10	494	58	3		
15:15 ~ 15:30	34	14	7	107	345	43	7	92	4	0	0	13	2	14	347	55	3		
15:30 ~ 15:45	22	10	18	70	314	35	2	45	7	0	0	4	0	10	514	70	2		
15:45 ~ 16:00	27	8	18	115	322	53	0	77	4	0	0	2	0	8	775	79	3		
16:00 ~ 16:15	18	13	18	83	298	40	0	73	4	0	0	5	0	10	622	80	3		
16:15 ~ 16:30	24	9	8	79	572	47	10	60	9	2	3	3	0	19	704	84	3		
16:30 ~ 16:45	33	24	9	93	649	75	3	72	5	0	0	8	0	48	718	94	2		
16:45 ~ 17:00	57	29	15	104	640	69	4	67	12	0	0	3	0	39	778	64	3		
17:00 ~ 17:15	92	19	17	197	939	75	7	93	7	0	0	9	0	34	924	82	5		
17:15 ~ 17:30	43	12	15	128	758	70	3	103	13	0	0	4	0	63	1073	78	4		
17:30 ~ 17:45	30	9	12	127	653	67	5	88	3	0	0	4	0	97	1065	125	5		
17:45 ~ 18:00	32	17	12	134	672	44	4	125	5	0	0	12	0	17	668	109	0		
Total	1446	666	601	5737	26816	2951	220	3179	258	10	255	22	1154	25846	3424	145	0		

Cibbar Ampov IS

2nd Day (24 March, 2004)

Directions	Direction No.3 North Out (from Cibbar Ampov Market)						Dir. No.3 North In (To Cibbar Ampov Market)									
	Pedal cycle (PC)			Motor cycle (MC)			Light vehicle (LV)			Heavy vehicle (HV)						
	to West R Turn	to South Straight	to East L Turn	to West R Turn	to South Straight	to East L Turn	to West R Turn	to South Straight	to East L Turn	to West R Turn	to South Straight	to East L Turn				
6:00 -- 6:15	29	23	9	455	28	15	4	3	5	8	2	4	65	302	13	0
6:15 -- 6:30	24	24	18	408	35	32	7	0	4	27	3	7	82	454	18	0
6:30 -- 6:45	42	20	25	657	62	38	8	0	3	40	10	40	78	490	23	0
6:45 -- 7:00	37	28	39	763	74	30	12	0	7	27	27	27	64	542	17	0
7:00 -- 7:15	60	42	42	888	58	40	8	2	13	27	5	13	73	524	15	2
7:15 -- 7:30	15	23	23	717	73	27	12	2	5	14	5	14	78	553	7	3
7:30 -- 7:45	24	30	33	634	42	30	8	2	7	10	8	4	49	452	18	3
7:45 -- 8:00	43	17	5	550	49	24	13	3	8	10	3	5	45	403	15	0
8:00 -- 8:15	17	12	5	475	34	22	8	0	7	13	4	8	52	470	17	0
8:15 -- 8:30	7	13	5	293	25	29	4	2	8	9	3	3	90	415	8	0
8:30 -- 8:45	4	7	5	700	37	24	7	2	13	13	3	8	68	442	23	0
8:45 -- 9:00	8	7	3	543	42	20	4	0	0	7	0	4	49	389	10	2
9:00 -- 9:15	8	38	5	363	57	10	5	2	3	14	4	7	67	463	22	0
9:15 -- 9:30	9	15	7	257	24	20	7	2	3	9	3	5	53	467	13	0
9:30 -- 9:45	10	27	9	319	18	10	8	2	3	4	2	4	54	392	14	0
9:45 -- 10:00	4	30	10	272	7	9	8	0	2	12	4	0	54	383	22	0
10:00 -- 10:15	4	13	8	369	19	17	4	2	4	9	5	7	54	379	13	0
10:15 -- 10:30	7	12	8	363	33	17	9	2	8	4	5	7	63	354	20	0
10:30 -- 10:45	4	20	9	263	25	27	7	2	4	15	0	13	38	380	10	0
10:45 -- 11:00	2	9	3	263	20	22	2	2	4	10	2	3	67	369	17	0
11:00 -- 11:15	2	7	3	259	19	14	4	4	7	9	4	3	69	422	22	0
11:15 -- 11:30	2	13	10	255	23	18	4	0	5	5	3	7	78	368	14	0
11:30 -- 11:45	2	15	5	200	25	19	4	2	7	5	3	7	53	359	39	0
11:45 -- 12:00	4	4	8	280	15	19	5	4	12	5	4	7	59	357	38	0
12:00 -- 12:15	2	7	2	302	27	28	7	2	3	7	3	4	33	355	20	0
12:15 -- 12:30	2	22	4	287	49	9	3	0	2	2	3	0	64	348	15	0
12:30 -- 12:45	0	12	2	152	25	18	9	0	3	5	4	2	42	232	17	0
12:45 -- 13:00	10	4	24	274	14	17	5	2	9	15	4	13	48	258	17	0
13:00 -- 13:15	22	19	17	189	18	12	5	2	5	4	2	3	45	319	38	0
13:15 -- 13:30	10	7	5	294	13	13	13	0	2	27	9	13	27	259	12	0
13:30 -- 13:45	5	7	10	239	20	5	4	5	5	4	0	3	42	230	8	0
13:45 -- 14:00	3	12	10	238	27	15	8	0	8	7	0	0	30	223	12	0
14:00 -- 14:15	4	5	4	232	27	27	13	3	10	5	3	0	25	202	18	2
14:15 -- 14:30	4	7	7	325	29	29	12	0	4	8	0	5	52	264	17	2
14:30 -- 14:45	4	10	5	263	27	27	13	2	10	9	3	5	63	238	18	0
14:45 -- 15:00	0	4	3	338	29	29	13	0	9	2	2	2	67	237	19	0
15:00 -- 15:15	2	24	5	157	39	19	8	0	7	7	2	3	60	308	8	0
15:15 -- 15:30	20	19	8	313	17	15	8	2	5	3	3	0	45	263	13	0
15:30 -- 15:45	2	10	7	288	13	8	7	2	3	10	3	10	59	260	9	0
15:45 -- 16:00	3	5	14	325	22	9	18	2	7	8	4	2	37	314	9	0
16:00 -- 16:15	7	13	7	403	25	7	7	4	10	10	7	5	59	300	14	0
16:15 -- 16:30	8	22	3	288	34	10	8	5	10	5	0	7	98	340	12	2
16:30 -- 16:45	8	29	10	475	50	18	3	0	4	12	7	8	50	353	9	2
16:45 -- 17:00	12	40	18	457	62	17	14	0	5	14	5	5	88	375	12	2
17:00 -- 17:15	15	34	17	488	57	17	5	0	3	14	5	4	122	435	10	0
17:15 -- 17:30	12	49	8	713	72	30	9	2	3	2	0	0	99	488	13	0
17:30 -- 17:45	5	30	8	750	88	39	9	2	3	8	3	4	55	477	17	0
17:45 -- 18:00	0	32	5	417	83	38	8	0	3	3	7	5	68	515	18	0
Total	540	864	500	18753	1711	989	371	76	281	491	164	314	2880	17722	763	20

Directions	2nd Day (24 March, 2004)			
	Dtr. No.4 Pedal Cycle (PC)	South In Motor Cycle (MC)	To Street No. 396 Light Vehicle (LV)	Heavy Vehicle (HV)
6:00 -- 6:15	28	208	30	4
6:15 -- 6:30	35	237	20	0
6:30 -- 6:45	38	335	18	0
6:45 -- 7:00	30	345	27	2
7:00 -- 7:15	37	339	22	2
7:15 -- 7:30	24	338	40	0
7:30 -- 7:45	30	273	38	2
7:45 -- 8:00	23	279	37	0
8:00 -- 8:15	24	349	12	2
8:15 -- 8:30	27	290	30	2
8:30 -- 8:45	19	277	42	0
8:45 -- 9:00	20	262	35	3
9:00 -- 9:15	28	277	39	0
9:15 -- 9:30	30	239	39	0
9:30 -- 9:45	47	224	33	0
9:45 -- 10:00	35	260	35	3
10:00 -- 10:15	29	236	34	2
10:15 -- 10:30	33	279	37	0
10:30 -- 10:45	33	225	39	4
10:45 -- 11:00	49	287	40	0
11:00 -- 11:15	29	315	53	3
11:15 -- 11:30	33	267	24	0
11:30 -- 11:45	27	378	48	2
11:45 -- 12:00	27	268	40	2
12:00 -- 12:15	35	247	43	2
12:15 -- 12:30	29	209	27	2
12:30 -- 12:45	32	199	39	3
12:45 -- 13:00	30	220	27	2
13:00 -- 13:15	23	185	28	0
13:15 -- 13:30	13	169	28	2
13:30 -- 13:45	9	169	27	0
13:45 -- 14:00	22	170	22	2
14:00 -- 14:15	9	130	33	0
14:15 -- 14:30	13	177	33	0
14:30 -- 14:45	18	168	33	2
14:45 -- 15:00	10	143	27	2
15:00 -- 15:15	20	164	34	2
15:15 -- 15:30	25	187	33	4
15:30 -- 15:45	25	158	29	2
15:45 -- 16:00	20	134	23	2
16:00 -- 16:15	23	254	35	3
16:15 -- 16:30	24	144	30	0
16:30 -- 16:45	27	308	39	0
16:45 -- 17:00	30	283	37	0
17:00 -- 17:15	48	402	40	3
17:15 -- 17:30	32	405	65	2
17:30 -- 17:45	38	483	67	2
17:45 -- 18:00	33	363	82	3
Total	1323	12258	1693	73

Chbar Ampov IS

2nd Day (24 March, 2004)

Directions	Pedal cycle (PC)				Direction No. 5 North Out (from Marker road)				Dir. No. 5 North In (To Market road)							
	to West		to ?		to West		to ?		to West		to ?					
	Straight	L Turn	Straight	L Turn	Straight	L Turn	Straight	L Turn	Straight	L Turn	Straight	L Turn				
6:00 ~ 6:15	3	4	49	18	0	0	0	0	0	0	2	75	0	0	0	0
6:15 ~ 6:30	2	7	43	22	0	0	0	0	0	0	10	105	0	0	0	0
6:30 ~ 6:45	3	3	3	34	0	0	0	0	0	0	7	85	0	0	0	0
6:45 ~ 7:00	7	8	47	28	0	0	0	0	0	0	5	69	0	0	0	0
7:00 ~ 7:15	0	4	59	35	0	0	0	0	0	0	5	72	0	0	0	0
7:15 ~ 7:30	2	4	72	35	0	0	0	0	0	0	4	85	0	0	0	0
7:30 ~ 7:45	2	4	78	23	0	0	0	0	0	0	7	103	2	0	0	0
7:45 ~ 8:00	2	3	54	24	0	0	0	0	0	0	2	90	0	0	0	0
8:00 ~ 8:15	0	5	105	28	0	0	0	0	0	0	10	97	0	0	0	0
8:15 ~ 8:30	3	3	102	29	0	2	0	0	0	0	5	69	0	0	0	0
8:30 ~ 8:45	3	4	103	18	0	0	0	0	0	0	8	72	0	0	0	0
8:45 ~ 9:00	0	7	100	33	0	2	0	0	0	0	5	115	0	0	0	0
9:00 ~ 9:15	2	9	103	32	0	0	0	0	0	0	14	124	0	0	0	0
9:15 ~ 9:30	3	5	64	23	0	0	0	0	0	0	7	129	0	0	0	0
9:30 ~ 9:45	3	9	55	15	0	0	0	0	0	0	8	95	0	0	0	0
9:45 ~ 10:00	0	18	47	39	0	0	0	0	0	0	5	104	0	0	0	0
10:00 ~ 10:15	3	9	55	25	0	0	0	0	0	0	8	75	0	0	0	0
10:15 ~ 10:30	0	5	28	28	0	0	0	0	0	0	7	35	0	0	0	0
10:30 ~ 10:45	2	13	55	27	0	0	0	0	0	0	2	43	0	0	0	0
10:45 ~ 11:00	3	7	104	48	0	0	0	0	0	0	14	68	0	0	0	0
11:00 ~ 11:15	0	3	30	48	0	0	0	0	0	0	9	68	0	0	0	0
11:15 ~ 11:30	0	7	25	53	0	0	0	0	0	0	7	33	0	0	0	0
11:30 ~ 11:45	0	5	15	37	0	0	0	0	0	0	8	29	0	0	0	0
11:45 ~ 12:00	0	0	20	34	0	0	0	0	0	0	13	84	0	0	0	0
12:00 ~ 12:15	2	0	48	13	0	0	0	0	0	0	5	63	0	0	0	0
12:15 ~ 12:30	0	4	47	15	0	0	0	0	0	0	7	64	0	0	0	0
12:30 ~ 12:45	0	4	38	13	0	0	0	0	0	0	5	92	0	0	0	0
12:45 ~ 13:00	3	7	29	14	0	0	0	0	0	0	7	60	0	0	0	0
13:00 ~ 13:15	2	5	34	10	0	0	0	0	0	0	5	32	0	0	0	0
13:15 ~ 13:30	0	0	24	7	0	0	0	0	0	0	4	25	0	0	0	0
13:30 ~ 13:45	0	2	35	10	0	0	0	0	0	0	2	30	0	0	0	0
13:45 ~ 14:00	0	2	40	20	0	0	0	0	0	0	4	80	0	0	0	0
14:00 ~ 14:15	0	2	37	15	0	0	0	0	0	0	3	78	0	0	0	0
14:15 ~ 14:30	2	3	63	10	0	0	0	0	0	0	3	45	0	0	0	0
14:30 ~ 14:45	0	2	103	17	0	0	0	0	0	0	4	47	0	0	0	0
14:45 ~ 15:00	0	3	123	13	0	0	0	0	0	0	8	78	0	0	0	0
15:00 ~ 15:15	3	0	84	19	0	0	0	0	0	0	9	80	0	0	0	0
15:15 ~ 15:30	4	10	34	23	0	0	0	0	0	0	13	82	2	0	0	0
15:30 ~ 15:45	0	2	24	8	0	0	0	0	0	0	5	53	0	0	0	0
15:45 ~ 16:00	0	3	34	13	0	0	0	0	0	0	12	57	2	0	0	0
16:00 ~ 16:15	3	5	48	30	2	0	0	0	0	0	10	83	0	0	0	0
16:15 ~ 16:30	2	4	68	27	0	0	0	0	0	0	10	95	0	0	0	0
16:30 ~ 16:45	0	7	18	7	0	0	0	0	0	0	5	44	0	0	0	0
16:45 ~ 17:00	2	4	20	27	0	0	0	0	0	0	3	50	0	0	0	0
17:00 ~ 17:15	0	7	22	24	0	0	0	0	0	0	3	64	0	0	0	0
17:15 ~ 17:30	3	7	40	28	0	0	0	0	0	0	9	33	0	0	0	0
17:30 ~ 17:45	3	10	28	17	0	0	0	0	0	0	9	18	0	0	0	0
17:45 ~ 18:00	4	7	84	43	0	0	0	0	0	0	0	25	0	0	0	0
Total	76	246	2485	1131	2	4	0	0	0	0	317	3302	6	0	0	0

2nd Day (24 March, 2004)

Directions	Direction No. 6 South Out (from river side road)														Dir. No. 6 South In (To river side road)					
	Pedal cycle (PC)				Motor cycle (MC)				Light vehicle (LV)				Heavy vehicle (HV)				Pedal Cycle (PC)	Motor Cycle (MC)	Light Vehicle (LV)	Heavy Vehicle (HV)
	to South		to East		to South		to East		to South		to East		to South		to East					
	R Turn	L Turn	Straight	to ?	R Turn	L Turn	Straight	to ?	R Turn	L Turn	Straight	to ?	R Turn	L Turn	Straight	to ?				
6:00 ~ 6:15	0	0	0	0	0	0	0	2	9	0	0	0	0	0	0	0	0	3	0	
6:15 ~ 6:30	0	0	0	2	0	0	0	2	4	0	0	0	0	0	0	0	0	10	4	
6:30 ~ 6:45	0	3	0	0	2	0	0	7	34	0	0	0	0	0	0	0	2	7	0	
6:45 ~ 7:00	0	0	0	0	0	0	0	7	39	0	0	0	0	0	0	0	0	20	3	
7:00 ~ 7:15	0	0	0	3	0	0	0	0	45	2	0	0	0	0	0	0	0	12	3	
7:15 ~ 7:30	0	0	0	3	4	0	0	0	32	0	0	0	0	0	0	0	0	14	2	
7:30 ~ 7:45	2	0	0	4	3	3	0	0	35	0	0	0	0	0	0	0	0	18	3	
7:45 ~ 8:00	0	0	0	0	3	2	0	0	22	0	0	0	0	0	0	0	0	14	2	
8:00 ~ 8:15	0	0	0	0	3	2	0	0	28	2	0	0	0	0	0	0	0	9	0	
8:15 ~ 8:30	0	0	0	2	2	2	0	0	15	0	0	0	0	0	0	0	0	4	0	
8:30 ~ 8:45	0	0	0	3	3	3	0	0	19	0	0	0	0	0	0	0	0	5	0	
8:45 ~ 9:00	0	0	0	2	4	4	0	0	20	0	0	0	0	0	0	0	0	10	0	
9:00 ~ 9:15	0	0	0	0	0	0	0	0	13	0	0	0	0	0	0	0	0	9	0	
9:15 ~ 9:30	0	0	0	0	2	19	0	0	19	0	0	0	0	0	0	0	0	3	4	
9:30 ~ 9:45	0	5	0	3	4	24	0	0	24	0	3	0	0	0	0	0	7	10	8	
9:45 ~ 10:00	4	4	2	0	0	3	0	0	3	0	2	0	0	0	0	0	0	5	3	
10:00 ~ 10:15	2	0	0	0	0	9	0	0	9	0	0	0	0	0	0	0	0	7	4	
10:15 ~ 10:30	0	0	0	0	2	10	0	0	10	0	0	0	0	0	0	0	0	3	4	
10:30 ~ 10:45	0	4	3	0	0	0	0	0	0	0	0	0	0	0	0	0	0	5	5	
10:45 ~ 11:00	3	0	0	3	4	5	0	0	5	0	0	0	0	0	0	0	0	7	3	
11:00 ~ 11:15	0	0	0	0	4	8	0	0	8	2	0	0	0	0	0	0	0	7	2	
11:15 ~ 11:30	0	0	0	3	0	5	0	0	5	0	2	4	0	0	0	0	0	8	4	
11:30 ~ 11:45	0	0	0	0	2	7	0	0	7	0	3	0	0	0	0	0	0	5	2	
11:45 ~ 12:00	0	0	0	3	0	4	0	0	4	2	0	0	0	0	0	0	0	9	2	
12:00 ~ 12:15	2	0	0	0	0	4	0	0	4	0	0	0	0	0	0	0	0	4	0	
12:15 ~ 12:30	0	0	0	2	0	5	0	0	5	0	3	0	0	0	0	0	0	7	0	
12:30 ~ 12:45	0	0	0	0	0	4	0	0	4	0	0	0	0	0	0	0	0	2	0	
12:45 ~ 13:00	4	0	0	0	0	7	0	0	7	0	0	0	0	0	0	0	0	2	3	
13:00 ~ 13:15	0	0	0	0	2	3	0	0	3	0	2	0	0	0	0	0	0	15	0	
13:15 ~ 13:30	0	0	0	0	2	5	0	0	5	0	0	0	0	0	0	0	0	5	3	
13:30 ~ 13:45	2	4	2	0	2	9	0	0	9	0	0	0	0	0	0	0	0	7	4	
13:45 ~ 14:00	0	0	0	0	4	0	0	0	4	0	0	0	0	0	0	0	0	5	2	
14:00 ~ 14:15	0	2	0	0	0	14	0	0	14	2	0	0	0	0	0	0	0	4	0	
14:15 ~ 14:30	0	0	5	2	3	24	0	0	24	0	0	2	0	0	0	0	0	9	2	
14:30 ~ 14:45	0	0	0	3	2	8	0	0	8	0	0	4	0	0	0	0	0	14	2	
14:45 ~ 15:00	0	0	0	0	0	10	0	0	10	0	0	3	0	0	0	0	0	4	0	
15:00 ~ 15:15	0	0	0	0	0	8	0	0	8	0	0	0	0	0	0	0	0	19	0	
15:15 ~ 15:30	0	3	2	0	0	7	0	0	7	0	0	0	0	0	0	0	0	5	2	
15:30 ~ 15:45	4	2	0	0	0	8	0	0	8	0	0	3	0	0	0	0	0	4	3	
15:45 ~ 16:00	0	0	0	0	2	9	0	0	9	0	0	0	0	0	0	0	0	5	0	
16:00 ~ 16:15	0	0	0	0	0	10	0	0	10	0	0	0	0	0	0	0	0	3	3	
16:15 ~ 16:30	0	0	0	2	0	3	8	0	3	0	0	0	0	0	0	0	0	12	0	
16:30 ~ 16:45	0	0	0	0	0	5	0	0	5	0	0	0	0	0	0	0	0	7	2	
16:45 ~ 17:00	3	4	0	0	2	7	4	0	7	4	0	2	0	0	0	0	0	4	0	
17:00 ~ 17:15	2	0	0	0	0	5	0	0	5	0	0	0	0	0	0	0	0	4	2	
17:15 ~ 17:30	0	3	2	0	3	0	8	0	3	0	0	0	0	0	0	0	0	7	2	
17:30 ~ 17:45	2	5	3	0	0	10	0	0	10	0	0	0	0	0	0	0	0	8	3	
17:45 ~ 18:00	4	0	5	4	2	24	0	0	24	0	0	0	0	0	0	0	0	5	2	
Total	34	39	41	95	68	620	24	15	46	0	0	2	0	0	0	0	56	373	129	0

Chbar Ampov IS 2nd Day (24 March, 2004)

Directions	Total in All Direction	Total out All Direction
6:00 -- 6:15	2432	2460
6:15 -- 6:30	3441	3699
6:30 -- 6:45	4166	3713
6:45 -- 7:00	4275	4524
7:00 -- 7:15	4182	4849
7:15 -- 7:30	4029	4468
7:30 -- 7:45	3273	4056
7:45 -- 8:00	3114	3442
8:00 -- 8:15	3060	3029
8:15 -- 8:30	2742	2402
8:30 -- 8:45	2606	2749
8:45 -- 9:00	2473	2570
9:00 -- 9:15	2735	2377
9:15 -- 9:30	2471	2062
9:30 -- 9:45	2580	2985
9:45 -- 10:00	2534	2164
10:00 -- 10:15	2377	2251
10:15 -- 10:30	2386	2172
10:30 -- 10:45	2453	2258
10:45 -- 11:00	2394	2477
11:00 -- 11:15	2720	2281
11:15 -- 11:30	2249	1999
11:30 -- 11:45	2392	2022
11:45 -- 12:00	2274	1945
12:00 -- 12:15	2269	2062
12:15 -- 12:30	1998	1331
12:30 -- 12:45	2025	1290
12:45 -- 13:00	2095	1478
13:00 -- 13:15	2065	1521
13:15 -- 13:30	2003	1669
13:30 -- 13:45	1949	1542
13:45 -- 14:00	1943	1662
14:00 -- 14:15	1913	1620
14:15 -- 14:30	1847	1924
14:30 -- 14:45	1823	1735
14:45 -- 15:00	2098	1806
15:00 -- 15:15	2156	1801
15:15 -- 15:30	1897	1932
15:30 -- 15:45	2013	1694
15:45 -- 16:00	2286	1874
16:00 -- 16:15	2638	2146
16:15 -- 16:30	2685	2376
16:30 -- 16:45	2516	2762
16:45 -- 17:00	2938	2943
17:00 -- 17:15	3543	3657
17:15 -- 17:30	3799	3814
17:30 -- 17:45	3620	3805
17:45 -- 18:00	3094	3184
Total	126674	120499

12 hour (veh)	PC	MC	LV	HV
Dir.No.1 West out	950	41733	5368	305
Dir.No.1 West in	1395	47842	5888	265
Dir.No.2 East out	2713	35504	3657	287
Dir.No.2 East in	1154	25846	3424	145
Dir.No.3 North out	1904	21453	728	969
Dir.No.3 North in	2880	17722	763	20
Dir.No.4 South in	1323	12258	1693	73
Dir.No.5 North out	322	3616	6	0
Dir.No.5 North in	317	3302	6	0
Dir.No.6 South out	114	783	85	2
Dir.No.6 South in	56	373	129	0

24 hour (veh)	PC	MC	LV	HV
12hr-24hr Ratio :	1.05	1.20	1.20	1.30
Dir.No.1 West out	988	50080	6442	397
Dir.No.1 West in	1465	57410	6826	345
Dir.No.2 East out	2849	42605	4388	373
Dir.No.2 East in	1212	31075	4109	189
Dir.No.3 North out	1999	25744	874	1260
Dir.No.3 North in	3024	21266	916	26
Dir.No.4 South in	1389	14710	2032	95
Dir.No.5 North out	338	4339	7	0
Dir.No.5 North in	333	3982	7	0
Dir.No.6 South out	120	940	102	3
Dir.No.6 South in	58	448	155	0

Peak-hour (veh)	PC	MC	LV	HV
Dir.No.1 West out	84	4654	323	19
Dir.No.1 West in	355	8048	746	11
Dir.No.2 East out	280	7050	470	10
Dir.No.2 East in	193	2562	251	14
Dir.No.3 North out	400	3427	72	231
Dir.No.3 North in	283	2108	62	5
Dir.No.4 South in	129	1357	107	4
Dir.No.5 North out	33	476	2	0
Dir.No.5 North in	34	440	0	0
Dir.No.6 South out	5	172	8	0
Dir.No.6 South in	4	64	11	0

12hr total out	PC	MC	LV	HV
12hr total out	6003	103089	9844	1563
12hr total in	7125	107343	11703	503
Peak hour total out	812	15779	875	260
Peak hour total in	1008	14580	1177	34

12 hour (pcu)	PC	MC	LV	HV
PCU Ratio	0.25	0.25	1.25	3.75
Dir.No.1 West out	238	10433	6710	1144
Dir.No.1 West in	349	11961	7110	994
Dir.No.2 East out	678	8876	4571	1076
Dir.No.2 East in	289	6462	4280	544
Dir.No.3 North out	476	5363	910	3634
Dir.No.3 North in	720	4431	954	75
Dir.No.4 South in	331	3065	2116	274
Dir.No.5 North out	81	904	8	0
Dir.No.5 North in	79	826	8	0
Dir.No.6 South out	29	196	106	8
Dir.No.6 South in	14	93	161	0

24 hour (pcu)	PC	MC	LV	HV
PCU Ratio	0.25	0.25	1.25	3.75
Dir.No.1 West out	250	12520	8053	1489
Dir.No.1 West in	366	14353	8533	1294
Dir.No.2 East out	712	10651	5485	1399
Dir.No.2 East in	303	7754	5136	709
Dir.No.3 North out	500	6436	1093	4725
Dir.No.3 North in	756	5317	1145	98
Dir.No.4 South in	347	3678	2540	356
Dir.No.5 North out	85	1065	9	0
Dir.No.5 North in	83	991	9	0
Dir.No.6 South out	30	235	128	11
Dir.No.6 South in	15	112	194	0

Peak-hour (pcu)	PC	MC	LV	HV
PCU Ratio	0.25	0.25	1.25	3.75
Dir.No.1 West out	21	1164	404	71
Dir.No.1 West in	89	2012	933	41
Dir.No.2 East out	73	1763	588	38
Dir.No.2 East in	48	641	314	53
Dir.No.3 North out	100	857	90	866
Dir.No.3 North in	73	527	78	19
Dir.No.4 South in	32	339	134	15
Dir.No.5 North out	8	119	3	0
Dir.No.5 North in	9	110	0	0
Dir.No.6 South out	1	43	10	0
Dir.No.6 South in	1	16	14	0

Directions	Direction No. 1 West Out (from Phnom Penh side)						Dir. No.1 West In (To Phnom Penh side)										
	Pedal cycle (PC)		Motor cycle (MC)		Light vehicle (LV)		Heavy vehicle (HV)		Pedal Cycle (PC)		Motor Cycle (MC)		Light Vehicle (LV)		Heavy Vehicle (HV)		
	to South R Turn	to East Straight	to South R Turn	to East Straight	to South R Turn	to East Straight	to South R Turn	to East Straight	to South R Turn	to East Straight	to South R Turn	to East Straight	to South R Turn	to East Straight	to South R Turn	to East Straight	
6:00 ~ 6:15	2	3	7	13	2	73	0	3	10	197	33	0	0	10	197	33	0
6:15 ~ 6:30	2	3	7	13	2	73	0	2	12	258	34	0	2	12	258	34	3
6:30 ~ 6:45	5	2	15	94	2	24	2	0	14	368	38	2	0	14	368	38	4
6:45 ~ 7:00	3	2	14	119	2	22	0	3	9	320	52	0	3	9	320	52	3
7:00 ~ 7:15	4	3	17	88	10	34	0	3	4	299	54	0	3	4	299	54	2
7:15 ~ 7:30	2	2	27	84	4	42	0	0	10	229	37	0	0	10	229	37	3
7:30 ~ 7:45	0	0	14	99	3	39	0	4	2	175	39	0	4	2	175	39	2
7:45 ~ 8:00	4	3	23	78	7	39	2	2	0	160	25	2	2	0	160	25	0
8:00 ~ 8:15	4	0	10	90	9	33	0	2	3	134	27	0	2	3	134	27	2
8:15 ~ 8:30	2	0	27	93	4	50	2	0	4	129	20	2	0	4	129	20	2
8:30 ~ 8:45	3	3	8	87	9	23	0	0	3	80	32	0	0	3	80	32	5
8:45 ~ 9:00	2	9	8	103	4	34	2	2	5	84	38	2	2	5	84	38	8
9:00 ~ 9:15	2	9	8	103	4	34	2	2	3	89	20	2	2	3	89	20	4
9:15 ~ 9:30	4	15	4	15	4	35	0	0	4	85	25	0	0	4	85	25	7
9:30 ~ 9:45	3	0	9	102	12	30	3	4	3	92	52	3	4	3	92	52	4
9:45 ~ 10:00	2	3	15	67	7	28	0	2	5	105	24	0	2	5	105	24	2
10:00 ~ 10:15	4	3	13	123	2	35	2	2	2	95	49	2	2	2	95	49	2
10:15 ~ 10:30	2	0	13	123	5	40	0	2	4	98	43	0	2	4	98	43	2
10:30 ~ 10:45	5	4	7	77	4	37	0	0	7	99	58	0	0	7	99	58	7
10:45 ~ 11:00	3	4	4	85	18	5	0	2	3	77	54	0	2	3	77	54	0
11:00 ~ 11:15	18	14	18	95	2	29	0	3	7	124	47	0	3	7	124	47	3
11:15 ~ 11:30	3	0	4	62	5	20	0	3	3	94	35	0	3	3	94	35	2
11:30 ~ 11:45	3	2	9	108	8	17	0	0	7	118	24	0	0	7	118	24	2
11:45 ~ 12:00	0	5	8	73	7	29	0	0	4	100	22	0	0	4	100	22	3
12:00 ~ 12:15	9	3	3	90	2	29	0	0	7	75	34	0	0	7	75	34	0
12:15 ~ 12:30	2	0	0	93	3	30	4	0	14	127	38	0	0	14	127	38	0
12:30 ~ 12:45	12	2	7	37	0	9	2	4	19	82	33	0	4	19	82	33	0
12:45 ~ 13:00	8	2	7	84	3	9	0	0	9	90	27	0	0	9	90	27	3
13:00 ~ 13:15	3	3	8	44	3	19	0	0	3	103	25	0	0	3	103	25	2
13:15 ~ 13:30	3	0	15	64	5	20	2	2	3	88	27	0	2	3	88	27	3
13:30 ~ 13:45	2	0	10	58	9	18	0	0	0	75	17	0	0	0	75	17	0
13:45 ~ 14:00	2	2	18	73	0	14	0	2	3	89	33	0	2	3	89	33	2
14:00 ~ 14:15	3	0	20	85	0	15	2	0	0	59	25	0	0	0	59	25	0
14:15 ~ 14:30	0	2	17	58	8	22	0	0	3	84	43	0	0	3	84	43	0
14:30 ~ 14:45	4	5	19	79	4	32	0	5	2	64	23	0	5	2	64	23	5
14:45 ~ 15:00	0	3	17	60	0	13	0	0	2	69	30	0	0	2	69	30	2
15:00 ~ 15:15	0	0	17	60	0	13	0	0	2	77	29	0	0	2	77	29	2
15:15 ~ 15:30	5	3	10	68	2	25	0	2	5	103	44	0	2	5	103	44	0
15:30 ~ 15:45	2	3	10	54	2	12	3	2	7	62	32	0	2	7	62	32	2
15:45 ~ 16:00	0	0	9	74	3	34	6	2	2	73	29	0	2	2	73	29	2
16:00 ~ 16:15	2	2	10	103	10	23	2	2	5	104	39	0	2	5	104	39	2
16:15 ~ 16:30	10	0	14	89	4	23	2	5	5	130	29	0	5	5	130	29	0
16:30 ~ 16:45	0	2	15	143	5	29	0	0	3	125	32	0	0	3	125	32	0
16:45 ~ 17:00	0	4	17	157	9	32	2	13	2	139	24	0	2	2	139	24	2
17:00 ~ 17:15	3	7	22	160	9	29	2	4	5	127	33	0	4	5	127	33	5
17:15 ~ 17:30	3	3	17	167	5	40	0	0	15	149	44	0	0	15	149	44	2
17:30 ~ 17:45	2	3	19	183	4	9	0	5	28	133	39	0	5	28	133	39	7
17:45 ~ 18:00	5	3	17	155	3	19	0	5	5	70	52	0	5	5	70	52	3
Total	162	143	603	4232	232	1343	42	103	277	5906	1663	1663	103	277	5906	1663	114

2nd Day (22 March, 2004)

Directions	Direction No. 1 West Out (from Phnom Penh side)										Dir. No.1 West In (To Phnom Penh side)			
	Pedal cycle (PC)		Motor cycle (MC)		Light vehicle (LV)		Heavy vehicle (HV)		Pedal Cycle (PC)	Motor Cycle (MC)	Light Vehicle (LV)	Heavy Vehicle (HV)		
	to South R Turn	to East Straight	to South R Turn	to East Straight	to South R Turn	to East Straight	to South R Turn	to East Straight						
6:00 ~ 6:15	0	2	2	58	0	19	0	9	5	250	42	0		
6:15 ~ 6:30	0	5	7	54	0	15	0	3	7	323	44	0		
6:30 ~ 6:45	4	4	10	87	3	27	0	0	7	458	53	2		
6:45 ~ 7:00	5	0	12	102	3	32	0	0	12	438	50	2		
7:00 ~ 7:15	13	10	12	77	2	27	0	2	4	297	24	2		
7:15 ~ 7:30	5	7	14	80	10	25	0	0	4	238	63	2		
7:30 ~ 7:45	3	0	19	88	7	24	2	0	5	228	39	0		
7:45 ~ 8:00	0	2	9	97	4	42	0	3	3	144	24	0		
8:00 ~ 8:15	3	0	32	88	4	45	0	0	3	183	19	2		
8:15 ~ 8:30	0	4	12	85	5	38	0	3	3	104	25	3		
8:30 ~ 8:45	2	2	18	72	2	37	0	0	3	128	15	0		
8:45 ~ 9:00	0	0	9	63	64	68	0	0	0	149	30	5		
9:00 ~ 9:15	0	2	13	57	12	42	0	0	0	93	38	4		
9:15 ~ 9:30	0	0	8	70	8	24	0	2	2	104	37	5		
9:30 ~ 9:45	2	0	12	67	4	29	0	3	0	145	27	0		
9:45 ~ 10:00	4	7	19	60	4	5	2	4	4	79	18	2		
10:00 ~ 10:15	5	5	9	80	3	35	0	2	4	130	47	3		
10:15 ~ 10:30	2	2	7	89	4	22	2	2	0	135	45	0		
10:30 ~ 10:45	3	4	7	59	5	20	0	2	3	102	35	2		
10:45 ~ 11:00	7	4	9	113	4	22	0	4	0	135	39	4		
11:00 ~ 11:15	9	0	32	147	5	24	0	4	5	142	29	4		
11:15 ~ 11:30	0	2	8	83	2	15	0	0	2	108	42	3		
11:30 ~ 11:45	0	3	3	42	4	33	0	0	3	104	42	5		
11:45 ~ 12:00	8	0	9	98	4	39	2	0	4	89	33	3		
12:00 ~ 12:15	4	2	2	78	3	15	0	0	2	84	25	2		
12:15 ~ 12:30	14	3	4	44	0	17	0	0	4	99	37	2		
12:30 ~ 12:45	4	5	15	84	2	19	0	0	4	114	28	3		
12:45 ~ 13:00	4	2	8	63	2	12	0	2	5	109	25	2		
13:00 ~ 13:15	0	0	8	70	8	24	0	2	3	124	14	0		
13:15 ~ 13:30	2	0	12	67	4	29	0	3	3	148	35	0		
13:30 ~ 13:45	0	0	17	113	5	22	0	2	5	98	34	2		
13:45 ~ 14:00	5	7	14	44	5	14	0	4	0	87	28	0		
14:00 ~ 14:15	5	7	14	44	5	14	0	4	0	92	29	3		
14:15 ~ 14:30	3	0	13	80	2	29	0	9	0	93	33	0		
14:30 ~ 14:45	3	8	7	45	5	30	2	3	0	113	29	3		
14:45 ~ 15:00	2	10	13	62	12	37	2	0	2	134	34	2		
15:00 ~ 15:15	2	2	13	65	2	23	0	2	3	138	27	0		
15:15 ~ 15:30	0	3	8	107	8	45	2	3	2	90	40	2		
15:30 ~ 15:45	3	4	5	79	4	20	0	0	0	83	50	4		
15:45 ~ 16:00	2	5	5	105	3	19	0	0	2	133	29	3		
16:00 ~ 16:15	0	4	19	124	15	13	2	0	2	164	32	4		
16:15 ~ 16:30	4	2	15	104	0	33	3	2	4	118	39	5		
16:30 ~ 16:45	2	3	9	77	5	29	0	5	5	143	40	4		
16:45 ~ 17:00	4	2	17	84	5	34	2	0	4	114	43	2		
17:00 ~ 17:15	10	4	17	108	10	25	3	0	8	135	45	4		
17:15 ~ 17:30	5	13	17	118	2	30	0	0	7	114	54	0		
17:30 ~ 17:45	4	9	18	105	7	15	0	0	20	123	52	8		
17:45 ~ 18:00	3	9	19	157	3	37	0	0	3	114	28	4		
Total	160	169	581	3943	280	1294	24	84	171	7070	1690	112		

Directions	Direction No.2 East Out (from Neak Loeng side)										Dir. No.2 East In (To Neak Loeng side)									
	Pedal cycle (PC)					Motor cycle (MC)					Light vehicle (LV)					Heavy vehicle (HV)				
	to West		to South			to West		to South			to West		to South			to West		to South		
	Straight	L Turn	L Turn	Straight	L Turn	Straight	L Turn	Straight	L Turn	Straight	L Turn	Straight	L Turn	Straight	L Turn	Straight	L Turn	Straight	L Turn	
6:00 ~ 6:15	2	2	4	165	4	5	13	0	0	15	0	0	0	0	2	50	7	14	0	
6:15 ~ 6:30	2	4	254	5	23	0	0	0	0	0	0	0	0	7	68	14	0	0	0	
6:30 ~ 6:45	2	44	273	17	30	7	3	0	0	3	0	0	0	10	108	22	2	2	2	
6:45 ~ 7:00	0	135	290	25	38	2	0	0	0	0	0	0	0	4	142	22	8	0	0	
7:00 ~ 7:15	0	38	235	18	34	0	0	0	0	7	0	0	0	5	104	28	0	0	0	
7:15 ~ 7:30	3	14	184	10	30	0	0	0	0	5	0	0	0	3	112	28	3	3	0	
7:30 ~ 7:45	2	5	153	18	29	0	0	0	0	3	0	0	0	3	90	44	2	2	0	
7:45 ~ 8:00	2	2	118	9	30	0	0	0	0	3	0	0	0	7	147	39	4	4	0	
8:00 ~ 8:15	5	0	114	5	22	0	0	0	0	4	0	0	0	9	104	35	3	3	0	
8:15 ~ 8:30	5	3	84	8	14	0	0	0	0	7	0	0	0	0	127	55	5	5	0	
8:30 ~ 8:45	3	3	132	8	39	2	2	5	0	5	0	0	0	37	139	57	2	2	0	
8:45 ~ 9:00	5	3	74	10	34	0	0	4	0	4	0	0	0	34	83	23	0	0	0	
9:00 ~ 9:15	0	2	79	5	14	2	2	4	0	4	0	0	0	24	108	38	2	2	0	
9:15 ~ 9:30	2	2	84	7	25	2	2	8	0	8	0	0	0	18	115	40	2	2	0	
9:30 ~ 9:45	2	0	75	7	47	0	0	2	0	2	0	0	0	2	108	40	5	5	0	
9:45 ~ 10:00	4	0	73	7	17	0	0	2	0	2	0	0	0	3	95	27	0	0	0	
10:00 ~ 10:15	3	0	102	7	43	0	0	4	0	4	0	0	0	40	83	35	3	3	0	
10:15 ~ 10:30	0	0	93	10	33	0	0	2	0	2	0	0	0	18	110	34	3	3	0	
10:30 ~ 10:45	0	0	63	3	50	0	0	9	0	9	0	0	0	45	125	42	0	0	0	
10:45 ~ 11:00	2	0	88	4	45	3	2	2	0	2	0	0	0	44	128	35	0	0	0	
11:00 ~ 11:15	4	0	75	9	48	0	0	3	0	3	0	0	0	30	127	38	4	4	0	
11:15 ~ 11:30	0	2	80	3	37	0	0	2	0	2	0	0	0	2	128	24	4	4	0	
11:30 ~ 11:45	3	4	72	4	25	0	0	2	0	2	0	0	0	5	125	23	3	3	0	
11:45 ~ 12:00	0	4	94	2	32	2	2	3	0	3	0	0	0	3	89	27	0	0	0	
12:00 ~ 12:15	0	12	87	8	33	2	2	2	0	2	0	0	0	4	113	35	3	3	0	
12:15 ~ 12:30	2	12	82	2	28	0	0	0	0	0	0	0	0	13	108	35	0	0	0	
12:30 ~ 12:45	5	69	82	7	32	2	2	2	0	2	0	0	0	3	107	145	0	0	0	
12:45 ~ 13:00	4	98	83	5	27	2	2	4	0	4	0	0	0	2	98	33	0	0	0	
13:00 ~ 13:15	8	25	85	3	23	0	0	3	0	3	0	0	0	2	97	34	2	2	0	
13:15 ~ 13:30	2	7	93	8	27	0	0	3	0	3	0	0	0	2	92	39	2	2	0	
13:30 ~ 13:45	0	8	65	5	12	0	0	0	0	0	0	0	0	2	104	32	3	3	0	
13:45 ~ 14:00	2	5	64	7	33	2	2	2	0	2	0	0	0	5	79	27	2	2	0	
14:00 ~ 14:15	2	0	60	8	24	2	2	0	0	0	0	0	0	9	108	34	2	2	0	
14:15 ~ 14:30	2	0	80	4	19	0	0	5	0	5	0	0	0	7	69	38	3	3	0	
14:30 ~ 14:45	2	2	105	5	28	2	2	2	0	2	0	0	0	5	117	47	2	2	0	
14:45 ~ 15:00	0	0	60	3	32	0	0	4	0	4	0	0	0	12	99	28	3	3	0	
15:00 ~ 15:15	0	0	73	3	33	0	0	2	0	2	0	0	0	17	93	37	9	9	0	
15:15 ~ 15:30	0	0	70	5	34	0	0	0	0	0	0	0	0	18	110	39	3	3	0	
15:30 ~ 15:45	0	0	54	5	32	3	3	2	0	2	0	0	0	13	89	37	3	3	0	
15:45 ~ 16:00	4	3	63	14	30	3	3	3	0	3	0	0	0	7	112	28	2	2	0	
16:00 ~ 16:15	0	2	82	10	35	2	2	3	0	3	0	0	0	47	103	32	3	3	0	
16:15 ~ 16:30	2	3	92	22	34	0	0	3	0	3	0	0	0	12	153	30	2	2	0	
16:30 ~ 16:45	0	2	74	7	34	2	2	4	0	4	0	0	0	33	128	45	0	0	0	
16:45 ~ 17:00	2	2	119	8	29	2	2	2	0	2	0	0	0	82	183	33	0	0	0	
17:00 ~ 17:15	2	0	113	8	34	0	0	4	0	4	0	0	0	7	183	38	0	0	0	
17:15 ~ 17:30	9	2	107	10	39	2	2	2	0	2	0	0	0	12	208	40	0	0	0	
17:30 ~ 17:45	12	0	114	13	32	3	3	5	0	5	0	0	0	4	195	30	2	2	0	
17:45 ~ 18:00	3	0	82	4	39	0	0	4	0	4	0	0	0	3	210	34	0	0	0	
Total	114	519	5043	378	1475	49	160	5	5	676	5573	1727	115							

Directions	Direction No.2 East Out (from Neak Loeng side)						Dir. No.2 East In (To Neak Loeng side)										
	Pedal cycle (PC) to West		Motor cycle (MC) to West		Light vehicle (LV) to South		Heavy vehicle (HV) to West		Pedal cycle (PC) to South		Motor cycle (MC) to South		Light Vehicle (LV) to South		Heavy Vehicle (HV) to South		
	Straight	L Turn	Straight	L Turn	Straight	L Turn	Straight	L Turn	Straight	L Turn	Straight	L Turn	Straight	L Turn	Straight	L Turn	
6:00 ~ 6:15	5	8	194	9	28	0	0	0	0	0	0	0	0	0	74	19	7
6:15 ~ 6:30	2	2	275	15	35	2	2	3	0	0	0	0	0	8	99	17	3
6:30 ~ 6:45	5	30	325	17	50	7	3	3	0	0	0	0	0	13	137	27	2
6:45 ~ 7:00	3	145	358	14	45	0	3	3	0	0	0	0	0	15	159	35	2
7:00 ~ 7:15	9	85	254	25	27	0	0	0	0	0	0	0	0	3	112	28	2
7:15 ~ 7:30	4	9	253	9	64	0	0	0	0	0	0	0	0	7	122	34	0
7:30 ~ 7:45	3	4	210	10	43	2	4	4	2	2	2	2	2	2	113	28	3
7:45 ~ 8:00	2	2	140	9	17	3	0	0	0	0	0	0	0	2	122	57	5
8:00 ~ 8:15	2	2	160	10	38	2	0	0	0	0	0	0	0	5	148	43	2
8:15 ~ 8:30	2	0	108	5	23	0	3	3	0	0	0	0	0	10	108	54	2
8:30 ~ 8:45	2	0	107	7	17	2	4	4	0	0	0	0	0	2	119	44	4
8:45 ~ 9:00	0	0	122	2	20	2	5	5	0	0	0	0	0	13	114	47	0
9:00 ~ 9:15	3	2	74	7	24	0	3	3	0	0	0	0	0	20	123	42	0
9:15 ~ 9:30	0	2	64	7	27	0	2	2	0	0	0	0	0	23	93	32	0
9:30 ~ 9:45	0	0	77	8	20	2	3	3	0	0	0	0	0	8	125	32	3
9:45 ~ 10:00	2	0	59	3	29	2	4	4	0	0	0	0	0	25	93	30	4
10:00 ~ 10:15	4	2	110	5	38	3	3	3	0	0	0	0	0	20	107	25	2
10:15 ~ 10:30	2	0	102	7	54	0	4	4	0	0	0	0	0	14	118	38	2
10:30 ~ 10:45	0	2	82	7	35	0	3	3	0	0	0	0	0	4	127	40	3
10:45 ~ 11:00	0	0	88	8	35	0	3	3	0	0	0	0	0	29	126	35	0
11:00 ~ 11:15	0	0	118	4	29	3	4	4	0	0	0	0	0	70	145	32	4
11:15 ~ 11:30	2	0	85	7	28	3	7	7	0	0	0	0	0	2	128	37	5
11:30 ~ 11:45	0	0	83	7	45	0	5	5	0	0	0	0	0	4	119	14	0
11:45 ~ 12:00	8	7	72	7	30	0	2	2	0	0	0	0	0	3	94	35	2
12:00 ~ 12:15	2	10	39	2	34	2	3	3	0	0	0	0	0	0	132	28	3
12:15 ~ 12:30	2	24	75	8	40	0	3	3	0	0	0	0	0	0	107	28	3
12:30 ~ 12:45	2	88	72	2	32	0	3	3	0	0	0	0	0	2	105	28	3
12:45 ~ 13:00	2	72	78	9	29	4	0	0	0	0	0	0	0	0	102	29	2
13:00 ~ 13:15	3	22	88	13	28	0	3	3	0	0	0	0	0	3	88	24	3
13:15 ~ 13:30	2	13	90	4	32	0	2	2	0	0	0	0	0	0	98	32	2
13:30 ~ 13:45	5	7	87	5	24	0	2	2	0	0	0	0	0	0	85	29	4
13:45 ~ 14:00	0	14	64	7	19	0	0	0	0	0	0	0	0	0	77	25	7
14:00 ~ 14:15	0	2	62	3	24	0	7	7	0	0	0	0	0	3	87	25	7
14:15 ~ 14:30	0	2	75	3	28	0	0	0	0	0	0	0	0	9	110	39	5
14:30 ~ 14:45	0	3	77	3	28	0	3	3	0	0	0	0	0	4	95	37	3
14:45 ~ 15:00	0	0	67	4	22	0	3	3	0	0	0	0	0	7	82	34	3
15:00 ~ 15:15	2	0	77	8	19	0	2	2	0	0	0	0	0	5	112	34	3
15:15 ~ 15:30	0	2	82	4	32	2	2	2	8	0	0	0	0	17	105	38	2
15:30 ~ 15:45	0	2	64	8	35	0	2	2	0	0	0	0	0	9	109	38	0
15:45 ~ 16:00	0	3	97	3	30	0	4	4	0	0	0	0	0	10	142	37	0
16:00 ~ 16:15	2	3	88	4	22	0	3	3	0	0	0	0	0	30	164	22	0
16:15 ~ 16:30	7	2	74	3	29	0	5	5	0	0	0	0	0	13	140	34	3
16:30 ~ 16:45	0	2	127	10	27	0	5	5	0	0	0	0	0	27	124	29	8
16:45 ~ 17:00	5	2	107	17	37	0	2	2	0	0	0	0	0	38	135	32	0
17:00 ~ 17:15	2	3	109	5	29	0	4	4	0	0	0	0	0	62	162	24	3
17:15 ~ 17:30	8	2	100	7	37	0	0	0	0	0	0	0	0	17	205	38	2
17:30 ~ 17:45	20	2	102	7	45	2	4	4	0	0	0	0	0	13	213	24	2
17:45 ~ 18:00	0	2	88	8	32	0	5	5	0	0	0	0	0	12	224	52	0
Total	124	584	5509	356	1515	43	135	135	10	583	5828	1585	125				

Directions	Direction No.3 South Out (from Tiger Road)						Dir. No.3 South In (To Tiger Road)					
	Pedal cycle (PC) to East		Motor cycle (MC) to East		Light vehicle (LV) to East		Pedal cycle (PC) to West		Motor cycle (MC) to West		Light vehicle (LV) to West	
	R Turn	L Turn	R Turn	L Turn	R Turn	L Turn	R Turn	L Turn	R Turn	L Turn	R Turn	L Turn
6:00 ~ 6:15	0	2	5	18	0	2	0	0	3	15	0	0
6:15 ~ 6:30	2	4	8	22	2	0	0	3	17	0	0	0
6:30 ~ 6:45	2	4	7	20	0	5	0	48	29	2	0	0
6:45 ~ 7:00	4	4	14	17	0	4	3	159	37	0	2	0
7:00 ~ 7:15	0	0	5	13	2	4	0	59	39	3	0	0
7:15 ~ 7:30	0	2	8	10	2	4	2	22	25	7	0	0
7:30 ~ 7:45	0	5	9	15	0	0	0	7	29	4	0	0
7:45 ~ 8:00	0	0	5	14	0	4	0	2	22	4	0	0
8:00 ~ 8:15	0	2	10	9	2	5	0	10	29	9	2	2
8:15 ~ 8:30	0	0	38	5	0	2	0	12	14	8	2	2
8:30 ~ 8:45	0	3	0	5	0	2	0	3	4	5	3	3
8:45 ~ 9:00	0	2	3	8	4	4	2	0	8	9	2	2
9:00 ~ 9:15	0	2	3	2	0	0	0	2	17	4	2	2
9:15 ~ 9:30	0	2	4	4	4	0	0	4	10	9	0	0
9:30 ~ 9:45	0	2	2	7	2	4	1	7	9	7	2	2
9:45 ~ 10:00	0	0	0	8	0	0	0	9	22	2	0	0
10:00 ~ 10:15	0	2	0	5	0	2	0	8	20	3	2	2
10:15 ~ 10:30	0	3	5	9	2	3	0	0	24	7	0	0
10:30 ~ 10:45	2	4	8	8	2	5	0	5	10	4	0	0
10:45 ~ 11:00	0	0	2	5	0	3	0	2	17	2	0	0
11:00 ~ 11:15	2	10	4	15	0	0	0	13	28	3	0	0
11:15 ~ 11:30	0	4	5	2	0	3	0	8	10	7	2	2
11:30 ~ 11:45	0	4	2	4	0	4	0	4	14	10	0	0
11:45 ~ 12:00	0	0	3	5	0	4	0	8	10	8	0	0
12:00 ~ 12:15	0	3	2	2	0	2	0	10	13	3	0	0
12:15 ~ 12:30	0	0	2	3	2	4	0	40	3	3	4	4
12:30 ~ 12:45	7	0	10	2	2	3	2	92	15	3	0	0
12:45 ~ 13:00	0	4	0	4	2	0	0	99	7	4	0	0
13:00 ~ 13:15	0	3	4	7	2	3	0	37	14	7	0	0
13:15 ~ 13:30	0	2	0	8	0	0	0	13	27	10	0	0
13:30 ~ 13:45	0	2	3	0	0	5	0	14	13	5	3	3
13:45 ~ 14:00	2	4	0	2	0	4	0	8	32	3	0	0
14:00 ~ 14:15	0	0	0	5	0	4	0	8	25	8	2	2
14:15 ~ 14:30	0	0	2	5	0	4	0	0	29	7	0	0
14:30 ~ 14:45	0	2	3	5	0	4	0	3	27	9	0	0
14:45 ~ 15:00	0	0	0	7	0	7	0	2	20	4	0	0
15:00 ~ 15:15	0	0	2	2	2	3	0	4	9	2	0	0
15:15 ~ 15:30	0	0	0	8	0	0	0	3	17	5	0	0
15:30 ~ 15:45	0	0	2	8	0	2	0	5	17	9	0	0
15:45 ~ 16:00	0	2	0	0	0	3	0	2	23	13	0	0
16:00 ~ 16:15	0	0	0	18	2	7	0	4	28	5	2	2
16:15 ~ 16:30	0	0	2	24	0	9	5	4	34	5	0	0
16:30 ~ 16:45	2	2	8	10	0	8	0	5	29	8	2	2
16:45 ~ 17:00	0	7	8	14	0	5	0	8	19	5	2	2
17:00 ~ 17:15	0	5	2	5	0	4	0	4	19	9	0	0
17:15 ~ 17:30	3	7	5	24	2	7	0	5	23	8	0	0
17:30 ~ 17:45	0	2	13	37	2	9	0	12	28	9	0	0
17:45 ~ 18:00	0	0	8	14	0	4	0	8	12	8	0	0
Total	26	106	226	448	38	170	17	66	788	942	269	34

Directions	Direction No.3 South Out (from Tiger Road)						Dir. No.3 South In (To Tiger Road)						
	Pedal cycle (PC)		Motor cycle (MC)		Light vehicle (LV)		Motor cycle (MC)		Pedal cycle (PC)		Light Vehicle (LV)		Heavy Vehicle (HV)
	R Turn	L Turn	R Turn	L Turn	R Turn	L Turn	R Turn	L Turn	R Turn	L Turn	R Turn	L Turn	
6:00 ~ 6:15	3	0	5	10	0	3	2	2	7	5	0	0	0
6:15 ~ 6:30	2	2	5	14	0	3	0	2	2	14	2	2	0
6:30 ~ 6:45	0	13	9	27	0	7	0	2	38	15	9	0	0
6:45 ~ 7:00	0	3	17	17	2	0	0	0	142	42	3	0	0
7:00 ~ 7:15	4	0	3	7	0	4	0	2	105	60	2	0	0
7:15 ~ 7:30	0	0	0	9	0	2	0	0	10	20	10	3	3
7:30 ~ 7:45	0	0	0	7	2	0	0	0	7	35	9	4	4
7:45 ~ 8:00	0	0	3	4	0	3	0	0	8	22	7	0	0
8:00 ~ 8:15	0	0	4	9	2	3	0	3	4	19	7	0	0
8:15 ~ 8:30	0	2	3	4	0	5	0	3	5	39	4	0	0
8:30 ~ 8:45	0	2	3	9	0	2	2	4	3	12	4	0	0
8:45 ~ 9:00	0	0	3	7	3	4	0	2	4	29	3	0	0
9:00 ~ 9:15	0	2	7	17	0	2	0	5	2	22	4	0	0
9:15 ~ 9:30	0	2	3	5	0	4	0	2	4	18	10	0	0
9:30 ~ 9:45	0	0	0	10	0	4	0	3	2	23	8	0	0
9:45 ~ 10:00	2	3	0	3	0	0	0	4	2	15	5	0	0
10:00 ~ 10:15	0	0	4	13	0	9	2	5	4	27	8	2	2
10:15 ~ 10:30	2	2	5	3	0	4	0	2	4	17	5	0	0
10:30 ~ 10:45	0	2	0	4	2	5	2	0	0	22	5	2	2
10:45 ~ 11:00	0	0	3	4	0	2	0	2	2	13	8	0	0
11:00 ~ 11:15	0	0	3	19	0	2	2	0	7	12	7	0	0
11:15 ~ 11:30	0	0	2	0	2	3	0	0	7	27	7	0	0
11:30 ~ 11:45	0	0	3	5	2	5	0	2	3	10	3	0	0
11:45 ~ 12:00	0	0	2	3	2	5	0	0	4	10	4	0	0
12:00 ~ 12:15	0	0	4	5	0	5	0	3	2	12	8	2	2
12:15 ~ 12:30	0	2	3	4	0	0	0	2	27	28	5	0	0
12:30 ~ 12:45	0	2	2	4	2	0	2	2	97	5	4	2	2
12:45 ~ 13:00	2	2	3	4	0	3	2	2	88	38	9	2	2
13:00 ~ 13:15	0	2	2	3	0	0	2	2	9	12	3	0	0
13:15 ~ 13:30	0	0	2	2	4	0	2	3	14	12	4	0	0
13:30 ~ 13:45	5	7	2	3	0	2	0	0	4	17	7	0	0
13:45 ~ 14:00	0	0	3	2	2	4	0	2	19	24	7	0	0
14:00 ~ 14:15	0	0	4	3	4	0	2	2	7	23	9	2	2
14:15 ~ 14:30	0	0	0	2	0	2	0	3	3	12	2	0	0
14:30 ~ 14:45	3	2	2	3	0	2	0	4	4	22	4	2	2
14:45 ~ 15:00	0	0	8	5	0	4	0	0	4	22	14	0	0
15:00 ~ 15:15	0	0	5	3	0	7	0	0	3	13	4	0	0
15:15 ~ 15:30	0	0	4	7	2	4	0	0	8	24	8	2	2
15:30 ~ 15:45	0	2	3	13	0	5	0	0	8	15	5	0	0
15:45 ~ 16:00	0	0	2	0	0	3	0	0	7	12	5	0	0
16:00 ~ 16:15	0	0	0	5	2	5	2	0	4	28	12	0	0
16:15 ~ 16:30	0	0	3	10	0	0	3	2	9	22	5	3	3
16:30 ~ 16:45	0	0	3	12	0	4	3	2	4	27	5	0	0
16:45 ~ 17:00	0	0	8	23	2	4	0	2	8	35	5	0	0
17:00 ~ 17:15	0	4	4	9	2	8	0	0	10	37	7	2	2
17:15 ~ 17:30	2	2	7	22	0	13	2	3	5	43	4	0	0
17:30 ~ 17:45	0	5	8	23	2	4	2	3	5	33	2	0	0
17:45 ~ 18:00	2	5	13	30	0	5	0	0	7	32	2	0	0
Total	27	68	182	387	39	165	32	80	732	1076	274	2	28

Directions	Dir. No.4 North out (from Mekong side)			Dir. No.4 North in (To Mekong side)				
	Pedal Cycle (PC)	Motor Cycle (MC)	Light Vehicle (LV)	Heavy Vehicle (HV)	Pedal Cycle (PC)	Motor Cycle (MC)	Light Vehicle (LV)	Heavy Vehicle (HV)
6:00 ~ 6:15	3	9	0	0	19	20	4	0
6:15 ~ 6:30	9	15	4	0	9	25	4	0
6:30 ~ 6:45	9	17	8	0	3	15	3	0
6:45 ~ 7:00	5	17	0	0	5	17	3	0
7:00 ~ 7:15	4	10	4	0	3	10	0	0
7:15 ~ 7:30	5	5	2	0	2	3	2	0
7:30 ~ 7:45	2	13	0	0	0	10	0	0
7:45 ~ 8:00	2	9	0	0	5	10	2	0
8:00 ~ 8:15	4	9	5	0	7	13	2	0
8:15 ~ 8:30	0	4	0	0	5	5	0	0
8:30 ~ 8:45	0	8	3	0	0	7	2	0
8:45 ~ 9:00	0	4	0	0	0	3	2	0
9:00 ~ 9:15	3	5	2	0	2	8	0	0
9:15 ~ 9:30	4	13	0	0	0	18	0	0
9:30 ~ 9:45	3	15	2	0	4	23	0	0
9:45 ~ 10:00	2	10	0	0	2	10	3	0
10:00 ~ 10:15	5	7	0	0	0	9	0	0
10:15 ~ 10:30	3	8	0	0	0	14	2	0
10:30 ~ 10:45	3	7	2	0	0	12	0	0
10:45 ~ 11:00	5	9	2	0	10	7	2	0
11:00 ~ 11:15	3	7	0	0	12	12	4	0
11:15 ~ 11:30	8	9	2	0	9	13	3	0
11:30 ~ 11:45	5	7	0	0	7	9	3	0
11:45 ~ 12:00	2	9	0	0	4	13	2	0
12:00 ~ 12:15	5	12	8	0	5	15	2	0
12:15 ~ 12:30	3	10	2	0	0	5	2	0
12:30 ~ 12:45	2	5	3	0	3	7	5	0
12:45 ~ 13:00	5	7	0	0	2	9	0	0
13:00 ~ 13:15	2	8	3	0	3	3	9	0
13:15 ~ 13:30	3	9	2	0	3	9	2	0
13:30 ~ 13:45	12	10	3	0	2	3	2	0
13:45 ~ 14:00	12	13	0	0	0	9	0	0
14:00 ~ 14:15	7	7	3	0	2	5	0	0
14:15 ~ 14:30	4	9	7	0	2	8	2	0
14:30 ~ 14:45	3	8	5	0	0	12	2	0
14:45 ~ 15:00	2	4	5	0	2	7	2	0
15:00 ~ 15:15	3	9	2	0	2	5	0	0
15:15 ~ 15:30	0	9	7	0	0	5	0	0
15:30 ~ 15:45	2	3	0	0	2	8	0	0
15:45 ~ 16:00	3	12	4	0	2	12	0	0
16:00 ~ 16:15	2	20	3	0	5	13	0	0
16:15 ~ 16:30	2	14	2	0	2	18	2	0
16:30 ~ 16:45	5	15	3	0	5	15	3	0
16:45 ~ 17:00	9	8	2	0	8	5	2	0
17:00 ~ 17:15	12	15	3	0	4	10	0	0
17:15 ~ 17:30	8	19	2	0	8	20	4	0
17:30 ~ 17:45	8	20	0	0	4	17	3	0
17:45 ~ 18:00	5	12	2	0	3	23	0	0
Total	208	484	107	0	177	529	85	0

Directions	Dir. No.4 North out (from Mekong side)				Dir. No.4 North in (To Mekong side)			
	Pedal Cycle (PC)	Motor Cycle (MC)	Light Vehicle (LV)	Heavy Vehicle (HV)	Pedal Cycle (PC)	Motor Cycle (MC)	Light Vehicle (LV)	Heavy Vehicle (HV)
6:00 ~ 6:15	0	10	2	0	2	4	2	0
6:15 ~ 6:30	4	12	3	0	7	8	0	0
6:30 ~ 6:45	14	28	3	0	4	13	2	0
6:45 ~ 7:00	5	17	3	0	9	5	3	0
7:00 ~ 7:15	3	8	3	0	4	8	3	0
7:15 ~ 7:30	5	9	4	0	0	2	3	0
7:30 ~ 7:45	7	10	7	0	4	7	4	0
7:45 ~ 8:00	4	38	4	0	0	0	3	0
8:00 ~ 8:15	3	13	3	0	2	8	0	0
8:15 ~ 8:30	4	14	4	0	7	10	4	0
8:30 ~ 8:45	5	15	2	0	3	19	0	0
8:45 ~ 9:00	8	19	0	0	2	14	0	0
9:00 ~ 9:15	8	9	0	0	7	8	0	0
9:15 ~ 9:30	4	13	0	0	15	13	0	0
9:30 ~ 9:45	2	13	3	0	3	13	0	0
9:45 ~ 10:00	0	9	2	0	4	9	0	0
10:00 ~ 10:15	3	12	0	0	2	14	4	0
10:15 ~ 10:30	2	7	3	0	3	15	4	0
10:30 ~ 10:45	3	9	2	0	5	15	2	0
10:45 ~ 11:00	0	14	2	0	10	13	2	0
11:00 ~ 11:15	3	10	2	0	8	18	4	0
11:15 ~ 11:30	4	3	0	0	4	12	4	0
11:30 ~ 11:45	2	10	2	0	2	10	5	0
11:45 ~ 12:00	7	9	3	0	2	7	4	0
12:00 ~ 12:15	3	13	2	0	2	18	5	0
12:15 ~ 12:30	7	14	3	0	2	10	7	0
12:30 ~ 12:45	8	20	2	0	0	15	0	0
12:45 ~ 13:00	10	15	3	0	2	9	3	0
13:00 ~ 13:15	2	8	3	0	0	8	5	0
13:15 ~ 13:30	2	9	2	0	2	8	2	0
13:30 ~ 13:45	3	13	3	0	2	9	0	0
13:45 ~ 14:00	4	10	2	0	3	10	0	0
14:00 ~ 14:15	4	13	5	0	5	17	0	0
14:15 ~ 14:30	2	3	5	0	2	4	0	0
14:30 ~ 14:45	4	7	4	0	10	5	2	0
14:45 ~ 15:00	2	3	7	0	0	5	0	0
15:00 ~ 15:15	2	9	2	0	2	9	4	0
15:15 ~ 15:30	2	10	7	0	0	4	2	0
15:30 ~ 15:45	2	4	2	0	2	10	4	0
15:45 ~ 16:00	3	12	4	0	8	9	4	0
16:00 ~ 16:15	0	20	3	0	4	22	2	0
16:15 ~ 16:30	2	13	2	0	4	10	8	0
16:30 ~ 16:45	5	15	3	0	8	30	3	0
16:45 ~ 17:00	8	8	3	0	5	17	4	0
17:00 ~ 17:15	13	14	3	0	22	22	4	0
17:15 ~ 17:30	8	19	0	0	10	29	5	0
17:30 ~ 17:45	8	22	2	0	4	15	3	0
17:45 ~ 18:00	4	10	2	1	4	17	3	0
Total	208	595	131	1	212	557	123	0

Tiger Rd. IS 1st Day (19 March, 2004)

Directions	Total in All Direction	Total out All Direction
6:00 ~ 6:15	374	343
6:15 ~ 6:30	454	458
6:30 ~ 6:45	666	592
6:45 ~ 7:00	783	727
7:00 ~ 7:15	610	533
7:15 ~ 7:30	486	447
7:30 ~ 7:45	407	415
7:45 ~ 8:00	427	356
8:00 ~ 8:15	389	344
8:15 ~ 8:30	388	348
8:30 ~ 8:45	379	348
8:45 ~ 9:00	299	321
9:00 ~ 9:15	323	289
9:15 ~ 9:30	337	246
9:30 ~ 9:45	358	334
9:45 ~ 10:00	309	249
10:00 ~ 10:15	351	368
10:15 ~ 10:30	359	358
10:30 ~ 10:45	414	300
10:45 ~ 11:00	381	290
11:00 ~ 11:15	452	366
11:15 ~ 11:30	344	254
11:30 ~ 11:45	354	285
11:45 ~ 12:00	293	284
12:00 ~ 12:15	319	318
12:15 ~ 12:30	392	288
12:30 ~ 12:45	514	311
12:45 ~ 13:00	383	358
13:00 ~ 13:15	341	261
13:15 ~ 13:30	320	277
13:30 ~ 13:45	275	222
13:45 ~ 14:00	292	266
14:00 ~ 14:15	287	249
14:15 ~ 14:30	295	252
14:30 ~ 14:45	318	326
14:45 ~ 15:00	282	220
15:00 ~ 15:15	286	225
15:15 ~ 15:30	352	248
15:30 ~ 15:45	286	201
15:45 ~ 16:00	307	278
16:00 ~ 16:15	392	340
16:15 ~ 16:30	426	363
16:30 ~ 16:45	433	381
16:45 ~ 17:00	514	451
17:00 ~ 17:15	444	445
17:15 ~ 17:30	538	483
17:30 ~ 17:45	511	497
17:45 ~ 18:00	431	384
Total	18875	16499

12 hour (veh)	PC	MC	LV	HV
West out	305	4835	1575	145
West in	277	5906	1663	114
South out	132	674	208	83
South in	788	942	269	34
East out	633	5421	1524	165
East in	676	5573	1727	115

24 hour (veh)	PC	MC	LV	HV
12hr-24hr Ratio :	1.05	1.20	1.20	1.30
West out	320	5802	1890	189
West in	291	7087	1996	148
South out	139	809	250	108
South in	827	1130	323	44
East out	665	6505	1829	215
East in	710	6688	2072	150

Peak-hour (veh)	PC	MC	LV	HV
West out	23	458	140	8
West in	37	1216	181	12
South out	16	94	21	7
South in	288	130	12	2
East out	236	1052	141	17
East in	22	466	100	13

12 hour (pcu)	PCU Ratio	PC	MC	LV	HV
West out	0.25	76	1209	1969	544
West in	0.25	69	1477	2079	428
South out	0.25	33	169	260	311
South in	0.25	197	236	336	128
East out	0.25	158	1355	1905	619
East in	0.25	169	1393	2159	431

24 hour (pcu)	PCU Ratio	PC	MC	LV	HV
West out	0.25	80	1451	2363	709
West in	0.25	73	1772	2495	555
South out	0.25	35	202	313	405
South in	0.25	207	283	404	165
East out	0.25	166	1626	2286	806
East in	0.25	178	1672	2590	563

Peak-hour (pcu)	PCU Ratio	PC	MC	LV	HV
West out	0.25	6	115	175	30
West in	0.25	9	304	226	45
South out	0.25	4	24	26	26
South in	0.25	72	33	15	8
East out	0.25	59	263	176	64
East in	0.25	6	117	125	49

Tiger Rd. IS 2nd Day (22 March, 2004)

Directions	Total		Total out All Direction
	in All Direction	out All Direction	
6:00 ~ 6:15	417	371	
6:15 ~ 6:30	534	465	
6:30 ~ 6:45	780	675	
6:45 ~ 7:00	917	786	
7:00 ~ 7:15	654	577	
7:15 ~ 7:30	518	509	
7:30 ~ 7:45	488	454	
7:45 ~ 8:00	397	386	
8:00 ~ 8:15	445	426	
8:15 ~ 8:30	378	327	
8:30 ~ 8:45	356	316	
8:45 ~ 9:00	410	401	
9:00 ~ 9:15	363	289	
9:15 ~ 9:30	356	247	
9:30 ~ 9:45	389	262	
9:45 ~ 10:00	290	227	
10:00 ~ 10:15	399	352	
10:15 ~ 10:30	400	329	
10:30 ~ 10:45	367	258	
10:45 ~ 11:00	416	324	
11:00 ~ 11:15	487	420	
11:15 ~ 11:30	388	256	
11:30 ~ 11:45	324	256	
11:45 ~ 12:00	294	317	
12:00 ~ 12:15	325	231	
12:15 ~ 12:30	359	269	
12:30 ~ 12:45	410	372	
12:45 ~ 13:00	425	331	
13:00 ~ 13:15	296	293	
13:15 ~ 13:30	360	286	
13:30 ~ 13:45	296	327	
13:45 ~ 14:00	287	226	
14:00 ~ 14:15	309	228	
14:15 ~ 14:30	312	261	
14:30 ~ 14:45	333	248	
14:45 ~ 15:00	343	263	
15:00 ~ 15:15	357	245	
15:15 ~ 15:30	344	344	
15:30 ~ 15:45	337	257	
15:45 ~ 16:00	401	300	
16:00 ~ 16:15	490	336	
16:15 ~ 16:30	417	318	
16:30 ~ 16:45	457	348	
16:45 ~ 17:00	442	376	
17:00 ~ 17:15	547	386	
17:15 ~ 17:30	533	417	
17:30 ~ 17:45	517	419	
17:45 ~ 18:00	502	415	
Total	20166	16726	

12 hour (veh)	PC	MC	LV	HV
West out	329	4524	1574	108
West in	171	7070	1690	112
South out	95	569	204	112
South in	732	1076	274	28
East out	708	5865	1558	145
East in	583	5828	1585	125

24 hour (veh)	PC	MC	LV	HV
12hr-24hr Ratio :	1.05	1.20	1.20	1.30
West out	345	5429	1889	140
West in	180	8484	2028	146
South out	100	683	245	146
South in	769	1291	329	36
East out	743	7038	1870	189
East in	612	6994	1902	163

Peak-hour (veh)	PC	MC	LV	HV
West out	41	361	109	5
West in	30	1516	171	6
South out	20	89	15	4
South in	295	137	24	3
East out	290	1255	193	6
East in	38	530	124	6

12 hour (pcu)	PC	MC	LV	HV
PCU Ratio	0.25	0.25	1.25	3.75
West out	82	1131	1968	405
West in	43	1768	2113	420
South out	24	142	255	420
South in	183	289	343	105
East out	177	1466	1948	544
East in	146	1457	1981	469

24 hour (pcu)	PC	MC	LV	HV
PCU Ratio	0.25	0.25	1.25	3.75
West out	86	1357	2361	525
West in	45	2121	2535	548
South out	25	171	306	548
South in	192	323	411	135
East out	186	1760	2338	709
East in	153	1749	2378	611

Peak-hour (pcu)	PC	MC	LV	HV
PCU Ratio	0.25	0.25	1.25	3.75
West out	10	90	136	19
West in	8	379	214	23
South out	5	22	19	15
South in	74	34	30	11
East out	73	314	241	23
East in	10	133	155	23

別冊資料 2 基本設計図

BASIC DESIGN STUDY REPORT
ON
THE PROJECT FOR THE IMPROVEMENT
OF NATIONAL ROAD NO.1 (PHNOM PENH – NEAK LOUENG SECTION)
IN
THE KINGDOM OF CAMBODIA

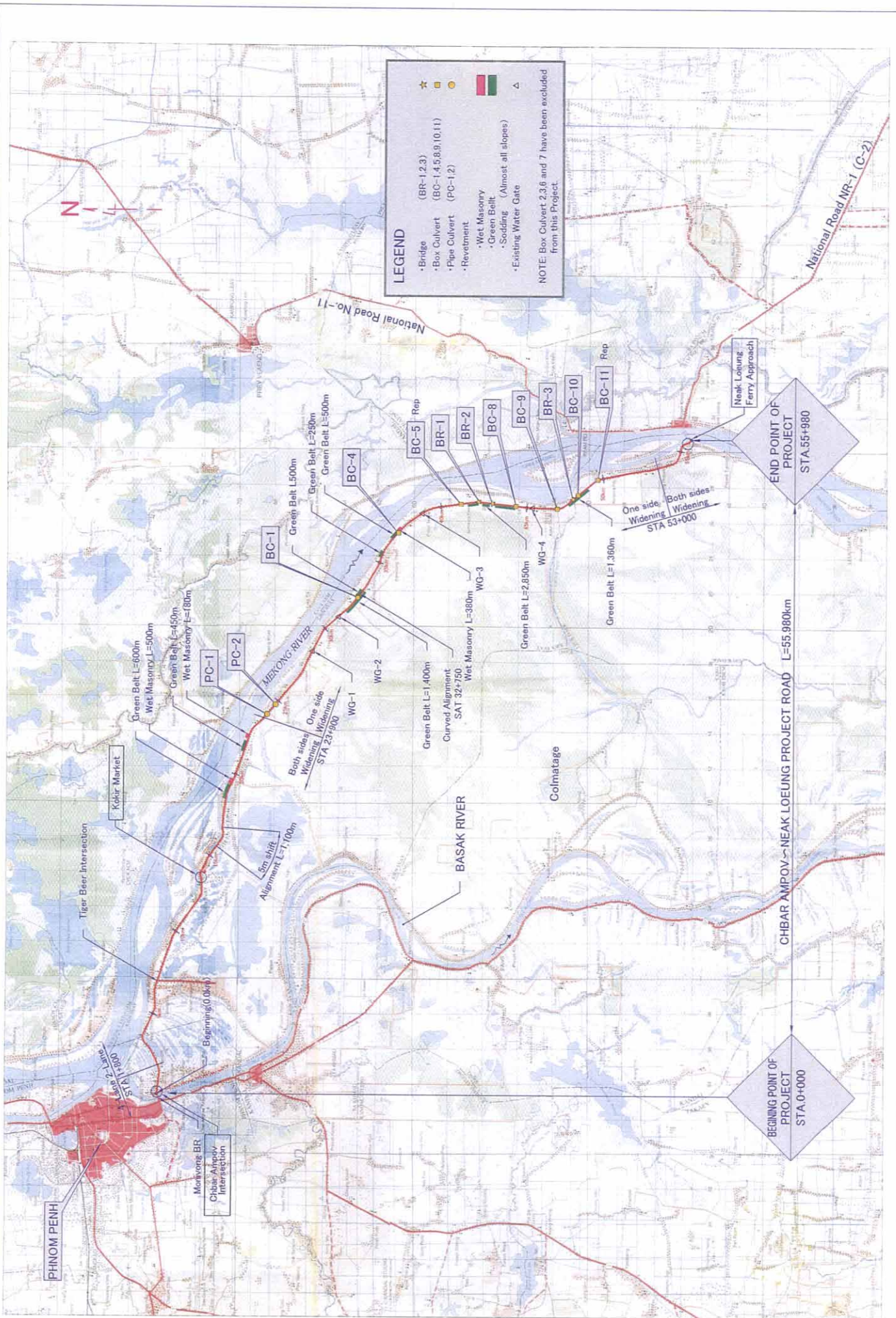
MARCH 2005

JAPAN INTERNATIONAL COOPERATION AGENCY
GRANT AID MANAGEMENT DEPARTMENT

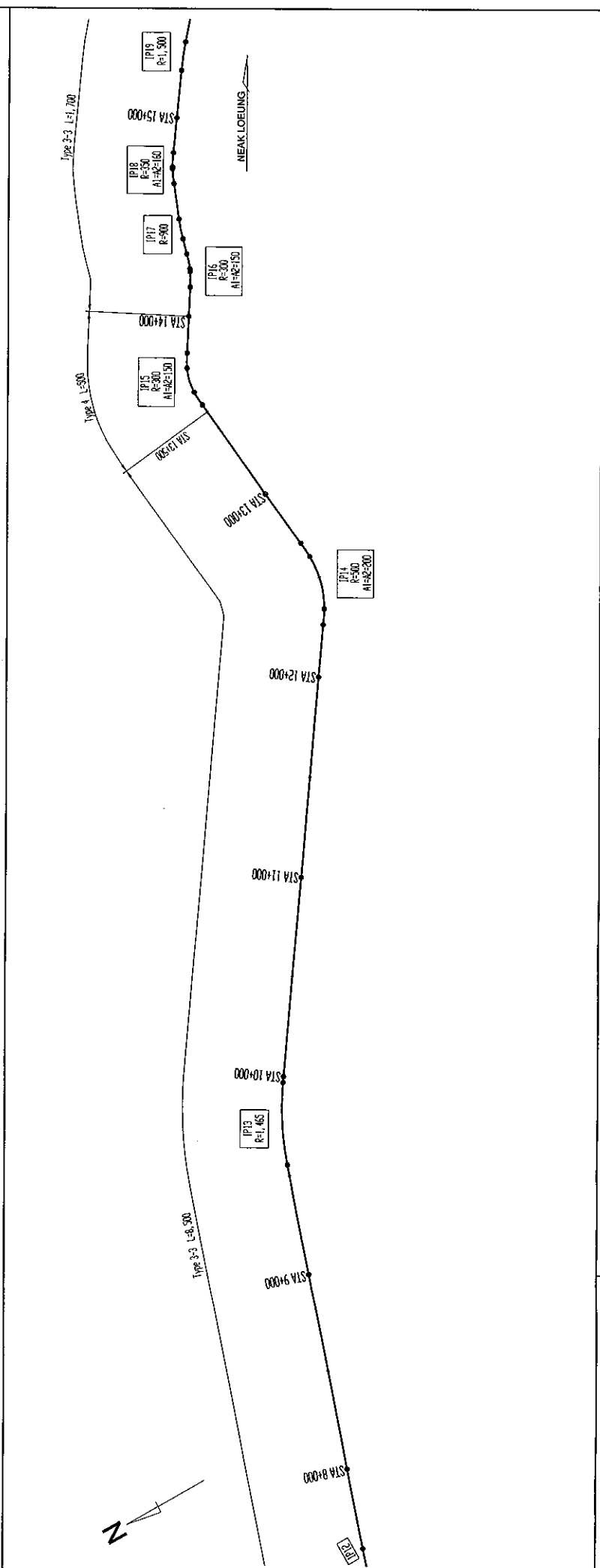
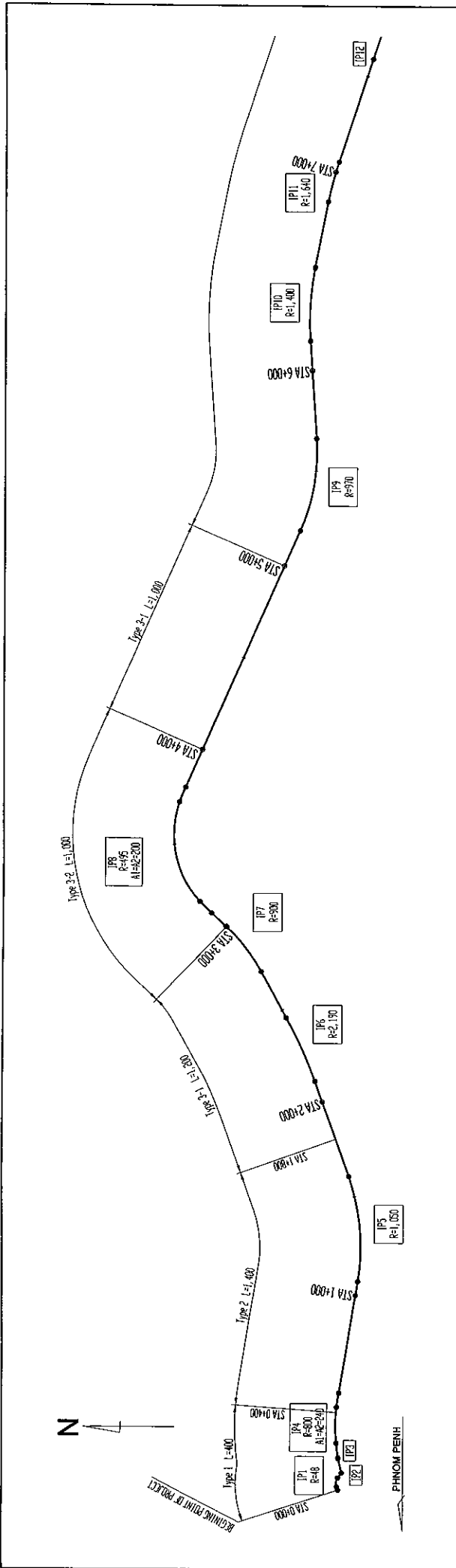
CONTENTS OF DRAWINGS

1) PROJECT LAYOUT	G - 1
2) KEY PLAN	G - 2 ~ 5
3) ELEMENTS OF ALIGNMENT & LIST OF BENCH MARK	G - 6
4) TYPICAL CROSS SECTIONS	G - 7 ~ 10
5) PLAN & PROFILE	PL - 1 ~ 80
6) CROSS SECTION	CS - 1 ~ 28
7) BRIDGE	BR - 1 ~ 15
8) CROSS DRAINAGE	CD - 1 ~ 8
9) DETAIL PLAN AT KOKIR MARKET	DP - 1
10) ROAD DRAINAGE	DR - 1 ~ 10
11) SLOPE PROTECTION	M - 1
12) CEMENT TREATED SOIL REPLACEMENT OF EXISTING GROUND	M - 2
13) RETAINING WALL	M - 3 ~ 7
14) RUN OFF PLAN	M - 8
15) BUS BAY & WIDENING	M - 9 ~ 10
16) STRUCTER OF MEDIAN CURB AND VERGE BLOCK	M - 11
17) GUARD RAILS	M - 12
18) RUMBLE STRIPS	M - 13
19) ROAD SIGNS	M - 14
20) GUIDE POST	M - 15
21) CONNECTING ROADS	M - 16
22) STANDARD PAVEMENT MARKINGS	M - 17

TOTAL 169 Sheets

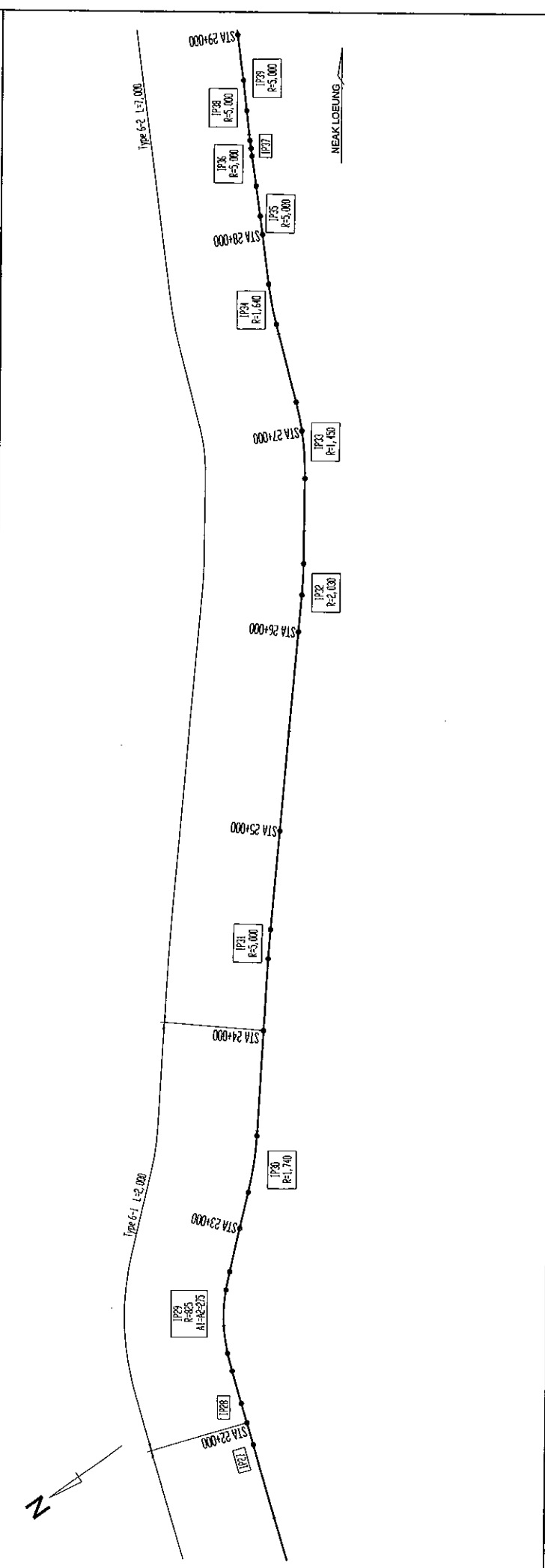
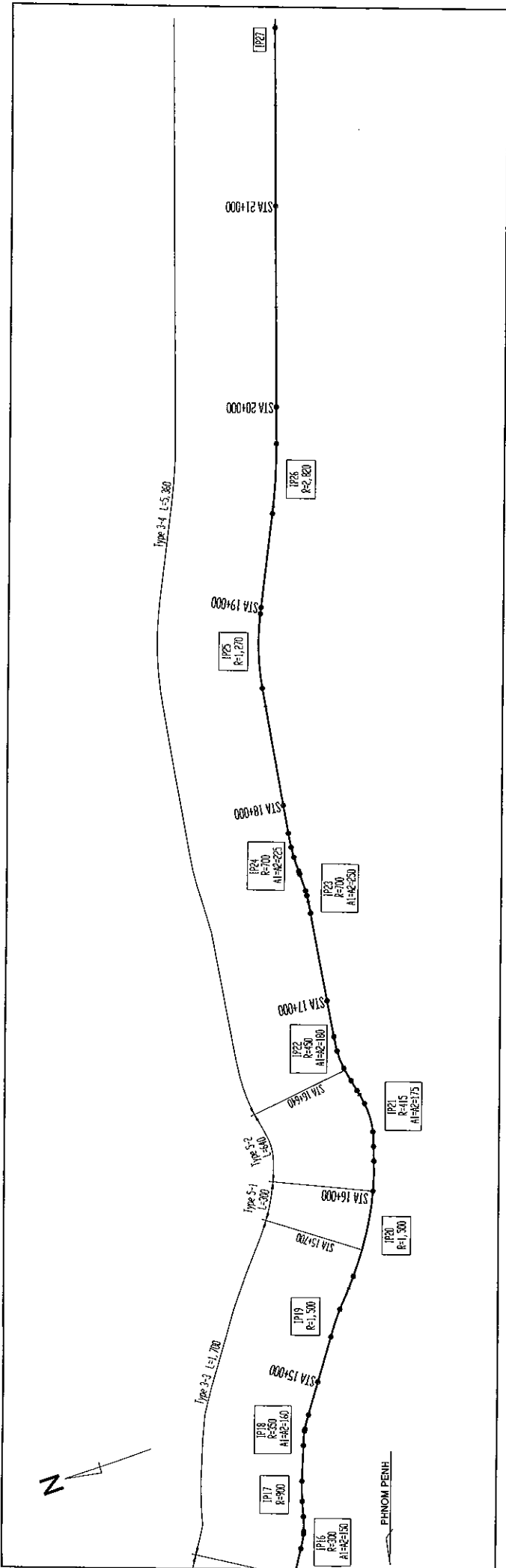


MINISTRY OF PUBLIC WORKS AND TRANSPORT (MPWT)	THE PROJECT FOR THE IMPROVEMENT OF NATIONAL ROAD NO.1 (PHNOM PENH-NEAK LOUENG SECTION) IN THE KINGDOM OF CAMBODIA	JAPAN INTERNATIONAL COOPERATION AGENCY KATAHIRA & ENGINEERS INTERNATIONAL CTI Engineering International Co., Ltd	TITLE :	PROJECT LAYOUT	SCALE	Drawing No.
					1/10,000	Sheet No. G-1



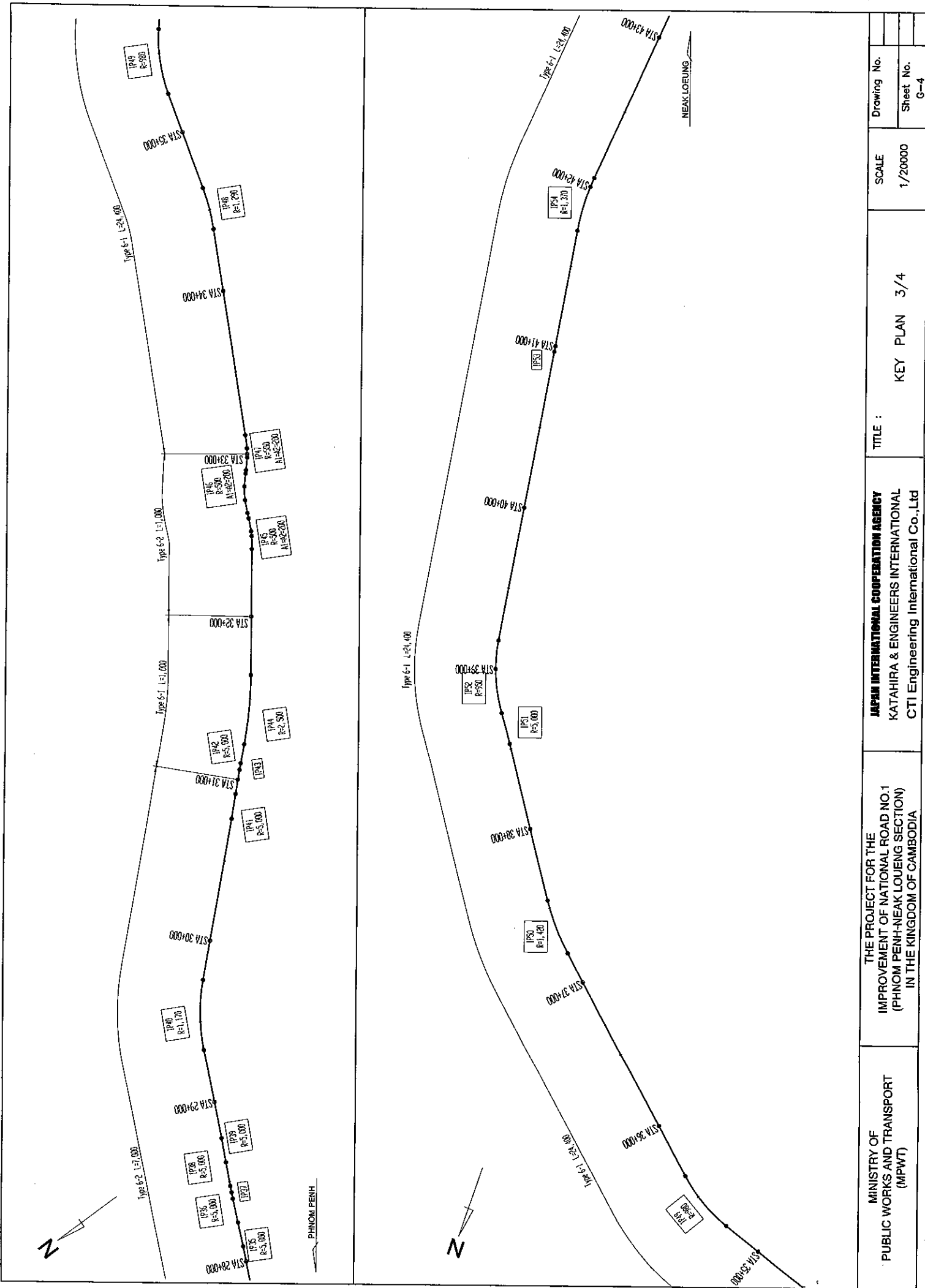
SA2-2

MINISTRY OF PUBLIC WORKS AND TRANSPORT (MPWT)	THE PROJECT FOR THE IMPROVEMENT OF NATIONAL ROAD NO.1 (PHNOM PENH-NEAK LOEUNG SECTION) IN THE KINGDOM OF CAMBODIA	JAPAN INTERNATIONAL COOPERATION AGENCY KATAHIRA & ENGINEERS INTERNATIONAL CTI Engineering International Co., Ltd	TITLE :	KEY PLAN	1/4	SCALE	1/20000	Drawing No.	
								Sheet No.	G-2



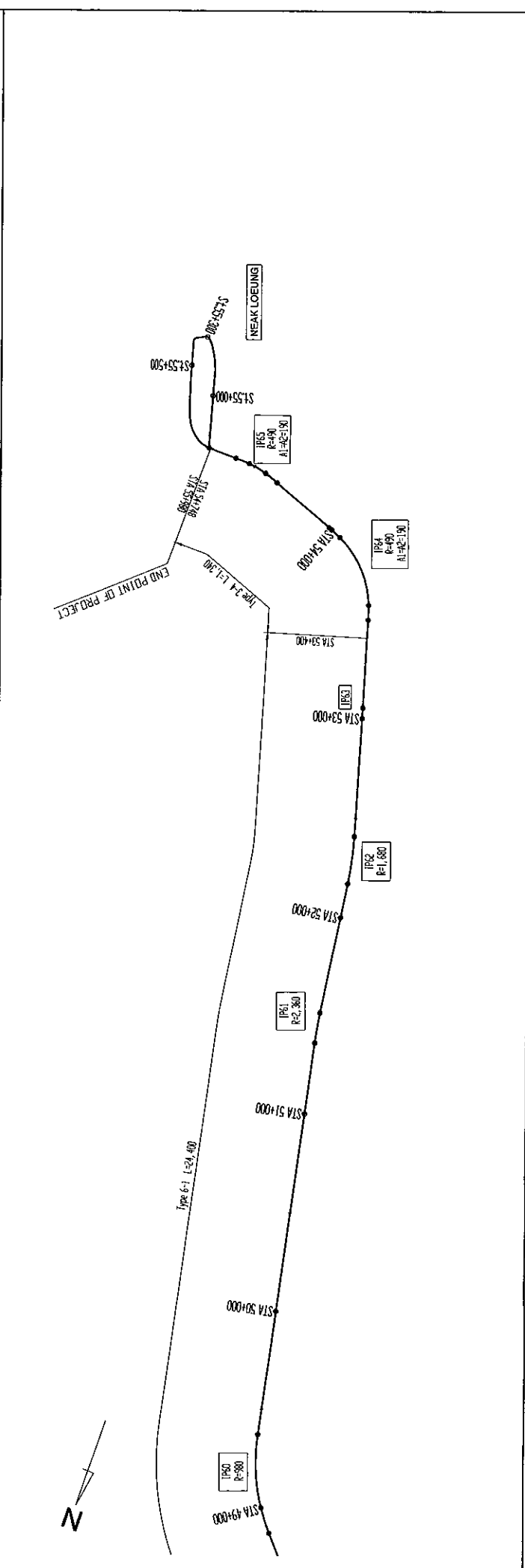
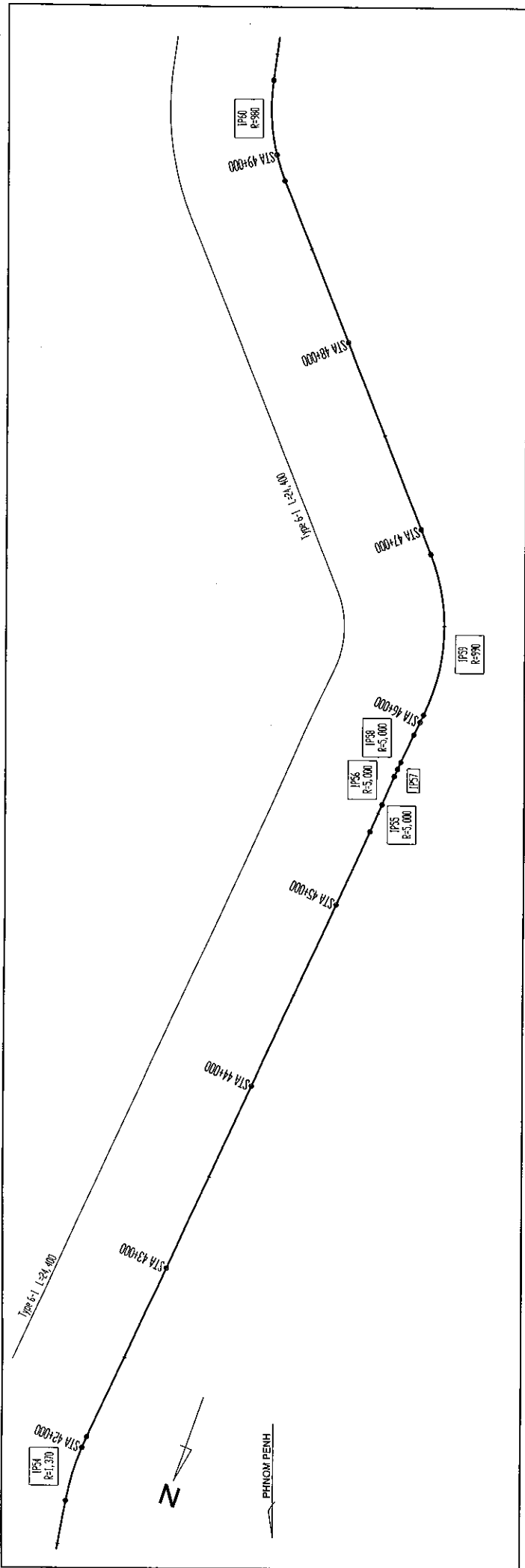
SA2-3

MINISTRY OF PUBLIC WORKS AND TRANSPORT (MPWT)	THE PROJECT FOR THE IMPROVEMENT OF NATIONAL ROAD NO.1 (PHNOM PENH-NEAK LOEUNG SECTION) IN THE KINGDOM OF CAMBODIA	JAPAN INTERNATIONAL COOPERATION AGENCY KATAHIRA & ENGINEERS INTERNATIONAL CTI Engineering International Co., Ltd	TITLE :	KEY PLAN	2/4	SCALE	1/20000	Drawing No.	
							Sheet No.	G-3	



SA2-4

MINISTRY OF PUBLIC WORKS AND TRANSPORT (MPWT)	THE PROJECT FOR THE IMPROVEMENT OF NATIONAL ROAD NO.1 (PHNOM PENH-NEAK LOEUNG SECTION) IN THE KINGDOM OF CAMBODIA	JAPAN INTERNATIONAL COOPERATION AGENCY KATAHIRA & ENGINEERS INTERNATIONAL CTI Engineering International Co., Ltd	TITLE : KEY PLAN 3/4	SCALE	Drawing No.
				1/20000	Sheet No. G-4



SA2-5

MINISTRY OF PUBLIC WORKS AND TRANSPORT (MPWT)	THE PROJECT FOR THE IMPROVEMENT OF NATIONAL ROAD NO.1 (PHNOM PENH-NEAK LOEUNG SECTION) IN THE KINGDOM OF CAMBODIA	JAPAN INTERNATIONAL COOPERATION AGENCY KATAHIRA & ENGINEERS INTERNATIONAL CTI Engineering International Co.,Ltd	TITLE :	KEY PLAN	4/4	SCALE	1/20000	Drawing No.	
							Sheet No.	G-5	

DETAILS OF POINTS OF INTERSECTIONS

POINT OF INTERSECTION	PI NO.	COORDINATE		RADIUS	CLOTHOID PARAMETER	CURVE LENGTH	TANGENT LENGTH	INTERSECTION ANGLE
		N(m)	E(m)					
PI-1	1.274,795.12952	492,850.47062	47.931	47.931	47.015	25.593	56-12-03.8	
PI-2	1.274,762.45200	492,895.69200	Intersection	Intersection	105.892	105.892	48-56-03.0	
PI-3	1.274,778.59500	493,199.42000	Intersection	Intersection	78.633	78.633	4-16-45.4	
PI-4	1.274,805.11568	493,134.27805	800.000	240.000	325.540	163.863	10-09-30.5	
PI-5	1.274,641.15229	494,129.51678	-1,050.000	531.954	271.816	271.816	29-01-38.4	
PI-6	1.274,961.36571	495,025.21661	-2,190.000	350.071	175.409	175.409	9-09-31.4	
PI-7	1.275,240.69023	495,532.66121	-900.000	287.669	145.071	145.071	18-18-48.8	
PI-8	1.275,706.10918	495,934.48548	495.000	200.000	692.503	392.584	70-48-11.1	
PI-9	1.274,991.36766	497,824.14555	-970.000	467.943	238.617	238.617	27-38-25.4	
PI-10	1.274,954.39930	498,779.66915	1,400.000	366.268	184.186	184.186	14-59-23.0	
PI-11	1.274,835.64413	499,340.12735	1,640.000	206.326	103.400	103.400	7-12-55.0	
PI-12	1.274,635.02747	499,949.46672	—	—	2502.113	2502.113	0-19-47.6	
PI-13	1.273,943.71693	502,009.20553	1,465.000	414.530	208.619	208.619	16-12-43.8	
PI-14	1.272,389.75450	504,247.94175	-500.000	436.204	226.228	226.228	40-49-04.8	
PI-15	1.272,517.86248	505,456.15134	300.000	150.000	276.653	142.556	38-30-46.1	
PI-16	1.272,220.86733	505,923.05414	-300.000	150.000	164.465	82.665	17-05-11.9	
PI-17	1.272,164.79668	506,126.99366	900.000	100.328	50.216	50.216	6-23-13.6	
PI-18	1.272,050.24047	506,413.96457	350.000	156.801	78.664	78.664	13-41-41.8	
PI-19	1.271,726.74281	506,868.23414	1,500.000	142.771	71.439	71.439	5-27-12.4	
PI-20	1.271,363.01078	507,288.00270	-1,500.000	589.805	298.762	298.762	22-31-44.1	
PI-21	1.271,198.02033	507,784.55445	-415.000	175.000	295.519	150.614	30-36-41.8	
PI-22	1.271,267.26044	508,103.95517	450.000	180.000	236.481	119.250	20-56-32.7	
PI-23	1.271,138.78610	508,942.45920	-700.000	203.659	101.990	101.990	9-21-41.6	
PI-24	1.271,141.23647	509,158.27262	700.000	196.545	98.460	98.460	10-10-04.2	
PI-25	1.270,972.19924	510,166.52699	1,270.000	375.025	188.887	188.887	16-55-09.1	
PI-26	1.270,568.41540	510,938.41937	-2,820.000	349.730	175.090	175.090	7-06-20.5	
PI-27	1.269,845.78300	513,055.99500	—	—	2281.395	2281.395	0-11-16.8	
PI-28	1.269,774.94145	513,259.47985	—	—	384.930	384.930	0-36-08.6	
PI-29	1.269,630.33884	513,662.33762	825.000	275.000	508.911	259.124	28-58-38.6	
PI-30	1.269,020.41454	514,197.74358	-1,740.000	269.070	144.869	144.869	9-31-07.3	
PI-31	1.268,323.36942	515,052.28914	5,000.000	148.132	74.071	74.071	1-41-50.9	
PI-32	1.267,126.05096	516,434.44318	-2,300.000	157.154	78.616	78.616	4-26-08.1	
PI-33	1.266,713.62356	516,992.50397	-1,450.000	386.248	194.274	194.274	15-15-44.3	
PI-34	1.266,461.05961	517,643.53657	1,640.000	205.289	102.779	102.779	7-10-19.4	
PI-35	1.266,216.11093	518,097.02303	-5,000.000	150.009	75.010	75.010	1-43-08.3	
PI-36	1.266,148.80016	518,231.08999	5,000.000	150.034	75.022	75.022	1-43-09.3	
PI-37	1.266,094.02722	518,332.42759	—	—	79.960	79.960	0-02-31.2	
PI-38	1.266,039.41579	518,433.43850	5,000.000	150.034	150.046	150.046	1-43-09.4	
PI-39	1.265,964.09213	518,563.18521	-5,000.000	149.996	75.004	75.004	1-43-07.8	
PI-40	1.265,559.98348	519,310.00662	1,170.000	429.254	217.067	217.067	21-01-15.1	
PI-41	1.264,577.29355	520,151.0517	-5,000.000	150.006	75.008	75.008	1-43-08.2	
PI-42	1.264,466.30883	520,252.02941	5,000.000	150.005	75.005	75.005	1-43-08.2	
PI-43	1.264,378.92719	520,326.81430	—	—	160.019	160.019	0-17-59.4	
PI-44	1.264,124.38028	520,542.35850	-2,500.000	426.059	213.547	213.547	9-45-52.4	
PI-45	1.263,433.54997	521,366.43639	-5,000.000	200.000	190.320	95.435	12-38-30.2	
PI-46	1.263,318.01368	521,569.97129	500.000	200.000	244.035	122.841	18-47-49.3	
PI-47	1.263,137.42453	521,763.57602	-5,000.000	200.000	214.312	107.626	15-23-27.5	
PI-48	1.262,368.07358	523,057.31900	-1,290.000	257.665	129.262	129.262	11-26-39.3	
PI-49	1.262,056.69699	523,946.47426	980.000	399.998	202.510	202.510	23-21-03.0	
PI-50	1.260,751.41752	525,363.97906	1,420.000	349.606	175.691	175.691	14-06-22.7	

NOTE: Negative Radius Indicates Anticlockwise Curve

DETAILS OF POINTS OF INTERSECTIONS

POINT OF INTERSECTION	PI NO.	COORDINATE		RADIUS	CLOTHOID PARAMETER	CURVE LENGTH	TANGENT LENGTH	INTERSECTION ANGLE
		N(m)	E(m)					
PI-51	1.259,700.12925	526,053.19259	-5,000.000	—	194.475	97.230	2-13-42.7	
PI-52	1.259,435.08510	526,242.08590	949.990	—	447.944	228.216	27-00-59.0	
PI-53	1.257,437.89823	526,539.16797	—	—	2544.702	2544.702	0-10-19.9	
PI-54	1.256,524.33683	526,677.85946	1,370.000	—	338.808	170.273	14-10-10.4	
PI-55	1.252,954.83702	526,331.84210	-5,000.000	—	149.316	74.663	1-42-39.7	
PI-56	1.252,804.49893	526,321.78875	5,000.000	—	152.002	76.011	1-44-30.8	
PI-57	1.252,690.46928	526,310.67302	—	—	77.825	77.825	0-08-03.4	
PI-58	1.252,575.99951	526,299.79515	5,000.000	—	152.632	76.322	1-44-56.5	
PI-59	1.251,955.88850	526,221.64030	-990.000	—	827.388	439.383	47-53-05.0	
PI-60	1.249,911.75955	527,980.51326	980.000	—	506.904	259.259	29-38-10.3	
PI-61	1.247,632.94544	528,436.08425	2,360.000	—	152.927	76.490	3-42-45.8	
PI-62	1.246,784.00664	528,535.63943	-1,680.000	—	236.423	118.407	8-03-47.2	
PI-63	1.246,050.17044	528,737.99845	—	—	1083.702	1083.702	0-34-14.6	
PI-64	1.245,356.90241	528,936.62192	-490.000	—	525.193	280.277	52-47-46.4	
PI-65	1.245,086.89195	529,632.15216	-490.000	—	190.000	122.266	19-45-46.9	

LIST OF DETAILS OF BENCH MARK

BENCH MARK NO.	STATION	COORDINATE		ELEVATION (m)	REMARKS
		N(m)	E(m)		
G1	0+009.20	1274777.534	492820.830	13.775	Re-bar
G1-1	0+178.60	1274760.874	492977.107	11.121	Bolt
G2	4+881.00	1275132.323	497320.065	10.180	Concrete with steel bar
G2-1	4+977.50	1275093.232	497408.925	9.857	Concrete with steel bar
G3	N/A	1273944.134	502610.594	9.345	Bolt
G3-1	10+284.00	1273668.817	502457.568	10.201	Concrete with steel bar
G4	15+284.30	1271756.489	506848.683	9.888	Concrete with steel bar
G4-1	N/A	1271825.023	506950.244	9.861	Concrete with steel bar
G5	20+513.00	1270321.985	511753.076	9.894	Concrete with steel bar
G5-1	20+785.00	1270231.404	512009.000	9.453	Bolt
G6	25+512.70	1267559.944	515793.141	7.122	Concrete with steel bar
G6-1	25+492.00	1267560.441	515854.916	8.149	Concrete with steel bar
G7	28+456.20	1266085.513	518333.681	9.623	Bolt
G8	31+121.50	1264375.211	520319.527	9.025	Bolt
G8-1	N/A	1264302.784	520260.723	7.997	Bolt
G9	35+152.50	1262112.456	523615.818	6.347	Concrete with steel bar
G9-1	35+313.30	1262105.913	523786.447	8.634	Concrete with steel bar
G10	38+923.00	1259478.052	526184.310	8.399	Bolt
G10-1	N/A	1259404.758	526093.403	7.472	Bolt
G11	45+776.60	1252868.147	526303.361	8.701	Bolt
G11-1	N/A	1252725.516	526052.738	6.556	Bolt
G12	52+350.50	1246751.462	528442.128	6.598	Concrete with steel bar
G12-1	52+203.40	1246909.915	528529.603	7.828	Concrete with steel bar
G13	55+228.00	1244855.600	530031.546	8.240	Concrete with steel bar
G13-1	55+133.00	1244753.211	530000.080	7.855	Concrete with steel bar
G14	N/A	1244567.028	530127.725	8.079	Bolt

MINISTRY OF PUBLIC WORKS AND TRANSPORT (MPWT)

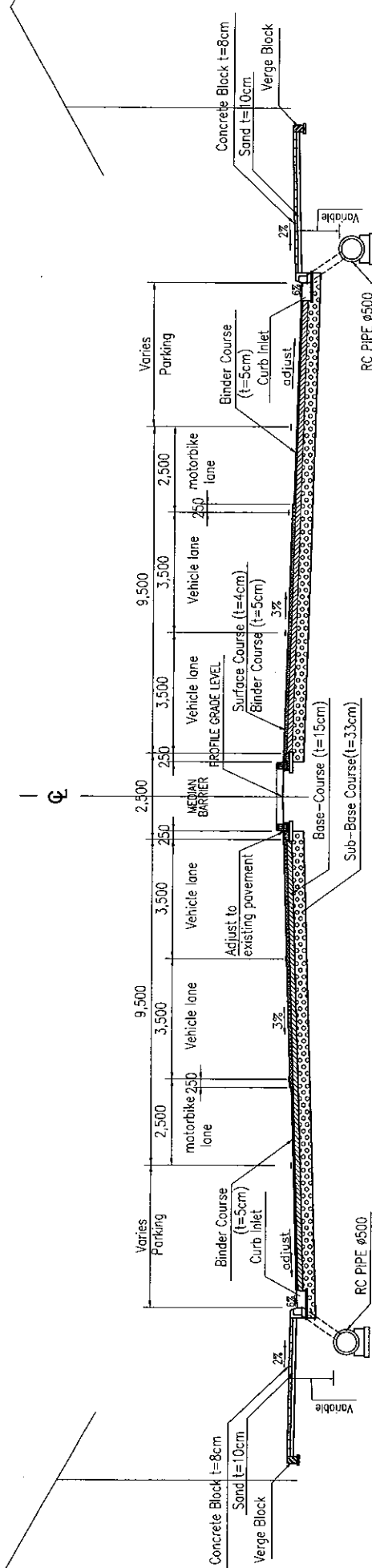
THE PROJECT FOR THE IMPROVEMENT OF NATIONAL ROAD NO.1 (PHNOM PENH-NEAK LOUENG SECTION) IN THE KINGDOM OF CAMBODIA

JAPAN INTERNATIONAL COOPERATION AGENCY KATAHIRA & ENGINEERS INTERNATIONAL CITI ENGINEERING INTERNATIONAL CO., LTD.

TITLE: ELEMENTS OF ALIGNMENT & LIST OF BENCH MARK

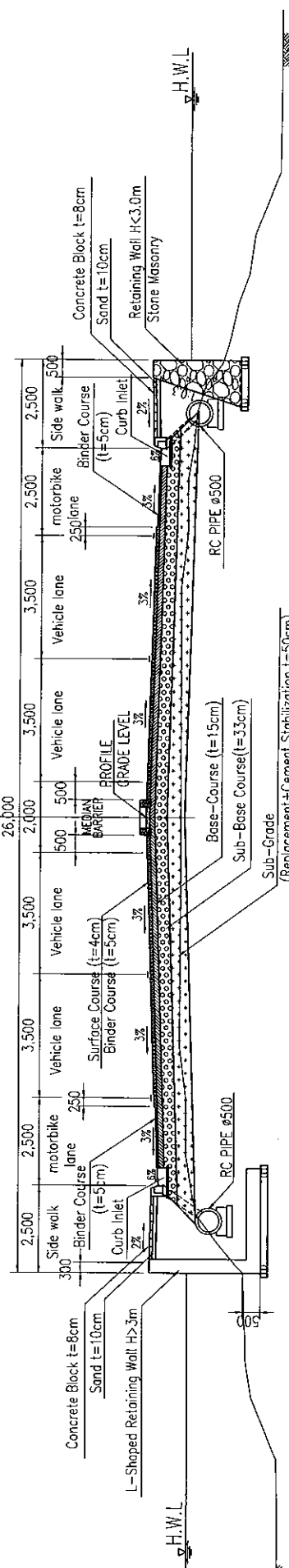
SCALE: None

Drawing No. Sheet No. G-6



**Type 1 CHBAR AMPOV MARKET SECTION
(STA. 0+000 ~ 0+300)**

MEKONG RIVER SIDE

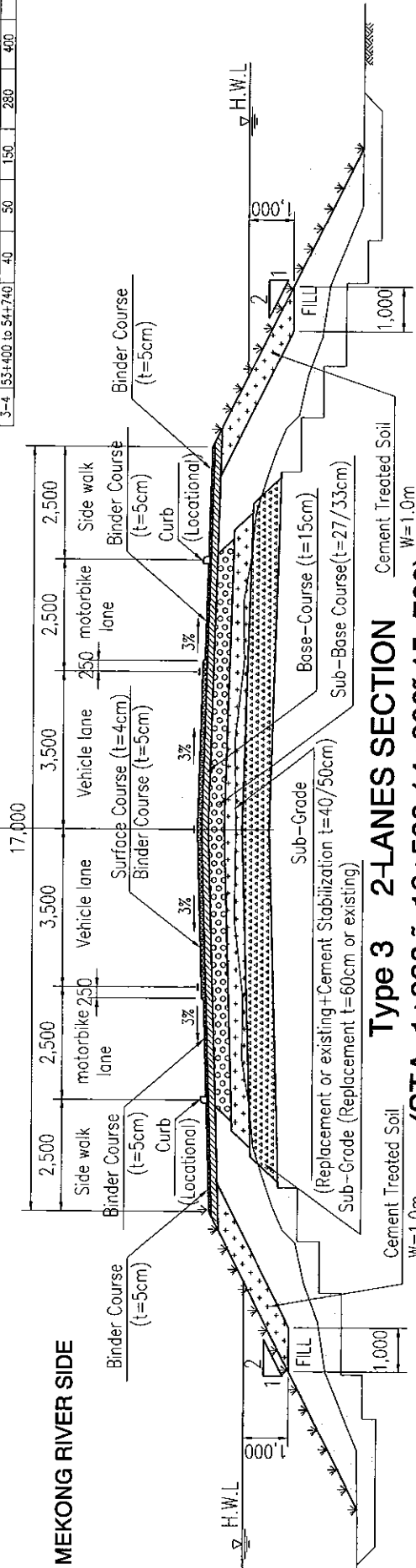


**Type 2 4-LANES SECTION
(STA. 0+300 ~ 1+800)**

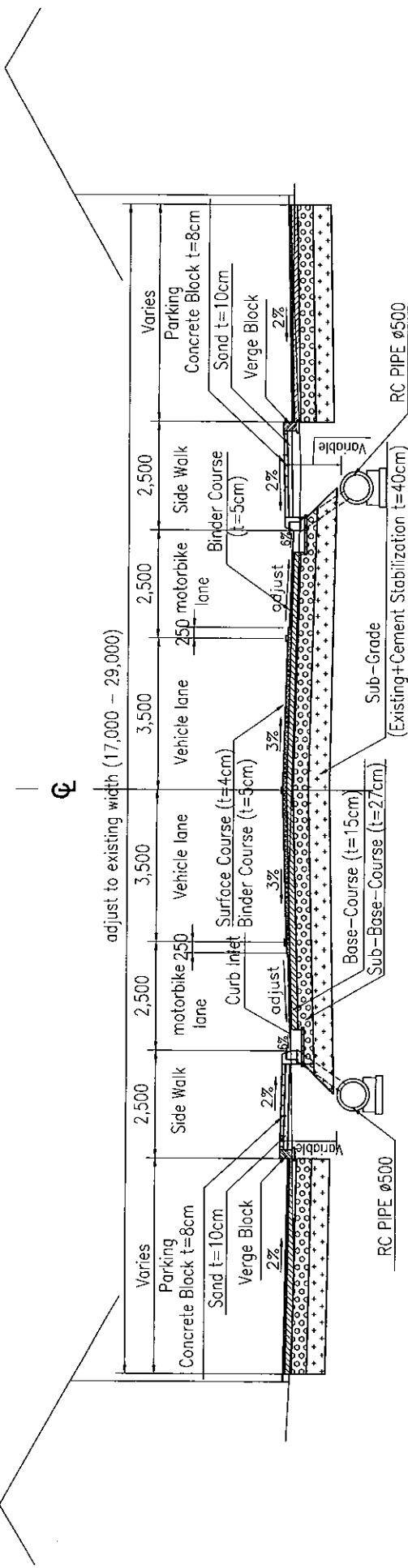
MINISTRY OF PUBLIC WORKS AND TRANSPORT (MPWT)	THE PROJECT FOR THE IMPROVEMENT OF NATIONAL ROAD NO.1 (PHNOM PENH-NEAK LOUENG SECTION) IN THE KINGDOM OF CAMBODIA	JAPAN INTERNATIONAL COOPERATION AGENCY KATAHIRA & ENGINEERS INTERNATIONAL CTI ENGINEERING INTERNATIONAL CO., LTD.	TITLE:	TYPICAL CROSS SECTION 1/4	SCALE	1:125	Drawing No.	
							Sheet No.	G-7

PAVEMENT STRUCTURE COMPOSITION

TYPE	STATION	SURFACE COURSE	BINDER COURSE	BASE COURSE	SUB-BASE COURSE	CEMENT REPLACEMENT	SUR GRADE
3-1	1+800 to 3+000	40	50	150	330	500	600
3-2	3+000 to 4+000	40	50	150	330	400	600
3-1	4+000 to 5+000	40	50	150	330	500	600
3-3	5+000 to 13+500	40	50	150	270	400	600
3-3	14+000 to 15+700	40	50	150	270	400	600
3-4	16+640 to 23+900	40	50	150	280	400	600
3-4	53+400 to 54+740	40	50	150	280	400	600



Type 3 2-LANES SECTION
 (STA. 1+800 ~ 13+500, 14+000 ~ 15+700)
 (STA. 16+640 ~ 23+900, 53+400 ~ 54+740)



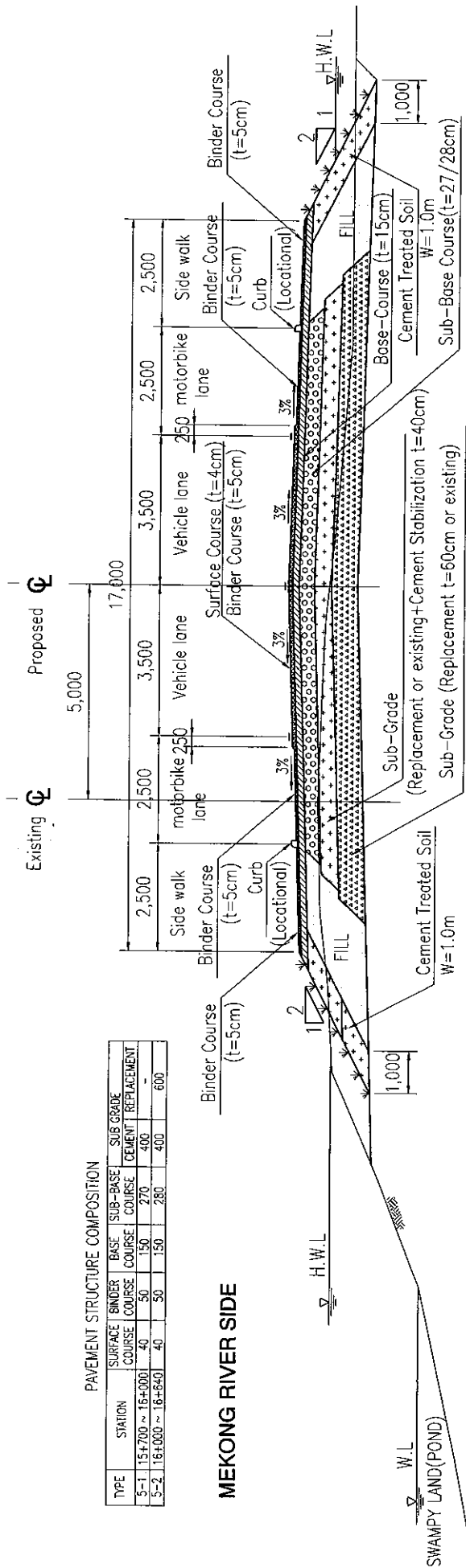
Type 4 KOKIR MARKET SECTION
 (STA. 13+500 ~ 14+000)

MINISTRY OF PUBLIC WORKS AND TRANSPORT (MPWT)	THE PROJECT FOR THE IMPROVEMENT OF NATIONAL ROAD NO.1 (PHNOM PENH-NEAK LOUENG SECTION) IN THE KINGDOM OF CAMBODIA	JAPAN INTERNATIONAL COOPERATION AGENCY KATAHIRA & ENGINEERS INTERNATIONAL CTI ENGINEERING INTERNATIONAL CO., LTD.	TITLE:	TYPICAL CROSS SECTION 2/4	SCALE	1:100	Drawing No.	
							Sheet No.	G-8

PAVEMENT STRUCTURE COMPOSITION

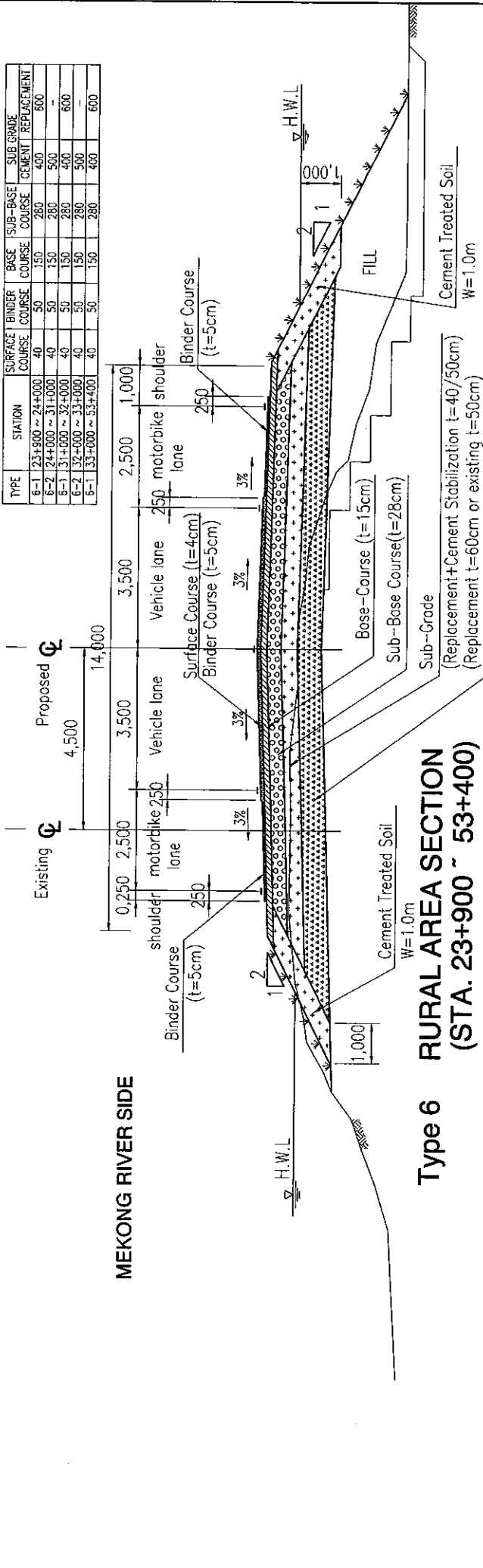
TYPE	STATION	SURFACE COURSE	BINDER COURSE	BASE COURSE	SUB-BASE COURSE	SUB GRADE	CEMENT REPLACEMENT
5-1	15+700 ~ 16+000	40	50	150	270	400	600
5-2	16+000 ~ 16+640	40	50	150	280	400	600

MEKONG RIVER SIDE



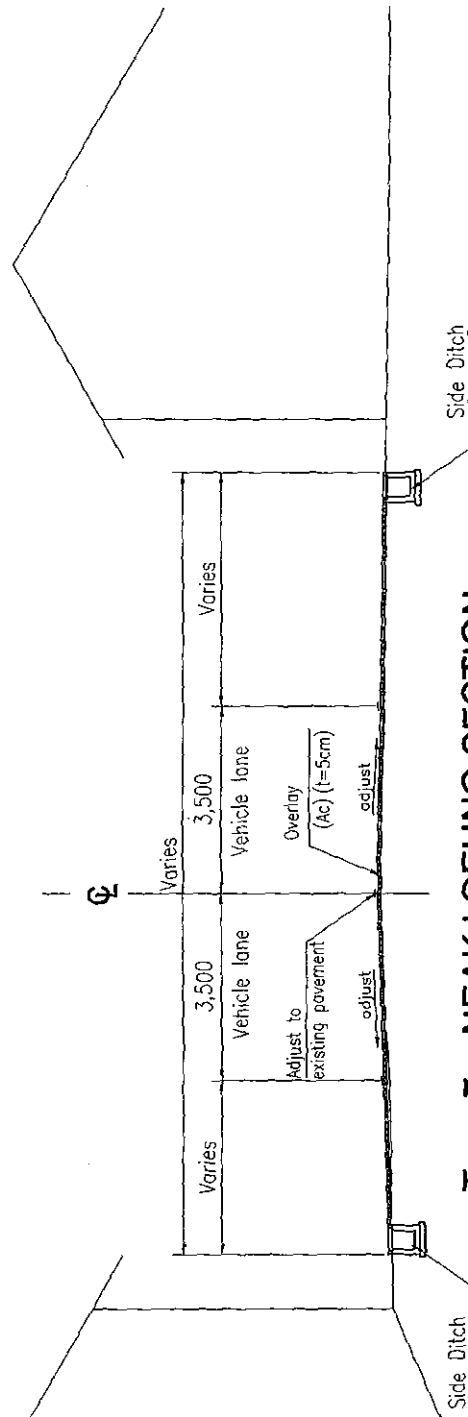
**Type 5 POND SECTION
(STA. 15+700 ~ 16+640)**

MEKONG RIVER SIDE

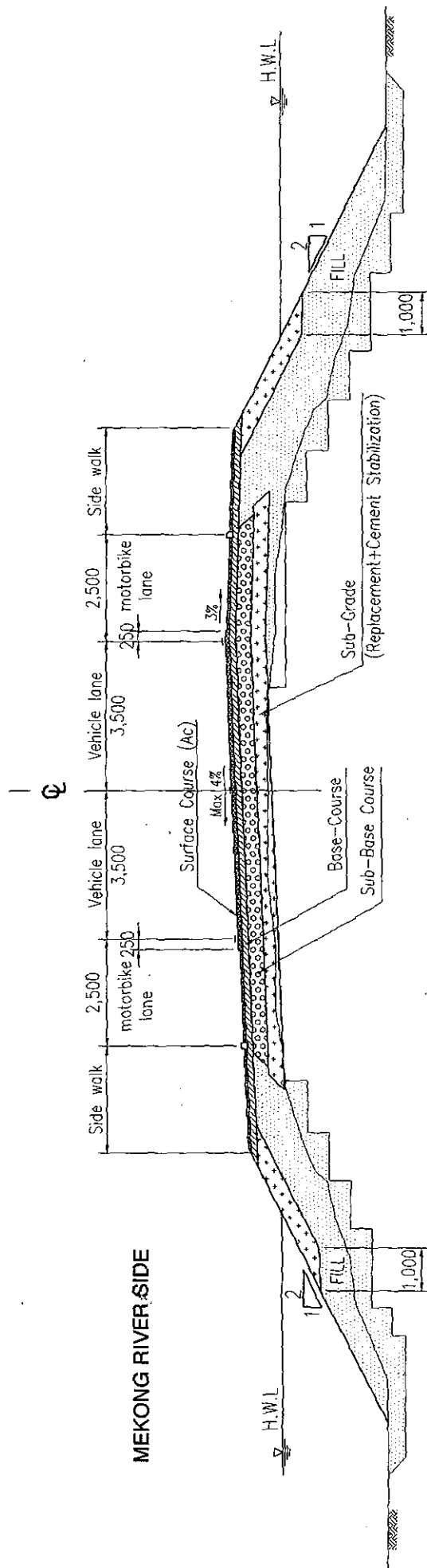


**Type 6 RURAL AREA SECTION
(STA. 23+900 ~ 53+400)**

MINISTRY OF PUBLIC WORKS AND TRANSPORT (MPWT)	THE PROJECT FOR THE IMPROVEMENT OF NATIONAL ROAD NO.1 (PHNOM PENH-NEAK LOUENG SECTION) IN THE KINGDOM OF CAMBODIA	JAPAN INTERNATIONAL COOPERATION AGENCY KATAHIRA & ENGINEERS INTERNATIONAL CTI ENGINEERING INTERNATIONAL CO., LTD.	TITLE:	SCALE	Drawing No.
			TYPICAL CROSS SECTION 3/4	1:100	Sheet No. G-9



**Type 7 NEAK LOENG SECTION
(STA. 54+740 ~ 55+980)**



SUPERELEVATION ON CURVED SECTION

MINISTRY OF PUBLIC WORKS AND TRANSPORT (MPWT)	THE PROJECT FOR THE IMPROVEMENT OF NATIONAL ROAD NO.1 (PHNOM PENH-NEAK LOENG SECTION) IN THE KINGDOM OF CAMBODIA	JAPAN INTERNATIONAL COOPERATION AGENCY KATAHIRA & ENGINEERS INTERNATIONAL CTI ENGINEERING INTERNATIONAL CO., LTD.	TITLE: TYPICAL CROSS SECTION 4/4	SCALE	Drawing No.
				1:100	Sheet No. G-10