

**Income Plan of Japanese Language Courses (Plan)**

JFY	Course Contents	Fee (US\$/person)	Frequency (time/year)	Period (month)	No. of Students	INCOME (US\$)	I				II				III				IV											
							4	5	6	7	8	9	10	11	12	1	2	3												
2005	1 Teachers Training Course	70.00	1	6/12	15	1,050.00										◆	◆	◆	◆	◆	◆	◆								
	2 Beginner Level Course	60.00	1	3/6	25	1,500.00																	◆	◆						
2006	<b><u>2,550.00</u></b>																													
	1 Teachers Training Course	70.00	1	12/12	15	1,050.00	◆	◆	◆	◆	◆																			
	2 Beginner Level Course	-	-	6/6	-	-	◆	◆	◆	◆	◆																			
	3 Teachers Training Course	70.00	1	6/12	15	1,050.00										◆	◆	◆	◆	◆	◆	◆	◆	◆	◆	◆	◆	◆	◆	
	4 Beginner Level Course	60.00	1	6/6	25	1,500.00										◆	◆	◆	◆	◆	◆	◆	◆	◆	◆	◆	◆	◆	◆	
5 Intermediate Level I Course	70.00	2	12/12	20	2,800.00	◆	◆	◆	◆	◆	◆	◆	◆	◆	◆	◆	◆	◆	◆	◆	◆	◆	◆	◆	◆	◆	◆	◆	◆	
<b><u>6,400.00</u></b>																														
2007	1 Teachers Training Course	70.00	1	12/12	15	1,050.00	◆	◆	◆	◆	◆																			
	2 Teachers Training Course	70.00	2	12/12	15	2,100.00	◆	◆	◆	◆	◆	◆	◆	◆	◆	◆	◆	◆	◆	◆	◆	◆	◆	◆	◆	◆	◆	◆	◆	
	3 Beginner Level Course	60.00	1	6/6	25	1,500.00	◆	◆	◆	◆	◆	◆	◆	◆	◆	◆	◆	◆	◆	◆	◆	◆	◆	◆	◆	◆	◆	◆	◆	
	4 Beginner Level Course	60.00	1	6/6	25	1,500.00	◆	◆	◆	◆	◆	◆	◆	◆	◆	◆	◆	◆	◆	◆	◆	◆	◆	◆	◆	◆	◆	◆	◆	◆
	5 Intermediate Level I Course	70.00	1	6/12	20	1,400.00										◆	◆	◆	◆	◆	◆	◆	◆	◆	◆	◆	◆	◆	◆	
	6 Intermediate Level I Course	70.00	1	6/12	20	1,400.00										◆	◆	◆	◆	◆	◆	◆	◆	◆	◆	◆	◆	◆	◆	
	7 Intermediate Level II Course	70.00	2	12/12	20	2,800.00	◆	◆	◆	◆	◆	◆	◆	◆	◆	◆	◆	◆	◆	◆	◆	◆	◆	◆	◆	◆	◆	◆	◆	
<b><u>11,750.00</u></b>																														
2008	1 Intermediate Level I Course	70.00	1	12/12	20	1,400.00	◆	◆	◆	◆	◆																			
	2 Intermediate Level I Course	70.00	1	12/12	20	1,400.00	◆	◆	◆	◆	◆																			
	3 Teachers Training Course	70.00	2	12/12	15	2,100.00	◆	◆	◆	◆	◆	◆	◆	◆	◆	◆	◆	◆	◆	◆	◆	◆	◆	◆	◆	◆	◆	◆	◆	
	4 Teachers Training Course	70.00	2	12/12	15	2,100.00	◆	◆	◆	◆	◆	◆	◆	◆	◆	◆	◆	◆	◆	◆	◆	◆	◆	◆	◆	◆	◆	◆	◆	◆
	5 Beginner Level Course	60.00	2	6/6	25	3,000.00	◆	◆	◆	◆	◆	◆	◆	◆	◆	◆	◆	◆	◆	◆	◆	◆	◆	◆	◆	◆	◆	◆	◆	
	6 Intermediate Level I Course	70.00	2	12/12	20	2,800.00	◆	◆	◆	◆	◆	◆	◆	◆	◆	◆	◆	◆	◆	◆	◆	◆	◆	◆	◆	◆	◆	◆	◆	
	7 Intermediate Level I Course	70.00	2	12/12	20	2,800.00	◆	◆	◆	◆	◆	◆	◆	◆	◆	◆	◆	◆	◆	◆	◆	◆	◆	◆	◆	◆	◆	◆	◆	
	8 Intermediate Level II Course	70.00	2	12/12	20	2,800.00	◆	◆	◆	◆	◆	◆	◆	◆	◆	◆	◆	◆	◆	◆	◆	◆	◆	◆	◆	◆	◆	◆	◆	
<b><u>18,400.00</u></b>																														

## Income Plan of Human Resources Development Courses (Plan)

JFY	Course Contents	Fee (US\$/person)	Frequency (time/year)	Period (month)	No. of Students	INCOME (US\$)	I			II			III			IV		
							4	5	6	7	8	9	10	11	12	1	2	3
2005	1 Mini Business & Management Course I	75.00	1	3	25	1,875.00												◆
	2 Mini Business & Management Course II	90.00	1	3	20	1,800.00												◆
	3 Seminar Type or Incentive Short-term Course	50.00	2	2-3days	300	30,000.00				◆				◆				
	@ Payment to Lecturers from Outside	1,800.00				33,675.00												
						<u>31,875.00</u>												
2006	1 Mini Business & Management Course I	75.00	2	3	25	3,750.00	◆	◆	◆				◆	◆				
	2 Mini Business & Management Course II	90.00	2	3	20	3,600.00	◆	◆	◆				◆	◆				
	3 Entrepreneur Incubating Course I	50.00	1	6	20	1,000.00	◆	◆	◆	◆								
	4 Entrepreneur Incubating Course II	75.00	1	6	20	1,500.00							◆	◆	◆		◆	◆
	5 Seminar Type or Incentive Short-term Course	75.00	2	2-3days	300	45,000.00					◆							
@ Payment to Lecturers from Outside	5,600.00				54,850.00													
					<u>49,250.00</u>													
2007	1 Mini Business & Management Course I	75.00	3	3	25	5,625.00	◆	◆	◆				◆	◆				◆
	2 Mini Business & Management Course II	90.00	3	3	20	5,400.00	◆	◆	◆				◆	◆				◆
	3 Entrepreneur Incubating Course I	50.00	2	6	20	2,000.00	◆	◆	◆	◆				◆	◆	◆	◆	◆
	4 Entrepreneur Incubating Course II	75.00	2	6	20	3,000.00	◆	◆	◆	◆				◆	◆	◆	◆	◆
	5 Seminar Type or Incentive Short-term Course	75.00	3	2-3days	300	67,500.00	◆				◆							
@ Payment to Lecturers from Outside	5,600.00				83,525.00													
					<u>77,925.00</u>													
2008	1 Mini Business & Management Course I	75.00	4	3	25	7,500.00	◆	◆	◆				◆	◆				◆
	2 Mini Business & Management Course II	90.00	4	3	20	7,200.00	◆	◆	◆				◆	◆				◆
	3 Entrepreneur Incubating Course I	70.00	2	6	20	2,800.00	◆	◆	◆	◆				◆	◆	◆	◆	◆
	4 Entrepreneur Incubating Course II	75.00	2	6	20	3,000.00	◆	◆	◆	◆				◆	◆	◆	◆	◆
	5 Seminar Type or Incentive Short-term Course	75.00	4	2-3days	300	90,000.00	◆			◆								
@ Payment to Lecturers from Outside	11,200.00				110,500.00													
					<u>99,300.00</u>													



		Schedule (Plan)																																				Income (US\$/year)	Rental/ Fee (US\$)	No. of Person	Occupancy Time (hour)	Occupancy Day (day/year)	Frequency (day/time)	Period (time/year)	User	Sponsor	Activities/ Contents												
		2005												2006												2007																						2008											
		2005												2006												2007																						2008											
		10	11	12	1	2	3	4	5	6	7	8	9	10	11	12	1	2	3	4	5	6	7	8	9	10	11	12	1	2	3	4	5	6	7	8	9											10	11	12	1	2	3	4	5	6	7	8	9
13	○												○												○												○												1,440.00	180.00	200	4	4	1-2	2	Persons Concerned	JICA	Seminar by Ex-Participants of Training in Japan	
14	○												○												○												○												1,440.00	180.00	150	4	4	1	2	Persons Concerned	JICA	Orientation for Youth Invitation Program	
15	○												○												○												○												2,880.00	180.00	300	8	4	1	2	Persons Concerned	JICA	Alumni Association of Ex-participants of Training in Japan	
16	○												○												○												○												1,440.00	180.00	300	4	4	1	2	General	JICA	Japan Grant-aid for Human Resources Development Scholarship/ Explanatory Sessions	
17	○												○												○												○												1,440.00	180.00	200	4	4	1	2	General	JICA	Japan Grant-aid for Human Resources Development Scholarship/ Examination	
18	○												○												○												○												1,440.00	180.00	300	8	2	1	1	JLL	EOJ	Japanese Language Speech Contest	
19	○												○												○												○												2,880.00	180.00	150	4	9	2	2	General	EOJ	Japanese Traditional Culture Performance (KABUKI, NOU etc.)	
20	○												○												○												○												2,880.00	180.00	200	4	9	2	2	General	EOJ	Music Contest (Traditional Music, Modern Music etc.)	
21	○												○												○												○												720.00	180.00	120	4	2	1	1	General	EOJ	Examination for National Expenditure Scholarship of MoES	
22	○												○												○												○												2,880.00	180.00	100	4	8	1	4	General	EOJ	Intellectual Seminar	

	Schedule (Plan)														Income (US\$/year)	Rental/ Fee (US\$)	No. of Person	Occupancy Time (hour)	Occupancy Day (day/year)	Frequency (day/time)	Period (time/year)	User	Sponsor	Activities/ Contents																																
	2005				2006				2007				2008																																											
	2005		2006		2006		2007		2007		2008		2008																																											
	10	11	12	1	2	3	4	5	6	7	8	9	10	11											12	1	2	3	4	5	6	7	8	9	10	11	12																			
23																																								720.00	180.00	200	4	2	1	1	1	General	EOJ	Scholarship Program for High School Students/ Explanatory Session						
24																																														720.00	180.00	100	4	2	1	1	1	General	EOJ	Scholarship Program for High School Students/ Examination
25																																														1,440.00	180.00	50	4	3	2	1	1	General	EOJ	Japanese Abilities License Examination for Scholarship Students
26																																														720.00	180.00	4	4	2	1	1	1	General	EOJ	Security Information Meeting
27																																														720.00	180.00	400	4	2	1	1	1	Persons Concerned	RUPP	Entrance Ceremony
28																																														720.00	180.00	400	4	2	1	1	1	Persons Concerned	RUPP	Graduation Ceremony
29																																														7,200.00	180.00	250	8	7	5	1	1	Persons Concerned	RUPP	International Conference
30																																														17,280.00	180.00	100	8	16	3	4	1	Persons Concerned	RUPP	Workshop/ Seminars
31																																														1,440.00	180.00	100	4	3	2	1	1	Persons Concerned	RUPP	Conference with universities in Cambodia
32																																														2,880.00	180.00	50	8	3	2	1	1	Persons Concerned	MoEYS	Annual Meeting of MoEYS
33																																														720.00	180.00	150	4	2	1	1	1	Japanese Association	Others	General Assembly
34																																														1,440.00	180.00	150	4	4	1	2	1	Japanese Association	Others	Year End/ New Year Party for Japanese



\* Reference

1. Coefficient of Utilization (Annual)

Organization	Actual Period for the Activities (days)	Occupancy Period for the Activities (days)	Coefficient of Utilization (%)	
			Actual Period for the Activities	Occupancy Period for the Activities
1 Cambodia-Japan Cooperation Center (CJCC)	133	168	36.4	46.0
2 JICA Cambodia Office (JICA)	25	34	6.9	9.3
3 Embassy of Japan in Cambodia (EOJ)	19	39	5.2	10.7
4 Royal University of Phnom Penh (RUUPP)	23	33	6.3	9.1
5 Others	6	12	1.7	3.3
<b>Total</b>	<b>206</b>	<b>286</b>	<b>56.5</b>	<b>78.4</b>
In Consideration of Holidays of Cambodia (25 days)	<b>206</b>	<b>286</b>	<b>60.6</b>	<b>84.2</b>

2. Occupancy Rate, Others

1 Basic Rate (up to 8 hours/day)	per hour	US\$ 180.00
2 Overpayment (after 8hours/day)	every one (1) hour	US\$ 90.00
3 rental Equipment	1) TV	US\$ 20.00
	2) OHP, DVD	US\$ 30.00
	3) Audio System	US\$ 50.00
	4) Printer for Computer	US\$ 60.00
	5) LCD Projector	US\$ 80.00
	6) Computer	US\$ 100.00
4 Other Services	1) Copy	US\$ 0.1/page (A4)
	2) Fax	US\$ 0.2/page (A4)
	3) Internet Charge	US\$ 2.0/hour

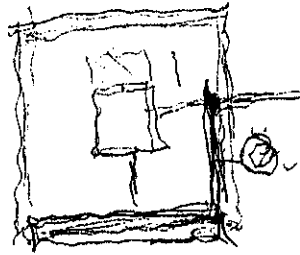
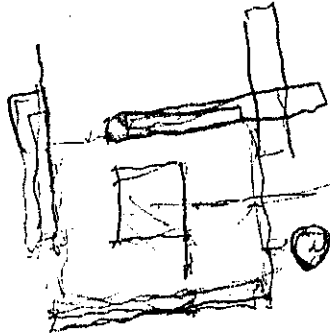
3 Discount System

1	Membership	1)	Individual	20% discount
		2)	Cooperation	30% discount
2	Cambodia Government	1)	Ministry of Education, Youth and Sports (MoEYS)	80% discount
		2)	Cooperation Ministry with CJCC	30% discount
		3)	Others	10% discount
3	Embassy	1)	Japan	50% discount
		2)	Others	10% discount
4	International Organizations	1)	Japan Cooperation Agency (JICA)	50% discount
		2)	Cooperation Organizations with CJCC	25% discount
		3)	Others	10% discount
5	Universities	1)	Royal University of Phnom Penh (RUPP)	90% discount
		2)	Cooperation Universities with CJCC	25% discount
		3)	Others	10% discount





12. The Campus Plan around IFL  
(sketched by Mr. Vann Molyvann)

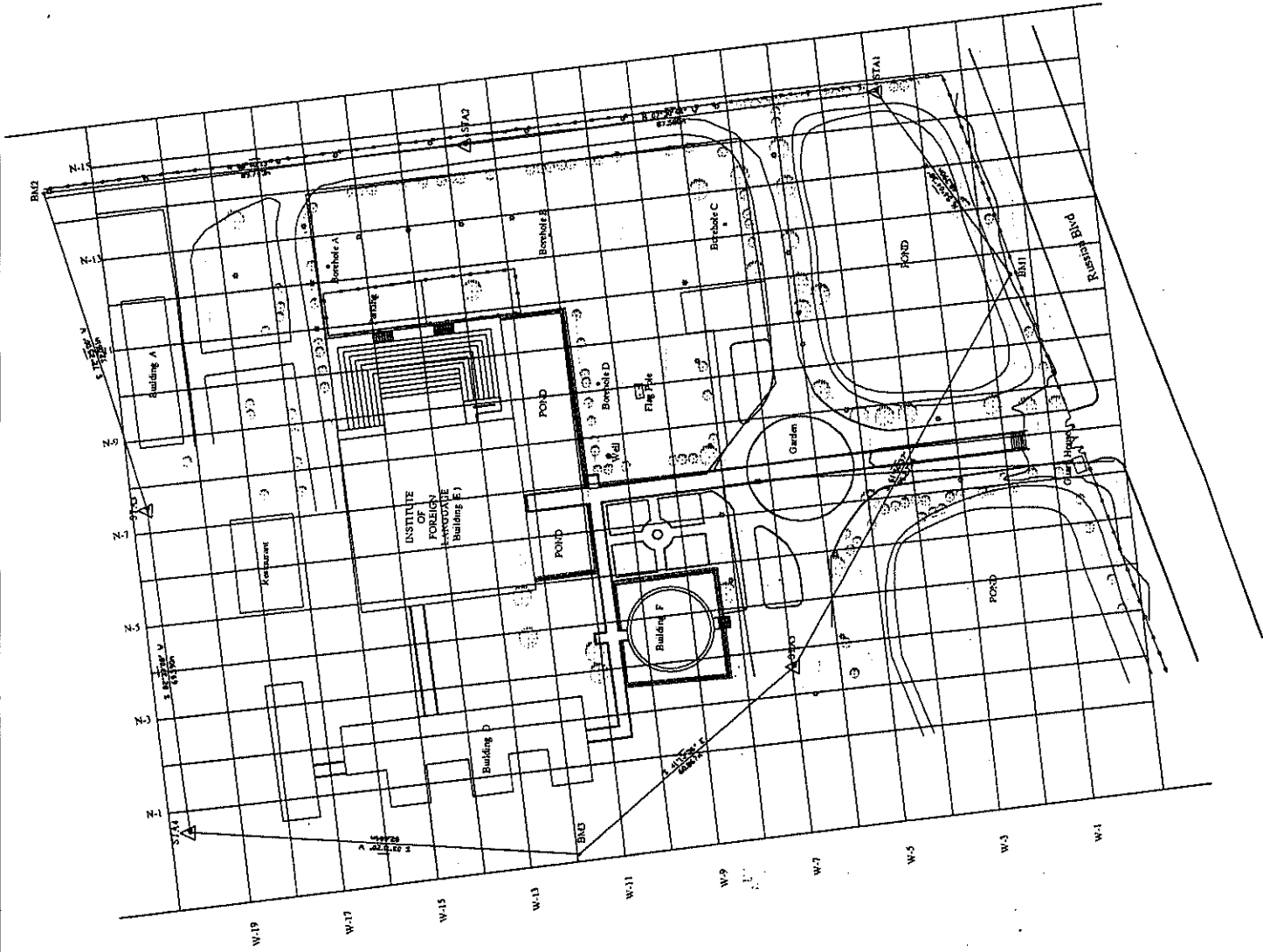


Vann Molyvann

PHASE 1



PROJECT TITLE: <b>NEW BUILDING</b>		LOCATION: <b>UNIVERSITY OF FOREIGN LANGUAGE Russian Blvd Toul Kork, Phnom Penh Cambodia</b>		OWNER:	
DATE	REVISION				
APPROVED BY:					
DRAWING TITLE:					
TOPOSURVEY PLAN					
SCALE: AS 1:1000	DATE:	DRAWN BY:	CHECKED:	JOB NO.:	TOT.:
		APPROVED BY:			DRAWING No



SOIL TESTING LABORATORY										SHEET	
BOREHOLE No SPT- A										4	
										DATE	
WATER CONTENT, N-VALUE, ATTEBERGE LIMIT, SAND & GRAVEL and SILT & CLAY											
Project Royal University of P.P Institute of Foreign Language.			E : 488409.262		○ Natural water Content %		● N-Value				
location:			N : 1278955.29		△ LIQUID LIMIT %		+ SAND & GRAVEL %				
Elevation: 8.643			× PLASTIC LIMIT %		□ SILT & CLAY %						
Russian Federation Blvd., Sangkat Boeng kok 2, Phnom Penh Cambodia										W %, LL %, PL %, Sand & Gravel %	
DEPTH AND THICK.	LEGEND OF SOIL	DEPTH OF SAMPLE	N-VALUE 300mm N-	WATER CONTENT %	ATTEBERGE LIMIT			PARTICLE SIZE		Silt & Clay % and N-Value	
					LIQUID LIMIT %	PLASTIC LIMIT %	PLASTIC INDEX	SAND & GRAVEL %	SILT & CLAY %		
1.50		1.00 - 1.45	21	6.63	20.65	12.57	8.08	57.99	42.01		
[ 2.50 ]		2.00 - 2.45	11	20.74	62.66	24.52	38.14	4.62	95.38		
4.00		3.00 - 3.45	12	18.85	51.23	24.98	26.25	21.51	78.49		
[ 1.50 ]		4.00 - 4.45	20	17.53	54.12	26.56	27.56	2.84	97.16		
5.50		5.00 - 5.45	25	7.69	50.12	24.51	25.61	45.21	54.79		
[ 2.00 ]		6.00 - 6.45	15	10.38	24.10	13.85	10.25	53.37	46.63		
7.50		7.00 - 7.45	18	9.91	25.00	13.92	11.08	61.39	38.61		
9.00		8.00 - 8.45	34	8.95	44.87	23.17	21.70	63.78	36.22		
10.00		9.00 - 9.45	23	12.27	33.84	18.26	15.58	15.01	84.99		
[ 3.00 ]		10.00 - 10.45	18	12.46	29.81	16.11	13.70	58.42	41.58		
13.00		11.00 - 11.45	24	11.55	20.71	13.69	7.02	59.02	40.98		
		12.00 - 12.45	20	9.01	22.32	13.78	8.54	62.57	37.43		
[ 3.00 ]		13.00 - 13.45	36	10.17	38.25	19.92	18.33	49.47	50.53		
16.00		14.00 - 14.45	43	8.34	37.54	21.79	15.75	54.60	45.40		
		15.00 - 15.45	49	8.39	41.97	21.43	20.54	59.04	40.96		
[ 1.00 ]		16.00 - 16.45	62	8.09	41.65	19.96	21.69	53.28	46.72		
17.50		17.00 - 17.45	57	10.65	43.46	20.57	22.89	56.18	43.82		
[ 2.00 ]		18.00 - 18.45	46	9.36	38.52	18.62	19.90	60.88	39.12		
19.50		19.00 - 19.45	47	10.91	38.87	19.40	19.47	63.02	36.98		
		20.00 - 20.45	62	10.64	42.02	19.70	22.32	60.96	39.04		
[ 4.50 ]		21.00 - 21.45	65	11.51	57.59	25.53	32.06	67.72	32.28		
24.00		22.00 - 22.45	68	11.87	47.78	21.47	26.31	64.67	35.33		
		23.00 - 23.45	67	11.97	28.86	14.98	13.88	63.16	36.84		
25.00		24.00 - 24.45	95	11.85	37.66	18.98	18.68	69.06	30.94		
		25.00 - 25.45	80	10.99	38.98	19.25	19.73	18.50	81.50		
[ 3.00 ]		26.00 - 26.45	91	12.34	49.32	25.14	24.18	25.70	74.30		
27.50		27.00 - 27.45	70	12.76	44.49	21.70	22.79	23.00	77.00		
28.50		28.00 - 28.45	74	11.31	43.32	20.89	22.43	19.45	80.55		

**SOIL TESTING LABORATORY**

SHEET 8  
DATE 30/11/2003

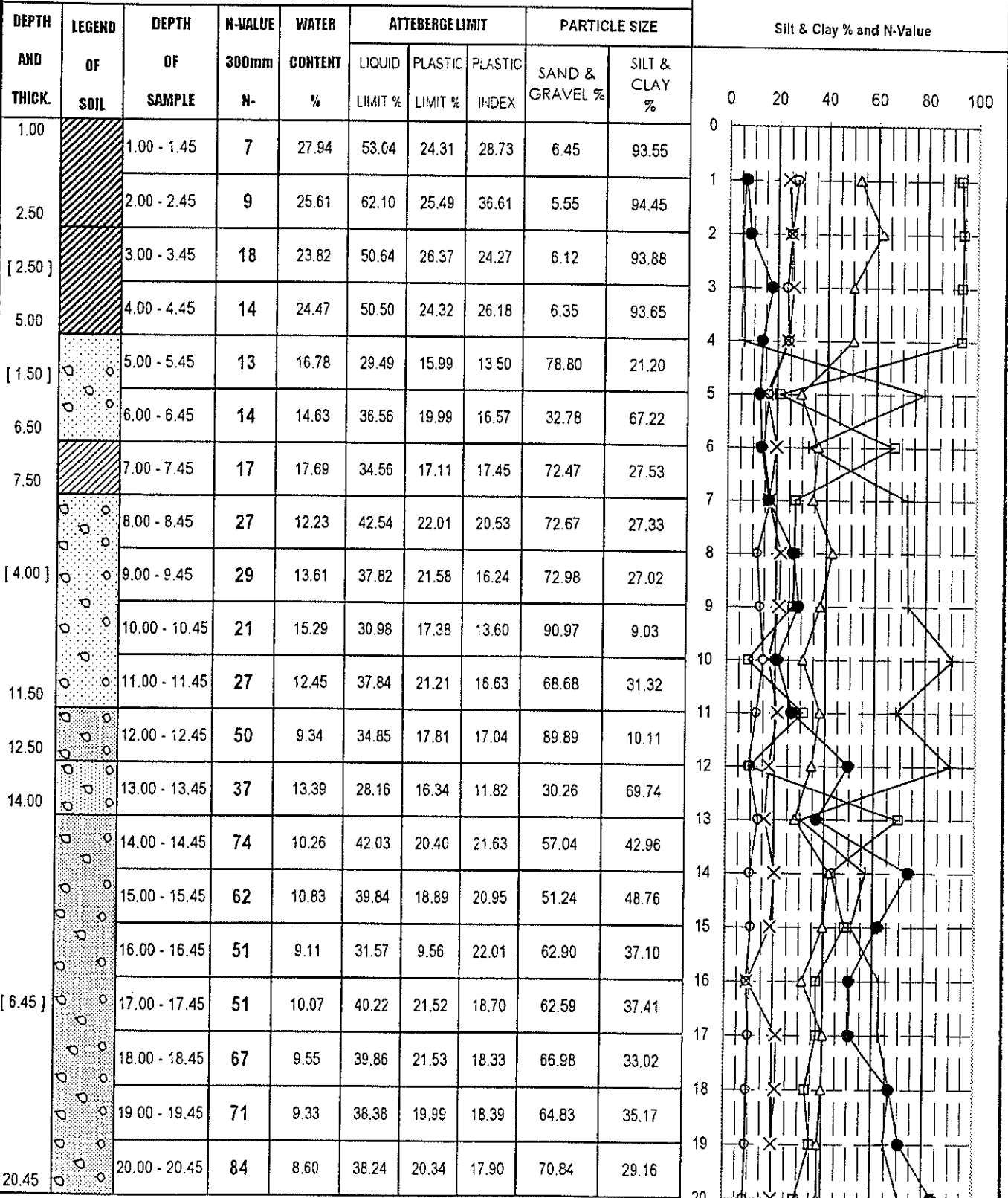
BOREHOLE No SPT- B

**WATER CONTENT, N-VALUE, ATTEBERGE LIMIT, SAND & GRAVEL and SILT & CLAY**

Project Royal University of P.P Institute of Foreign Language.	E :	488416.127	○	Natural water Content %	●	N-Value
	N :	1278908.209	△	LIQUID LIMIT %	+	SAND & GRAVEL %
Location:	Elevation:	8.476	×	PLASTIC LIMIT %	□	SILT & CLAY %

Russian Federation Blvd., Sangkat Boeng kok 2, Phnom Penh Cambodia

W %, LL %, PL %, Sand & Gravel %



**SOIL TESTING LABORATORY**

BOREHOLE No SPT- C

SHEET 13  
DATE 30/11/2003

**WATER CONTENT, N-VALUE, ATTEBERGE LIMIT, SAND & GRAVEL and SILT & CLAY**

Project Royal University of P.P Institute of Foreign Language.	<b>E</b> : 488418.388	○ Natural water Content %	● N-Value
<b>Location:</b>	<b>N</b> : 1278871.219	△ LIQUID LIMIT %	+ SAND & GRAVEL %
Elevation: 8.479		× PLASTIC LIMIT %	□ SILT & CLAY %

Russian Federation Blvd., Sangkat Boeng kok 2, Phnom Penh Cambodia

W %, LL %, PL %, Sand & Gravel %  
Silt & Clay % and N-Value

DEPTH AND THICK.	LEGEND OF SOIL	DEPTH OF SAMPLE	N-VALUE 300mm N-	WATER CONTENT %	ATTEBERGE LIMIT			PARTICLE SIZE	
					LIQUID LIMIT %	PLASTIC LIMIT %	PLASTIC INDEX	SAND & GRAVEL %	SILT & CLAY %
1.50	[Grid]	1.00 - 1.45	25	8.51	16.32	12.57	3.75	73.62	26.38
[3.50]	[Diagonal lines]	2.00 - 2.45	23	21.60	52.23	25.32	26.91	5.92	94.08
		3.00 - 3.45	24	15.34	51.23	24.98	26.25	6.14	93.86
5.00	[Diagonal lines]	4.00 - 4.45	28	17.58	54.12	24.32	29.80	5.50	94.50
[2.00]	[Diagonal lines]	5.00 - 5.45	25	15.58	36.07	15.87	20.20	66.56	33.44
		6.00 - 6.45	17	13.30	39.61	18.74	20.87	46.71	53.29
8.50	[Diagonal lines]	7.00 - 7.45	15	15.92	26.19	15.44	10.75	40.81	59.19
[2.50]	[Diagonal lines]	8.00 - 8.45	27	10.87	31.57	16.68	14.89	45.04	54.96
		9.00 - 9.45	24	12.10	44.49	22.33	22.16	63.95	36.05
12.00	[Diagonal lines]	10.00 - 10.45	22	14.91	23.20	10.47	12.73	31.71	68.29
[2.00]	[Diagonal lines]	11.00 - 11.45	26	10.35	24.95	13.60	11.35	34.65	65.35
		12.00 - 12.45	31	12.21	30.92	16.21	14.71	60.01	39.99
14.00	[Diagonal lines]	13.00 - 13.45	45	12.71	41.48	19.94	21.54	63.07	36.93
[2.00]	[Diagonal lines]	14.00 - 14.45	50	12.20	46.01	20.73	25.28	54.27	45.73
		15.00 - 15.45	52	10.36	52.16	21.97	30.19	53.33	46.67
17.00	[Diagonal lines]	16.00 - 16.45	46	10.30	24.05	15.48	8.57	63.07	36.93
[6.45]	[Diagonal lines]	17.00 - 17.45	23	9.36	26.01	14.96	11.05	72.19	27.81
		18.00 - 18.45	65	10.25	41.96	20.94	21.02	76.04	23.96
[6.45]	[Diagonal lines]	19.00 - 19.45	58	7.55	40.39	22.14	18.25	73.63	26.37
		20.00 - 20.45	86	11.64	38.16	21.19	16.97	74.69	25.31
		21.00 - 21.45	77	11.72	44.60	23.85	20.75	71.14	28.86
		22.00 - 22.45	73	8.23	41.32	22.98	18.34	80.84	19.16
[6.45]	[Diagonal lines]	23.00 - 23.45	71	9.39	40.32	21.88	18.44	80.48	19.52
		24.00 - 24.45	76	9.73	39.48	23.51	15.97	75.81	24.19

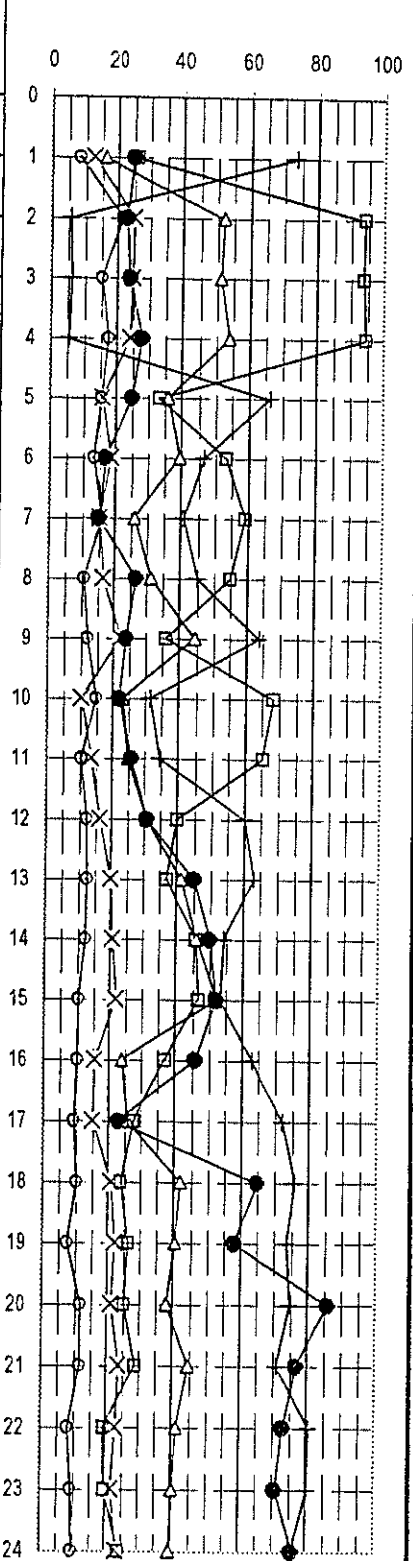


Figure 7

**SOIL TESTING LABORATORY**

SHEET 17  
DATE 30/11/2003

BOREHOLE No SPT- D

**WATER CONTENT, N-VALUE, ATTEBERGE LIMIT, SAND & GRAVEL and SILT & CLAY**

Project Royal University of P.P Institute of Foreign Language.	E : 488383.817	○ Natural water Content %	● N-Value
	N : 1278898.047	△ LIQUID LIMIT %	+ SAND & GRAVEL %
Location:	Elevation: 8.325	× PLASTIC LIMIT %	□ SILT & CLAY %

Russian Federation Blvd., Sangkat Boeng kok 2, Phnom Penh Cambodia

DEPTH AND THICK.	LEGEND OF SOIL	DEPTH OF SAMPLE	N-VALUE 300mm N-	WATER CONTENT %	ATTEBERGE LIMIT			PARTICLE SIZE	
					LIQUID LIMIT %	PLASTIC LIMIT %	PLASTIC INDEX	SAND & GRAVEL %	SILT & CLAY %
1.00	[ 3.00 ]	1.00 - 1.45	8	10.65	18.21	12.09	6.12	59.26	40.74
		2.00 - 2.45	11	26.58	66.52	29.62	36.90	7.73	92.27
4.00		3.00 - 3.45	13	22.21	54.93	28.99	25.94	5.37	94.63
5.00		4.00 - 4.45	20	17.88	53.56	27.86	25.70	5.69	94.31
[ 1.50 ]		5.00 - 5.45	23	10.12	27.93	15.26	12.67	59.06	40.94
6.50		6.00 - 6.45	12	10.77	26.60	20.39	6.21	58.25	41.75
8.00		7.00 - 7.45	16	13.06	34.15	20.57	13.58	39.95	60.05
[ 2.50 ]		8.00 - 8.45	33	9.24	38.92	22.14	16.78	71.91	28.09
		9.00 - 9.45	36	12.23	27.94	14.85	13.09	60.99	39.01
10.50		10.00 - 10.45	49	13.12	26.50	15.77	10.73	62.16	37.84
11.50		11.00 - 11.45	27	11.38	30.82	20.37	10.45	61.33	38.67
13.00	[ 12.45 ]	12.00 - 12.45	39	7.79	32.96	21.13	11.83	62.97	37.03
		13.00 - 13.45	80	7.47	26.96	17.51	9.45	63.89	36.11
		14.00 - 14.45	54	9.56	42.93	25.31	17.62	56.06	43.94
		15.00 - 15.45	77	9.03	38.10	23.51	14.59	57.78	42.22
		16.00 - 16.45	51	9.84	44.39	25.16	19.23	59.33	40.67
		17.00 - 17.45	45	9.14	42.15	23.25	18.90	44.44	55.56
		18.00 - 18.45	58	11.46	38.57	24.13	14.44	76.99	23.01
		19.00 - 19.45	64	8.78	43.41	29.34	14.07	65.43	34.57
		20.00 - 20.45	62	10.03	48.79	25.31	23.48	72.64	27.36
		21.00 - 21.45	82	9.00	45.11	25.85	19.26	73.90	26.10
	22.00 - 22.45	74	8.93	43.65	24.96	18.69	64.57	35.43	
	23.00 - 23.45	78	8.65	48.25	25.96	22.29	68.40	31.60	
	24.00 - 24.45	92	8.31	46.62	22.60	24.02	60.46	39.54	
25.45		25.00 - 25.45	88	8.39	44.65	23.85	20.80	62.95	37.05

