4. OPERATION RECOTDS OF TREATMENT PLANTS

KAOLIEO

TREATMENT PLANT

MONTHLY STASTIC OPERATION RECORD OF KAOLIEO WTP IN 2001

Month	Day	Amount of Raw Water	Ratio of Loss	Delivery of Distribution	Turb. of Raw Water	Water Level in Mekong	Consumption of Chemicals			Dosing Rate of Chemicals					Consumption of Electricity	Residual Chloline	Number of Times for Coriform Group Analysis	Working Hours for Pump Operation (hr)								Number of Times for Cleanning / Washing (Time)												Number of Times of Equip. Repair	
							Polymer	Alum	Hypo	Polymer	Alum		Hypo					Intake Pump				Distribution Pump				Cleaning for Sedimentation Basin				Washing for Gravel Filter				Washing for Filter Basin				Electrical Equip.	Pump Equip.
		(m^3/d)	(%)	(m^3/d)	(NTU)	(m)	(kg/d)	(kg/d)	(kg/d)	Calcu. (mg/l)	Calcu. (mg/l)	Record (mg/l)	Calcu. (mg/l)	Record (mg/l)	(kWh)	(ppm)		1	2	3	4	1	2	3	4	1	2	3	4	1	2	3	4	1	2	3	4		
Jan	1	18,420	3.1	17,860	132	---	0.36	250	30	0.020	13.6	1.95	1.7	4.17	3,700	0.5																								
	2	18,390	3.1	17,840	98	---	0.36	150	30	0.020	8.2	2.02	1.7	4.17	3,700	0.5																								
	3	18,470	3.1	17,910	102	---	0.36	250	30	0.019	13.5	2.02	1.7	4.17	3,700	0.5																								
	4	18,430	3.1	17,870	81	---	0.36	250	30	0.020	13.6	1.99	1.7	4.17	3,600	0.5																								
	5	18,500	3.1	17,940	80	---	0.36	150	30	0.019	8.1	2.02	1.7	4.17	3,600	0.5																								
	6	18,450	3.1	17,890	82	---	0.36	100	30	0.020	5.4	2.02	1.7	4.17	3,800	0.5																								
	7	18,470	2.7	17,980	82	---	0.36	250	30	0.019	13.5	1.98	1.7	4.17	3,600	0.5																								
	8	18,440	2.7	17,960	76	---	0.36	250	30	0.020	13.6	2.02	1.7	4.17	3,700	0.5																								
	9	18,850	3.1	18,280	96	---	0.36	250	30	0.019	13.3	2.02	1.6	4.17	3,700	0.5																								
	10	18,480	3.1	17,920	78	---	0.36	250	30	0.019	13.5	2.02	1.7	4.17	3,600	0.5																								
	11	18,490	3.1	17,940	90	---	0.36	250	30	0.019	13.5	2.02	1.7	4.17	3,600	0.5																								
	12	18,400	2.8	17,900	85	---	0.36	150	30	0.020	8.2	2.02	1.7	4.17	3,700	0.5																								
	13	18,370	2.7	17,880	85	---	0.36	250	30	0.020	13.6	2.02	1.7	4.17	3,400	0.5																								
	14	18,410	2.7	17,920	100	---	0.36	250	30	0.020	13.6	1.99	1.7	4.17	3,600	0.5																								
	15	18,310	2.5	17,860	100	---	0.36	200	30	0.020	10.9	2.02	1.7	4.17	3,700	0.5																								
	16	18,440	3.1	17,880	96	---	0.36	200	30	0.020	10.8	1.98	1.7	4.17	3,400	0.5																								
	17	18,400	2.7	17,920	123	---	0.36	250	30	0.020	13.6	2.02	1.7	4.17	3,700	0.6																								
	18	18,350	3.1	17,800	92	---	0.36	250	30	0.020	13.6	2.02	1.7	4.17	3,600	0.4																								
	19	18,400	2.6	17,930	68	---	0.36	250	30	0.020	13.6	2.02	1.7	4.17	3,500	0.5																								
	20	18,490	3.1	17,940	69	---	0.36	250	30	0.019	13.5	2.02	1.7	4.17	3,600	0.5																								
	21	18,410	2.7	17,920	67	---	0.36	250	30	0.020	13.6	2.02	1.7	4.17	3,600	0.6																								
	22	18,370	3.1	17,820	103	---	0.36	250	30	0.020	13.6	1.98	1.7	4.17	3,500	0.4																								
	23	18,330	3.1	17,780	96	---	0.36	250	30	0.020	13.6	2.02	1.7	4.17	3,500	0.5																								
	24	18,300	3.0	17,760	95	---	0.36	250	30	0.020	13.7	2.02	1.7	4.17	3,700	0.5																								
	25	18,320	3.2	17,760	92	---	0.36	250	30	0.020	13.6	2.02	1.7	4.17	3,600	0.5																								
	26	18,250	2.5	17,800	89	161.0	0.36	250	30	0.020	13.7	2.02	1.7	4.17	3,400	0.5																								
	27	18,350	3.0	17,820	87	160.8	0.36	250	30	0.020	13.6	2.02	1.7	4.17	3,700	0.5																								
	28	18,230	2.6	17,760	86	160.7	0.36	250	30	0.020	13.7	2.02	1.7	4.17	3,500	0.5																								
	29	17,840	2.8	17,360	78	161.0	0.36	250	30	0.020	14.0	2.00	1.7	4.17	3,400	0.5																								
	30	17,670	3.1	17,140	80	160.8	0.36	250	30	0.020	14.1	1.93	1.8	4.17	3,500	0.5																								
	31	17,910	3.1	17,370	78	160.8	0.36	250	30	0.020	14.0	2.02	1.7	4.17	3,600	0.5																								
Total		568,940	2.9	552,710	---	---	11.16	7,200	930	---	---	---	---	---	111,500	---																								
Max.		18,850	3.1	18,280	132	161.0	0.36	250	30	0.020	14.1	2.02	1.8	4.17	3,800	0.6																								
Min.		17,670	3.1	17,140	67	160.7	0.36	100	30	0.019	5.4	1.93	1.6	4.17	3,400	0.4																								
Ave.		18,353	2.9	17,829	89	160.9	0.36	232	30	0.020	12.7	2.01	1.7	4.17	3,597	0.5																								
Feb	1	17,860	2.9	17,350	76	160.8	0.36	250	30	0.020	14.0		1.7	4.17	3,600	0.5																								
	2	17,990	3.6	17,360	108	160.8	0.36	250	30	0.020	13.9	1.99	1.7	4.17	3,700	0.5																								
	3	17,980	3.7	17,340	107	160.8	0.36	100	30	0.020	5.6	2.02	1.7	4.17	3,500	0.5																								
	4	17,130	3.1	16,620	105	159.5	0.36	250	30	0.021	14.6	2.02	1.8	4.17	3,600	0.5																								
	5	17,730	3.1	17,200	79	160.4	0.36	250	30	0.020	14.1	2.02	1.7	4.17	3,700	0.5																								
	6	17,840	3.1	17,300	70	160.6	0.36	250	30	0.020	14.0	2.02	1.7	4.17	3,500	0.5																								
	7	17,710	3.1	17,170	68	160.0	0.36	250	30	0.020	14.1	1.75	1.7	4.17	3,500	0.5																								
	8	17,730	3.1	17,190	65	160.5	0.36	250	30	0.020	14.1	1.68	1.7	4.17	3,800	0.5																								
	9	17,750	3.6	17,130	65	160.5	0.36	250	30	0.020	14.1	1.70	1.8	4.17	3,600	0.5																								
	10	17,670	2.9	17,180	67	160.5	0.36	150	30	0.020	8.5	1.68	1.7	4.17	3,500	0.5																								
	11	17,750	3.1	17,220	66	160.5	0.36	200	30	0.020	11.3	1.80	1.7	4.17	3,800	0.6																								
	12	17,730	3.1	17,200	58	160.4	0.36	250	30	0.020	14.1	1.70	1.7	4.17	3,600	0.4																								
	13	17,710	3.1	17,180	58	160.5	0.36	200	30	0.020	11.3	1.68	1.7	4.17	3,600	0.5																								
	14	17,770	3.1	17,230	63	160.4	0.36	250	30	0.020	14.1	1.73	1.7	4.17	3,800	0.5																								
	15	17,610	3.0	17,090	58	160.4	0.36	250	30	0.020	14.2	2.14	1.8	4.17	3,700	0.6																								
	16	17,730	3.6	17,110	54	160.5	0.36	200	30	0.020	11.3	1.60	1.8	4.17	3,500	0.4																								
	17	17,750	3.6	17,130	56	160.4	0.36	200	30	0.020	11.3	1.79	1.8	4.17	3,700	0.5																								
	18	17,770	3.1	17,230	56	160.4	0.36	200	30	0.020	11.3	2.21	1.7	4.17	3,600	0.5																								
	19	17,730	3.1	17,190	55	160.0	0.36	200	30	0.020	11.3	1.92	1.7	4.17	3,500	0.5																								
	20	17,820	3.1	17,280	56	160.3	0.36	200	30	0.020	11.2	1.77	1.7	4.17	3,700	0.5																								
	21	17,730	3.1	17,200	57	160.4	0.36	200	30	0.020	11.3	1.79	1.7	4.17	3,500	0.5																								
	22	17,750	2.5	17,320	55	159.7	0.36	200	30	0.020	11.3	1.68	1.7	4.17	3,500	0.5																								
	23	17,730	3.6	17,120	53	160.3	0.36	200	30	0.020	11.3	1.68	1.8	4.17	3,700	0.5																								
	24	17,970	3.6	17,350	52	160.3	0.36	200	30	0.020	11.1	1.70	1.7	4.17	3,500	0.5																								
	25	17,750	3.1	17,220	58	160.0	0.36	200	30	0.020	11.3	1.68	1.7	4.17	3,500	0.5																								
	26	17,730	3.4	17,140	53	160.3	0.36	100	30	0.020	5.6	1.68	1.8	4.17	3,700	0.5																								
	27	17,750	3.3	17,180	51	160.3	0.36	200	30	0.020	11.3	1.70	1.7	4.17	3,400	0.5																								
	28	17,740	3.4	17,160	56	160.0	0.36	200	30	0.020	11.3	1.80	1.7	4.17	3,300	0.5																								
Total		496,910	3.2	481,390	---	---	10.08	5,900	840	---	---	---	---	---	100,600	---																								
Max.		17,990	3.6	17,360	108	160.8	0.36	250	30	0.021	14.6	2.21	1.8	4.17	3,800	0.6																								
Min.		17,130	3.1	16,620	51	159.5	0.36	100	30	0.020	5.6	1.60	1.7	4.17	3,300	0.4																								
Ave.		17,747	3.2	17,193	65	160.3	0.36	211	30	0.020	11.9	1.81	1.7	4.17	3,593	0.5																								

Month	Day	Amount of Raw Water	Ratio of Loss	Delivery of Distribution	Turb. of Raw Water	Water Level in Mekong	Consumption of Chemicals			Dosing Rate of Chemicals					Consumption of Electricity	Residual Chloline	Number of Times for Coriform Group Analysis	Working Hours for Pump Operation (hr)								Number of Times for Cleanning / Washing (Time)												Number of Times of Equip. Repair (Time)	
							Polymer	Alum	Hypo	Polymer	Alum		Hypo					Intake Pump				Distribution Pump				Cleaning for Sedimentation Basin				Washing for Gravel Filter				Washing for Filter Basin				Electrical Equip.	Pump Equip.
		(m^3/d)	(%)	(m^3/d)	(NTU)	(m)	(kg/d)	(kg/d)	(kg/d)	Calcu. (mg/l)	Calcu. (mg/l)	Record (mg/l)	Calcu. (mg/l)	Record (mg/l)	(kWh)	(ppm)		1	2	3	4	1	2	3	4	1	2	3	4	1	2	3	4	1	2	3	4		
Mar	1	17,730	2.7	17,260	55	160.2	0.36	200	30	0.020	11.3	2.02	1.7	4.17	3,800	0.5																							
	2	17,730	4.8	16,920	54	160.3	0.36	200	30	0.020	11.3	1.89	1.8	4.17	3,400	0.5																							
	3	17,660	4.1	16,960	92	160.0	0.36	150	30	0.020	8.5	2.03	1.8	4.17	3,500	0.5																							
	4	17,670	4.1	16,970	92	160.2	0.36	200	30	0.020	11.3	1.99	1.8	4.17	3,300	0.5																							
	5	17,750	4.1	17,050	91	160.3	0.36	200	30	0.020	11.3	2.09	1.8	4.17	3,600	0.5																							
	6	17,670	4.1	16,970	53	160.0	0.36	200	30	0.020	11.3	1.75	1.8	4.17	3,500	0.5																							
	7	17,770	4.2	17,060	58	160.2	0.36	200	30	0.020	11.3	2.18	1.8	4.17	3,600	0.5																							
	8	17,730	4.0	17,040	57	160.3	0.36	200	30	0.020	11.3	2.02	1.8	4.17	3,500	0.5																							
	9	17,670	3.8	17,020	38	160.0	0.36	200	30	0.020	11.3	1.75	1.8	4.17	3,600	0.5																							
	10	17,750	4.0	17,060	39	160.3	0.36	200	30	0.020	11.3	1.75	1.8	4.17	3,700	0.5																							
	11	17,770	4.1	17,070	39	160.3	0.36	200	30	0.020	11.3	1.68	1.8	4.17	3,500	0.5																							
	12	17,760	4.2	17,050	35	160.5	0.36	200	30	0.020	11.3	1.75	1.8	4.17	3,500	0.5																							
	13	17,730	4.1	17,030	36	160.4	0.36	100	30	0.020	5.6	1.83	1.8	4.17	3,700	0.5																							
	14	17,910	4.1	17,200	36	160.4	0.36	200	30	0.020	11.2	1.92	1.7	4.17	3,500	0.6																							
	15	16,170	4.4	15,490	43	163.5	0.36	200	30	0.022	12.4	2.02	1.9	4.17	3,500	0.4																							
	16	16,340	4.1	15,690	45	160.6	0.36	200	30	0.022	12.2	1.99	1.9	4.17	3,500	0.5																							
	17	15,360	4.4	14,710	44	160.5	0.36	200	30	0.023	13.0	2.02	2.0	4.17	3,100	0.5																							
	18	17,730	4.2	17,020	44	160.5	0.36	200	30	0.020	11.3	1.88	1.8	4.17	3,500	0.6																							
	19	17,750	4.2	17,040	45	160.8	0.36	100	30	0.020	5.6	2.02	1.8	4.17	3,800	0.4																							
	20	16,430	4.2	15,770	43	160.8	0.36	200	30	0.022	12.2	1.67	1.9	4.17	3,500	0.5																							
	21	16,950	13.8	14,890	73	160.8	0.36	200	30	0.021	11.8	2.10	2.0	4.17	3,500	0.5																							
	22	17,190	9.4	15,720	61	160.9	0.36	200	30	0.021	11.6	2.46	1.9	4.17	3,600	0.5																							
	23	17,010	14.2	14,890	68	160.8	0.36	200	30	0.021	11.8	2.02	2.0	4.17	3,600	0.5																							
	24	16,340	9.4	14,940	58	160.8	0.36	200	30	0.022	12.2	1.99	2.0	4.17	3,400	0.5																							
	25	16,380	6.6	15,370	59	159.8	0.36	200	30	0.022	12.2	2.29	2.0	4.17	3,700	0.5																							
	26	17,190	9.0	15,770	69	160.3	0.36	200	30	0.021	11.6	2.29	1.9	4.17	3,500	0.5																							
	27	17,010	0.4	16,950	68	160.3	0.36	200	30	0.021	11.8	2.02	1.8	4.17	3,600	0.5																							
	28	16,430	4.7	15,690	68	160.0	0.36	200	30	0.022	12.2	2.02	1.9	4.17	3,600	0.5																							
	29	16,906	16.6	14,500	65	160.2	0.36	200	30	0.021	11.8	1.81	2.1	4.17	3,500	0.5																							
	30	17,430	15.7	15,070	68	160.3	0.36	200	30	0.021	11.5	2.02	2.0	4.17	3,500	0.5																							
	31	17,430	13.3	15,390	68	160.0	0.36	200	30	0.021	11.5	2.02	1.9	4.17	3,700	0.5																							
Total		534,346	6.1	503,560	---	---	11.16	5,950	930	---	---	---	---	---	109,800	---																							
Max.		17,910	3.8	17,260	92	163.5	0.36	200	30	0.023	13.0	2.46	2.1	4.17	3,800	0.6																							
Min.		15,360	5.9	14,500	35	159.8	0.36	100	30	0.020	5.6	1.67	1.7	4.17	3,100	0.4																							
Ave.		17,237	6.1	16,244	57	160.5	0.36	192	30	0.021	11.2	1.98	1.9	4.17	3,542	0.5																							
Apr	1	17,730	9.9	16,140	67	160.2	0.36	200	30	0.020	11.3	2.26	1.9	4.17	3,600	0.5																							
	2	16,440	7.7	15,270	92	160.3	0.36	300	30	0.022	18.2	2.26	2.0	4.17	3,500	0.5																							
	3	17,070	10.2	15,490	69	160.0	0.36	300	30	0.021	17.6	2.35	1.9	4.17	3,600	0.5																							
	4	16,430	10.5	14,870	65	160.2	0.36	300	30	0.022	18.3	2.69	2.0	4.17	3,600	0.5																							
	5	16,920	14.0	14,840	68	160.3	0.36	300	30	0.021	17.7	1.68	2.0	4.17	3,500	0.5																							
	6	16,170	8.4	14,920	60	160.0	0.36	300	30	0.022	18.6	1.60	2.0	4.17	3,400	0.5																							
	7	16,980	7.6	15,780	60	160.3	0.36	300	30	0.021	17.7	2.15	1.9	4.17	3,600	0.5																							
	8	17,430	15.9	15,040	55	160.3	0.36	300	30	0.021	17.2	2.02	2.0	4.17	3,600	0.5																							
	9	17,640	14.1	15,460	69	160.5	0.36	300	30	0.020	17.0	2.52	1.9	4.17	3,600	0.5																							
	10	15,570	21.0	12,870	65	160.4	0.36	300	30	0.023	19.3	1.99	2.3	4.17	3,000	0.5																							
	11	16,680	11.3	14,980	58	160.4	0.36	300	30	0.022	18.0	1.98	2.0	4.17	3,600	0.5																							
	12	17,640	20.6	14,630	56	163.5	0.36	300	30	0.020	17.0	2.21	2.1	4.17	3,700	0.5																							
	13	17,540	18.1	14,850	58	160.6	0.36	300	30	0.021	17.1	2.25	2.0	4.17	3,700	0.5																							
	14	17,700	14.7	15,430	58	160.5	0.36	300	30	0.020	16.9	2.19	1.9	4.17	3,900	0.5																							
	15	17,580	12.0	15,700	57	160.5	0.36	300	30	0.020	17.1	2.30	1.9	4.17	3,700	0.5																							
	16	17,370	19.5	14,530	57	160.8	0.36	300	30	0.021	17.3	2.23	2.1	4.17	3,700	0.5																							
	17	18,040	16.3	15,510	53	160.8	0.36	300	30	0.020	16.6	2.12	1.9	4.17	3,900	0.5																							
	18	17,710	14.0	15,540	55	160.8	0.36	300	30	0.020	16.9	2.47	1.9	4.17	3,800	0.5																							
	19	17,280	16.2	14,870	58	160.9	0.36	300	30	0.021	17.4	2.13	2.0	4.17	3,600	0.5																							
	20	17,360	16.0	14,960	68	160.8	0.36	300	30	0.021	17.3	2.15	2.0	4.17	3,600	0.5																							
	21	17,340	10.5	15,690	66	160.8	0.36	300	30	0.021	17.3	2.20	1.9	4.17	3,600	0.5																							
	22	17,390	17.6	14,790	65	159.8	0.36	300	30	0.021	17.3	2.12	2.0	4.17	3,700	0.5																							
	23	17,290	11.8	15,470	68	160.5	0.36	300	30	0.021	17.4	2.12	1.9	4.17	3,700	0.5																							
	24	17,280	13.0	15,290	54	160.3	0.36	300	30	0.021	17.4	1.79	2.0	4.17	3,800	0.5																							
	25	15,870	7.2	14,800	51	160.1	0.36	300	30	0.023	18.9	1.78	2.0	4.17	3,700	0.5																							
	26	15,790	14.8	13,760	48	160.3	0.36	300	30	0.023	19.0	1.81	2.2	4.17	3,400	0.5																							
	27	16,900	10.2	15,330	54	160.3	0.36	300	30	0.021	17.8	1.99	2.0	4.17	3,700	0.5																							
	28	16,900	11.5	15,160	53	160.0	0.36	300	30	0.021	17.8	1.83	2.0	4.17	3,600	0.5																							
	29	17,670	10.1	16,050	45	160.2	0.36	300	30	0.020	17.0	2.12	1.9	4.17	3,800	0.5																							
	30	17,100	7.7	15,880	58	160.3	0.36	300	30	0.021	17.5	2.12	1.9	4.17	3,700	0.5																							
Total		512,810	13.0	453,900	---	---	10.80	8,900	900	---	---	---	---	---	108,900	---																							
Max.		18,040	11.8	16,140	92	163.5	0.36	300	30	0.023	19.3	2.69	2.3	4.17	3,900	0.5																							
Min.		15,570	21.0	12,870	45	159.8	0.36	200	30	0.020	11.3	1.60	1.9	4.17	3,000	0.5																							
Ave.		17,094	13.0	15,130	60	160.5	0.36	297	30	0.021	17.4	2.11	2.0	4.17	3,630	0.5																							

Month	Day	Amount of Raw Water	Ratio of Loss	Delivery of Distribution	Turb. of Raw Water	Water Level in Mekong	Consumption of Chemicals			Dosing Rate of Chemicals					Consumption of Electricity	Residual Chloline	Number of Times for Coriform Group Analysis	Working Hours for Pump Operation (hr)								Number of Times for Cleanning / Washing (Time)												Number of Times of Equip. Repair (Time)	
							Polymer	Alum	Hypo	Polymer	Alum		Hypo					Intake Pump				Distribution Pump				Cleaning for Sedimentation Basin				Washing for Gravel Filter				Washing for Filter Basin				Electrical Equip.	Pump Equip.
		(m^3/d)	(%)	(m^3/d)	(NTU)	(m)	(kg/d)	(kg/d)	(kg/d)	Calcu. (mg/l)	Calcu. (mg/l)	Record (mg/l)	Calcu. (mg/l)	Record (mg/l)	(kWh)	(ppm)		1	2	3	4	1	2	3	4	1	2	3	4	1	2	3	4	1	2	3	4		
May	1	16,480	9.6	15,030	58	160.0	0.36	300	30	0.022	18.2	2.11	2.0	4.17	3,800	0.5																								
	2	16,560	10.6	14,970	53	160.2	0.36	300	30	0.022	18.1	2.12	2.0	4.17	3,600	0.5																								
	3	16,500	7.2	15,390	56	160.3	0.36	300	30	0.022	18.2	2.62	1.9	4.17	3,800	0.5																								
	4	16,620	10.6	15,030	60	160.0	0.36	300	30	0.022	18.1	2.12	2.0	4.17	3,800	0.5																								
	5	15,450	9.0	14,170	58	160.2	0.36	300	30	0.023	19.4	2.03	2.1	4.17	3,300	0.5																								
	6	16,600	7.2	15,480	65	160.3	0.36	600	30	0.022	36.1	3.19	1.9	4.17	3,800	0.5																								
	7	16,950	7.5	15,770	98	160.0	0.36	300	30	0.021	17.7	2.94	1.9	4.17	3,600	0.5																								
	8	16,980	9.9	15,450	68	160.3	0.36	600	30	0.021	35.3	3.78	1.9	4.17	3,700	0.5																								
	9	16,620	7.7	15,430	62	160.3	0.36	300	30	0.022	18.1	3.12	1.9	4.17	3,800	0.5																								
	10	16,400	7.7	15,230	65	160.5	0.36	300	30	0.022	18.3	3.15	2.0	4.17	3,400	0.5																								
	11	16,880	9.0	15,480	62	160.4	0.36	300	30	0.021	17.8	2.66	1.9	4.17	3,500	0.5																								
	12	16,960	6.9	15,860	61	160.4	0.36	300	30	0.021	17.7	2.93	1.9	4.17	3,800	0.5																								
	13	16,740	7.7	15,540	60	161.0	0.36	300	30	0.022	17.9	2.77	1.9	4.17	3,900	0.5																								
	14	16,970	11.5	15,220	62	160.0	0.36	600	30	0.021	35.4	2.79	2.0	4.17	3,700	0.5																								
	15	16,980	10.7	15,340	62	161.3	0.36	300	30	0.021	17.7	2.80	2.0	4.17	3,700	0.5																								
	16	16,980	10.6	15,350	68	161.3	0.36	300	30	0.021	17.7	2.97	2.0	4.17	4,000	0.5																								
	17	16,380	7.8	15,200	67	161.5	0.36	300	30	0.022	18.3	2.96	2.0	4.17	3,600	0.5																								
	18	17,080	6.4	16,060	65	162.1	0.36	600	30	0.021	35.1	3.63	1.9	4.17	3,900	0.5																								
	19	16,980	9.8	15,460	66	162.5	0.36	300	30	0.021	17.7	4.45	1.9	4.17	3,800	0.5																								
	20	17,160	9.5	15,670	195	162.7	0.36	900	30	0.021	52.4	3.38	1.9	4.17	3,800	0.5																								
	21	17,940	18.7	15,120	225	163.5	0.36	500	30	0.020	27.9	2.79	2.0	4.17	3,900	0.5																								
	22	17,650	9.6	16,110	307	163.5	0.36	500	30	0.020	28.3	2.68	1.9	4.17	4,000	0.5																								
	23	18,140	8.1	16,780	295	163.2	0.36	1,000	30	0.020	55.1	3.79	1.8	4.17	3,800	0.5																								
	24	17,880	9.5	16,330	287	163.2	0.36	500	30	0.020	28.0	3.84	1.8	4.17	4,000	0.5																								
	25	18,240	8.2	16,860	245	163.4	0.36	500	30	0.020	27.4	3.95	1.8	4.17	3,900	0.5																								
	26	17,200	6.8	16,110	628	162.4	0.36	500	30	0.021	29.1	2.95	1.9	4.17	3,800	0.5																								
	27	17,340	6.0	16,360	626	163.3	0.36	1,000	30	0.021	57.7	3.90	1.8	4.17	3,900	0.5																								
	28	16,700	4.6	15,960	201	163.1	0.36	500	30	0.022	29.9	3.45	1.9	4.17	3,900	0.5																								
	29	17,840	7.4	16,610	208	162.8	0.36	500	30	0.020	28.0	3.12	1.8	4.17	3,300	0.5																								
	30	18,420	8.6	16,960	231	162.8	0.36	1,000	30	0.020	54.3	3.40	1.8	4.17	3,900	0.5																								
	31	18,420	8.2	17,020	264	163.3	0.36	500	30	0.020	27.1	3.79	1.8	4.17	3,900	0.5																								
Total		530,040	8.8	487,350	---	---	11.16	14,800	930	---	---	---	---	---	116,600	---																								
Max.		18,420	8.2	17,020	628	163.5	0.36	1,000	30	0.023	57.7	4.45	2.1	4.17	4,000	0.5																								
Min.		15,450	9.0	14,170	53	160.0	0.36	300	30	0.020	17.7	2.03	1.8	4.17	3,300	0.5																								
Ave.		17,098	8.8	15,721	159	161.6	0.36	477	30	0.021	27.7	3.10	1.9	4.17	3,761	0.5																								
Jun	1	17,440	2.1	17,080	358	163.5	0.36	1,000	30	0.021	57.3	4.40	1.8	4.17	3,900	0.5																								
	2	18,470	7.9	17,110	452	164.1	0.36	1,000	30	0.019	54.1	5.05	1.8	4.17	3,900	0.5																								
	3	18,480	6.7	17,320	458	165.2	0.36	500	30	0.019	27.1	5.04	1.7	4.17	3,900	0.5																								
	4	17,440	10.7	15,760	395	165.7	0.36	1,000	30	0.021	57.3	4.50	1.9	4.17	3,300	0.5																								
	5	18,540	6.9	17,340	650	165.8	0.36	1,000	30	0.019	53.9	5.11	1.7	4.17	4,000	0.5																								
	6	18,520	7.5	17,220	825	166.1	0.36	1,500	30	0.019	81.0	5.88	1.7	4.17	3,800	0.5																								
	7	18,540	7.5	17,240	978	166.5	0.72	1,500	30	0.039	80.9	5.04	1.7	4.17	3,900	0.5																								
	8	18,540	10.0	16,850	960	166.8	0.60	1,500	30	0.032	80.9	5.66	1.8	4.17	3,900	0.5																								
	9	18,760	10.0	17,060	974	166.5	0.60	1,500	30	0.032	80.0	6.79	1.8	4.17	3,900	0.5																								
	10	18,530	9.1	16,990	1,674	165.8	0.72	1,500	30	0.039	80.9	5.79	1.8	4.17	4,000	0.5																								
	11	18,620	9.5	17,000	1,590	165.4	0.72	1,500	30	0.039	80.6	6.40	1.8	4.17	3,900	0.5																								
	12	18,740	5.8	17,720	1,570	165.0	0.84	2,250	30	0.045	120.1	5.93	1.7	4.17	3,800	0.5																								
	13	18,540	6.5	17,410	2,808	165.5	0.72	2,000	30	0.039	107.9	6.06	1.7	4.17	3,800	0.5																								
	14	18,530	5.8	17,520	795	165.5	0.60	1,000	30	0.032	54.0	3.04	1.7	4.17	3,800	0.5																								
	15	18,620	6.5	17,480	585	165.6	0.48	1,000	30	0.026	53.7	2.79	1.7	4.17	3,900	0.5																								
	16	18,610	7.6	17,300	1,528	164.8	0.72	2,000	30	0.039	107.5	4.79	1.7	4.17	3,900	0.5																								
	17	18,660	6.9	17,450	980	165.1	0.48	1,000	30	0.026	53.6	2.79	1.7	4.17	3,900	0.5																								
	18	18,540	7.5	17,250	948	165.1	0.48	2,000	30	0.026	107.9	3.79	1.7	4.17	3,900	0.5																								
	19	18,520	6.4	17,400	1,564	164.8	0.60	2,000	30	0.032	108.0	5.37	1.7	4.17	3,900	0.5																								
	20	18,540	7.0	17,330	988	164.5	0.48	1,000	30	0.026	53.9	3.62	1.7	4.17	3,900	0.5																								
	21	18,520	5.9	17,490	608	164.2	0.36	1,000	30	0.019	54.0	3.12	1.7	4.17	3,900	0.5																								
	22	18,600	5.9	17,560	1,685	163.8	0.60	2,000	30	0.032	107.5	2.31	1.7	4.17	3,900	0.5																								
	23	18,550	6.5	17,420	902	163.5	0.48	1,000	30	0.026	53.9	4.36	1.7	4.17	3,900	0.5																								
	24	18,420	7.5	17,140	1,044	163.5	0.48	2,000	30	0.026	108.6	5.20	1.8	4.17	3,800	0.5																								
	25	18,520	4.8	17,680	1,840	154.5	0.60	2,000	30	0.032	108.0	5.04	1.7	4.17	4,000	0.5																								
	26	18,540	6.5	17,410	1,786	163.8	0.60	1,000	30	0.032	53.9	4.66	1.7	4.17	3,700	0.5																								
	27	18,520	6.9	17,320	925	164.0	0.48	2,000	30	0.026	108.0	3.81	1.7	4.17	4,000	0.5																								
	28	18,600	6.6	17,450	526	164.0	0.48	1,000	30	0.026	53.8	1.74	1.7	4.17	3,900	0.5																								
	29	18,540	7.1	17,310	358	164.4	0.36	750	30	0.019	40.5	2.45	1.7	4.17	4,000	0.5																								
	30	18,240	5.9	17,230	340	164.6	0.36	750	30	0.020	41.1	2.68	1.7	4.17	4,000	0.5																								
Total		554,230	7.0	517,840	---	---	15.72	41,250	900	---	---	---	---	---	116,300	---																								
Max.		18,760	5.9	17,720	2,808	166.8	0.84	2,250	30	0.045	120.1	6.79	1.9	4.17	4,000	0.5																								
Min.		17,440	10.7	15,760	340	154.5	0.36	500	30	0.019	27.1	1.74	1.7	4.17	3,300	0.5																								
Ave.		18,474	7.0	17,261	1,036	164.6	0.52	1,375	30	0.028	74.3	4.44	1.7	4.17	3,877	0.5																								

Month	Day	Amount of Raw Water	Ratio of Loss	Delivery of Distribution	Turb. of Raw Water	Water Level in Mekong	Consumption of Chemicals			Dosing Rate of Chemicals					Consumption of Electricity	Residual Chloline	Number of Times for Coriform Group Analysis	Working Hours for Pump Operation (hr)								Number of Times for Cleanning / Washing (Time)												Number of Times of Equip. Repair (Time)	
							Polymer	Alum	Hypo	Polymer	Alum		Hypo					Intake Pump				Distribution Pump				Cleaning for Sedimentation Basin				Washing for Gravel Filter				Washing for Filter Basin				Electrical Equip.	Pump Equip.
		(m^3/d)	(%)	(m^3/d)	(NTU)	(m)	(kg/d)	(kg/d)	(kg/d)	Calcu. (mg/l)	Calcu. (mg/l)	Record (mg/l)	Calcu. (mg/l)	Record (mg/l)	(kWh)	(ppm)		1	2	3	4	1	2	3	4	1	2	3	4	1	2	3	4	1	2	3	4		
Jul	1	18,440	6.3	17,350	380	164.8	0.36	750	30	0.020	40.7	2.76	1.7	4.17	3,900	0.5																								
	2	18,540	7.6	17,230	620	165.0	0.36	750	30	0.019	40.5	2.74	1.7	4.17	3,900	0.5																								
	3	18,520	10.0	16,830	485	164.9	0.36	750	30	0.019	40.5	2.80	1.8	4.17	3,900	0.5																								
	4	18,600	13.8	16,350	480	165.5	0.36	750	30	0.019	40.3	2.84	1.8	4.17	4,000	0.5																								
	5	18,660	6.1	17,590	648	166.1	0.48	750	30	0.026	40.2	3.51	1.7	4.17	4,000	0.5																								
	6	18,540	7.5	17,240	965	166.9	0.48	1,500	30	0.026	80.9	2.25	1.7	4.17	4,000	0.5																								
	7	18,520	8.2	17,120	983	166.8	0.48	1,500	30	0.026	81.0	5.00	1.8	4.17	3,900	0.5																								
	8	18,530	7.4	17,250	995	166.9	0.36	1,500	30	0.019	80.9	4.80	1.7	4.17	4,000	0.5																								
	9	18,740	6.4	17,610	1,400	167.2	0.72	750	30	0.038	40.0	5.12	1.7	4.17	4,100	0.5																								
	10	18,540	7.4	17,260	978	167.4	0.48	1,500	30	0.026	80.9	2.22	1.7	4.17	4,000	0.5																								
	11	18,520	7.4	17,250	1,494	167.5	0.60	1,500	30	0.032	81.0	2.79	1.7	4.17	4,000	0.5																								
	12	18,550	6.9	17,360	1,850	167.5	0.60	2,500	30	0.032	134.8	6.18	1.7	4.17	4,000	0.5																								
	13	18,540	8.4	17,100	1,590	167.4	0.60	2,000	30	0.032	107.9	5.04	1.8	4.17	3,900	0.5																								
	14	18,520	8.1	17,130	1,595	167.4	0.60	1,000	30	0.032	54.0	5.33	1.8	4.17	4,000	0.5																								
	15	18,440	8.4	17,010	1,256	167.3	0.60	2,000	30	0.033	108.5	4.76	1.8	4.17	3,900	0.5																								
	16	18,620	6.7	17,450	935	167.4	0.48	2,000	30	0.026	107.4	3.90	1.7	4.17	4,000	0.5																								
	17	18,600	6.2	17,510	1,128	167.5	0.60	1,000	30	0.032	53.8	4.12	1.7	4.17	4,000	0.5																								
	18	18,630	7.0	17,410	1,104	168.0	0.60	1,000	30	0.032	53.7	4.26	1.7	4.17	3,900	0.5																								
	19	18,560	6.9	17,360	1,040	168.3	0.48	2,000	30	0.026	107.8	3.79	1.7	4.17	3,800	0.5																								
	20	18,750	6.6	17,590	915	168.9	0.48	1,000	30	0.026	53.3	3.85	1.7	4.17	4,100	0.5																								
	21	18,540	6.9	17,350	1,068	168.6	0.60	1,000	30	0.032	53.9	4.01	1.7	4.17	4,000	0.5																								
	22	18,520	7.4	17,240	1,284	168.4	0.48	2,000	30	0.026	108.0	4.14	1.7	4.17	4,000	0.5																								
	23	18,600	7.3	17,330	1,220	168.3	0.60	1,000	30	0.032	53.8	4.15	1.7	4.17	4,000	0.5																								
	24	18,540	7.3	17,280	1,302	168.3	0.48	2,000	30	0.026	107.9	4.31	1.7	4.17	3,800	0.5																								
	25	18,500	6.1	17,440	1,120	168.3	0.72	1,000	30	0.039	54.1	4.33	1.7	4.17	3,900	0.5																								
	26	18,660	6.7	17,490	1,125	168.2	0.72	1,000	30	0.039	53.6	4.09	1.7	4.17	4,100	0.5																								
	27	18,540	6.3	17,440	1,180	168.4	0.36	1,000	30	0.019	53.9	4.69	1.7	4.17	3,800	0.5																								
	28	18,600	5.6	17,610	1,144	168.5	0.48	2,000	30	0.026	107.5	4.43	1.7	4.17	3,800	0.5																								
	29	18,750	6.2	17,660	1,150	168.6	0.48	2,000	30	0.026	106.7	4.62	1.7	4.17	3,900	0.5																								
	30	18,530	4.2	17,790	965	168.5	0.60	2,000	30	0.032	107.9	3.79	1.7	4.17	4,000	0.5																								
	31	18,540	11.2	16,680	884	168.3	0.60	1,000	30	0.032	53.9	3.70	1.8	4.17	3,700	0.5																								
Total		575,680	7.3	536,310	---	---	16.20	42,500	930	---	---	---	---	---	122,300	---																								
Max.		18,750	5.4	17,790	1,850	168.9	0.72	2,500	30	0.039	134.8	6.18	1.8	4.17	4,100	0.50																								
Min.		18,440	12.8	16,350	380	164.8	0.36	750	30	0.019	40.0	2.22	1.7	4.17	3,700	0.50																								
Ave.		18,570	7.3	17,300	1,074	167.5	0.52	1,371	30	0.028	73.8	4.01	1.7	4.17	3,945	0.50																								
Aug	1	18,520	6.4	17,410	865	168.1	0.48	2,000	30	0.026	108.0	3.12	1.7	4.17	4,000	0.5																								
	2	18,540	8.4	17,100	825	168.2	0.60	1,000	30	0.032	53.9	3.12	1.8	4.17	3,700	0.5																								
	3	18,500	7.7	17,170	928	168.5	0.60	1,000	30	0.032	54.1	3.79	1.7	4.17	3,900	0.5																								
	4	18,520	7.1	17,290	930	169.5	0.60	2,000	30	0.032	108.0	3.79	1.7	4.17	3,900	0.5																								
	5	18,480	6.5	17,360	978	169.9	0.60	1,000	30	0.032	54.1	3.77	1.7	4.17	3,800	0.5																								
	6	18,510	7.1	17,280	971	170.1	0.60	1,000	30	0.032	54.0	3.75	1.7	4.17	3,900	0.5																								
	7	18,520	5.6	17,530	930	170.0	0.60	1,000	30	0.032	54.0	3.70	1.7	4.17	3,900	0.5																								
	8	18,540	7.4	17,260	985	169.9	0.60	2,000	30	0.032	107.9	3.70	1.7	4.17	3,900	0.5																								
	9	18,500	4.4	17,720	917	169.7	0.60	1,000	30	0.032	54.1	3.30	1.7	4.17	3,900	0.5																								
	10	18,520	5.5	17,550	754	169.3	0.48	1,000	30	0.026	54.0	3.12	1.7	4.17	4,000	0.5																								
	11	18,640	6.6	17,480	942	169.3	0.60	2,000	30	0.032	107.3	3.79	1.7	4.17	3,900	0.5																								
	12	18,440	5.0	17,570	1,168	169.4	0.60	2,000	30	0.033	108.5	4.52	1.7	4.17	3,900	0.5																								
	13	18,600	8.7	17,110	1,058	169.2	0.60	1,000	30	0.032	53.8	4.08	1.8	4.17	3,900	0.5																								
	14	18,500	8.7	17,020	935	169.8	0.60	2,000	30	0.032	108.1	3.79	1.8	4.17	3,800	0.5																								
	15	18,530	7.7	17,200	740	168.4	0.48	1,000	30	0.026	54.0	3.12	1.7	4.17	3,900	0.5																								
	16	18,540	9.1	17,000	635	168.2	0.48	1,000	30	0.026	53.9	2.45	1.8	4.17	3,900	0.5																								
	17	18,520	8.0	17,150	685	168.4	0.60	1,000	30	0.032	54.0	2.75	1.7	4.17	4,000	0.5																								
	18	18,540	6.3	17,440	440	168.5	0.48	1,000	30	0.026	53.9	2.45	1.7	4.17	4,000	0.5																								
	19	18,490	6.0	17,450	475	168.8	0.48	1,000	30	0.026	54.1	2.45	1.7	4.17	4,000	0.5																								
	20	18,530	8.2	17,130	935	168.2	0.60	1,000	30	0.032	54.0	3.45	1.8	4.17	3,900	0.5																								
	21	18,480	7.3	17,230	642	168.0	0.48	2,000	30	0.026	108.2	2.37	1.7	4.17	3,900	0.5																								
	22	18,500	5.8	17,480	610	168.0	0.48	1,000	30	0.026	54.1	2.34	1.7	4.17	4,000	0.5																								
	23	18,540	5.5	17,570	872	167.9	0.60	1,000	30	0.032	53.9	3.45	1.7	4.17	3,900	0.5																								
	24	18,520	6.7	17,360	764	167.8	0.48	1,000	30	0.026	54.0	3.04	1.7	4.17	4,100	0.5																								
	25	18,540	6.6	17,400	760	167.6	0.48	1,000	30	0.026	53.9	3.04	1.7	4.17	3,900	0.5																								
	26	18,190	5.6	17,220	756	167.5	0.48	1,000	30	0.026	55.0	2.75	1.7	4.17	3,900	0.5																								
	27	18,440	5.0	17,570	1,226	168.4	0.60	2,000	30	0.033	108.5	4.04	1.7	4.17	3,900	0.5																								
	28	18,540	7.4	17,270	925	168.5	0.60	1,000	30	0.032	53.9	3.80	1.7	4.17	4,000	0.5																								
	29	18,500	7.0	17,290	1,040	168.6	0.60	1,000	30	0.032	54.1	3.81	1.7	4.17	4,000	0.5																								
	30	18,490	6.6	17,340	985	168.5	0.60	1,000	30	0.032	54.1	4.06	1.7	4.17	3,900	0.5																								
	31	18,520	7.6	17,210	985	168.3	0.60	2,000	30	0.032	108.0	4.29	1.7	4.17	3,900	0.5																								
Total		573,740	6.8	537,160	---	---	17.28	40,000	930	---	---	---	---	---	121,500	---																								
Max.		18,640	5.2	17,720	1,226	170.1	0.60	2,000	30	0.033	108.5	4.52	1.8	4.17	4,100	0.50																								
Min.		18,190	7.0	17,000	440	167.5	0.48	1,000	30	0.026	53.8	2.34	1.7	4.17	3,700	0.50																								
Ave.		18,508	6.8	17,328	860	168.7	0.56	1,290	30	0.030	69.7	3.39	1.7	4.17	3,919	0.50																								

Month	Day	Amount of Raw Water	Ratio of Loss	Delivery of Distribution	Turb. of Raw Water	Water Level in Mekong	Consumption of Chemicals			Dosing Rate of Chemicals					Consumption of Electricity	Residual Chloline	Number of Times for Coriform Group Analysis	Working Hours for Pump Operation (hr)								Number of Times for Cleanning / Washing (Time)												Number of Times of Equip. Repair (Time)	
							Polymer	Alum	Hypo	Polymer	Alum		Hypo					Intake Pump				Distribution Pump				Cleaning for Sedimentation Basin				Washing for Gravel Filter				Washing for Filter Basin				Electrical Equip.	Pump Equip.
		(m^3/d)	(%)	(m^3/d)	(NTU)	(m)	(kg/d)	(kg/d)	(kg/d)	Calcu. (mg/l)	Calcu. (mg/l)	Record (mg/l)	Calcu. (mg/l)	Record (mg/l)	(kWh)	(ppm)		1	2	3	4	1	2	3	4	1	2	3	4	1	2	3	4	1	2	3	4		
Sep	1	18,540	8.0	17,170	986	168.1	0.60	2,000	30	0.032	107.9	4.12	1.7	4.17	3,600	0.5																								
	2	18,540	8.5	17,080	780	168.2	0.60	1,000	30	0.032	53.9	4.04	1.8	4.17	4,000	0.5																								
	3	18,520	6.7	17,350	645	168.5	0.48	1,000	30	0.026	54.0	3.12	1.7	4.17	3,900	0.5																								
	4	18,540	7.9	17,190	608	169.5	0.48	2,000	30	0.026	107.9	3.15	1.7	4.17	3,900	0.5																								
	5	18,510	6.0	17,460	940	169.9	0.60	1,000	30	0.032	54.0	3.72	1.7	4.17	4,000	0.5																								
	6	18,530	5.5	17,560	994	170.1	0.60	1,000	30	0.032	54.0	3.70	1.7	4.17	3,900	0.5																								
	7	18,540	6.7	17,380	987	170.0	0.60	2,000	30	0.032	107.9	3.79	1.7	4.17	4,000	0.5																								
	8	18,520	8.8	17,020	1,812	169.9	0.60	1,000	30	0.032	54.0	5.09	1.8	4.17	3,800	0.5																								
	9	18,500	6.8	17,320	1,650	169.7	0.60	2,000	30	0.032	108.1	4.95	1.7	4.17	4,000	0.5																								
	10	18,440	6.9	17,250	1,204	169.3	0.60	2,000	30	0.033	108.5	4.00	1.7	4.17	3,900	0.5																								
	11	18,210	7.0	17,020	1,266	169.3	0.60	1,000	30	0.033	54.9	4.95	1.8	4.17	3,700	0.5																								
	12	17,060	9.0	15,650	1,570	169.4	0.60	2,000	30	0.035	117.2	4.80	1.9	4.17	3,500	0.5																								
	13	18,540	6.7	17,370	1,208	169.2	0.60	1,000	30	0.032	53.9	4.04	1.7	4.17	3,900	0.5																								
	14	18,480	6.3	17,380	1,136	169.8	0.60	2,000	30	0.032	108.2	3.70	1.7	4.17	3,800	0.5																								
	15	18,520	5.9	17,480	1,380	168.4	0.60	2,000	30	0.032	108.0	5.50	1.7	4.17	4,000	0.5																								
	16	18,500	5.2	17,590	1,382	168.2	0.60	2,000	30	0.032	108.1	5.83	1.7	4.17	4,000	0.5																								
	17	18,460	8.1	17,080	798	168.4	0.60	1,000	30	0.033	54.2	3.70	1.8	4.17	3,700	0.5																								
	18	18,540	6.7	17,380	861	168.5	0.60	2,000	30	0.032	107.9	3.91	1.7	4.17	4,000	0.5																								
	19	18,520	7.7	17,200	783	168.8	0.60	1,000	30	0.032	54.0	3.70	1.7	4.17	3,800	0.5																								
	20	18,540	7.4	17,270	543	168.2	0.48	1,000	30	0.026	53.9	2.37	1.7	4.17	3,800	0.5																								
	21	18,520	6.9	17,320	575	168.0	0.48	1,000	30	0.026	54.0	2.37	1.7	4.17	4,000	0.5																								
	22	18,520	6.6	17,370	576	168.0	0.48	1,000	30	0.026	54.0	2.37	1.7	4.17	4,000	0.5																								
	23	18,540	6.5	17,410	657	167.9	0.48	1,000	30	0.026	53.9	2.45	1.7	4.17	3,800	0.5																								
	24	18,780	8.2	17,360	701	167.8	0.60	1,000	30	0.032	53.2	2.70	1.7	4.17	4,100	0.5																								
	25	18,500	7.5	17,210	723	167.6	0.60	1,000	30	0.032	54.1	2.70	1.7	4.17	3,800	0.5																								
	26	18,440	7.0	17,230	835	167.4	0.60	2,000	30	0.033	108.5	2.66	1.7	4.17	3,900	0.5																								
	27	18,540	6.7	17,380	755	167.2	0.60	1,000	30	0.032	53.9	2.70	1.7	4.17	4,000	0.5																								
	28	18,530	7.8	17,190	758	167.0	0.48	1,000	30	0.026	54.0	3.04	1.7	4.17	3,900	0.5																								
	29	18,500	7.2	17,250	677	166.7	0.48	1,000	30	0.026	54.1	2.96	1.7	4.17	3,800	0.5																								
	30	18,490	6.0	17,450	670	166.5	0.48	1,000	30	0.026	54.1	3.01	1.7	4.17	3,900	0.5																								
Total		553,910	7.1	517,370	---	---	16.92	41,000	900	---	---	---	---	---	116,400	---																								
Max.		18,780	6.8	17,590	1,812	170.1	0.60	2,000	30	0.035	117.2	5.83	1.9	4.17	4,100	0.50																								
Min.		17,060	9.0	15,650	543	166.5	0.48	1,000	30	0.026	53.2	2.37	1.7	4.17	3,500	0.50																								
Ave.		18,464	7.1	17,246	949	168.5	0.56	1,367	30	0.031	74.1	3.64	1.7	4.17	3,880	0.50																								
Oct	1	18,510	7.8	17,170	908	166.3	0.48	1,000	30	0.026	54.0	3.43	1.7	4.17	3,800	0.5																								
	2	18,540	7.5	17,240	792	166.2	0.48	2,000	30	0.026	107.9	3.51	1.7	4.17	3,900	0.5																								
	3	18,460	7.3	17,210	550	166.1	0.48	1,000	30	0.026	54.2	2.58	1.7	4.17	4,000	0.5																								
	4	18,530	6.7	17,360	532	166.3	0.48	1,000	30	0.026	54.0	2.78	1.7	4.17	3,800	0.5																								
	5	18,540	7.9	17,180	417	165.6	0.48	1,000	30	0.026	53.9	2.44	1.7	4.17	3,800	0.5																								
	6	18,520	7.4	17,240	400	166.4	0.36	1,000	30	0.019	54.0	2.25	1.7	4.17	4,000	0.5																								
	7	18,490	7.5	17,200	638	165.7	0.48	1,000	30	0.026	54.1	3.01	1.7	4.17	3,800	0.5																								
	8	18,520	8.2	17,110	875	165.5	0.48	1,000	30	0.026	54.0	3.12	1.8	4.17	3,800	0.5																								
	9	18,540	7.4	17,270	700	165.3	0.36	1,000	30	0.019	53.9	2.45	1.7	4.17	3,800	0.5																								
	10	18,530	7.4	17,250	578	166.4	0.48	1,000	30	0.026	54.0	2.79	1.7	4.17	3,700	0.5																								
	11	18,540	8.4	17,110	1,066	166.5	0.60	2,000	30	0.032	107.9	4.04	1.8	4.17	3,800	0.5																								
	12	18,520	7.9	17,170	632	166.3	0.48	1,000	30	0.026	54.0	3.50	1.7	4.17	3,900	0.5																								
	13	18,500	8.0	17,130	642	166.2	0.48	1,000	30	0.026	54.1	3.45	1.8	4.17	3,700	0.5																								
	14	18,600	8.2	17,190	660	165.8	0.48	1,000	30	0.026	53.8	3.52	1.7	4.17	3,800	0.5																								
	15	18,540	7.8	17,200	604	165.5	0.48	1,000	30	0.026	53.9	2.63	1.7	4.17	4,000	0.5																								
	16	18,500	7.3	17,240	608	165.4	0.48	1,000	30	0.026	54.1	2.40	1.7	4.17	3,800	0.5																								
	17	18,320	6.9	17,130	564	165.3	0.48	1,000	30	0.026	54.6	2.75	1.8	4.17	3,800	0.5																								
	18	18,540	7.7	17,210	560	165.0	0.48	1,000	30	0.026	53.9	2.79	1.7	4.17	3,900	0.5																								
	19	18,540	8.1	17,150	573	164.7	0.48	1,000	30	0.026	53.9	2.36	1.7	4.17	3,800	0.5																								
	20	18,520	7.3	17,260	506	164.5	0.48	1,000	30	0.026	54.0	2.45	1.7	4.17	3,800	0.5																								
	21	18,480	7.6	17,170	556	164.6	0.48	2,000	30	0.026	108.2	3.13	1.7	4.17	3,800	0.5																								
	22	18,510	6.4	17,400	456	164.7	0.36	1,000	30	0.019	54.0	2.54	1.7	4.17	3,800	0.5																								
	23	18,500	8.1	17,110	368	164.5	0.48	1,000	30	0.026	54.1	2.12	1.8	4.17	3,800	0.5																								
	24	18,540	7.0	17,320	380	164.4	0.24	1,000	30	0.013	53.9	2.12	1.7	4.17	3,900	0.5																								
	25	18,520	7.7	17,190	468	164.8	0.36	1,000	30	0.019	54.0	2.45	1.7	4.17	3,800	0.5																								
	26	18,540	7.8	17,200	483	165.0	0.48	1,000	30	0.026	53.9	2.19	1.7	4.17	3,700	0.5																								
	27	18,520	7.9	17,170	488	165.0	0.48	1,000	30	0.026	54.0	2.25	1.7	4.17	4,000	0.5																								
	28	18,500	6.8	17,320	946	164.9	0.48	1,000	30	0.026	54.1	3.57	1.7	4.17	3,900	0.5																								
	29	18,480	7.7	17,160	570	164.8	0.48	1,000	30	0.026	54.1	2.79	1.7	4.17	3,800	0.5																								
	30	18,580	7.8	17,240	418	165.5	0.48	1,000	30	0.026	53.8	2.37	1.7	4.17	3,900	0.5																								
	31	18,510	7.2	17,260	696	166.6	0.60	1,000	30	0.032	54.0	3.04	1.7	4.17	3,900	0.5																								
Total		573,980	7.6	533,560	---	---	14.40	34,000	930	---	---	---	---	---	119,000	---																								
Max.		18,600	6.9	17,400	1,066	166.6	0.60	2,000	30	0.032	108.2	4.04	1.8	4.17	4,000	0.50																								
Min.		18,320	7.1	17,110	368	164.4	0.24	1,000	30	0.013	53.8	2.12	1.7	4.17	3,700	0.50																								
Ave.		18,515	7.6	17,212	601	165.5	0.46	1,097	30	0.025	59.2	2.80	1.7	4.17	3,839	0.50																								

Month	Day	Amount of Raw Water	Ratio of Loss	Delivery of Distribution	Turb. of Raw Water	Water Level in Mekong	Consumption of Chemicals			Dosing Rate of Chemicals					Consumption of Electricity	Residual Chloline	Number of Times for Coriform Group Analysis	Working Hours for Pump Operation (hr)								Number of Times for Cleanning / Washing (Time)												Number of Times of Equip. Repair (Time)	
							Polymer	Alum	Hypo	Polymer	Alum		Hypo					Intake Pump				Distribution Pump				Cleaning for Sedimentation Basin				Washing for Gravel Filter				Washing for Filter Basin				Electrical Equip.	Pump Equip.
										Calcu.	Calcu.	Record	Calcu.	Record				1	2	3	4	1	2	3	4	1	2	3	4	1	2	3	4	1	2	3	4		
		(m^3/d)	(%)	(m^3/d)	(NTU)	(m)	(kg/d)	(kg/d)	(kg/d)	(mg/l)	(mg/l)	(mg/l)	(mg/l)	(mg/l)	(kWh)	(ppm)																								
Nov	1	18,500	7.7	17,170	745	166.4	0.48	1,000	30	0.026	54.1	2.70	1.7	4.17	3,800	0.5																								
	2	18,480	7.2	17,240	868	167.1	0.60	1,000	30	0.032	54.1	3.48	1.7	4.17	4,000	0.5																								
	3	18,460	7.3	17,200	860	168.7	0.60	2,000	30	0.033	108.3	3.51	1.7	4.17	3,900	0.5																								
	4	18,480	7.3	17,220	1,248	166.5	0.60	1,000	30	0.032	54.1	4.23	1.7	4.17	3,900	0.5																								
	5	18,540	7.5	17,250	1,330	166.3	0.60	2,000	30	0.032	107.9	4.71	1.7	4.17	3,900	0.5																								
	6	18,540	8.7	17,060	1,106	166.4	0.60	1,000	30	0.032	53.9	3.38	1.8	4.17	3,900	0.5																								
	7	18,530	7.9	17,180	785	166.0	0.48	1,000	30	0.026	54.0	3.04	1.7	4.17	3,900	0.5																								
	8	18,540	7.8	17,200	618	166.4	0.48	1,000	30	0.026	53.9	2.73	1.7	4.17	3,700	0.5																								
	9	18,520	7.9	17,170	665	166.1	0.48	1,000	30	0.026	54.0	2.76	1.7	4.17	3,600	0.5																								
	10	18,540	8.0	17,160	1,336	165.4	0.60	1,000	30	0.032	53.9	3.79	1.7	4.17	3,700	0.5																								
	11	18,530	7.6	17,220	1,480	164.3	0.60	2,000	30	0.032	107.9	4.47	1.7	4.17	4,000	0.5																								
	12	18,500	7.8	17,160	1,104	165.5	0.60	1,000	30	0.032	54.1	3.04	1.7	4.17	3,900	0.5																								
	13	18,520	8.0	17,150	996	164.4	0.48	1,000	30	0.026	54.0	3.46	1.7	4.17	4,000	0.5																								
	14	18,540	7.7	17,220	723	164.5	0.60	1,000	30	0.032	53.9	3.12	1.7	4.17	4,000	0.5																								
	15	18,530	6.6	17,380	700	164.6	0.48	2,000	30	0.026	107.9	2.75	1.7	4.17	4,000	0.5																								
	16	16,850	12.3	15,010	685	164.5	0.48	1,000	30	0.028	59.3	2.29	2.0	4.17	3,500	0.5																								
	17	15,700	9.7	14,310	680	164.4	0.56	1,000	30	0.036	63.7	2.65	2.1	4.17	3,200	0.5																								
	18	15,900	26.7	12,550	687	164.3	0.48	1,000	30	0.030	62.9	2.00	2.4	4.17	2,700	0.5																								
	19	16,800	8.7	15,450	585	164.5	0.48	1,000	30	0.029	59.5	2.00	1.9	4.17	2,800	0.5																								
	20	15,660	11.0	14,110	518	164.3	0.36	1,000	30	0.023	63.9	1.95	2.1	4.17	3,100	0.5																								
	21	16,800	27.2	13,210	535	164.1	0.36	1,000	30	0.021	59.5	2.00	2.3	4.17	2,800	0.5																								
	22	16,800	26.8	13,250	398	163.8	0.36	500	30	0.021	29.8	2.00	2.3	4.17	2,700	0.5																								
	23	16,320	22.8	13,290	390	163.8	0.36	1,000	30	0.022	61.3	1.66	2.3	4.17	3,000	0.5																								
	24	15,600	24.7	12,510	385	163.7	0.36	750	30	0.023	48.1	1.33	2.4	4.17	2,900	0.5																								
	25	16,320	35.9	12,010	387	163.4	0.36	750	30	0.022	46.0	2.00	2.5	4.17	2,700	0.5																								
	26	15,650	20.1	13,030	518	163.4	0.36	750	30	0.023	47.9	2.00	2.3	4.17	2,900	0.5																								
	27	16,320	32.3	12,340	485	163.5	0.36	750	30	0.022	46.0	2.00	2.4	4.17	2,700	0.5																								
	28	14,400	10.4	13,040	318	163.4	0.36	750	30	0.025	52.1	1.33	2.3	4.17	2,800	0.5																								
	29	15,660	17.1	13,370	285	163.4	0.36	500	30	0.023	31.9	1.63	2.2	4.17	2,900	0.5																								
	30	15,840	19.9	13,210	390	163.0	0.24	750	30	0.015	47.3	1.66	2.3	4.17	2,800	0.5																								
Total		518,370	13.0	458,670	---	---	14.12	31,500	900	---	---	---	---	---	101,700	---																								
Max.		18,540	6.7	17,380	1,480	168.7	0.60	2,000	30	0.036	108.3	4.71	2.5	4.17	4,000	0.50																								
Min.		14,400	19.9	12,010	285	163.0	0.24	500	30	0.015	29.8	1.33	1.7	4.17	2,700	0.50																								
Ave.		17,279	13.0	15,289	727	164.9	0.47	1,050	30	0.027	60.2	2.66	2.0	4.17	3,390	0.50																								
Dec	1	15,730	18.9	13,230	394	163.0	0.24	750	30	0.015	47.7	1.54	2.3	4.17	2,900	0.5																								
	2	17,850	9.6	16,290	390	162.4	0.24	750	30	0.013	42.0	2.43	1.8	4.17	3,300	0.5																								
	3	17,900	10.4	16,210	382	163.8	0.24	750	30	0.013	41.9	2.43	1.9	4.17	3,700	0.5																								
	4	18,000	7.7	16,720	279	162.5	0.18	750	30	0.010	41.7	1.74	1.8	4.17	3,200	0.5																								
	5	17,980	4.2	17,250	218	162.7	0.18	500	30	0.010	27.8	1.61	1.7	4.17	3,600	0.5																								
	6	18,060	5.4	17,130	215	163.8	0.18	500	30	0.010	27.7	1.63	1.8	4.17	3,300	0.5																								
	7	18,000	25.7	14,320	266	162.0	0.18	500	30	0.010	27.8	1.98	2.1	4.17	3,600	0.5																								
	8	17,850	20.2	14,850	264	163.0	0.18	500	30	0.010	28.0	2.49	2.0	4.17	3,400	0.5																								
	9	17,900	22.5	14,610	266	162.7	0.18	500	30	0.010	27.9	2.43	2.1	4.17	3,500	0.5																								
	10	16,140	24.5	12,960	202	162.2	0.18	500	30	0.011	31.0	2.15	2.3	4.17	3,100	0.5																								
	11	17,990	19.2	15,090	201	162.0	0.18	500	30	0.010	27.8	1.95	2.0	4.17	3,700	0.5																								
	12	17,820	26.5	14,090	185	162.0	0.24	500	30	0.013	28.1	1.98	2.1	4.17	3,600	0.5																								
	13	17,850	30.4	13,690	168	162.0	0.24	500	30	0.013	28.0	1.69	2.2	4.17	3,600	0.5																								
	14	17,820	17.9	15,120	183	162.0	0.24	500	30	0.013	28.1	1.60	2.0	4.17	3,500	0.5																								
	15	17,970	25.9	14,270	188	162.2	0.24	500	30	0.013	27.8	2.12	2.1	4.17	3,600	0.5																								
	16	17,801	29.9	13,700	185	162.1	0.36	500	30	0.020	28.1	2.12	2.2	4.17	3,700	0.5																								
	17	18,000	20.7	14,910	286	162.2	0.36	500	30	0.020	27.8	2.31	2.0	4.17	3,600	0.5																								
	18	18,010	35.7	13,270	287	162.2	0.36	500	30	0.020	27.8	2.27	2.3	4.17	3,300	0.5																								
	19	17,890	24.3	14,388	288	162.0	0.24	500	30	0.013	27.9	2.02	2.1	4.17	3,600	0.5																								
	20	18,090	16.8	15,490	176	162.0	0.24	500	30	0.013	27.6	1.60	1.9	4.17	3,700	0.5																								
	21	17,830	26.9	14,050	156	162.0	0.24	500	30	0.013	28.0	1.41	2.1	4.17	3,600	0.5																								
	22	17,910	32.5	13,520	215	161.9	0.24	500	30	0.013	27.9	2.02	2.2	4.17	3,400	0.5																								
	23	18,000	18.3	15,220	213	162.0	0.24	500	30	0.013	27.8	2.06	2.0	4.17	3,600	0.5																								
	24	17,940	27.1	14,110	178	162.0	0.24	500	30	0.013	27.9	1.75	2.1	4.17	3,600	0.5																								
	25	17,730	35.9	13,050	165	161.9	0.24	500	30	0.014	28.2	1.69	2.3	4.17	3,300	0.5																								
	26	17,940	20.5	14,890	172	161.9	0.24	500	30	0.013	27.9	1.75	2.0	4.17	3,700	0.5																								
	27	17,730	20.5	14,710	170	161.9	0.24	500	30	0.014	28.2	1.69	2.0	4.17	3,500	0.5																								
	28	17,730	24.5	14,240	175	161.8	0.24	500	30	0.014	28.2	1.69	2.1	4.17	3,500	0.5																								
	29	17,850	22.9	14,520	176	161.8	0.24	500	30	0.013	28.0	1.73	2.1	4.17	3,600	0.5																								
	30	17,630	24.2	14,190	176	161.8	0.24	500	30	0.014	28.4	1.66	2.1	4.17	3,400	0.5																								
	31	17,630	26.4	13,950	178	161.8	0.24	500	30	0.014	28.4	1.69	2.2	4.17	3,400	0.5																								
Total		550,571	21.3	454,038	---	---	7.32	16,500	930	---	---	---	---	---	108,100	---																								
Max.		18,090	4.9	17,250	394	163.8	0.36	750	30	0.020	47.7	2.49	2.3	4.17	3,700	0.5																								
Min.		15,730	21.4	12,960	156	161.8	0.18	500	30	0.010	27.6	1.41	1.7	4.17	2,900	0.5																								
Ave.		17,760	21.3	14,646	226	162.2	0.24	532	30	0.013	30.0	1.91	2.1	4.17	3,487	0.5																								
TOTAL		6,543,527	8.4	6,033,858	---	---	156.32	289,500	10,950	---	---	---	---	---	1,352,700	---																								
MAX.		18,850	3.1	18,280	2,808	170.1	0.84	2,500	30	0.045	134.8	6.79	2.5	4.17	4,100	0.6																								
MIN.		14,400	19.9	12,010	35	154.5	0.18	100	30	0.010	5.4	1.33	1.6	4.17	2,700	0.4																								
AVE.		17,927	8.4	16,531	493	164.0	0.43	793	30	0.024	43.6	2.83	1.8	4.17	3,706	0.5																								

MONTHLY STASTIC OPERATION RECORD OF KAOLIEO WTP IN 2002

Month	Day	Amount of Raw Water	Ratio of Loss	Delivery of Distribution	Turb. of Raw Water	Water Level in Mekong	Consumption of Chemicals			Dosing Rate of Chemicals					Consumption of Electricity	Residual Chloline	Number of Times for Coriform Group Analysis	Working Hours for Pump Operation (hr)								Number of Times for Cleanning / Washing (Time)												Number of Times of Equip. Repair (Times)	
							Polymer	Alum	Hypo	Polymer	Alum		Hypo					Intake Pump				Distribution Pump				Cleaning for Sedimentation Basin				Washing for Gravel Filter				Washing for Filter Basin				Electrical Equip.	Pump Equip.
		(m^3/d)	(%)	(m^3/d)	(NTU)	(m)	(kg/d)	(kg/d)	(kg/d)	Calcu. (mg/l)	Calcu. (mg/l)	Record (mg/l)	Calcu. (mg/l)	Record (mg/l)	(kWh)	(ppm)		1	2	3	4	1	2	3	4	1	2	3	4	1	2	3	4	1	2	3	4		
Jan	1	17,070	13.0	15,110	175	161.1	0.24	500	30	0.014	29.3	1.60	2.0	4.17	3,600	0.5																								
	2	17,730	16.8	15,180	174	160.0	0.24	500	30	0.014	28.2	1.79	2.0	4.17	3,500	0.5																								
	3	17,070	26.4	13,510	172	161.1	0.24	500	30	0.014	29.3	1.69	2.2	4.17	3,600	0.5																								
	4	17,460	16.1	15,040	122	161.1	0.24	500	30	0.014	28.6	1.69	2.0	4.17	3,700	0.5																								
	5	17,730	30.1	13,630	132	160.0	0.24	500	30	0.014	28.2	1.69	2.2	4.17	3,800	0.5																								
	6	17,830	28.0	13,930	135	160.3	0.24	500	30	0.013	28.0	1.73	2.2	4.17	3,600	0.5																								
	7	17,730	18.3	14,990	188	161.3	0.24	500	30	0.014	28.2	1.67	2.0	4.17	3,700	0.5																								
	8	17,250	19.7	14,410	165	161.0	0.24	500	30	0.014	29.0	1.69	2.1	4.17	3,500	0.5																								
	9	17,250	29.8	13,290	128	161.0	0.21	400	30	0.012	23.2	1.73	2.3	4.17	3,600	0.5																								
	10	17,250	27.7	13,510	145	161.0	0.00	400	30	0.000	23.2	1.41	2.2	4.17	3,600	0.5																								
	11	17,260	24.0	13,920	138	161.0	0.00	400	30	0.000	23.2	1.69	2.2	4.17	3,300	0.5																								
	12	17,250	32.0	13,070	136	160.0	0.00	400	30	0.000	23.2	1.46	2.3	4.17	3,600	0.5																								
	13	17,380	22.9	14,140	135	161.0	0.00	400	30	0.000	23.0	1.35	2.1	4.17	2,900	0.5																								
	14	15,080	33.6	11,290	121	161.0	0.00	400	30	0.000	26.5	1.35	2.7	4.17	2,800	0.5																								
	15	16,100	48.8	10,820	126	161.0	0.00	400	30	0.000	24.8	1.43	2.8	4.17	3,600	0.5																								
	16	17,360	20.9	14,360	131	160.9	0.00	400	30	0.000	23.0	1.38	2.1	4.17	3,500	0.5																								
	17	17,460	25.4	13,920	138	161.0	0.00	400	30	0.000	22.9	1.35	2.2	4.17	3,300	0.5																								
	18	17,250	31.6	13,110	138	161.0	0.00	400	30	0.000	23.2	1.46	2.3	4.17	3,500	0.5																								
	19	17,260	20.4	14,340	140	160.8	0.00	400	30	0.000	23.2	1.35	2.1	4.17	3,500	0.5																								
	20	17,250	17.3	14,700	138	160.0	0.00	400	30	0.000	23.2	1.49	2.0	4.17	3,500	0.5																								
	21	17,580	34.9	13,030	135	160.8	0.00	400	30	0.000	22.8	1.69	2.3	4.17	3,300	0.5																								
	22	17,360	23.9	14,010	130	160.8	0.00	400	30	0.000	23.0	1.69	2.1	4.17	3,400	0.5																								
	23	17,580	28.8	13,650	137	160.8	0.00	400	30	0.000	22.8	1.79	2.2	4.17	3,500	0.5																								
	24	17,480	33.5	13,090	135	160.8	0.00	400	30	0.000	22.9	1.72	2.3	4.17	3,200	0.5																								
	25	17,250	21.1	14,240	128	160.7	0.00	400	30	0.000	23.2	1.70	2.1	4.17	3,600	0.5																								
	26	16,490	19.8	13,770	132	161.1	0.24	400	30	0.015	24.3	1.60	2.2	4.17	3,200	0.5																								
	27	17,580	34.0	13,120	137	160.0	0.24	400	30	0.014	22.8	1.79	2.3	4.17	3,400	0.5																								
	28	17,250	19.5	14,430	125	161.1	0.24	400	30	0.014	23.2	1.89	2.1	4.17	3,600	0.5																								
	29	17,250	22.3	14,110	127	161.1	0.24	400	30	0.014	23.2	1.69	2.1	4.17	3,400	0.5																								
	30	17,250	24.5	13,850	138	160.0	0.24	400	30	0.014	23.2	1.69	2.2	4.17	3,300	0.5																								
	31	17,460	14.5	15,250	130	160.3	0.24	400	30	0.014	22.9	1.73	2.0	4.17	3,700	0.5																								
Total		534,550	24.7	428,820	---	---	3.57	13,200	930	---	---	---	---	---	107,300	---																								
Max.		17,830	16.9	15,250	188	161.3	0.24	500	30	0.015	29.3	1.89	2.8	4.17	3,800	0.5																								
Min.		15,080	39.4	10,820	121	160.0	0.00	400	30	0.000	22.8	1.35	2.0	4.17	2,800	0.5																								
Ave.		17,244	24.7	13,833	140	160.7	0.12	426	30	0.007	24.7	1.61	2.2	4.17	3,461	0.5																								
Feb	1	17,370	21.0	14,360	126	161.3	0.24	400	30	0.014	23.0	1.67	2.1	4.17	3,400	0.5																								
	2	17,250	15.7	14,910	138	161.0	0.24	400	30	0.014	23.2	1.69	2.0	4.17	3,700	0.5																								
	3	17,460	11.1	15,720	120	161.0	0.21	400	30	0.012	22.9	1.73	1.9	4.17	3,600	0.5																								
	4	17,370	20.3	14,440	87	161.0	0.00	400	30	0.000	23.0	1.41	2.1	4.17	3,500	0.5																								
	5	16,510	12.7	14,650	87	161.0	0.00	400	30	0.000	24.2	1.69	2.0	4.17	3,600	0.5																								
	6	17,580	11.8	15,720	82	160.0	0.00	400	30	0.000	22.8	1.46	1.9	4.17	3,600	0.5																								
	7	17,250	22.0	14,140	118	161.0	0.00	400	30	0.000	23.2	1.35	2.1	4.17	3,400	0.5																								
	8	17,250	26.2	13,670	87	161.0	0.00	400	30	0.000	23.2	1.35	2.2	4.17	3,200	0.5																								
	9	17,480	12.1	15,590	85	161.0	0.00	400	30	0.000	22.9	1.43	1.9	4.17	3,500	0.5																								
	10	17,350	18.4	14,650	98	160.9	0.00	400	30	0.000	23.1	1.38	2.0	4.17	3,400	0.5																								
	11	17,250	28.8	13,390	76	161.0	0.00	400	30	0.000	23.2	1.35	2.2	4.17	3,400	0.5																								
	12	17,580	13.4	15,500	70	161.0	0.00	400	30	0.000	22.8	1.46	1.9	4.17	3,700	0.5																								
	13	17,250	18.5	14,560	75	160.8	0.00	400	30	0.000	23.2	1.35	2.1	4.17	3,300	0.5																								
	14	18,010	27.4	14,140	78	160.0	0.00	400	30	0.000	22.2	1.49	2.1	4.17	3,500	0.5																								
	15	16,820	6.0	15,870	108	160.8	0.00	400	30	0.000	23.8	1.42	1.9	4.17	3,600	0.5																								
	16	17,370	19.4	14,550	84	160.8	0.00	400	30	0.000	23.0	1.38	2.1	4.17	3,300	0.5																								
	17	17,250	23.0	14,030	95	160.8	0.00	400	30	0.000	23.2	1.35	2.1	4.17	3,500	0.5																								
	18	17,480	10.2	15,860	110	160.8	0.00	400	30	0.000	22.9	1.49	1.9	4.17	3,400	0.5																								
	19	17,370	18.2	14,700	105	160.7	0.00	400	30	0.000	23.0	1.38	2.0	4.17	3,500	0.5																								
	20	17,250	24.4	13,870	97	160.7	0.00	400	30	0.000	23.2	1.35	2.2	4.17	3,300	0.5																								
	21	17,460	10.8	15,760	97	160.7	0.00	400	30	0.000	22.9	1.42	1.9	4.17	3,500	0.5																								
	22	17,350	15.3	15,050	97	160.7	0.00	400	30	0.000	23.1	1.66	2.0	4.17	3,300	0.5																								
	23	17,250	22.0	14,140	95	160.5	0.00	400	30	0.000	23.2	1.35	2.1	4.17	3,400	0.5																								
	24	17,250	9.5	15,750	92	160.5	0.00	400	30	0.000	23.2	1.35	1.9	4.17	3,600	0.5																								
	25	17,580	17.1	15,010	121	160.8	0.00	400	30	0.000	22.8	1.46	2.0	4.17	3,300	0.5																								
	26	17,250	14.5	15,070	119	160.5	0.00	400	30	0.000	23.2	1.35	2.0	4.17	3,400	0.5																								
	27	17,460	11.9	15,600	120	160.8	0.00	400	30	0.000	22.9	1.41	1.9	4.17	3,400	0.5																								
	28	17,370	13.9	15,250	102	160.7	0.00	400	30	0.000	23.0	1.39	2.0	4.17	3,400	0.5																								
Total		485,470	16.7	415,950	---	---	0.69	11,200	840	---	---	---	---	---	96,700	---																								
Max.		18,010	13.5	15,870	138	161.3	0.24	400	30	0.014	24.2	1.73	2.2	4.17	3,700	0.5																								
Min.		16,510	23.3	13,390	70	160.0	0.00	400	30	0.000	22.2	1.35	1.9	4.17	3,200	0.5																								
Ave.		17,338	16.7	14,855	99	160.8	0.02	400	30	0.001	23.1	1.45	2.0	4.17	3,454	0.5																								

Month	Day	Amount of Raw Water	Ratio of Loss	Delivery of Distribution	Turb. of Raw Water	Water Level in Mekong	Consumption of Chemicals			Dosing Rate of Chemicals					Consumption of Electricity	Residual Chloline	Number of Times for Coriform Group Analysis	Working Hours for Pump Operation (hr)								Number of Times for Cleanning / Washing (Time)												Number of Times of Equip. Repair	
							Polymer	Alum	Hypo	Polymer	Alum		Hypo					Intake Pump				Distribution Pump				Cleaning for Sedimentation Basin				Washing for Gravel Filter				Washing for Filter Basin				Electrical Equip.	Pump Equip.
		(m^3/d)	(%)	(m^3/d)	(NTU)	(m)	(kg/d)	(kg/d)	(kg/d)	Calcu. (mg/l)	Calcu. (mg/l)	Record (mg/l)	Calcu. (mg/l)	Record (mg/l)	(kWh)	(ppm)		1	2	3	4	1	2	3	4	1	2	3	4	1	2	3	4	1	2	3	4		
Mar	1	17,250	16.5	14,810	79	160.5	0.00	400	30	0.000	23.2	1.35	2.0	4.17	3,400	0.5																								
	2	17,250	11.9	15,410	78	160.6	0.00	400	30	0.000	23.2	1.35	1.9	4.17	3,400	0.5																								
	3	17,580	16.1	15,140	76	160.5	0.00	300	30	0.000	17.1	1.54	2.0	4.17	3,500	0.5																								
	4	17,250	15.0	15,000	90	160.5	0.00	300	30	0.000	17.4	1.68	2.0	4.17	3,300	0.5																								
	5	17,370	11.4	15,590	89	160.5	0.00	300	30	0.000	17.3		1.9	4.17	3,500	0.5																								
	6	17,470	10.9	15,760	87	160.6	0.00	300	30	0.000	17.2	1.80	1.9	4.17	3,300	0.5																								
	7	17,250	17.0	14,740	87	160.8	0.00	300	30	0.000	17.4	1.68	2.0	4.17	3,500	0.5																								
	8	17,470	14.5	15,260	89	160.6	0.00	300	30	0.000	17.2	1.80	2.0	4.17	3,600	0.5																								
	9	17,370	11.3	15,610	89	160.6	0.00	300	30	0.000	17.3	1.72	1.9	4.17	3,400	0.5																								
	10	17,250	14.2	15,100	85	160.8	0.00	300	30	0.000	17.4	1.68	2.0	4.17	3,400	0.5																								
	11	17,580	14.5	15,350	83	160.3	0.00	300	30	0.000	17.1	1.79	2.0	4.17	3,500	0.5																								
	12	17,250	9.9	15,700	87	160.4	0.00	300	30	0.000	17.4	1.68	1.9	4.17	3,200	0.5																								
	13	17,250	15.1	14,990	81	160.5	0.00	300	30	0.000	17.4	1.68	2.0	4.17	3,400	0.5																								
	14	17,460	11.0	15,730	78	160.4	0.00	300	30	0.000	17.2	1.75	1.9	4.17	3,500	0.5																								
	15	16,160	10.6	14,610	76	160.3	0.00	300	30	0.000	18.6	1.70	2.1	4.17	3,200	0.5																								
	16	17,370	20.1	14,460	87	160.3	0.00	300	30	0.000	17.3	1.27	2.1	4.17	3,200	0.5																								
	17	17,470	11.0	15,740	80	160.3	0.00	300	30	0.000	17.2	1.76	1.9	4.17	3,500	0.5																								
	18	17,580	21.0	14,530	80	160.3	0.00	300	30	0.000	17.1	1.79	2.1	4.17	3,200	0.5																								
	19	17,370	18.2	14,700	81	160.3	0.00	300	30	0.000	17.3	1.72	2.0	4.17	3,400	0.5																								
	20	17,370	13.0	15,370	76	160.3	0.00	300	30	0.000	17.3	1.72	2.0	4.17	3,600	0.5																								
	21	17,490	14.8	15,230	75	160.3	0.00	300	30	0.000	17.2	1.82	2.0	4.17	3,400	0.5																								
	22	17,370	20.0	14,470	78	160.3	0.00	300	30	0.000	17.3	1.72	2.1	4.17	3,300	0.5																								
	23	17,370	11.9	15,520	80	160.3	0.00	300	30	0.000	17.3	1.72	1.9	4.17	3,400	0.5																								
	24	17,470	14.9	15,210	76	160.3	0.00	300	30	0.000	17.2	1.75	2.0	4.17	3,500	0.5																								
	25	17,370	17.1	14,830	75	160.3	0.00	300	30	0.000	17.3	1.72	2.0	4.17	3,300	0.5																								
	26	17,470	9.0	16,030	100	160.2	0.00	300	30	0.000	17.2	2.85	1.9	4.17	3,400	0.5																								
	27	17,580	21.8	14,430	74	160.3	0.00	300	30	0.000	17.1	1.79	2.1	4.17	3,400	0.5																								
	28	17,350	20.2	14,440	76	160.5	0.00	300	30	0.000	17.3	1.71	2.1	4.17	3,200	0.5																								
	29	17,250	13.9	15,150	79	160.2	0.00	300	30	0.000	17.4	1.70	2.0	4.17	3,400	0.5																								
	30	16,190	16.0	13,960	78	160.3	0.00	300	30	0.000	18.5	1.67	2.1	4.17	3,100	0.5																								
	31	17,350	19.4	14,530	79	160.8	0.00	300	30	0.000	17.3	1.71	2.1	4.17	3,300	0.5																								
Total		536,630	14.8	467,400	---	---	0.00	9,500	930	---	---	---	---	---	104,700	---																								
Max.		17,580	9.7	16,030	100	160.8	0.00	400	30	0.000	23.2	2.85	2.1	4.17	3,600	0.5																								
Min.		16,160	15.8	13,960	74	160.2	0.00	300	30	0.000	17.1	1.27	1.9	4.17	3,100	0.5																								
Ave.		17,311	14.8	15,077	82	160.4	0.00	306	30	0.000	17.7	1.72	2.0	4.17	3,377	0.5																								
Apr	1	17,460	12.9	15,460	63	160.2	0.00	300	30	0.000	17.2	1.75	1.9	4.17	3,500	0.5																								
	2	17,580	16.7	15,070	65	160.0	0.00	300	30	0.000	17.1	1.79	2.0	4.17	3,400	0.5																								
	3	17,350	25.8	13,790	64	160.8	0.00	300	30	0.000	17.3	1.71	2.2	4.17	3,100	0.5																								
	4	17,040	11.2	15,320	62	160.1	0.00	300	30	0.000	17.6	1.63	2.0	4.17	3,300	0.5																								
	5	17,810	21.9	14,610	62	160.3	0.00	300	30	0.000	16.8	1.82	2.1	4.17	3,100	0.5																								
	6	17,350	21.2	14,310	64	160.5	0.00	300	30	0.000	17.3	1.71	2.1	4.17	3,100	0.5																								
	7	17,250	10.2	15,650	63	160.1	0.00	300	30	0.000	17.4	1.68	1.9	4.17	3,300	0.5																								
	8	17,700	22.3	14,470	60	160.2	0.00	300	30	0.000	16.9	1.83	2.1	4.17	3,100	0.5																								
	9	17,250	24.3	13,880	58	160.8	0.00	300	30	0.000	17.4	1.68	2.2	4.17	3,100	0.5																								
	10	17,460	10.5	15,800	64	160.1	0.00	300	30	0.000	17.2	1.75	1.9	4.17	3,300	0.5																								
	11	17,580	16.6	15,080	65	160.0	0.00	300	30	0.000	17.1	1.79	2.0	4.17	3,200	0.5																								
	12	17,350	20.2	14,430	57	160.5	0.00	300	30	0.000	17.3	1.71	2.1	4.17	3,200	0.5																								
	13	17,460	12.9	15,470	57	160.0	0.00	300	30	0.000	17.2	1.75	1.9	4.17	3,400	0.5																								
	14	17,580	17.6	14,950	59	160.0	0.00	300	30	0.000	17.1	1.80	2.0	4.17	3,300	0.5																								
	15	17,350	21.3	14,300	57	160.5	0.00	300	30	0.000	17.3	1.71	2.1	4.17	3,300	0.5																								
	16	17,250	15.7	14,910	56	160.0	0.00	300	30	0.000	17.4	1.68	2.0	4.17	3,300	0.5																								
	17	17,810	11.2	16,020	56	160.1	0.00	300	30	0.000	16.8	1.86	1.9	4.17	3,300	0.5																								
	18	17,350	24.0	13,990	85	160.5	0.00	300	30	0.000	17.3	1.71	2.1	4.17	3,200	0.5																								
	19	17,360	17.9	14,720	77	160.3	0.00	300	30	0.000	17.3	1.72	2.0	4.17	3,300	0.5																								
	20	17,700	13.0	15,660	75	160.3	0.00	300	30	0.000	16.9	1.83	1.9	4.17	3,300	0.5																								
	21	17,350	19.5	14,520	72	160.5	0.00	300	30	0.000	17.3	1.71	2.1	4.17	3,200	0.5																								
	22	17,360	14.4	15,170	59	160.5	0.00	300	30	0.000	17.3	1.72	2.0	4.17	3,400	0.5																								
	23	17,580	17.1	15,010	55	160.5	0.00	300	30	0.000	17.1	1.78	2.0	4.17	3,200	0.5																								
	24	17,470	21.5	14,380	45	160.7	0.00	250	30	0.000	14.3	1.68	2.1	4.17	3,200	0.5																								
	25	15,400	16.4	13,230	43	160.5	0.00	250	30	0.000	16.2	1.34	2.3	4.17	2,800	0.5																								
	26	14,740	28.3	11,490	41	160.2	0.00	250	30	0.000	17.0	0.96	2.6	4.17	2,500	0.5																								
	27	13,840	26.4	10,950	45	160.7	0.00	250	30	0.000	18.1	0.96	2.7	4.17	2,100	0.5																								
	28	14,200	17.5	12,090	49	160.2	0.00	250	30	0.000	17.6	1.20	2.5	4.17	2,500	0.5																								
	29	14,620	27.4	11,480	43	160.2	0.00	250	30	0.000	17.1	0.94	2.6	4.17	2,500	0.5																								
	30	17,210	30.1	13,230	41	160.7	0.00	250	30	0.000	14.5	1.62	2.3	4.17	2,900	0.5																								
Total		508,810	18.5	429,440	---	---	0.00	8,650	900	---	---	---	---	---	93,400	---																								
Max.		17,810	11.2	16,020	85	160.8	0.00	300	30	0.000	18.1	1.86	2.7	4.17	3,500	0.5																								
Min.		13,840	26.4	10,950	41	160.0	0.00	250	30	0.000	14.3	0.94	1.9	4.17	2,100	0.5																								
Ave.		16,960	18.5	14,315	59	160.3	0.00	288	30	0.000	17.0	1.63	2.1	4.17	3,113	0.5																								

Month	Day	Amount of Raw Water	Ratio of Loss	Delivery of Distribution	Turb. of Raw Water	Water Level in Mekong	Consumption of Chemicals			Dosing Rate of Chemicals					Consumption of Electricity	Residual Chloline	Number of Times for Coriform Group Analysis	Working Hours for Pump Operation (hr)								Number of Times for Cleanning / Washing (Time)												Number of Times of Equip. Repair	
							Polymer	Alum	Hypo	Polymer	Alum		Hypo					Intake Pump				Distribution Pump				Cleaning for Sedimentation Basin				Washing for Gravel Filter				Washing for Filter Basin				Electrical Equip.	Pump Equip.
		(m^3/d)	(%)	(m^3/d)	(NTU)	(m)	(kg/d)	(kg/d)	(kg/d)	Calcu. (mg/l)	Calcu. (mg/l)	Record (mg/l)	Calcu. (mg/l)	Record (mg/l)	(kWh)	(ppm)		1	2	3	4	1	2	3	4	1	2	3	4	1	2	3	4	1	2	3	4		
May	1	17,370	7.3	16,190	42	160.2	0.00	250	30	0.000	14.4	1.72	1.9	4.17	3,400	0.5																								
	2	17,480	24.2	14,070	33	160.5	0.00	250	30	0.000	14.3	1.75	2.1	4.17	3,200	0.5																								
	3	17,580	18.9	14,790	31	160.8	0.00	200	30	0.000	11.4	1.75	2.0	4.17	3,300	0.5																								
	4	17,250	9.6	15,740	41	160.5	0.00	250	30	0.000	14.5	1.71	1.9	4.17	3,200	0.5																								
	5	17,250	18.3	14,580	41	160.4	0.00	250	30	0.000	14.5	1.72	2.1	4.17	3,500	0.5																								
	6	17,580	22.0	14,410	37	160.5	0.00	200	30	0.000	11.4	1.71	2.1	4.17	3,100	0.5																								
	7	17,250	13.5	15,200	34	160.3	0.00	200	30	0.000	11.6	1.74	2.0	4.17	3,300	0.5																								
	8	17,460	14.3	15,280	32	160.6	0.00	200	30	0.000	11.5	1.78	2.0	4.17	3,400	0.5																								
	9	17,350	12.2	15,470	32	160.8	0.00	200	30	0.000	11.5	1.73	1.9	4.17	3,300	0.5																								
	10	17,250	10.5	15,610	30	160.2	0.00	200	30	0.000	11.6	1.72	1.9	4.17	3,300	0.5																								
	11	17,370	17.4	14,800	32	160.5	0.00	200	30	0.000	11.5	2.23	2.0	4.17	3,400	0.5																								
	12	17,470	17.5	14,870	35	160.8	0.00	200	30	0.000	11.4	2.31	2.0	4.17	3,200	0.5																								
	13	17,250	12.5	15,330	54	160.8	0.00	200	30	0.000	11.6	2.93	2.0	4.17	3,400	0.5																								
	14	17,360	14.7	15,140	68	161.2	0.00	600	30	0.000	34.6	4.34	2.0	4.17	3,300	0.5																								
	15	17,250	12.5	15,340	178	161.4	0.00	600	30	0.000	34.8	4.43	2.0	4.17	3,300	0.5																								
	16	17,580	11.0	15,840	168	161.5	0.00	300	30	0.000	17.1	4.29	1.9	4.17	3,500	0.5																								
	17	18,840	15.9	16,250	221	161.5	0.00	600	30	0.000	31.8	4.29	1.8	4.17	3,900	0.5																								
	18	18,890	15.8	16,310	155	162.0	0.00	600	30	0.000	31.8	4.37	1.8	4.17	3,600	0.5																								
	19	19,100	13.2	16,870	161	163.2	0.00	1,200	30	0.000	62.8	4.98	1.8	4.17	3,800	0.5																								
	20	18,860	15.0	16,400	268	163.2	0.12	300	30	0.006	15.9	4.68	1.8	4.17	3,600	0.5																								
	21	18,010	14.7	15,700	550	163.8	0.36	1,500	30	0.020	83.3	5.89	1.9	4.17	3,400	0.5																								
	22	19,050	10.2	17,290	468	163.8	0.36	500	30	0.019	26.2	4.47	1.7	4.17	3,700	0.5																								
	23	18,800	15.1	16,330	458	164.0	0.36	1,000	30	0.019	53.2	4.38	1.8	4.17	3,800	0.5																								
	24	19,020	10.5	17,210	368	164.2	0.36	1,000	30	0.019	52.6	3.59	1.7	4.17	3,700	0.5																								
	25	19,200	11.4	17,230	378	163.4	0.36	500	30	0.019	26.0	4.19	1.7	4.17	3,800	0.5																								
	26	19,200	10.2	17,430	398	164.4	1.08	1,000	30	0.056	52.1	4.33	1.7	4.17	3,800	0.5																								
	27	18,910	12.0	16,890	435	164.2	1.08	500	30	0.057	26.4	3.84	1.8	4.17	3,700	0.5																								
	28	18,930	11.9	16,920	438	163.7	1.08	1,000	30	0.057	52.8	4.13	1.8	4.17	3,700	0.5																								
	29	19,200	12.5	17,070	468	163.3	1.08	500	30	0.056	26.0	4.54	1.8	4.17	3,900	0.5																								
	30	18,180	7.2	16,960	350	163.0	1.08	1,000	30	0.059	55.0	3.84	1.8	4.17	3,800	0.5																								
	31	19,060	10.3	17,280	335	163.2	1.08	500	30	0.057	26.2	4.00	1.7	4.17	3,600	0.5																								
Total		561,350	13.4	494,800	---	---	8.40	16,000	930	---	---	---	---	---	108,900	---																								
Max.		19,200	10.2	17,430	550	164.4	1.08	1,500	30	0.059	83.3	5.89	2.1	4.17	3,900	0.5																								
Min.		17,250	22.6	14,070	30	160.2	0.00	200	30	0.000	11.4	1.71	1.7	4.17	3,100	0.5																								
Ave.		18,108	13.4	15,961	204	162.0	0.27	516	30	0.014	28.1	3.33	1.9	4.17	3,513	0.5																								
Jun	1	19,200	11.8	17,180	346	163.5	1.08	1,000	30	0.056	52.1	4.00	1.7	4.17	3,500	0.5																								
	2	18,960	18.2	16,040	409	163.5	1.08	1,000	30	0.057	52.7	4.03	1.9	4.17	3,500	0.5																								
	3	19,020	15.3	16,490	315	163.4	1.08	500	30	0.057	26.3	3.64	1.8	4.17	3,600	0.5																								
	4	19,200	16.6	16,460	305	163.3	1.08	500	30	0.056	26.0	3.66	1.8	4.17	3,600	0.5																								
	5	18,940	14.6	16,530	254	163.5	1.08	1,000	30	0.057	52.8	3.46	1.8	4.17	3,600	0.5																								
	6	19,600	14.8	17,070	394	163.1	1.08	500	30	0.055	25.5	4.79	1.8	4.17	3,800	0.5																								
	7	19,020	18.7	16,020	531	162.9	1.08	1,000	30	0.057	52.6	5.59	1.9	4.17	3,500	0.5																								
	8	18,200	12.4	16,190	462	162.8	1.08	1,000	30	0.059	54.9	5.12	1.9	4.17	3,500	0.5																								
	9	19,200	15.4	16,640	470	163.0	1.08	1,000	30	0.056	52.1	5.66	1.8	4.17	3,600	0.5																								
	10	19,200	19.4	16,080	431	163.0	1.08	1,000	30	0.056	52.1	4.33	1.9	4.17	3,700	0.5																								
	11	19,120	14.9	16,640	401	163.0	1.08	500	30	0.056	26.2	4.17	1.8	4.17	3,600	0.5																								
	12	19,600	16.8	16,780	301	162.8	1.08	1,000	30	0.055	51.0	4.79	1.8	4.17	3,700	0.5																								
	13	18,960	14.7	16,530	351	162.7	1.08	500	30	0.057	26.4	4.82	1.8	4.17	3,600	0.5																								
	14	18,570	17.1	15,860	343	162.5	1.08	1,000	30	0.058	53.9	4.79	1.9	4.17	3,200	0.5																								
	15	19,020	13.8	16,710	330	163.8	1.08	500	30	0.057	26.3	4.50	1.8	4.17	3,700	0.5																								
	16	19,540	16.2	16,810	351	164.1	1.08	500	30	0.055	25.6	4.82	1.8	4.17	3,700	0.5																								
	17	19,180	13.4	16,920	647	164.0	1.08	2,000	30	0.056	104.3	3.64	1.8	4.17	3,800	0.5																								
	18	18,200	12.6	16,160	1,835	163.8	1.08	2,000	30	0.059	109.9	3.66	1.9	4.17	3,600	0.5																								
	19	19,680	15.8	16,990	903	163.5	1.08	1,500	30	0.055	76.2	2.97	1.8	4.17	3,600	0.5																								
	20	19,180	18.7	16,160	745	163.5	1.08	1,500	30	0.056	78.2	3.54	1.9	4.17	3,700	0.5																								
	21	19,200	13.5	16,920	354	163.1	1.08	1,000	30	0.056	52.1	3.54	1.8	4.17	3,600	0.5																								
	22	19,020	14.3	16,640	428	163.2	1.08	1,000	30	0.057	52.6	3.00	1.8	4.17	3,600	0.5																								
	23	19,180	13.4	16,920	420	163.0	1.08	750	30	0.056	39.1	3.14	1.8	4.17	3,700	0.5																								
	24	18,570	8.8	17,070	425	163.0	1.08	1,500	30	0.058	80.8	3.00	1.8	4.17	3,600	0.5																								
	25	18,200	10.8	16,430	304	162.9	1.08	750	30	0.059	41.2	3.00	1.8	4.17	3,700	0.5																								
	26	27,420	-2.2	28,028	264	162.8	0.72	750	30	0.026	27.4	2.79	1.1	4.17	3,600	0.5																								
	27	28,800	-0.0	28,813	224	163.0	0.72	1,000	30	0.025	34.7	2.66	1.0	4.17	3,800	0.5																								
	28	28,800	1.1	28,484	264	163.4	0.72	500	30	0.025	17.4	2.83	1.1	4.17	3,600	0.5																								
	29	29,420	11.4	26,420	245	164.1	0.72	750	30	0.024	25.5	2.83	1.1	4.17	3,800	0.5																								
	30	30,407	10.9	27,407	280	164.4	0.72	1,000	30	0.024	32.9	4.66	1.1	4.17	3,600	0.5																								
Total		620,607	12.1	553,392	---	---	30.60	28,500	900	---	---	---	---	---	108,700	---																								
Max.		30,407	5.5	28,813	1,835	164.4	1.08	2,000	30	0.059	109.9	5.66	1.9	4.17	3,800	0.5																								
Min.		18,200	14.8	15,860	224	162.5	0.72	500	30	0.024	17.4	2.66	1.0	4.17	3,200	0.5																								
Ave.		20,687	12.1	18,446	444	163.3	1.02	950	30	0.051	47.6	3.91	1.7	4.17	3,623	0.5																								

Month	Day	Amount of Raw Water	Ratio of Loss	Delivery of Distribution	Turb. of Raw Water	Water Level in Mekong	Consumption of Chemicals			Dosing Rate of Chemicals					Consumption of Electricity	Residual Chloline	Number of Times for Coriform Group Analysis	Working Hours for Pump Operation (hr)								Number of Times for Cleanning / Washing (Time)												Number of Times of Equip. Repair / Change	
							Polymer	Alum	Hypo	Polymer	Alum		Hypo					Intake Pump				Distribution Pump				Cleaning for Sedimentation Basin				Washing for Gravel Filter				Washing for Filter Basin				Electrical Equip.	Pump Equip.
		(m^3/d)	(%)	(m^3/d)	(NTU)	(m)	(kg/d)	(kg/d)	(kg/d)	Calcu. (mg/l)	Calcu. (mg/l)	Record (mg/l)	Calcu. (mg/l)	Record (mg/l)	(kWh)	(ppm)		1	2	3	4	1	2	3	4	1	2	3	4	1	2	3	4	1	2	3	4		
Jul	1	31,246	10.6	28,246	375	164.2	0.72	750	30	0.023	24.0	2.86	1.1	4.17	3,700	0.5																							
	2	29,359	3.5	28,353	445	164.2	0.72	750	30	0.025	25.5	3.45	1.1	4.17	3,700	0.5																							
	3	29,300	7.5	27,255	405	164.5	0.72	750	30	0.025	25.6	4.38	1.1	4.17	3,700	0.5																							
	4	28,800	8.9	26,451	335	165.8	0.72	750	30	0.025	26.0	2.94	1.1	4.17	3,600	0.5																							
	5	27,600	-2.9	28,435	508	165.5	0.72	1,500	30	0.026	54.3	4.07	1.1	4.17	3,600	0.5																							
	6	28,800	6.3	27,102	818	165.5	1.08	1,500	30	0.038	52.1	4.86	1.1	4.17	3,700	0.5																							
	7	29,359	10.4	26,593	872	165.5	1.08	750	30	0.037	25.5	4.95	1.1	4.17	3,700	0.5																							
	8	27,650	2.1	27,079	908	166.2	1.08	2,000	30	0.039	72.3	5.68	1.1	4.17	3,400	0.5																							
	9	28,850	3.0	28,001	795	167.4	1.08	1,000	30	0.037	34.7	5.25	1.1	4.17	3,500	0.5																							
	10	28,600	3.6	27,608	1,402	167.2	0.72	2,000	30	0.025	69.9	6.27	1.1	4.17	3,600	0.5																							
	11	28,800	14.2	25,223	1,866	167.4	1.08	3,000	30	0.038	104.2	7.33	1.2	4.17	3,700	0.5																							
	12	29,000	3.3	28,079	2,264	167.4	1.20	2,000	30	0.041	69.0	8.69	1.1	4.17	3,600	0.5																							
	13	29,700	9.1	27,212	1,736	168.0	0.72	2,000	30	0.024	67.3	7.33	1.1	4.17	3,800	0.5																							
	14	28,500	1.3	28,125	3,521	168.2	1.44	4,000	30	0.051	140.4	9.81	1.1	4.17	3,600	0.5																							
	15	28,800	6.0	27,178	2,138	168.5	1.20	2,000	30	0.042	69.4	8.56	1.1	4.17	3,800	0.5																							
	16	28,500	6.7	26,719	1,210	168.7	1.20	3,000	30	0.042	105.3	6.33	1.1	4.17	3,800	0.5																							
	17	28,800	17.2	24,568	1,208	169.0	0.72	2,000	30	0.025	69.4	5.91	1.2	4.17	3,700	0.5																							
	18	28,500	3.7	27,480	1,404	169.1	1.20	2,000	30	0.042	70.2	6.33	1.1	4.17	3,400	0.5																							
	19	29,500	18.7	24,846	1,450	169.1	1.20	2,000	30	0.041	67.8	6.33	1.2	4.17	3,600	0.5																							
	20	29,000	9.0	26,609	1,390	168.9	0.72	2,000	30	0.025	69.0	5.18	1.1	4.17	3,600	0.5																							
	21	29,500	7.4	27,467	998	168.7	1.20	2,000	30	0.041	67.8	5.54	1.1	4.17	3,800	0.5																							
	22	29,500	10.1	26,787	1,128	169.3	0.72	2,000	30	0.024	67.8	5.58	1.1	4.17	3,700	0.5																							
	23	28,500	14.4	24,923	945	169.7	0.72	1,000	30	0.025	35.1	4.95	1.2	4.17	3,600	0.5																							
	24	29,500	2.2	28,876	982	168.5	0.72	2,000	30	0.024	67.8	4.80	1.0	4.17	3,900	0.5																							
	25	30,407	7.4	28,318	785	169.3	0.72	2,000	30	0.024	65.8	4.10	1.1	4.17	3,700	0.5																							
	26	28,799	11.6	25,799	780	168.9	0.72	2,000	30	0.025	69.4	4.99	1.2	4.17	3,600	0.5																							
	27	30,573	10.9	27,573	750	168.5	0.72	1,000	30	0.024	32.7	4.90	1.1	4.17	3,900	0.5																							
	28	29,147	11.5	26,147	786	168.3	0.72	2,000	30	0.025	68.6	4.95	1.1	4.17	3,600	0.5																							
	29	28,661	11.7	25,661	776	168.5	0.72	2,000	30	0.025	69.8	4.89	1.2	4.17	3,700	0.5																							
	30	30,794	10.8	27,793	716	168.7	0.72	2,000	30	0.023	64.9	4.50	1.1	4.17	3,700	0.5																							
	31	28,078	12.0	25,078	625	169.0	0.72	2,000	30	0.026	71.2	4.33	1.2	4.17	3,700	0.5																							
Total		902,123	8.0	835,584	---	---	27.72	55,750	930	---	---	---	---	---	113,700	---																							
Max.		31,246	8.2	28,876	3,521	169.7	1.44	4,000	30	0.051	140.4	9.81	1.2	4.17	3,900	0.50																							
Min.		27,600	12.3	24,568	335	164.2	0.72	750	30	0.023	24.0	2.86	1.0	4.17	3,400	0.50																							
Ave.		29,101	8.0	26,954	1,107	167.7	0.89	1,798	30	0.031	62.0	5.49	1.1	4.17	3,668	0.50																							
Aug	1	26,798	12.6	23,798	610	169.0	0.72	1,000	30	0.027	37.3	4.15	1.3	4.17	3,500	0.5																							
	2	28,572	11.7	25,572	801	169.0	0.72	2,000	30	0.025	70.0	4.31	1.2	4.17	3,700	0.5																							
	3	27,758	12.1	24,758	986	169.0	0.72	1,000	30	0.026	36.0	4.75	1.2	4.17	3,800	0.5																							
	4	27,175	3.8	26,175	972	170.0	0.72	2,000	30	0.026	73.6	4.83	1.1	4.17	3,800	0.5																							
	5	30,715	10.8	27,715	2,415	169.8	1.20	3,000	30	0.039	97.7	7.25	1.1	4.17	3,700	0.5																							
	6	27,935	12.0	24,935	2,312	169.9	1.60	3,000	30	0.057	107.4	7.58	1.2	4.17	3,700	0.5																							
	7	27,812	12.1	24,812	1,894	169.9	1.60	3,000	30	0.058	107.9	8.50	1.2	4.17	3,600	0.5																							
	8	27,120	12.4	24,120	2,414	169.9	1.40	4,250	30	0.052	156.7	10.50	1.2	4.17	3,500	0.5																							
	9	26,772	12.6	23,772	1,994	169.5	2.10	3,750	30	0.078	140.1	9.08	1.3	4.17	3,600	0.5																							
	10	26,697	12.7	23,697	1,730	169.0	1.60	3,500	30	0.060	131.1	9.00	1.3	4.17	3,500	0.5																							
	11	28,662	11.7	25,662	1,218	168.6	1.60	2,000	30	0.056	69.8	8.00	1.2	4.17	3,700	0.5																							
	12	28,569	9.6	26,069	1,095	168.3	1.40	2,000	30	0.049	70.0	7.50	1.2	4.17	3,700	0.5																							
	13	26,777	10.3	24,277	1,245	168.2	1.60	2,000	30	0.060	74.7	5.20	1.2	4.17	3,600	0.5																							
	14	30,184	10.2	27,384	962	168.5	1.60	2,000	30	0.053	66.3	5.41	1.1	4.17	3,700	0.5																							
	15	29,619	10.4	26,819	824	169.2	1.60	2,000	30	0.054	67.5	5.06	1.1	4.17	3,700	0.5																							
	16	29,295	11.4	26,295	938	169.5	1.60	2,000	30	0.055	68.3	4.90	1.1	4.17	3,900	0.5																							
	17	30,577	10.9	27,577	968	169.5	1.60	2,000	30	0.052	65.4	5.00	1.1	4.17	3,700	0.5																							
	18	29,174	13.6	25,674	1,473	169.9	1.60	2,000	30	0.055	68.6	5.06	1.2	4.17	3,800	0.5																							
	19	26,960	12.5	23,960	1,056	170.7	1.60	2,000	30	0.059	74.2	7.56	1.3	4.17	3,600	0.5																							
	20	27,091	12.5	24,091	1,005	171.2	1.60	2,000	30	0.059	73.8	5.45	1.2	4.17	3,400	0.5																							
	21	26,035	4.0	25,035	1,476	170.9	1.60	2,000	30	0.061	76.8	6.66	1.2	4.17	3,800	0.5																							
	22	28,444	11.1	25,594	1,556	170.6	1.60	3,000	30	0.056	105.5	6.66	1.2	4.17	3,600	0.5																							
	23	28,579	11.1	25,729	1,735	170.6	1.60	3,000	30	0.056	105.0	9.00	1.2	4.17	3,600	0.5																							
	24	22,858	-11.6	25,858	1,708	170.2	2.40	3,000	30	0.105	131.2	10.00	1.2	4.17	3,100	0.5																							
	25	24,244	-1.9	24,722	1,690	169.8	2.40	2,000	30	0.099	82.5	9.95	1.2	4.17	2,800	0.5																							
	26	25,190	-5.6	26,691	1,206	169.2	1.60	3,000	30	0.064	119.1	7.50	1.1	4.17	3,400	0.5																							
	27	25,692	-3.7	26,692	1,428	168.8	1.90	3,000	30	0.074	116.8	7.65	1.1	4.17	3,300	0.5																							
	28	28,023	4.5	26,822	1,468	168.5	1.00	2,000	30	0.036	71.4	7.55	1.1	4.17	3,500	0.5																							
	29	29,257	11.4	26,257	1,590	168.5	1.00	2,000	30	0.034	68.4	7.01	1.1	4.17	3,700	0.5																							
	30	27,833	3.7	26,852	1,464	168.6	1.00	2,000	30	0.036	71.9	7.01	1.1	4.17	3,500	0.5																							
	31	28,930	11.6	25,930	1,376	168.3	0.72	3,000	30	0.025	103.7	7.55	1.2	4.17	3,500	0.5																							
Total		859,347	8.3	793,344	---	---	45.00	74,500	930	---	---	---	---	---	111,000	---																							
Max.		30,715	10.8	27,715	2,415	171.2	2.40	4,250	30	0.105	156.7	10.50	1.3	4.17	3,900	0.50																							
Min.		22,858	-3.5	23,697	610	168.2	0.72	1,000	30	0.025	36.0	4.15	1.1	4.17	2,800	0.50																							
Ave.		27,721	8.3	25,592	1,407	169.4	1.45	2,403	30	0.053	87.4	6.96	1.2	4.17	3,581	0.50																							

Month	Day	Amount of Raw Water	Ratio of Loss	Delivery of Distribution	Turb. of Raw Water	Water Level in Mekong	Consumption of Chemicals			Dosing Rate of Chemicals					Consumption of Electricity	Residual Chloline	Number of Times for Coriform Group Analysis	Working Hours for Pump Operation (hr)								Number of Times for Cleanning / Washing (Time)												Number of Times of Equip. Repair	
							Polymer	Alum	Hypo	Polymer	Alum		Hypo					Intake Pump				Distribution Pump				Cleaning for Sedimentation Basin				Washing for Gravel Filter				Washing for Filter Basin				Electrical Equip.	Pump Equip.
		(m^3/d)	(%)	(m^3/d)	(NTU)	(m)	(kg/d)	(kg/d)	(kg/d)	Calcu. (mg/l)	Calcu. (mg/l)	Record (mg/l)	Calcu. (mg/l)	Record (mg/l)	(kWh)	(ppm)		1	2	3	4	1	2	3	4	1	2	3	4	1	2	3	4	1	2	3	4		
Sep	1	30,138	11.1	27,138	1,060	168.0	0.72	2,000	30	0.024	66.4	6.85	1.1	4.17	3,900	0.5																								
	2	27,222	11.5	24,417	965	167.0	0.72	2,000	30	0.026	73.5	4.76	1.2	4.17	3,600	0.5																								
	3	28,930	15.6	25,023	945	168.0	0.72	1,000	30	0.025	34.6	4.50	1.2	4.17	2,900	0.5																								
	4	29,940	10.5	27,085	985	168.5	0.36	2,000	30	0.012	66.8	4.50	1.1	4.17	3,700	0.5																								
	5	28,249	3.7	27,249	1,085	168.8	0.36	2,000	30	0.013	70.8	5.08	1.1	4.17	3,700	0.5																								
	6	28,418	0.0	28,418	1,090	168.5	0.36	2,000	30	0.013	70.4	6.42	1.1	4.17	3,800	0.5																								
	7	30,423	10.9	27,423	1,324	168.6	0.72	3,000	30	0.024	98.6	6.85	1.1	4.17	3,700	0.5																								
	8	27,299	0.0	27,299	1,145	168.2	0.72	2,000	30	0.026	73.3	5.08	1.1	4.17	3,700	0.5																								
	9	29,301	6.9	27,416	1,017	167.8	0.36	2,000	30	0.012	68.3	5.00	1.1	4.17	3,600	0.5																								
	10	30,668	7.0	28,668	815	167.5	0.36	2,000	30	0.012	65.2	4.50	1.0	4.17	3,600	0.5																								
	11	28,319	3.7	27,319	705	167.0	0.12	2,000	30	0.004	70.6	4.45	1.1	4.17	3,700	0.5																								
	12	29,294	3.5	28,294	689	166.7	0.12	2,000	30	0.004	68.3	3.58	1.1	4.17	3,700	0.5																								
	13	28,504	-1.5	28,941	655	167.0	0.12	1,000	30	0.004	35.1	3.78	1.0	4.17	3,800	0.5																								
	14	29,250	4.8	27,901	673	166.0	0.12	2,000	30	0.004	68.4	3.60	1.1	4.17	3,600	0.5																								
	15	28,249	3.7	27,249	546	165.8	0.12	2,000	30	0.004	70.8	3.12	1.1	4.17	3,800	0.5																								
	16	30,954	6.9	28,954	535	166.0	0.14	1,000	30	0.005	32.3	3.12	1.0	4.17	3,800	0.5																								
	17	29,782	1.1	29,452	405	166.3	0.15	2,000	30	0.005	67.2	3.05	1.0	4.17	3,700	0.5																								
	18	29,539	2.2	28,910	421	166.5	0.00	1,000	30	0.000	33.9	3.10	1.0	4.17	3,700	0.5																								
	19	29,980	3.5	28,980	428	166.5	0.00	1,000	30	0.000	33.4	3.08	1.0	4.17	3,700	0.5																								
	20	28,519	0.1	28,500	425	166.2	0.00	2,000	30	0.000	70.1	3.10	1.1	4.17	3,600	0.5																								
	21	30,106	3.4	29,107	475	166.0	0.00	1,000	30	0.000	33.2	3.05	1.0	4.17	3,700	0.5																								
	22	30,473	7.0	28,473	372	165.7	0.00	2,000	30	0.000	65.6	3.08	1.1	4.17	3,800	0.5																								
	23	28,822	-3.4	29,822	345	165.4	0.00	1,000	30	0.000	34.7	3.10	1.0	4.17	3,700	0.5																								
	24	30,022	1.5	29,566	315	165.2	0.60	2,000	30	0.020	66.6	2.95	1.0	4.17	3,700	0.5																								
	25	30,165	1.6	29,682	298	165.2	0.60	1,000	30	0.020	33.2	2.90	1.0	4.17	3,700	0.5																								
	26	30,662	8.9	28,162	275	164.9	0.60	1,000	30	0.020	32.6	2.80	1.1	4.17	3,700	0.5																								
	27	31,924	10.4	28,924	375	164.5	0.60	1,000	30	0.019	31.3	3.05	1.0	4.17	3,800	0.5																								
	28	32,254	3.2	31,254	368	164.6	0.60	1,000	30	0.019	31.0	3.10	1.0	4.17	3,800	0.5																								
	29	29,479	11.3	26,479	427	164.4	0.60	2,000	30	0.020	67.8	3.50	1.1	4.17	3,600	0.5																								
	30	31,251	3.3	30,251	318	164.5	0.60	1,000	30	0.019	32.0	3.05	1.0	4.17	3,700	0.5																								
Total		888,136	4.9	846,356	---	---	10.49	49,000	900	---	---	---	---	---	110,500	---																								
Max.		32,254	3.2	31,254	1,324	168.8	0.72	3,000	30	0.026	98.6	6.85	1.2	4.17	3,900	0.50																								
Min.		27,222	11.5	24,417	275	164.4	0.00	1,000	30	0.000	31.0	2.80	1.0	4.17	2,900	0.50																								
Ave.		29,605	4.9	28,212	649	166.5	0.35	1,633	30	0.012	55.5	3.94	1.1	4.17	3,683	0.50																								
Oct	1	31,661	6.7	29,661	314	164.6	0.60	1,000	30	0.019	31.6	3.10	1.0	4.17	3,700	0.5																								
	2	31,092	6.9	29,092	318	165.0	0.60	2,000	30	0.019	64.3	3.08	1.0	4.17	3,800	0.5																								
	3	30,751	10.8	27,751	314	164.8	0.60	750	30	0.020	24.4	3.07	1.1	4.17	3,600	0.5																								
	4	33,110	6.4	31,110	374	165.5	0.60	750	30	0.018	22.7	3.12	1.0	4.17	3,700	0.5																								
	5	31,077	6.9	29,077	324	165.7	0.60	1,000	30	0.019	32.2	3.10	1.0	4.17	3,800	0.5																								
	6	31,065	6.9	29,065	375	165.8	0.60	750	30	0.019	24.1	3.07	1.0	4.17	3,800	0.5																								
	7	31,414	3.3	30,414	395	165.8	0.60	1,500	30	0.019	47.7	3.50	1.0	4.17	3,600	0.5																								
	8	30,719	7.0	28,719	390	165.8	0.60	750	30	0.020	24.4	3.85	1.0	4.17	3,900	0.5																								
	9	30,113	7.1	28,113	638	165.7	0.60	1,500	30	0.020	49.8	4.45	1.1	4.17	3,800	0.5																								
	10	32,558	3.2	31,558	688	165.5	0.60	1,500	30	0.018	46.1	4.40	1.0	4.17	3,800	0.5																								
	11	30,397	7.0	28,397	698	165.1	0.60	750	30	0.020	24.7	4.90	1.1	4.17	3,900	0.5																								
	12	30,741	7.0	28,741	536	165.5	0.60	1,500	30	0.020	48.8	4.85	1.0	4.17	3,800	0.5																								
	13	29,577	0.7	29,377	665	165.4	0.60	1,500	30	0.020	50.7	4.85	1.0	4.17	3,800	0.5																								
	14	28,539	7.5	26,539	778	165.2	0.60	1,500	30	0.021	52.6	4.90	1.1	4.17	3,600	0.5																								
	15	28,058	12.0	25,058	772	165.0	0.60	2,250	30	0.021	80.2	4.80	1.2	4.17	3,600	0.5																								
	16	32,107	6.6	30,107	352	163.8	0.60	750	30	0.019	23.4	4.00	1.0	4.17	3,600	0.5																								
	17	30,526	7.0	28,526	395	163.6	0.60	1,500	30	0.020	49.1	3.85	1.1	4.17	3,700	0.5																								
	18	29,910	7.2	27,910	374	163.5	0.60	750	30	0.020	25.1	3.85	1.1	4.17	3,800	0.5																								
	19	30,867	6.9	28,867	296	163.5	0.60	750	30	0.019	24.3	3.66	1.0	4.17	3,500	0.5																								
	20	30,567	7.0	28,567	328	163.3	0.60	1,500	30	0.020	49.1	3.60	1.1	4.17	3,700	0.5																								
	21	29,191	7.4	27,191	254	163.2	0.00	750	30	0.000	25.7	3.60	1.1	4.17	3,700	0.5																								
	22	33,539	3.1	32,539	235	163.2	0.00	750	30	0.000	22.4	3.55	0.9	4.17	3,800	0.5																								
	23	30,456	7.0	28,456	224	163.1	0.00	1,500	30	0.000	49.3	3.05	1.1	4.17	3,600	0.5																								
	24	28,703	7.5	26,703	234	163.0	0.00	750	30	0.000	26.1	3.08	1.1	4.17	3,700	0.5																								
	25	31,500	6.8	29,500	234	162.2	0.00	500	30	0.000	15.9	3.10	1.0	4.17	3,700	0.5																								
	26	30,097	7.1	28,097	272	164.9	0.60	500	30	0.020	16.6	3.45	1.1	4.17	3,600	0.5																								
	27	28,287	7.6	26,287	215	164.5	0.60		30	0.021	0.0	3.50	1.1	4.17	3,700	0.5																								
	28	30,041	3.4	29,041	204	164.6	0.60	500	30	0.020	16.6	3.50	1.0	4.17	3,800	0.5																								
	29	30,143	7.1	28,143	213	164.4	0.60	500	30	0.020	16.6	3.55	1.1	4.17	3,500	0.5																								
	30	29,269	7.3	27,269	244	164.5	0.60	500	30	0.020	17.1	3.58	1.1	4.17	3,800	0.5																								
	31	30,485	3.4	29,485	241	164.6	0.60	500	30	0.020	16.4	3.50	1.0	4.17	3,700	0.5																								
Total		946,560	6.4	889,360	---	---	15.60	31,000	930	---	---	---	---	---	115,100	---																								
Max.		33,539	3.1	32,539	778	165.8	0.60	2,250	30	0.021	80.2	4.90	1.2	4.17	3,900	0.50																								
Min.		28,058	12.0	25,058	204	162.2	0.00	500	30	0.000	0.0	3.05	0.9	4.17	3,500	0.50																								
Ave.		30,534	6.4	28,689	384	164.5	0.50	1,033	30	0.017	32.8	3.72	1.0	4.17	3,713	0.50																								

Month	Day	Amount of Raw Water	Ratio of Loss	Delivery of Distribution	Turb. of Raw Water	Water Level in Mekong	Consumption of Chemicals			Dosing Rate of Chemicals					Consumption of Electricity	Residual Chloline	Number of Times for Coriform Group Analysis	Working Hours for Pump Operation (hr)								Number of Times for Cleanning / Washing (Time)												Number of Times of Equip. Repair	
							Polymer	Alum	Hypo	Polymer	Alum		Hypo					Intake Pump				Distribution Pump				Cleaning for Sedimentation Basin				Washing for Gravel Filter				Washing for Filter Basin				Electrical Equip.	Pump Equip.
		(m^3/d)	(%)	(m^3/d)	(NTU)	(m)	(kg/d)	(kg/d)	(kg/d)	Calcu. (mg/l)	Calcu. (mg/l)	Record (mg/l)	Calcu. (mg/l)	Record (mg/l)	(kWh)	(ppm)		1	2	3	4	1	2	3	4	1	2	3	4	1	2	3	4	1	2	3	4		
Nov	1	30,419	3.4	29,419	263	165.0	0.60	1,000	30	0.020	32.9	3.60	1.0	4.17	3,700	0.5																								
	2	30,272	7.1	28,272	264	164.8	0.60	500	30	0.020	16.5	3.60	1.1	4.17	3,700	0.5																								
	3	30,311	3.4	29,311	207	165.5	0.60	1,000	30	0.020	33.0	3.55	1.0	4.17	3,700	0.5																								
	4	29,612	3.5	28,612	275	165.7	0.60	500	30	0.020	16.9	3.60	1.0	4.17	3,800	0.5																								
	5	30,419	7.0	28,419	203	165.8	0.60	500	30	0.020	16.4	3.50	1.1	4.17	3,800	0.5																								
	6	30,542	3.4	29,542	282	165.8	0.60	500	30	0.020	16.4	3.55	1.0	4.17	3,700	0.5																								
	7	30,488	7.0	28,488	238	165.8	0.60	500	30	0.020	16.4	3.60	1.1	4.17	3,700	0.5																								
	8	29,569	3.5	28,569	254	165.7	0.60	1,000	30	0.020	33.8	3.50	1.1	4.17	3,800	0.5																								
	9	30,597	3.4	29,597	274	165.5	0.60	500	30	0.020	16.3	3.50	1.0	4.17	3,800	0.5																								
	10	29,512	3.5	28,512	268	165.1	0.60	500	30	0.020	16.9	3.55	1.1	4.17	3,700	0.5																								
	11	29,825	7.2	27,825	259	165.5	0.60	1,000	30	0.020	33.5	3.60	1.1	4.17	3,800	0.5																								
	12	31,362	3.3	30,362	264	165.4	0.60	500	30	0.019	15.9	3.60	1.0	4.17	3,700	0.5																								
	13	29,024	3.6	28,024	244	165.2	0.60	500	30	0.021	17.2	3.50	1.1	4.17	3,500	0.5																								
	14	29,708	7.2	27,708	242	165.0	0.60	1,000	30	0.020	33.7	3.55	1.1	4.17	3,800	0.5																								
	15	29,514	3.5	28,514	236	163.8	0.60	500	30	0.020	16.9	3.50	1.1	4.17	3,600	0.5																								
	16	28,342	7.6	26,342	230	163.6	0.60	500	30	0.021	17.6	3.60	1.1	4.17	3,700	0.5																								
	17	26,885	8.0	24,883	240	163.5	0.60	500	30	0.022	18.6	3.50	1.2	4.17	3,500	0.5																								
	18	28,067	7.7	26,067	215	163.5	0.60	1,000	30	0.021	35.6	3.50	1.2	4.17	3,500	0.5																								
	19	28,886	3.6	27,886	202	163.3	0.60	500	30	0.021	17.3	3.55	1.1	4.17	3,600	0.5																								
	20	27,744	3.7	26,744	210	163.2	0.60	500	30	0.022	18.0	3.70	1.1	4.17	3,700	0.5																								
	21	30,057	3.4	29,057	214	163.2	0.60	500	30	0.020	16.6	3.60	1.0	4.17	3,600	0.5																								
	22	27,289	3.8	26,289	211	163.1	0.60	1,000	30	0.022	36.6	3.60	1.1	4.17	3,600	0.5																								
	23	27,550	7.8	25,553	214	163.0	0.60	500	30	0.022	18.1	3.60	1.2	4.17	3,600	0.5																								
	24	29,071	3.6	28,071	204	162.2	0.60	500	30	0.021	17.2	3.55	1.1	4.17	3,600	0.5																								
	25	27,351	3.8	26,351	201	162.4	0.60	1,000	30	0.022	36.6	3.50	1.1	4.17	3,600	0.5																								
	26	27,088	3.8	26,088	195	163.9	0.60	500	30	0.022	18.5	3.45	1.1	4.17	3,800	0.5																								
	27	28,049	3.7	27,049	200	163.5	0.60	500	30	0.021	17.8	3.50	1.1	4.17	3,500	0.5																								
	28	26,891	8.0	24,891	197	163.6	0.60	500	30	0.022	18.6	3.50	1.2	4.17	3,600	0.5																								
	29	26,210	4.0	25,213	193	163.4	0.60	1,000	30	0.023	38.2	3.55	1.2	4.17	3,800	0.5																								
	30	27,414	3.8	26,414	190	163.5	0.25	500	30	0.009	18.2	3.58	1.1	4.17	3,700	0.5																								
Total		868,068	4.8	828,072	---	---	17.65	19,500	900	---	---	---	---	---	110,200	---																								
Max.		31,362	3.3	30,362	282	165.8	0.60	1,000	30	0.023	38.2	3.70	1.2	4.17	3,800	0.50																								
Min.		26,210	5.3	24,883	190	162.2	0.25	500	30	0.009	15.9	3.45	1.0	4.17	3,500	0.50																								
Ave.		28,936	4.8	27,602	230	164.3	0.59	650	30	0.020	22.6	3.55	1.1	4.17	3,673	0.50																								
Dec	1	28,283	7.6	26,282	233	163.6	0.00	500	30	0.000	17.7	3.50	1.1	4.17	3,600	0.5																								
	2	28,830	3.6	27,830	235	163.0	0.00	500	30	0.000	17.3	3.60	1.1	4.17	3,900	0.5																								
	3	28,861	3.6	27,861	235	162.8	0.00	500	30	0.000	17.3	3.60	1.1	4.17	3,600	0.5																								
	4	29,735	3.5	28,733	321	162.5	0.00	1,000	30	0.000	33.6	3.55	1.0	4.17	3,600	0.5																								
	5	28,174	3.6	27,194	365	162.7	0.00	500	30	0.000	17.7	3.60	1.1	4.17	3,600	0.5																								
	6	28,034	3.7	27,034	328	162.8	0.00	1,000	30	0.000	35.7	3.50	1.1	4.17	3,400	0.5																								
	7	28,084	7.7	26,084	318	162.8	0.00	500	30	0.000	17.8	3.55	1.2	4.17	3,600	0.5																								
	8	28,115	3.7	27,115	325	162.8	0.00	1,000	30	0.000	35.6	3.60	1.1	4.17	3,700	0.5																								
	9	26,261	4.0	25,261	320	162.7	0.00	500	30	0.000	19.0	3.50	1.2	4.17	3,600	0.5																								
	10	27,478	3.8	26,478	320	162.5	0.00	500	30	0.000	18.2	3.50	1.1	4.17	3,500	0.5																								
	11	26,775	3.9	25,766	220	162.1	0.00	1,000	30	0.000	37.3	3.55	1.2	4.17	3,500	0.5																								
	12	28,883	7.4	26,883	224	162.5	0.00	500	30	0.000	17.3	3.60	1.1	4.17	3,500	0.5																								
	13	25,840	-0.0	25,841	211	162.4	0.00	500	30	0.000	19.3	3.60	1.2	4.17	3,600	0.5																								
	14	26,398	3.9	25,398	215	162.2	0.00	1,000	30	0.000	37.9	3.50	1.2	4.17	3,600	0.5																								
	15	27,884	3.7	26,884	205	162.0	0.00	500	30	0.000	17.9	3.55	1.1	4.17	3,200	0.5																								
	16	26,775	3.9	25,775	188	161.8	0.00	500	30	0.000	18.7	3.50	1.2	4.17	3,400	0.5																								
	17	27,210	3.8	26,212	185	161.6	0.00	500	30	0.000	18.4	3.60	1.1	4.17	3,500	0.5																								
	18	24,729	4.2	23,729	188	161.5	0.00	500	30	0.000	20.2	3.50	1.3	4.17	3,500	0.5																								
	19	26,452	3.9	25,452	178	161.5	0.00	1,000	30	0.000	37.8	3.50	1.2	4.17	3,500	0.5																								
	20	26,840	3.9	25,839	174	161.3	0.00	500	30	0.000	18.6	3.55	1.2	4.17	3,600	0.5																								
	21	26,981	3.8	25,981	170	161.2	0.00	500	30	0.000	18.5	3.70	1.2	4.17	3,300	0.5																								
	22	27,013	3.8	26,013	183	163.2	0.00	500	30	0.000	18.5	3.60	1.2	4.17	3,600	0.5																								
	23	24,840	4.2	23,839	155	161.1	0.00	500	30	0.000	20.1	3.60	1.3	4.17	3,600	0.5																								
	24	26,618	3.9	25,618	146	161.0	0.00	500	30	0.000	18.8	3.60	1.2	4.17	3,700	0.5																								
	25	27,290	3.8	26,290	141	160.2	0.00	1,000	30	0.000	36.6	3.55	1.1	4.17	3,600	0.5																								
	26	24,775	4.2	23,776	143	160.4	0.00	500	30	0.000	20.2	3.50	1.3	4.17	3,500	0.5																								
	27	28,493	3.6	27,493	148	160.2	0.00	500	30	0.000	17.5	3.20	1.1	4.17	3,600	0.5																								
	28	25,380	4.1	24,382	152	161.8	0.00	500	30	0.000	19.7	3.25	1.2	4.17	3,500	0.5																								
	29	25,790	8.4	23,797	145	161.5	0.00	500	30	0.000	19.4	3.20	1.3	4.17	3,700	0.5																								
	30	26,943	3.9	25,943	145	161.5	0.00	500	30	0.000	18.6	3.20	1.2	4.17	3,500	0.5																								
	31	24,384	4.3	23,384	147	161.6	0.00	500	30	0.000	20.5	3.25	1.3	4.17	3,600	0.5																								
Total		838,148	4.2	804,167	---	---	0.00	19,000	930	---	---	---	---	---	110,200	---																								
Max.		29,735	3.5	28,733	365	163.6	0.00	1,000	30	0.000	37.9	3.70	1.3	4.17	3,900	0.5																								
Min.		24,384	4.3	23,384	141	160.2	0.00	500	30	0.000	17.3	3.20	1.0	4.17	3,200	0.5																								
Ave.		27,037	4.2	25,941	215	162.0	0.00	613	30	0.000	22.6	3.50	1.2	4.17	3,555	0.5																								
TOTAL		8,549,799	9.8	7,786,685	---	---	159.72	335,800	10,950	---	---	---	---	---	1,290,400	---																								
MAX.		33,539	3.1	32,539	3,521	171.2	2.40	4,250	30	0.105	156.7	10.50	2.8	4.17	3,900	0.5																								
MIN.		13,840	-27.9	10,820	30	160.0	0.00	200	30	0.000	0.0	0.94	0.9	4.17	2,100	0.5																								
AVE.		23,424	9.8	21,333	422	163.5	0.44	923	30	0.017	36.9	3.42	1.5	4.17	3,535	0.5																								

MONTHLY STASTIC OPERATION RECORD OF KAOLIEO WTP IN 2003

Month	Day	Amount of Raw Water	Ratio of Loss	Delivery of Distribution	Turb. of Raw Water	Water Level in Mekong	Consumption of Chemicals			Dosing Rate of Chemicals					Consumption of Electricity	Residual Chloline	Number of Times for Coriform Group Analysis	Working Hours for Pump Operation (hr)								Number of Times for Cleanning / Washing (Time)												Number of Times of Equip. Repair (Times)	
							Polymer	Alum	Hypo	Polymer	Alum		Hypo					Intake Pump				Distribution Pump				Cleaning for Sedimentation Basin				Washing for Gravel Filter				Washing for Filter Basin				Electrical Equip.	Pump Equip.
		(m^3/d)	(%)	(m^3/d)	(NTU)	(m)	(kg/d)	(kg/d)	(kg/d)	Calcu. (mg/l)	Calcu. (mg/l)	Record (mg/l)	Calcu. (mg/l)	Record (mg/l)	(kWh)	(ppm)		1	2	3	4	1	2	3	4	1	2	3	4	1	2	3	4	1	2	3	4		
Jan	1	25,480	4.1	24,478	154	161.9	0.00	500	30	0.000	19.6	3.40	1.2	4.17	3,600	0.5																								
	2	25,470	4.1	24,478	158	161.5	0.00	500	30	0.000	19.6	3.45	1.2	4.17	3,600	0.5																								
	3	25,920	4.0	24,920	135	161.6	0.00	500	30	0.000	19.3	3.45	1.2	4.17	3,600	0.5																								
	4	24,480	8.9	22,479	137	161.4	0.00	500	30	0.000	20.4	3.50	1.3	4.17	3,400	0.5																								
	5	24,700	4.2	23,703	142	161.5	0.00	500	30	0.000	20.2	3.40	1.3	4.17	3,500	0.5																								
	6	23,760	4.4	22,763	125	161.6	0.00	300	30	0.000	12.6	3.40	1.3	4.17	3,600	0.5																								
	7	25,640	18.5	21,642	121	161.0	0.00	300	30	0.000	11.7	3.45	1.4	4.17	3,500	0.5																								
	8	25,350	4.1	24,357	120	161.8	0.00	300	30	0.000	11.8	2.66	1.2	4.17	3,600	0.5																								
	9	25,920	4.0	24,916	128	161.5	0.00	600	30	0.000	23.1	2.70	1.2	4.17	3,600	0.5																								
	10	26,500	8.0	24,537	121	161.7	0.00	300	30	0.000	11.3	2.70	1.2	4.17	3,600	0.5																								
	11	27,340	3.8	26,346	148	161.8	0.00	300	30	0.000	11.0	2.85	1.1	4.17	3,900	0.5																								
	12	27,130	3.9	26,124	196	162.4	0.00	600	30	0.000	22.1	2.90	1.1	4.17	3,700	0.5																								
	13	27,600	3.8	26,591	325	162.3	0.00	600	30	0.000	21.7	5.33	1.1	4.17	3,900	0.5																								
	14	27,500	3.7	26,514	364	162.7	0.00	600	30	0.000	21.8	5.30	1.1	4.17	3,600	0.5																								
	15	26,800	3.9	25,793	385	162.5	0.00	500	30	0.000	18.7	4.00	1.2	4.17	3,800	0.5																								
	16	25,230	4.1	24,231	380	162.1	0.00	1,000	30	0.000	39.6	4.05	1.2	4.17	3,600	0.5																								
	17	26,000	4.6	24,868	428	161.5	0.00	1,000	30	0.000	38.5	4.05	1.2	4.17	3,700	0.5																								
	18	25,270	4.1	24,264	382	161.4	0.00	1,000	30	0.000	39.6	4.30	1.2	4.17	3,600	0.5																								
	19	25,305	4.1	24,304	315	161.5	0.00	1,000	30	0.000	39.5	3.35	1.2	4.17	3,700	0.5																								
	20	26,300	4.0	25,289	280	161.0	0.00	500	30	0.000	19.0	3.30	1.2	4.17	3,600	0.5																								
	21	25,320	4.1	24,315	228	161.8	0.00	800	30	0.000	31.6	3.00	1.2	4.17	3,600	0.5																								
	22	25,000	5.4	23,710	168	161.6	0.00	300	30	0.000	12.0	3.00	1.3	4.17	3,600	0.5																								
	23	24,600	4.1	23,630	165	161.5	0.00	300	30	0.000	12.2	3.00	1.3	4.17	3,600	0.5																								
	24	25,200	4.1	24,216	142	161.5	0.00	600	30	0.000	23.8	2.85	1.2	4.17	3,500	0.5																								
	25	24,280	4.3	23,273	131	161.3	0.00	300	30	0.000	12.4	2.80	1.3	4.17	3,600	0.5																								
	26	26,000	4.1	24,978	134	161.3	0.00	300	30	0.000	11.5	3.66	1.2	4.17	3,700	0.5																								
	27	27,300	4.0	26,253	172	161.3	0.00	600	30	0.000	22.0	3.60	1.1	4.17	3,800	0.5																								
	28	25,200	4.6	24,101	132	161.0	0.00	300	30	0.000	11.9	3.60	1.2	4.17	3,600	0.5																								
	29	27,500	3.9	26,458	136	161.2	0.00	300	30	0.000	10.9	3.50	1.1	4.17	3,900	0.5																								
	30	26,650	3.9	25,648	154	161.2	0.00	300	30	0.000	11.3	3.55	1.2	4.17	3,800	0.5																								
	31	26,100	4.3	25,034	168	161.5	0.00	600	30	0.000	23.0	3.50	1.2	4.17	3,800	0.5																								
Total		800,845	4.8	764,213	---	---	0.00	16,100	930	---	---	---	---	---	113,200	---	4	338	450	445	445	375	372	380	374	1	1	1	1	2	2	2	2	4	4	5	6	6	12
Max.		27,600	3.8	26,591	428	162.7	0.00	1,000	30	0.000	39.6	5.33	1.4	4.17	3,900	0.5																								
Min.		23,760	9.8	21,642	120	161.0	0.00	300	30	0.000	10.9	2.66	1.1	4.17	3,400	0.5																								
Ave.		25,834	4.8	24,652	202	161.6	0.00	519	30	0.000	20.1	3.47	1.2	4.17	3,652	0.5																								
Feb	1	28,500	3.7	27,483	143	161.1	0.00	300	30	0.000	10.5	3.50	1.1	4.17	3,800	0.5																								
	2	26,590	0.0	26,584	141	161.2	0.00	300	30	0.000	11.3	3.55	1.1	4.17	3,900	0.5																								
	3	27,066	5.9	25,566	164	161.5	0.00	600	30	0.000	22.2	3.60	1.2	4.17	3,800	0.5																								
	4	27,795	5.7	26,295	121	161.1	0.00	250	30	0.000	9.0	3.60	1.1	4.17	3,800	0.5																								
	5	27,845	5.7	26,349	108	161.1	0.00	250	33	0.000	9.0	3.50	1.3	4.17	3,900	0.5																								
	6	27,276	5.8	25,776	87	162.3	0.00	250	33	0.000	9.2	3.00	1.3	4.17	4,000	0.5																								
	7	28,560	5.5	27,062	84	162.3	0.00	250	33	0.000	8.8	3.05	1.2	4.17	3,900	0.5																								
	8	29,010	5.5	27,510	82	162.1	0.00	500	33	0.000	17.2	3.10	1.2	4.17	4,100	0.5																								
	9	26,310	6.0	24,811	84	162.0	0.00	250	33	0.000	9.5	3.05	1.3	4.17	3,900	0.5																								
	10	28,925	5.5	27,425	64	160.8	0.00	250	33	0.000	8.6	3.00	1.2	4.17	3,900	0.5																								
	11	27,730	5.7	26,230	60	160.9	0.00	250	33	0.000	9.0	2.85	1.3	4.17	4,000	0.5																								
	12	27,473	5.8	25,973	60	160.8	0.00	500	38	0.000	18.2	2.80	1.5	4.17	3,900	0.6																								
	13	29,300	5.4	27,801	54	161.0	0.00	250	33	0.000	8.5	2.80	1.2	4.17	4,000	0.5																								
	14	29,318	5.4	27,818	89	161.0	0.00	250	33	0.000	8.5	3.00	1.2	4.17	4,100	0.5																								
	15	27,035	5.9	25,539	87	161.1	0.00	250	33	0.000	9.2	3.05	1.3	4.17	3,800	0.5																								
	16	30,025	5.2	28,528	69	161.4	0.00	250	33	0.000	8.3	3.00	1.2	4.17	4,000	0.5																								
	17	27,825	5.7	26,327	69	161.5	0.00	250	33	0.000	9.0	3.05	1.3	4.17	3,900	0.5																								
	18	27,797	5.7	26,297	68	161.3	0.00	500	33	0.000	18.0	3.05	1.3	4.17	3,900	0.5																								
	19	28,120	5.6	26,621	75	161.1	0.00	250	38	0.000	8.9	3.00	1.4	4.17	3,900	0.6																								
	20	28,700	5.5	27,201	77	161.0	0.00	250	33	0.000	8.7	3.05	1.2	4.17	3,900	0.5																								
	21	26,793	5.9	25,293	72	161.2	0.00	500	33	0.000	18.7	3.00	1.3	4.17	3,800	0.5																								
	22	28,407	5.6	26,907	64	161.0	0.00	250	33	0.000	8.8	3.10	1.2	4.17	3,900	0.5																								
	23	26,815	5.9	25,316	65	161.0	0.00	250	33	0.000	9.3	3.10	1.3	4.17	3,900	0.5																								
	24	26,030	6.1	24,532	75	160.8	0.00	500	33	0.000	19.2	3.05	1.3	4.17	3,700	0.5																								
	25	26,247	6.1	24,747	63	160.7	0.00	250	33	0.000	9.5	3.05	1.3	4.17	3,600	0.5																								
	26	24,273	9.0	22,273	65	160.8	0.00	250	38	0.000	10.3	3.50	1.7	4.17	3,300	0.6																								
	27	26,738	5.9	25,238	62	160.7	0.00	500	33	0.000	18.7	3.55	1.3	4.17	3,800	0.5																								
	28	27,850	5.7	26,351	60	160.6	0.00	250	33	0.000	9.0	3.55	1.3	4.17	3,900	0.5																								
Total		774,353	5.5	733,853	---	---	0.00	8,950	927	---	---	---	---	---	108,300	---	4	620	620	620	620	558	496	496	493	1	1	1	1	3	4	4	4	6	6	8	7	4	1
Max.		30,025	5.2	28,528	164	162.3	0.00	600	38	0.000	22.2	3.60	1.7	4.17	4,100	0.6																								
Min.		24,273	9.0	22,273	54	160.6	0.00	250	30	0.000	8.3	2.80	1.1	4.17	3,300	0.5																								
Ave.		27,655	5.5	26,209	83	161.2	0.00	320	33	0.000	11.6	3.16	1.3	4.17	3,868	0.5																								

Month	Day	Amount of Raw Water	Ratio of Loss	Delivery of Distribution	Turb. of Raw Water	Water Level in Mekong	Consumption of Chemicals			Dosing Rate of Chemicals					Consumption of Electricity	Residual Chloline	Number of Times for Coriform Group Analysis	Working Hours for Pump Operation (hr)								Number of Times for Cleanning / Washing (Time)												Number of Times of Equip. Repair Check	
							Polymer	Alum	Hypo	Polymer	Alum		Hypo					Intake Pump				Distribution Pump				Cleaning for Sedimentation Basin				Washing for Gravel Filter				Washing for Filter Basin					
										Calcu.	Calcu.	Record	Calcu.	Record																									
		(m^3/d)	(%)	(m^3/d)	(NTU)	(m)	(kg/d)	(kg/d)	(kg/d)	(mg/l)	(mg/l)	(mg/l)	(mg/l)	(mg/l)	(kWh)	(ppm)		1	2	3	4	1	2	3	4	1	2	3	4	1	2	3	4	1	2	3	4	Electrical Equip.	Pump Equip.
Mar	1	27,517	5.8	26,017	66	160.8	0.00	500	33	0.000	18.2	3.50	1.3	4.17	3,800	0.5																							
	2	27,510	5.7	26,016	64	160.8	0.00	250	33	0.000	9.1	3.50	1.3	4.17	3,800	0.5																							
	3	29,400	5.4	27,900	60	160.7	0.00	250	33	0.000	8.5	3.50	1.2	4.17	3,600	0.5																							
	4	27,370	5.8	25,870	58	160.7	0.00	250	33	0.000	9.1	3.50	1.3	4.17	3,800	0.5																							
	5	26,465	3.9	25,467	54	160.5	0.00	500	38	0.000	18.9	3.55	1.5	4.17	3,900	0.6																							
	6	28,135	5.6	26,633	51	160.4	0.00	250	33	0.000	8.9	3.50	1.2	4.17	3,900	0.5																							
	7	27,430	5.8	25,930	53	160.7	0.00	250	33	0.000	9.1	3.50	1.3	4.17	3,800	0.5																							
	8	26,814	5.9	25,314	55	161.5	0.00	250	33	0.000	9.3	3.50	1.3	4.17	3,900	0.5																							
	9	28,555	5.5	27,054	62	161.5	0.00	500	33	0.000	17.5	3.50	1.2	4.17	3,900	0.5																							
	10	26,690	6.0	25,190	86	160.5	0.00	250	33	0.000	9.4	3.50	1.3	4.17	3,900	0.5																							
	11	26,560	6.0	25,059	53	160.5	0.00	250	33	0.000	9.4	3.50	1.3	4.17	3,900	0.5																							
	12	27,370	5.8	25,870	75	160.5	0.00	250	38	0.000	9.1	3.50	1.5	4.17	3,800	0.6																							
	13	26,628	6.0	25,128	58	160.5	0.00	500	33	0.000	18.8	3.55	1.3	4.17	3,800	0.5																							
	14	27,235	5.8	25,735	63	160.7	0.00	250	33	0.000	9.2	3.15	1.3	4.17	3,900	0.5																							
	15	27,490	5.7	25,997	86	160.4	0.00	250	33	0.000	9.1	3.20	1.3	4.17	3,900	0.5																							
	16	27,034	5.9	25,534	74	160.5	0.00	250	33	0.000	9.2	3.25	1.3	4.17	3,800	0.5																							
	17	26,460	6.0	24,960	78	161.5	0.00	500	33	0.000	18.9	3.20	1.3	4.17	3,800	0.5																							
	18	28,833	5.5	27,333	64	161.4	0.00	250	33	0.000	8.7	3.20	1.2	4.17	3,900	0.5																							
	19	26,730	5.9	25,231	64	160.5	0.00	500	38	0.000	18.7	3.20	1.5	4.17	3,800	0.6																							
	20	26,772	5.9	25,272	78	160.5	0.00	250	33	0.000	9.3	3.25	1.3	4.17	3,700	0.5																							
	21	27,685	5.7	26,185	83	160.5	0.00	500	33	0.000	18.1	3.20	1.3	4.17	3,800	0.5																							
	22	27,390	5.8	25,891	63	160.5	0.00	250	33	0.000	9.1	3.20	1.3	4.17	3,800	0.5																							
	23	27,172	5.8	25,672	58	160.5	0.00	250	33	0.000	9.2	3.20	1.3	4.17	3,700	0.5																							
	24	28,409	5.6	26,909	57	160.5	0.00	500	33	0.000	17.6	3.20	1.2	4.17	3,900	0.5																							
	25	27,970	5.7	26,470	68	160.5	0.00	250	33	0.000	8.9	3.20	1.2	4.17	3,800	0.5																							
	26		#####							######	######		######																										
	27		#####							######	######		######																										
	28		#####							######	######		######																										
	29		#####							######	######		######																										
	30		#####							######	######		######																										
	31		#####							######	######		######																										
Total		685,624	5.7	648,637	---	---	0.00	8,250	840	---	---	---	---	---	95,600	---	4	560	560	560	560	504	448	448	476	1	1	1	1	3	4	4	4	7	6	6	6	4	1
Max.		29,400	5.4	27,900	86	161.5	0.00	500	38	######	######	3.55	######	4.17	3,900	0.6																							
Min.		26,460	6.0	24,960	51	160.4	0.00	250	33	######	######	3.15	######	4.17	3,600	0.5																							
Ave.		27,425	5.7	25,945	65	160.7	0.00	330	34	######	######	3.36	######	4.17	3,824	0.5																							
TOTAL		2,260,822	5.3	2,146,703	---	---	0.00	33,300	2,697	---	---	---	---	---	317,100	---																							
MAX.		30,025	5.2	28,528	428	162.7	0.00	1,000	38	######	######	5.33	######	4.17	4,100	0.6																							
MIN.		0	#####	0	0	0.0	0.00	0	0	######	######	0.00	######	0.00	0	0.0																							
AVE.		26,915	5.3	25,556	122	161.2	0.00	396	32	######	######	3.34	######	4.17	3,775	0.5																							

Monthly Average Raw Water, Treated Water and Ratio of Loss in the Plant in Year 2002

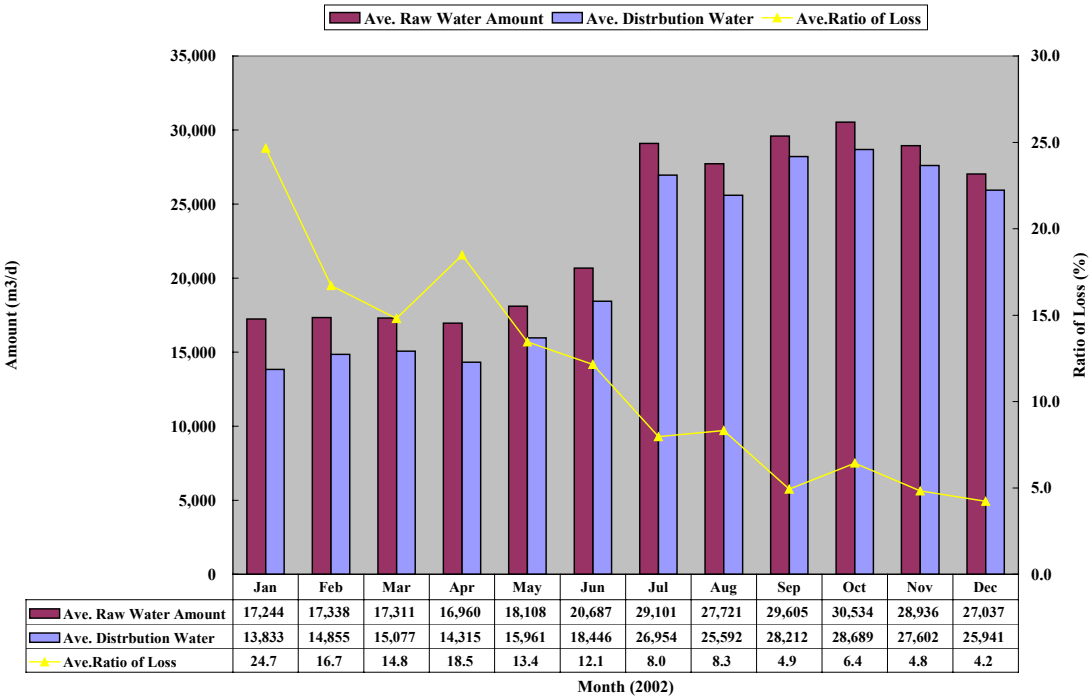

	Jan	Feb	Mar	Apr	May	Jun	Jul	Aug	Sep	Oct	Nov	Dec
Ave. Raw Water Amount	17,244	17,338	17,311	16,960	18,108	20,687	29,101	27,721	29,605	30,534	28,936	27,037
Ave. Distrbution Water	13,833	14,855	15,077	14,315	15,961	18,446	26,954	25,592	28,212	28,689	27,602	25,941
Ave.Ratio of Loss	24.7	16.7	14.8	18.5	13.4	12.1	8.0	8.3	4.9	6.4	4.8	4.2

Correlation between Raw Water Turbidity and Polymer Usage (2002)

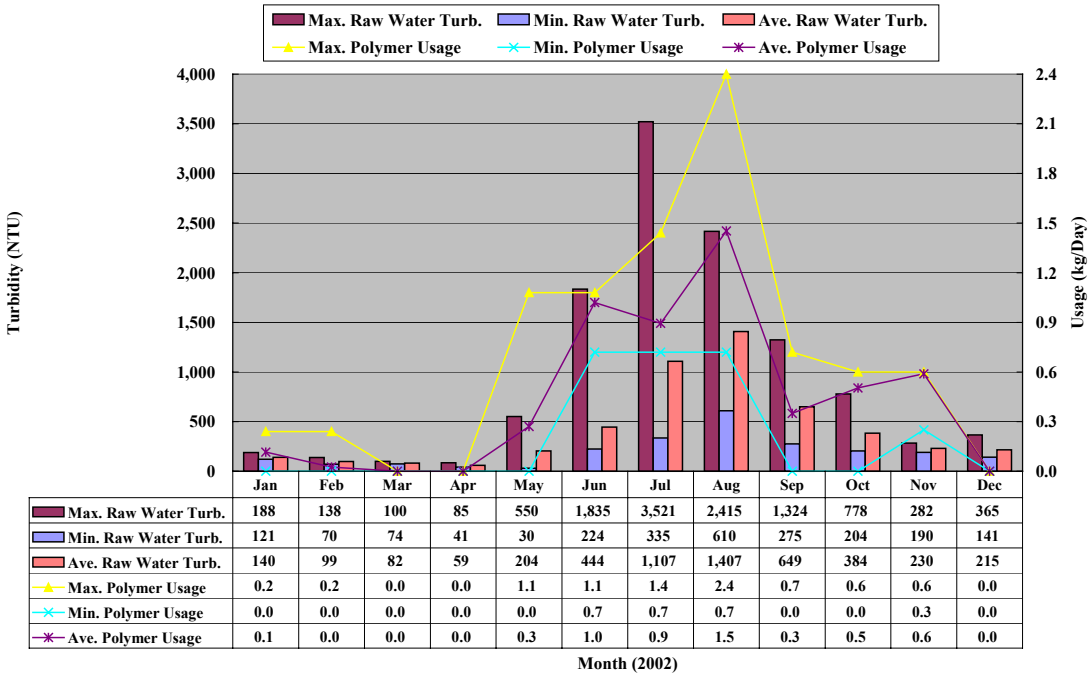

	Jan	Feb	Mar	Apr	May	Jun	Jul	Aug	Sep	Oct	Nov	Dec
Max. Raw Water Turb.	188	138	100	85	550	1,835	3,521	2,415	1,324	778	282	365
Min. Raw Water Turb.	121	70	74	41	30	224	335	610	275	204	190	141
Ave. Raw Water Turb.	140	99	82	59	204	444	1,107	1,407	649	384	230	215
Max. Polymer Usage	0.2	0.2	0.0	0.0	1.1	1.1	1.4	2.4	0.7	0.6	0.6	0.0
Min. Polymer Usage	0.0	0.0	0.0	0.0	0.0	0.7	0.7	0.7	0.0	0.0	0.3	0.0
Ave. Polymer Usage	0.1	0.0	0.0	0.0	0.3	1.0	0.9	1.5	0.3	0.5	0.6	0.0

Correlation between Raw Water Turbidity and Polymer Dosing Rate (2002)

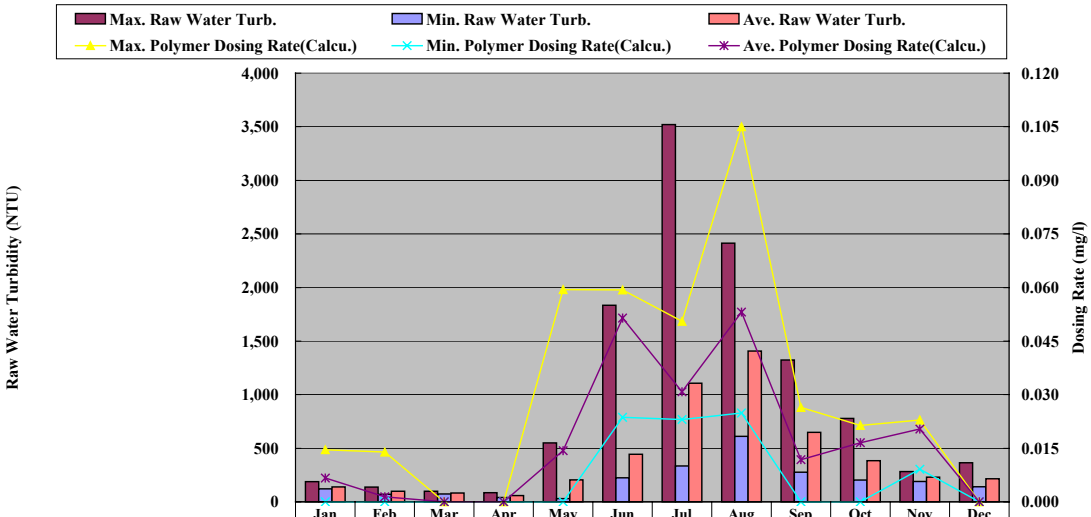

	Jan	Feb	Mar	Apr	May	Jun	Jul	Aug	Sep	Oct	Nov	Dec
Max. Raw Water Turb.	188	138	100	85	550	1,835	3,521	2,415	1,324	778	282	365
Min. Raw Water Turb.	121	70	74	41	30	224	335	610	275	204	190	141
Ave. Raw Water Turb.	140	99	82	59	204	444	1,107	1,407	649	384	230	215
Max. Polymer Dosing Rate(Calcu.)	0.015	0.014	0.000	0.000	0.059	0.059	0.051	0.105	0.026	0.021	0.023	0.000
Min. Polymer Dosing Rate(Calcu.)	0.000	0.000	0.000	0.000	0.000	0.024	0.023	0.025	0.000	0.000	0.009	0.000
Ave. Polymer Dosing Rate(Calcu.)	0.007	0.001	0.000	0.000	0.014	0.051	0.031	0.053	0.012	0.017	0.020	0.000

Month (2002)

Correlation between Raw Water Turbidity and Alum Usage (2002)

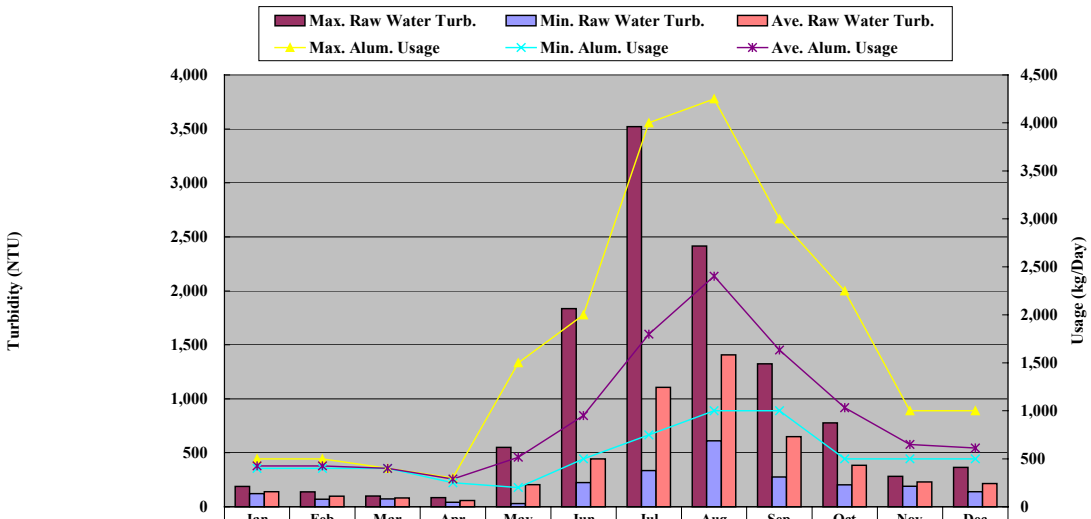

	Jan	Feb	Mar	Apr	May	Jun	Jul	Aug	Sep	Oct	Nov	Dec
Max. Raw Water Turb.	188	138	100	85	550	1,835	3,521	2,415	1,324	778	282	365
Min. Raw Water Turb.	121	70	74	41	30	224	335	610	275	204	190	141
Ave. Raw Water Turb.	140	99	82	59	204	444	1,107	1,407	649	384	230	215
Max. Alum. Usage	500	500	400	300	1,500	2,000	4,000	4,250	3,000	2,250	1,000	1,000
Min. Alum. Usage	400	400	400	250	200	500	750	1,000	1,000	500	500	500
Ave. Alum. Usage	426	426	400	288	516	950	1,798	2,403	1,633	1,033	650	613

Month (2002)

Correlation between Raw Water Turbidity and Alum Dosing Rate (Calculation)(2002)

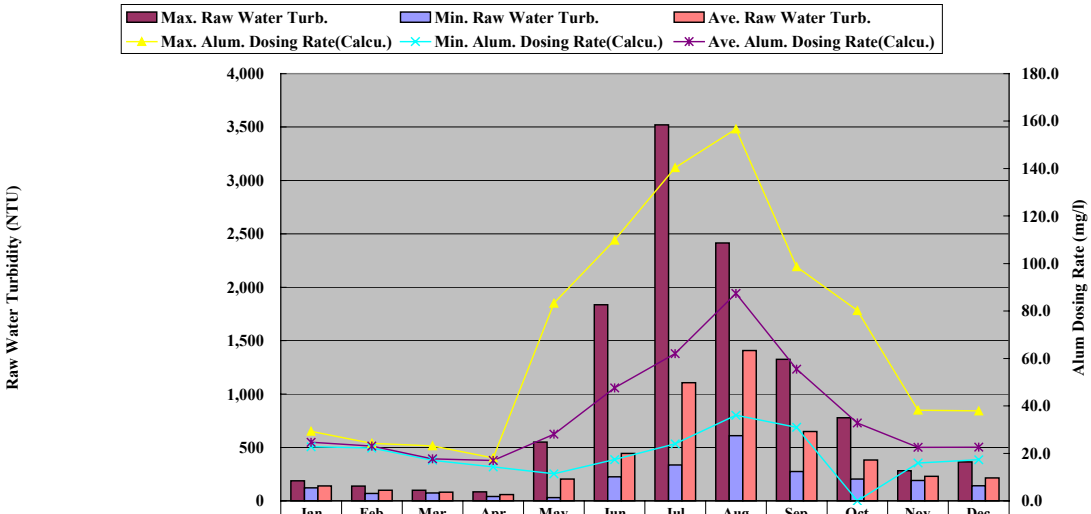

	Jan	Feb	Mar	Apr	May	Jun	Jul	Aug	Sep	Oct	Nov	Dec
Max. Raw Water Turb.	188	138	100	85	550	1,835	3,521	2,415	1,324	778	282	365
Min. Raw Water Turb.	121	70	74	41	30	224	335	610	275	204	190	141
Ave. Raw Water Turb.	140	99	82	59	204	444	1,107	1,407	649	384	230	215
Max. Alum. Dosing Rate(Calcu.)	29.3	24.2	23.2	18.1	83.3	109.9	140.4	156.7	98.6	80.2	38.2	37.9
Min. Alum. Dosing Rate(Calcu.)	22.8	22.2	17.1	14.3	11.4	17.4	24.0	36.0	31.0	0.0	15.9	17.3
Ave. Alum. Dosing Rate(Calcu.)	24.7	23.1	17.7	17.0	28.1	47.6	62.0	87.4	55.5	32.8	22.6	22.6

Month (2002)

Correlation between Raw Water Turbidity and Alum Dosing Rate (Record)(2002)

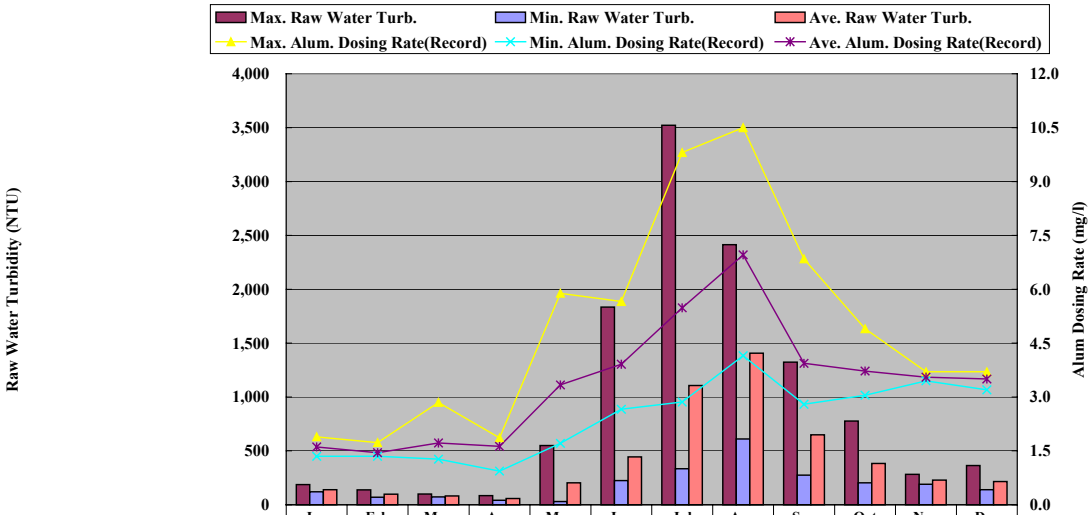

	Jan	Feb	Mar	Apr	May	Jun	Jul	Aug	Sep	Oct	Nov	Dec
Max. Raw Water Turb.	188	138	100	85	550	1,835	3,521	2,415	1,324	778	282	365
Min. Raw Water Turb.	121	70	74	41	30	224	335	610	275	204	190	141
Ave. Raw Water Turb.	140	99	82	59	204	444	1,107	1,407	649	384	230	215
Max. Alum. Dosing Rate(Record)	1.9	1.7	2.9	1.9	5.9	5.7	9.8	10.5	6.9	4.9	3.7	3.7
Min. Alum. Dosing Rate(Record)	1.4	1.4	1.3	0.9	1.7	2.7	2.9	4.2	2.8	3.1	3.5	3.2
Ave. Alum. Dosing Rate(Record)	1.6	1.4	1.7	1.6	3.3	3.9	5.5	7.0	3.9	3.7	3.6	3.5

Month (2002)

CHINAIMO

TREATMENT PLANT

MONTHLY STATISTIC OPERATION RECORD OF CHINAIMO WTP IN 2001

Month	Day	Raw Water Amount (m^3/d)	Ratio of Loss (%)	Filtered Water (m^3/d)	Consumotion of Filtered Water (m^3/d)	Delivery of Distribution: To City (m^3/d)	Delivery of Distribution: To Thadeua (m^3/d)	Volume of Filter Wash-Drain (m^3/d)	Turbidity of Raw Water (NTU)	Water Level in Mekong (m)	Consuption of Chemicals: Polymer (kg/d)	Consuption of Chemicals: Alum (kg/d)	Consuption of Chemicals: Hypo (kg/d)	Dosing Rate of Chemicals: Polymer (Calcu.) (mg/l)	Dosing Rate of Chemicals: Alum (Calcu.) (mg/l)	Dosing Rate of Chemicals: Alum (Record) (mg/l)	Dosing Rate of Chemicals: Hypo (Calcu.) (mg/l)	Residual Chloline (ppm)	Consumption of Electricity (kWh)
Jan	1	85,685	3.0	83,207	83,207	80,054	1,623	1,530	83	0.0	0.0	900	125	0.000	10.5	10.0	1.5	0.7	23,900
	2	85,943	0.2	85,786	85,786	82,550	2,216	1,020	87	0.0	0.0	900	125	0.000	10.5	10.0	1.5	0.7	24,700
	3	89,508	3.8	86,221	86,221	82,775	1,916	1,530	77	0.0	0.0	800	125	0.000	8.9	10.0	1.4	0.7	23,800
	4	88,964	0.5	88,537	88,537	84,490	2,517	1,530	73	0.0	0.0	900	125	0.000	10.1	10.0	1.4	0.5	25,000
	5	84,130	1.0	83,299	83,299	79,705	2,574	1,020	82	0.0	0.0	900	125	0.000	10.7	10.0	1.5	0.7	23,000
	6	94,324	6.6	88,511	88,511	85,082	2,409	1,020	88	0.0	0.0	900	125	0.000	9.5	10.0	1.4	0.7	24,600
	7	93,683	6.6	87,884	87,884	84,203	2,151	1,530	86	0.0	0.0	800	125	0.000	8.5	10.0	1.4	0.7	25,300
	8	90,630	1.6	89,209	89,209	85,555	2,634	1,020	84	0.0	0.0	1,100	125	0.000	12.1	10.0	1.4	0.7	24,600
	9	93,469	4.2	89,699	89,699	85,976	2,703	1,020	92	0.0	0.0	900	125	0.000	9.6	10.0	1.4	0.6	25,300
	10	92,546	2.7	90,077	90,077	85,473	3,074	1,530	105	0.0	0.0	1,100	125	0.000	11.9	15.0	1.4	0.7	24,900
	11	88,675	5.0	84,420	84,420	80,761	2,639	1,020	80	0.0	0.0	1,100	125	0.000	12.4	10.0	1.5	0.6	24,000
	12	93,320	5.2	88,733	88,733	84,699	2,504	1,530	78	0.0	0.0	900	125	0.000	9.6	10.0	1.4	0.6	25,200
	13	94,125	5.7	89,088	89,088	85,162	2,396	1,530	87	0.0	0.0	1,100	125	0.000	11.7	10.0	1.4	0.6	24,500
	14	92,095	4.4	88,174	87,664	84,019	2,625	1,020	85	0.0	0.0	1,100	125	0.000	11.9	10.0	1.4	0.7	25,300
	15	96,449	9.8	87,837	87,837	83,445	2,862	1,530	94	0.0	0.0	1,200	125	0.000	12.4	10.0	1.4	0.5	26,000
	16	96,486	9.4	88,215	88,215	84,010	2,675	1,530	95	0.0	0.0	900	125	0.000	9.3	10.0	1.4	0.6	25,600
	17	96,165	10.6	86,932	86,932	83,768	2,144	1,020	95	0.0	0.0	900	125	0.000	9.4	10.0	1.4	0.6	25,000
	18	96,911	9.6	88,439	88,439	83,989	2,920	1,530		0.0	0.0	1,000	125	0.000	10.3	10.0	1.4	0.4	26,700
	19	92,761	4.8	88,496	88,496	84,011	2,955	1,530	87	0.0	0.0	1,000	125	0.000	10.8	12.0	1.4	0.8	25,700
	20	94,527	5.9	89,281	89,281	85,621	2,640	1,020	78	0.0	0.0	1,000	125	0.000	10.6	10.0	1.4	0.7	25,700
	21	92,186	2.1	90,267	90,267	85,824	2,913	1,530	72	0.0	0.0	1,000	125	0.000	10.8	10.0	1.4	0.6	26,300
	22	89,592	0.5	89,188	89,188	85,405	2,253	1,530	72	0.0	0.0	1,000	125	0.000	11.2	10.0	1.4	0.6	25,400
	23	91,285	5.5	86,517	86,517	84,305	2,212	0	72	0.0	0.0	900	125	0.000	9.9	10.0	1.4	0.8	23,900
	24	93,706	5.0	89,250	89,250	84,896	2,824	1,530		0.0	0.0	700	125	0.000	7.5	8.0	1.4	0.5	25,900
	25	94,277	5.3	89,538	89,538	85,196	2,812	1,530	61	0.0	0.0	700	125	0.000	7.4	8.0	1.4	0.7	26,100
	26	93,685	6.9	87,671	87,671	84,310	2,341	1,020	60	0.0	0.0	900	125	0.000	9.6	8.0	1.4	0.8	25,500
	27	94,358	6.8	88,324	88,324	84,610	2,694	1,020	61	0.0	0.0	1,000	125	0.000	10.6	8.0	1.4	0.6	26,100
	28	88,877	2.9	86,386	86,386	82,702	2,154	1,530		0.0	0.0	900	125	0.000	10.1	0.0	1.4	0.0	25,100
	29	92,253	8.3	85,153	85,153	81,759	2,374	1,020	77	0.0	0.0	800	125	0.000	8.7	10.0	1.5	0.7	25,100
	30	93,382	5.9	88,175	88,175	83,924	2,721	1,530	67	0.0	0.0	800	125	0.000	8.6	8.0	1.4	0.8	25,900
	31	92,395	7.1	86,246	86,246	81,869	2,847	1,530	64	0.0	0.0	1,000	125	0.000	10.8	8.0	1.4	0.7	26,100
Total		2,856,392	5.1	2,718,760	2,718,250	2,600,148	78,322	39,780	---	---	0.0	29,100	3,875	---	---	---	---	---	780,200
Max.		96,911	7.4	90,267	90,267	85,976	3,074	1,530	105	0.0	0.0	1,200	125	0.000	12.4	15.0	1.5	0.8	26,700
Min.		84,130	1.1	83,207	83,207	79,705	1,623	0	60	0.0	0.0	700	125	0.000	7.4	0.0	1.4	0.0	23,000
Ave.		92,142	5.1	87,702	87,685	83,876	2,527	1,283	80	0.0	0.0	939	125	0.000	10.2	9.5	1.4	0.6	25,168
Feb	1	95,315	8.1	88,171	88,171	84,819	2,332	1,020	69	0.0	0.0	900	125	0.000	9.4	8.0	1.4	0.7	25,400
	2	93,422	5.9	88,202	88,202	84,180	2,492	1,530	61	0.0	0.0	800	125	0.000	8.6	8.0	1.4	0.4	26,100
	3	94,767	6.6	88,900	88,900	84,620	2,750	1,530		0.0	0.0	900	125	0.000	9.5	0.0	1.4	0.0	25,800
	4	90,962	6.0	85,844	85,844	82,205	2,619	1,020	60	0.0	0.0	900	125	0.000	9.9	8.0	1.5	0.8	24,900
	5	92,338	4.6	88,308	88,308	84,197	2,581	1,530	75	0.0	0.0	900	125	0.000	9.7	8.0	1.4	0.4	25,300
	6	90,651	1.2	89,552	89,552	85,096	2,926	1,530	63	0.0	0.0	700	125	0.000	7.7	8.0	1.4	0.7	25,900
	7	94,776	8.0	87,770	87,770	83,960	2,790	1,020	51	0.0	0.0	800	125	0.000	8.4	8.0	1.4	0.9	25,500
	8	89,438	2.3	87,453	87,453	83,150	2,773	1,530	72	0.0	0.0	1,000	125	0.000	11.2	8.0	1.4	1.0	25,700
	9	92,425	3.4	89,357	89,357	84,837	2,990	1,530	64	0.0	0.0	800	125	0.000	8.7	8.0	1.4	0.8	25,400
	10	87,881	9.1	80,577	80,577	77,978	2,599	0	43	0.0	0.0	700	125	0.000	8.0	8.0	1.6	0.9	22,900
	11	93,159	5.2	88,529	88,529	85,365	2,144	1,020		0.0	0.0	900	125	0.000	9.7	0.0	1.4	0.0	26,700
	12	92,161	2.9	89,554	89,554	85,145	2,879	1,530	60	0.0	0.0	700	125	0.000	7.6	8.0	1.4	0.6	26,400
	13	93,468	6.4	87,808	87,808	84,010	2,778	1,020	52	4.0	0.0	800	125	0.000	8.6	8.0	1.4	1.0	25,800
	14	94,754	7.8	87,871	87,871	83,647	2,694	1,530	72	4.0	0.0	900	125	0.000	9.5	10.0	1.4	0.7	26,500
	15	95,016	8.7	87,409	87,409	83,396	2,993	1,020	42	3.8	0.0	700	125	0.000	7.4	8.0	1.4	0.6	26,800
	16	93,503	9.3	85,541	85,541	81,640	2,881	1,020	40	3.8	0.0	700	125	0.000	7.5	8.0	1.5	0.9	25,600
	17	97,247	12.3	86,586	86,586	82,526	2,530	1,530		4.0	0.0	1,000	125	0.000	10.3	0.0	1.4	0.0	25,200
	18	92,030	3.6	88,803	88,803	84,773	2,500	1,530		4.0	0.0	900	125	0.000	9.8	0.0	1.4	0.0	26,100
	19	92,481	6.8	86,570	86,570	82,957	2,593	1,020	34	3.8	0.0	700	125	0.000	7.6	8.0	1.4	0.9	24,600
	20	91,755	4.8	87,552	87,552	83,292	2,730	1,530	30	3.8	0.0	800	125	0.000	8.7	8.0	1.4	0.7	25,400
	21	90,610	2.2	88,670	88,670	84,019	3,121	1,530	28	3.8	0.0	800	125	0.000	8.8	8.0	1.4	0.8	25,600
	22	92,400	6.5	86,782	86,782	83,259	2,503	1,020	20	3.8	0.0	600	125	0.000	6.5	7.0	1.4	0.8	25,600
	23	95,326	11.3	85,674	85,674	81,599	2,545	1,530	25	3.8	0.0	900	125	0.000	9.4	7.0	1.5	1.0	26,700
	24	94,938	9.7	86,537	86,537	82,442	2,565	1,530	32	3.8	0.0	800	125	0.000	8.4	7.0	1.4	0.7	25,200
	25	94,884	11.3	85,277	84,287	81,738	2,549	0		3.8	0.0	800	125	0.000	8.4	7.0	1.5		26,300
	26	95,119	10.7	85,949	85,949	81,354	3,065	1,530	23	3.8	0.0	800	125	0.000	8.4	7.0	1.5	0.5	26,700
	27	92,668	7.1	86,550	96,550	92,516	2,504	1,530	26	3.8	0.0	800	125	0.000	8.6	7.0	1.4	0.5	26,300
	28	94,838	11.7	84,905	84,905	82,404	2,501	0	26	3.8	0.0	700	125	0.000	7.4	7.0	1.5	0.7	26,000
Total		2,608,332	6.9	2,440,701	2,449,711	2,341,124	74,927	33,660	---	---	0.0	22,700	3,500	---	---	---	---	---	720,400
Max.		97,247	8.6	89,554	96,550	92,516	3,121	1,530	75	4.0	0.0	1,000	125	0.000	11.2	10.0	1.6	1.0	26,800
Min.		87,881	9.1	80,577	80,577	77,978	2,144	0	20	0.0	0.0	600	125	0.000	6.5	0.0	1.4	0.0	22,900
Ave.		93,155	6.9	87,168	87,490	83,612	2,676	1,202	46	2.2	0.0	811	125	0.000	8.7	6.7	1.4	0.6	25,729

Month	Day	Running Hour of Pump Worked: Raw Water Intake Pump (h) 1	2	3	4	5	6	Distribution Pump (h) To City 1	2	3	4	5	6	To Thadeua 1	2	Air Blow (min) 1	2	Back Wash (min) 1	2	Cleaning of Sed. Basin	Frequency of Filter Washing 1	2	3	4	5	6	7	8
Jan	1	20	20	18	21	14	15	16	16	13	19	18	13	5	4	15		60						1	1	1		
	2	21	18	19	3	24	22	16	16	12	19	17	16	4	4	10		40									1	1
	3	18	21	24	0	16	21	16	16	13	18	18	15	3	4	15		60			1	1	1					
	4	20	24	24	0	20	24	16	16	13	19	18	14	4	5	15		60						1	1	1		
	5	16	16	20	17	19	11	16	16	10	18	14	16	5	5	10		40									1	1
	6	18	17	17	17	13	23	16	16	13	19	18	14	6	3	10		40			1	1						
	7	16	18	17	22	16	18	16	16	13	19	18	14	4	4	15		60						1	1	1		
	8	18	17	19	13	19	16	16	16	12	19	17	16	6	4	10		40									1	1
	9	20	20	21	19	15	20	16	16	13	19	15	20	8	3	10		40			1	1						
	10	18	22	18	19	17	18	16	16	13	19	18	14	6	5	15		60						1	1	1		
	11	17	16	18	17	16	19	16	16	11	16	14	19	4	5	10		40									1	1
	12	21	19	18	18	20	18	16	16	14	15	16	19	4	4	15		60			1	1	1					
	13	17	19	18	20	21	18	16	17	15	15	16	17	5	4	15		60						1	1	1		
	14	19	20	19	17	19	18	16	17	15	15	16	12	5	5	10		40									1	1
	15	21	24	17	22	18	24	16	17	15	15	16	17	3	5	15		60		No.1	1	1	1					
	16	17	24	18	18	24	20	16	17	15	15	16	17	4	6	15		60		No.2				1	1	1		
	17	22	22	17	19	19	21	16		15	15	15	18	4	3	10		40		No.3							1	1
	18	21	21	20	22	21	21	16	17	15	15	16	17	7	4	15		60		No.4	1	1	1					
	19	20	23	14	17	19	24	16	17	15	15	16	17	5	6	15		60						1	1	1		
	20	23	20	21	20	19	22	16	16	16	16	16	16	6	4	10		40									1	1
	21	24	21	17	21	17	22	16	17	15	15	16	17	6	5	15		60						1	1	1		
	22	18	22	27	27	24	24	16	17	15	15	16	17	4	4	15		60			1	1	1					
	23	16	21	22	18	20	21	16	17	15	15	16	17	3	6	0		0										
	24	18	24	18	23	24	20	17	16	15	15	16	17	8	3	15		60			1	1	1					
	25	22	24	19	15	21	22	16	17	15	15	16	17	3	8	15		60						1	1	1		
	26	22	23	19	18	18	21	16	17	15	15	16	17	4	5	10		40									1	1
	27	22	20	18	20	18	24	16	17	15	15	16	17	6	5	10		40			1		1					
	28	22	21	13	17	21	23	16	17	15	15	16	17	4	3	15		60						1	1	1		
	29	14	23	17	2	18	19	16	17	15	15	16	17	5	3	10		40									1	1
	30	20	21	24	24	24	17	16	17	15	15	16	17	6	4	15		60			1	1	1					
	31	20	24	21	17	24	17	16	17	15	15	16	17	6	4	15		60						1	1	1		
Total		601	645	592	523	598	623	497	496	436	505	504	508	151	135	390	0	1,560	0		10	9	8	11	11	11	9	9
Max.		24	24	27	27	24	24	17	17	16	19	18	20	8	8	15	0	60	0									
Min.		14	16	13	0	13	11	16	16	10	15	14	12	3	3	0	0	0	0									
Ave.		19	21	19	17	19	20	16	17	14	16	16	16	5	4	13	###	50	###		3.1	3.4	3.9	2.8	2.8	2.8	3.4	3.4
Feb	1	18	18	18	20	21	20	16	17	15	15	16	17	6	5	10		40									1	1
	2	18	24	17	23	24	20	16	17	15	15	16	17	7	3	15		60			1	1	1					
	3	19	24	22	20	21	19	16	17	15	15	16	17	6	4	15		60						1	1	1		
	4	20	18	23	13	21	20	16	17	15	15	16	17	5	5	10		40									1	1
	5	20	19	19	16	20	17	16	17	15	15	16	17	5	4	15		60			1	1	1					
	6	16	22	23	18	24	20	16	17	15	15	16	17	6	5	15		60						1	1	1		
	7	20	16	20	23	23	23	16	17	15	15	16	17	4	6	10		40									1	1
	8	18	24	22	9	24	23	16	17	15	15	16	17	5	5	15		60			1	1	1					
	9	18	16	20	20	20	21	16	17	15	15	16	17	4	6	15		60						1	1	1		
	10	16	19	18	20	19	19	16	13	11	21	13	11	6	4	0		0										
	11	24	23	24	23	24	20	16	7	15	15	16	17	5	4	10		40			1		1					
	12	24	24	24	20	22	24	16	17	15	15	16	17	5	5	15		60						1	1	1		
	13	18	24	16	19	22	21	16	17	15	15	16	17	5	5	10		40									1	1
	14	24	23	21	24	22	23	16	17	15	15	16	17	4	5	15		60			1	1	1					
	15	22	24	24	21	16	17	16	17	15	15	16	17	6	5	10		40						1	1			
	16	15	20	20	23	24	21	17	16	15	15	17	16	5	5	10		40									1	1
	17	13	24	24	18	23	23	16	17	15	15	16	17	4	5	15		60			1	1	1					
	18	22	24	19	21	21	19	16	17	15	15	16	17	5	4	15		60						1	1	1		
	19	20	18	20	15	21	20	16	17	15	15	16	17	4	5	10		40									1	1
	20	22	23	21	19	16	18	16	17	15	15	16	17	5	4	15		60			1	1	1					
	21	24	24	14	18	22	20	16	17	15	15	16	17	6	5	15		60						1	1	1		
	22	17	20	24	15	18	24	16	17	15	15	17	16	6	4	10		40									1	1
	23	18	22	18	21	22	22	16	17	15	14	16	17	6	4	15		60			1	1	1					
	24	24	24	23	20	24	20	16	17	15	15	16	17	4	6	15		60						1	1	1		
	25	22	24	19	20	24	21	16	17	15	15	16	17															
	26	24	24	22	22	24	24	16	17	14	15	16	17	4	5	15		60			1	1	1					
	27	24	24	22	16	21	20	16	17	15	15	16	17	3	6	15		60						1	1	1		
	28	20	24	20	19	22	24	14	15	17	15	16	17	4	5													
Total		560	613	577	536	605	583	447	459	417	425	447	468	135	129	330	0	1,320	0		9	8	9	8	9	9	7	7
Max.		24	24	24	24	24	24	17	17	17	21	17	17	7	6	15	0	60	0									
Min.		13	16	14	9	16	17	14	7	11	14	13	11	3	3	0	0	0	0									
Ave.		20	22	21	19	22	21	16	16	15	15	16	17	5	5	13	###	51	###		3.1	3.5	3.1	3.5	3.1	3.1	4.0	4.0

Month	Day	Raw Water Amount (m^3/d)	Ratio of Loss (%)	Filtered Water (m^3/d)	Consumotion of Filtered Water (m^3/d)	Delivery of Distribution: To City (m^3/d)	Delivery of Distribution: To Thadeua (m^3/d)	Volume of Filter Wash-Drain (m^3/d)	Turbidity of Raw Water (NTU)	Water Level in Mekong (m)	Consuption of Chemicals: Polymer (kg/d)	Consuption of Chemicals: Alum (kg/d)	Consuption of Chemicals: Hypo (kg/d)	Dosing Rate of Chemicals: Polymer (Calcu.) (mg/l)	Dosing Rate of Chemicals: Alum (Calcu.) (mg/l)	Dosing Rate of Chemicals: Alum (Record) (mg/l)	Dosing Rate of Chemicals: Hypo (Calcu.) (mg/l)	Residual Choline (ppm)	Consumption of Electricity (kWh)
Mar	1	94,711	11.2	85,158	85,158	81,003	2,625	1,530	26	3.8	0.0	800	125	0.000	8.4	7.0	1.5	0.5	26,800
	2	93,779	9.1	85,946	85,946	81,634	2,782	1,530	25	0.0	0.0	700	125	0.000	7.5	7.0	1.5	0.7	27,000
	3	94,422	9.0	86,652	86,652	83,479	2,153	1,020	21	0.0	0.0	700	125	0.000	7.4	7.0	1.4	0.8	26,100
	4	94,016	9.9	85,553	85,553	81,932	2,091	1,530		0.0	0.0	700	125	0.000	7.4		1.5		26,700
	5	95,874	11.9	85,706	85,706	81,623	2,553	1,530	35	0.0	0.0	800	125	0.000	8.3	10.0	1.5	0.8	26,600
	6	97,358	13.0	86,148	86,148	82,847	2,281	1,020	19	0.0	0.0	500	125	0.000	5.1	7.0	1.5	0.7	26,600
	7	96,746	11.1	87,068	87,068	83,044	2,494	1,530	23	0.0	0.0	700	125	0.000	7.2	7.0	1.4	1.0	27,100
	8	96,665	13.6	85,075	85,075	81,099	2,446	1,530		0.0	0.0	800	125	0.000	8.3	7.0	1.5	0.7	25,500
	9	92,916	12.3	82,738	82,738	78,977	2,741	1,020	13	0.0	0.0	700	125	0.000	7.5	7.0	1.5	0.7	26,700
	10	92,060	9.6	83,963	83,963	80,335	2,098	1,530		0.0	0.0	700	125	0.000	7.6		1.5		26,000
	11	90,665	6.7	84,952	84,952	80,771	2,651	1,530		0.0	0.0	700	125	0.000	7.7		1.5		25,800
	12	89,578	7.7	83,185	83,185	79,595	2,570	1,020	25	0.0	0.0	800	125	0.000	8.9	8.0	1.5	0.7	25,900
	13	90,488	7.2	84,443	84,443	80,344	2,569	1,530		0.0	0.0	700	125	0.000	7.7	8.0	1.5	0.5	25,200
	14	89,479	3.8	86,237	86,237	82,028	2,679	1,530	36	0.0	0.0	700	125	0.000	7.8	7.0	1.4	0.7	26,500
	15	91,926	4.4	88,038	86,363	82,648	2,695	1,020	30	0.0	0.0	900	125	0.000	9.8	8.0	1.4	0.7	25,100
	16	93,101	3.4	90,080	90,080	86,076	2,474	1,530		0.0	0.0	800	125	0.000	8.6		1.4		26,500
	17	93,807	6.2	88,289	88,289	84,556	2,203	1,530		4.2	0.0	800	125	0.000	8.5	8.0	1.4	0.6	26,100
	18	94,295	7.6	87,668	87,668	84,823	1,825	1,020		4.0	0.0	900	125	0.000	9.5		1.4		25,500
	19	92,349	6.4	86,810	86,810	83,332	1,948	1,530	30	4.9	0.0	800	125	0.000	8.7	8.0	1.4	0.7	25,400
	20	92,396	4.3	88,566	88,566	84,510	2,526	1,530		0.0	0.0	800	125	0.000	8.7	7.0	1.4	0.7	26,400
	21	91,006	10.1	82,622	85,622	82,327	2,275	1,020	18	0.0	0.0	900	125	0.000	9.9	7.0	1.5	0.6	26,100
	22	97,359	9.1	89,227	89,227	85,457	2,240	1,530	25	0.0	0.0	900	125	0.000	9.2	7.0	1.4	0.5	26,100
	23	96,689	10.9	87,196	87,196	83,175	2,491	1,530		4.4	0.0	600	125	0.000	6.2	7.0	1.4	0.7	26,600
	24	95,222	10.2	86,378	86,378	83,405	1,953	1,020	31	4.4	0.0	600	125	0.000	6.3	7.0	1.4	0.7	25,400
	25	94,489	10.0	85,906	85,906	82,128	2,248	1,530	50	4.4	0.0	900	125	0.000	9.5	10.0	1.5	0.7	25,400
	26	95,131	8.1	88,026	88,026	84,156	2,340	1,530		4.2	0.0	900	125	0.000	9.5		1.4		26,300
	27	95,082	7.6	88,337	88,337	84,643	2,674	1,020	48	4.0	0.0	1,000	125	0.000	10.5	10.0	1.4	0.7	26,200
	28	95,178	7.6	88,475	88,475	84,721	2,224	1,530	51	4.2	0.0	900	125	0.000	9.5	10.0	1.4	0.9	26,400
	29	95,470	8.1	88,343	88,343	84,031	2,782	1,530	37	4.2	0.0	800	125	0.000	8.4	10.0	1.4	0.5	25,900
	30	94,539	8.0	87,530	87,530	83,794	2,716	1,020	28	0.0	0.0	700	125	0.000	7.4	10.0	1.4	0.6	25,300
	31	96,780	6.5	90,909	90,909	86,680	2,699	1,530	28	0.0	0.0	800	125	0.000	8.3	10.0	1.4	0.6	26,500
Total		2,913,576	8.5	2,685,224	2,686,549	2,569,173	75,046	42,330	---	---	0.0	24,000	3,875	---	---	---	---	---	809,700
Max.		97,359	7.1	90,909	90,909	86,680	2,782	1,530	51	4.9	0.0	1,000	125	0.000	10.5	10.0	1.5	1.0	27,100
Min.		89,479	8.3	82,622	82,738	78,977	1,825	1,020	13	0.0	0.0	500	125	0.000	5.1	7.0	1.4	0.5	25,100
Ave.		93,986	8.5	86,620	86,663	82,877	2,421	1,365	30	1.5	0.0	774	125	0.000	8.2	8.0	1.4	0.7	26,119
Apr	1	96,505	6.7	90,420	90,420	86,375	2,515	1,530	24	0.0	0.0	600	125	0.000	6.2	10.0	1.4	0.9	25,600
	2	96,866	6.3	91,085	91,085	87,048	3,017	1,020	30	0.0	0.0	1,000	125	0.000	10.3	10.0	1.4	0.4	26,300
	3	97,039	5.3	92,117	92,117	87,420	3,167	1,530	29	4.0	0.0	1,000	125	0.000	10.3	10.0	1.4	0.4	26,400
	4	97,352	5.7	92,100	92,100	87,432	3,138	1,530	20	4.0	0.0	800	125	0.000	8.2	10.0	1.4	0.7	26,400
	5	97,024	5.6	91,913	91,913	87,692	3,201	1,020	17	0.0	0.0	800	125	0.000	8.2	10.0	1.4	0.7	27,100
	6	95,227	1.9	93,488	93,488	89,038	2,920	1,530	12	0.0	0.0	1,000	125	0.000	10.5	8.0	1.3	0.7	27,200
	7	92,378	-1.0	93,304	93,304	88,452	3,322	1,530		0.0	0.0	700	125	0.000	7.6		1.3		27,900
	8	96,098	4.5	92,001	92,001	88,414	2,567	1,020	30	0.0	0.0	900	125	0.000	9.4	8.0	1.4	0.8	26,900
	9	97,974	5.7	92,725	92,725	88,363	2,832	1,530		4.2	0.0	800	125	0.000	8.2	10.0	1.3	0.5	26,300
	10	95,274	0.8	94,471	94,471	90,086	2,855	1,530		0.0	0.0	700	125	0.000	7.3	10.0	1.3		27,200
	11	96,036	6.0	90,582	90,582	87,138	2,424	1,020	19	0.0	0.0	700	125	0.000	7.3	10.0	1.4	0.6	25,600
	12	98,377	3.7	94,876	94,876	90,115	3,231	1,530		0.0	0.0	800	125	0.000	8.1		1.3		27,400
	13	95,434	4.6	91,230	91,230	87,549	2,151	1,530		0.0	0.0	800	125	0.000	8.4		1.4		26,800
	14	96,435	6.3	90,727	90,727	88,247	1,460	1,020	17	0.0	0.0	1,000	125	0.000	10.4		1.4	0.7	25,500
	15	97,068	4.9	92,559	92,559	89,091	1,938	1,530		0.0	0.0	1,000	125	0.000	10.3		1.4		26,900
	16	96,749	3.3	93,665	93,665	90,000	2,135	1,530		0.0	0.0	700	125	0.000	7.2		1.3		26,700
	17	96,155	2.8	93,500	93,500	89,790	2,690	1,020	8	0.0	0.0	800	125	0.000	8.3	8.0	1.3	0.5	26,700
	18	98,774	5.3	93,775	93,775	89,672	2,573	1,530		0.0	0.0	900	125	0.000	9.1		1.3		27,200
	19	95,816	1.5	94,369	94,369	89,917	2,922	1,530		0.0	0.0	900	125	0.000	9.4		1.3		27,500
	20	98,386	4.5	94,126	94,126	90,311	2,795	1,020	10	0.0	0.0	1,000	125	0.000	10.2	10.0	1.3	0.5	26,700
	21	99,883	5.7	94,503	94,503	90,349	2,624	1,530		0.0	0.0	900	125	0.000	9.0		1.3		27,500
	22	95,521	1.5	94,132	94,132	90,575	2,027	1,530		0.0	0.0	800	125	0.000	8.4		1.3		27,900
	23	96,748	4.3	92,760	92,760	88,899	2,841	1,020		0.0	0.0	1,000	125	0.000	10.3	10.0	1.3	0.6	26,300
	24	97,712	5.9	92,276	92,276	88,322	2,424	1,530	26	0.0	0.0	1,000	125	0.000	10.2	10.0	1.4	0.6	27,200
	25	95,944	4.3	92,022	92,022	87,019	2,963	2,040		0.0	0.0	1,100	125	0.000	11.5	10.0	1.4		27,000
	26	98,365	4.5	94,148	93,128	88,922	2,676	1,530	30	0.0	0.0	1,300	125	0.000	13.2	10.0	1.3	0.5	27,100
	27	97,930	4.6	93,647	93,647	89,258	2,349	2,040	20	0.0	0.0	1,000	125	0.000	10.2	10.0	1.3	0.5	27,300
	28	98,954	7.5	92,060	92,060	87,529	2,491	2,040		0.0	0.0	1,100	125	0.000	11.1		1.4		27,900
	29	98,017	4.7	93,652	93,652	89,689	2,433	1,530	31	0.0	0.0	900	125	0.000	9.2	10.0	1.3	0.5	27,400
	30	91,800	4.1	88,219	88,219	83,898	2,791	1,530	24	0.0	0.0	1,100	125	0.000	12.0	12.0	1.4	0.6	25,700
Total		2,901,841	4.4	2,780,452	2,779,432	2,656,610	79,472	43,350	---	---	0.0	27,100	3,750	---	---	---	---	---	805,600
Max.		99,883	5.3	94,876	94,876	90,575	3,322	2,040	31	4.2	0.0	1,300	125	0.000	13.2	12.0	1.4	0.9	27,900
Min.		91,800	4.1	88,219	88,219	83,898	1,460	1,020	8	0.0	0.0	600	125	0.000	6.2	8.0	1.3	0.4	25,500
Ave.		96,728	4.4	92,682	92,648	88,554	2,649	1,445	22	0.4	0.0	903	125	0.000	9.3	9.8	1.3	0.6	26,853

Month	Day	Running Hour of Pump Worked: Raw Water Intake Pump (h) 1	2	3	4	5	6	Distribution Pump (h) To City 1	2	3	4	5	6	To Thadeua 1	2	Air Blow (min) 1	2	Back Wash (min) 1	2	Cleaning of Sed. Basin	Frequency of Filter Washing 1	2	3	4	5	6	7	8
Mar	1	23	24	24	24	24	21	16	17	15	15	16	17	5	4	15		60			1	1	1					
	2	23	24	24	20	22	24	16	17	15	15	16	17	5	6	15		60						1	1	1		
	3	18	20	24	17	22	22	16	17	15	15	16	17	4	5	10		40		No.1							1	1
	4	24	22	22	22	22	22	16	17	15	15	16	17	4	4	15		60		No.2	1	1	1					
	5	24	24	20	21	24	20	16	17	15	15	16	17	5	5	15		60		No.3				1	1	1		
	6	24	20	22	20	21	24	16	17	15	15	16	17	6	5	10		60		No.4							1	1
	7	24	23	24	22	24	24	16	17	15	15	16	17	8	4	15		60			1	1	1					
	8	24	24	24	24	23	20	16	17	15	15	16	17	6	5	15		60						1	1	1		
	9	20	20	24	15	24	24	16	17	15	15	16	17	5	5	10		40									1	1
	10	20	20	21	24	12	19	16	17	15	15	16	17	5	4	15		60			1	1	1					
	11	20	20	22	21	16	23	16	17	15	15	16	17	5	5	15		60						1	1	1		
	12	21	20	21	17	21	20	16	17	15	15	16	17	4	5	10		40									1	1
	13	17	20	22	19	20	19	16	17	15	15	16	17	5	5	15		60			1	1	1					
	14	24	20	19	19	20	20	16	17	15	15	16	17	4	5	15		60						1	1	1		
	15	21	20	19	17	19	24	16	17	15	15	16	17	5	6	10		40									1	1
	16	24	24	16	18	20	21	16	17	15	15	16	17	4	6	15		60			1	1	1					
	17	18	22	21	24	20	21	16	17	15	15	16	17	4	5	15		60						1	1	1		
	18	22	21	20	17	22	22	16	17	15	15	16	17	4	5	10		40									1	1
	19	17	21	21	20	20	20	16	17	15	15	16	17	5	4	15		60			1	1	1					
	20	20	24	24	15	20	22	16	17	15	15	16	17	6	5	15		60						1	1	1		
	21	23	20	21	11	24	24	16	17	15	15	16	17	4	5	10		40									1	1
	22	21	19	18	22	19	21	16	17	15	15	16	17	5	5	15		60			1	1	1					
	23	21	21	18	24	21	16	16	17	15	15	16	17	6	5	15		60						1	1	1		
	24	19	16	22	19	22	19	16	17	15	15	16	17	4	5	10		40									1	1
	25	19	23	23	18	20	21	16	17	15	15	16	17	7	5	15		60			1	1	1					
	26	23	23	21	20	21	22	16	17	15	15	16	17	5	4	15		60						1	1	1		
	27	23	22	22	15	22	24	16	17	15	15	16	17	5	5	10		40									1	1
	28	20	23	23	19	23	21	16	17	15	15	16	17	4	4	15		60			1	1	1					
	29	16	21	21	22	19	17	16	17	15	15	16	17	6	5	15		60										
	30	21	21	16	20	20	20	16	17	15	15	16	17	6	5	10		40										
	31	18	21	21	18	22	21	16	17	15	15	16	17	5	5	15		60			1	1	1					
Total		652	663	660	604	649	658	496	527	465	465	496	527	156	149	415	0	1,680	0		11	11	11	9	9	9	9	9
Max.		24	24	24	24	24	24	16	17	15	15	16	17	8	6	15	0	60	0									
Min.		16	16	16	11	12	16	16	17	15	15	16	17	4	3	10	0	40	0									
Ave.		21	21	21	19	21	21	16	17	15	15	16	17	5	5	13	###	54	###		2.8	2.8	2.8	3.4	3.4	3.4	3.4	3.4
Apr	1	22	21	19	13	20	21	16	17	15	15	16	17	4	5	15		60						1	1	1		
	2	19	18	20	20	20	20	16	17	15	15	16	17	5	5	10		40									1	1
	3	22	24	19	18	21	20	16	17	15	15	16	17	6	4	15		60			1	1	1					
	4	24	24	24	19	24	19	16	17	15	15	16	17	4	6	15		60						1	1	1		
	5	22	21	20	16	21	21	16	17	15	24	7	17	7	4	10		40									1	1
	6	22	24	18	24	23	19	16	17	15	22	8	18	6	4	15		60			1	1	1					
	7	24	22	24	24	24	24	16	17	15	22	6	20	5	6	15		60						1	1	1		
	8	24	24	22	19	18	20	16	17	15	21	8	19	7	4	10		40									1	1
	9	18	20	21	20	21	20	16	17	15	15	16	17	6	5	15		60			1	1	1					
	10	24	24	20	21	18	22	16	17	15	18	13	17	4	6	15		60						1	1	1		
	11	19	20	20	19	21	20	16	15	16	17	12	16	5	4	10		40									1	1
	12	19	20	20	22	20	22	16	12	20	16	12	20	7	4	15		60			1	1	1					
	13	21	24	21	24	21	16	16	16	16	16	16	16	3	4	15		60						1	1	1		
	14	16	16	16	16	17	15	22	24	24	17	21	24	5	3	10		40									1	1
	15	21	21	22	24	21	18	16	16	16	16	16	16	4	4	15		60			1	1	1					
	16	21	21	22	21	24	21	16	16	16	16	16	16	4	5	15		60						1	1	1		
	17	23	24	19	18	22	24	17	16	16	15	15	17	4	6	10		40									1	1
	18	22	22	24	21	19	21	16	16	16	18	14	16	5	4	15		60			1	1	1					
	19	24	24	24	20	19	21	16	16	16	16	16	16	5	6	15		60						1	1	1		
	20	20	21	18	21	21	24	16	12	20	16	12	20	5	5	10		40									1	1
	21	21	21	24	24	23	20	16	16	16	18	13	15	6	5	15		60			1	1	1					
	22	22	24	22	24	24	23	16	16	16	17	15	16	4	3	15		60						1	1	1		
	23	20	22	21	21	20	22	16	16	16	16	14	16	6	5	10		40									1	1
	24	22	21	18	22	24	23	16	16	16	16	16	16	6	5	15		60			1	1	1					
	25	22	23	24	22	24	24	16	16	16	16	16	16	6	6	20		80						1	1	1		1
	26	21	21	19	20	24	23	16	16	16	16	16	16	6	5	15		60			1	1			1			
	27	23	24	24	24	21	22	16	16	16	16	16	16	5	5	20		80			1	1		1	1			
	28	24	24	21	21	24	24	16	16	16	16	16	16	6	4	20		80					1				1	1
	29	22	22	21	21	20	16	16	16	16	18	14	16	6	4	15		60			1	1		1				
	30	19	23	23	17	19	20	15	16	16	15	16	15	5	5	15		60				1	1				1	
Total		643	660	630	616	638	625	486	489	486	509	424	511	157	143	425	0	1,700	0		11	12	10	11	11	10	10	10
Max.		24	24	24	24	24	24	22	24	24	24	21	24	7	6	20	0	80	0									
Min.		16	16	16	13	17	15	15	12	15	15	6	15	3	3	10	0	40	0									
Ave.		21	22	21	21	21	21	16	16	16	17	14	17	5	5	14	###	57	###		2.7	2.5	3.0	2.7	2.7	3.0	3.0	3.0

Month	Day	Raw Water Amount (m^3/d)	Ratio of Loss (%)	Filtered Water (m^3/d)	Consumotion of Filtered Water (m^3/d)	Delivery of Distribution: To City (m^3/d)	Delivery of Distribution: To Thadeua (m^3/d)	Volume of Filter Wash-Drain (m^3/d)	Turbidity of Raw Water (NTU)	Water Level in Mekong (m)	Consuption of Chemicals: Polymer (kg/d)	Consuption of Chemicals: Alum (kg/d)	Consuption of Chemicals: Hypo (kg/d)	Dosing Rate of Chemicals: Polymer (Calcu.) (mg/l)	Dosing Rate of Chemicals: Alum (Calcu.) (mg/l)	Dosing Rate of Chemicals: Alum (Record) (mg/l)	Dosing Rate of Chemicals: Hypo (Calcu.) (mg/l)	Residual Choline (ppm)	Consumption of Electricity (kWh)
May	1	96,313	4.6	92,052	92,052	87,861	2,661	1,530		0.0	0.0	900	125	0.000	9.3		1.4		26,300
	2	97,943	6.0	92,360	92,360	88,310	2,520	1,530	24	0.0	0.0	1,100	125	0.000	11.2	12.0	1.4	0.3	27,600
	3	96,885	7.6	90,025	90,025	85,873	2,622	1,530	23	0.0	0.0	1,000	125	0.000	10.3	12.0	1.4	0.4	26,500
	4	92,220	0.9	91,419	90,909	86,023	2,846	2,040		0.0	0.0	1,000	125	0.000	10.8		1.4		26,600
	5	96,167	5.8	90,885	90,885	86,716	2,639	1,530	50	0.0	0.0	900	125	0.000	9.4	12.0	1.4	0.5	26,700
	6	96,838	7.2	90,293	90,293	87,124	2,149	1,020		0.0	0.0	1,100	125	0.000	11.4		1.4		26,500
	7	96,497	3.8	93,009	93,005	88,163	2,802	2,040		0.0	0.0	1,200	125	0.000	12.4	15.0	1.3		27,400
	8	95,523	3.5	92,277	92,277	87,934	2,813	1,530	109	0.0	0.0	1,000	125	0.000	10.5	12.0	1.4	0.6	26,500
	9	97,625	5.6	92,413	92,413	87,908	2,975	1,530	85	0.0	0.0	1,200	125	0.000	12.3	15.0	1.4	0.6	26,100
	10	92,835	3.0	90,166	90,165	85,991	2,644	1,530		0.0	0.0	1,200	125	0.000	12.9	15.0	1.4		25,500
	11	95,685	6.7	89,716	90,226	86,024	2,672	1,530	63	0.0	0.0	900	125	0.000	9.4	12.0	1.4	0.7	27,700
	12	95,027	7.4	88,509	90,509	86,419	2,560	1,530		0.0	0.0	1,000	125	0.000	10.5		1.4		26,200
	13	93,668	3.8	90,210	90,210	86,331	2,349	1,530		0.0	0.0	800	125	0.000	8.5		1.4		26,200
	14	94,698	5.5	89,758	89,758	85,371	2,857	1,530	50	0.0	0.0	1,000	125	0.000	10.6	12.0	1.4	0.5	25,900
	15	94,667	5.3	89,915	89,915	85,480	2,905	1,530	141	0.0	0.0	1,000	125	0.000	10.6	15.0	1.4	0.6	26,100
	16	90,753	2.0	88,938	88,938	84,705	2,703	1,530		0.0	0.0	1,000	125	0.000	11.0	15.0	1.4	0.7	25,200
	17	95,141	5.7	90,050	90,050	86,140	2,890	1,020	82	0.0	0.0	1,200	125	0.000	12.6	15.0	1.4	0.7	25,500
	18	95,939	8.0	88,850	88,850	84,514	2,806	1,530	74	0.0	0.0	1,200	125	0.000	12.5	12.0	1.4	0.5	25,800
	19	91,551	0.9	90,761	90,762	86,541	2,691	1,530		5.0	0.0	1,200	125	0.000	13.1		1.4		26,400
	20	90,338	1.5	88,964	88,964	85,669	2,275	1,020	120	0.0	0.0	1,600	125	0.000	17.7	15.0	1.4	0.7	23,800
	21	95,932	6.1	90,422	90,422	85,836	3,056	1,530	195	0.0	0.0	1,400	125	0.000	14.6	20.0	1.4	0.4	24,800
	22	93,500	2.0	91,671	91,671	86,975	3,166	1,530		0.0	0.0	1,400	125	0.000	15.0	25.0	1.4		24,500
	23	93,315	4.0	89,745	89,235	85,393	2,822	1,020	211	0.0	0.0	1,300	125	0.000	13.9	20.0	1.4	0.5	24,300
	24	96,209	6.8	90,097	90,097	85,817	2,750	1,530	237	0.0	0.0	1,600	125	0.000	16.6	30.0	1.4	1.8	24,200
	25	90,936	0.7	90,283	90,283	85,930	2,823	1,530		0.0	0.0	1,700	125	0.000	18.7	25.0	1.4		24,400
	26	92,790	1.8	91,178	91,688	87,545	2,613	1,530	186	6.6	0.0	1,600	125	0.000	17.2	25.0	1.4	0.6	24,400
	27	93,936	5.1	89,350	89,350	85,673	2,147	1,530	183	6.6	0.0	1,500	125	0.000	16.0	25.0	1.4	0.4	23,800
	28	91,641	1.6	90,218	90,218	85,672	3,016	1,530		6.8	0.0	1,400	125	0.000	15.3	20.0	1.4		24,300
	29	94,758	5.3	89,956	90,466	85,992	2,944	1,530	200	6.2	0.0	1,300	125	0.000	13.7	20.0	1.4	0.6	25,000
	30	96,175	5.5	91,178	91,178	86,907	2,741	1,530	187	6.1	0.0	1,600	125	0.000	16.6	20.0	1.4	0.8	24,500
	31	94,255	4.8	89,922	89,922	85,611	2,781	1,530		6.0	0.0	2,000	125	0.000	21.2	25.0	1.4	0.6	24,700
Total		2,929,760	4.5	2,804,590	2,807,096	2,676,448	84,238	46,410	---	---	0.0	38,300	3,875	---	---	---	---	---	793,400
Max.		97,943	5.3	93,009	93,005	88,310	3,166	2,040	237	6.8	0.0	2,000	125	0.000	21.2	30.0	1.4	1.8	27,700
Min.		90,338	2.1	88,509	88,850	84,514	2,147	1,020	23	0.0	0.0	800	125	0.000	8.5	12.0	1.3	0.3	23,800
Ave.		94,508	4.5	90,471	90,551	86,337	2,717	1,497	123	1.4	0.0	1,235	125	0.000	13.1	17.8	1.4	0.6	25,594
Jun	1	93,835	4.2	90,084	90,084	86,695	2,879	510	279	6.3	0.0	1,700	125	0.000	18.1	25.0	1.4	0.6	24,800
	2	94,548	5.6	89,547	89,547	85,775	2,242	1,530	240	6.6	0.0	1,800	125	0.000	19.0	25.0	1.4	0.6	23,600
	3	89,516	-0.9	90,325	90,325	86,275	2,520	1,530		7.0	0.0	1,400	125	0.000	15.6		1.4		24,000
	4	93,649	5.9	88,446	88,446	84,251	3,175	1,020		7.8	0.8	1,800	125	0.009	19.2	35.0	1.4		24,000
	5	96,014	8.2	88,775	88,775	84,125	2,610	2,040	381	8.2	1.5	1,800	125	0.016	18.7	15.0	1.4	0.9	24,100
	6	89,817	2.2	87,889	87,889	83,475	2,884	1,530		8.5	2.0	2,100	125	0.022	23.4	25.0	1.4		24,000
	7	89,682	-0.0	89,707	89,707	86,123	2,564	1,020		8.6	2.0	1,900	125	0.022	21.2	30.0	1.4	0.9	24,000
	8	94,718	4.8	90,358	90,358	86,110	2,718	1,530	741	9.0	3.5	2,200	125	0.037	23.2	30.0	1.4	0.8	23,400
	9	89,625	1.1	88,648	90,688	86,467	2,181	2,040		9.3	4.0	2,800	125	0.045	31.2		1.4		23,800
	10	89,675	0.6	89,165	89,165	85,615	2,020	1,530	973	9.0	5.0	2,500	125	0.056	27.9	30.0	1.4	0.6	23,300
	11	94,899	6.5	89,100	89,100	85,349	2,221	1,530	1,087	8.8	5.0	3,500	125	0.053	36.9	35.0	1.4	0.7	23,500
	12	92,077	2.3	90,049	87,499	84,911	2,588		1,080	8.2	5.0	3,200	125	0.054	34.8	40.0	1.4		24,200
	13	94,399	3.4	91,337	88,787	86,240	2,547		749	7.9	5.0	2,800	125	0.053	29.7	35.0	1.4	1.0	23,700
	14	97,564	6.6	91,536	91,536	86,456	3,040	2,040	683	7.6	4.0	2,600	125	0.041	26.6	30.0	1.4	0.5	24,100
	15	90,531	-1.3	91,685	92,195	87,524	3,141	1,530		7.5	3.0	2,100	125	0.033	23.2		1.4		24,300
	16	95,113	3.1	92,259	92,259	87,380	2,839	2,040	449	7.6	2.5	1,400	125	0.026	14.7	25.0	1.4	0.7	23,500
	17	96,372	6.0	90,934	90,934	86,944	2,460	1,530	409	7.7	2.0	1,600	125	0.021	16.6	25.0	1.4	0.6	23,800
	18	91,875	1.1	90,909	92,439	87,545	3,364	1,530	500	7.8	3.0	1,700	125	0.033	18.5	20.0	1.4	0.6	24,100
	19	91,970	-0.3	92,282	92,282	87,504	3,248	1,530	402	7.8	2.0	1,800	125	0.022	19.6	15.0	1.4	0.6	24,600
	20	94,472	3.6	91,169	91,169	87,080	2,559	1,530	361	7.8	1.5	1,300	125	0.016	13.8	15.0	1.4	0.7	23,700
	21	91,424	1.3	90,287	91,817	87,183	3,104	1,530	541	7.6	2.0	1,600	125	0.022	17.5	20.0	1.4	1.2	24,500
	22	93,324	2.4	91,130	91,130	86,485	3,115	1,530	619	7.2	2.8	1,700	125	0.029	18.2	25.0	1.4	0.5	23,600
	23	95,185	6.1	89,753	89,753	85,967	2,256	1,530	753	7.0	3.0	2,400	125	0.032	25.2	25.0	1.4	0.7	23,800
	24	90,521	1.3	89,322	89,322	85,508	2,284	1,530	763	6.8	3.0	1,900	125	0.033	21.0	25.0	1.4	0.6	24,200
	25	94,623	3.8	91,173	91,173	86,595	3,048	1,530	433	6.6	2.5	1,700	125	0.026	18.0	25.0	1.4	0.6	24,200
	26	95,409	4.7	91,089	91,089	86,475	3,084	1,530	314	6.7	2.0	1,900	125	0.021	19.9	20.0	1.4	1.0	23,700
	27	93,845	1.9	92,116	92,116	87,490	3,096	1,530	314	6.8	2.5	1,800	125	0.027	19.2	25.0	1.4	0.1	24,500
	28	91,065	0.0	91,050	91,050	86,620	2,900	1,530	367	6.8	1.5	1,500	125	0.016	16.5	25.0	1.4	0.6	24,620
	29	92,030	2.2	90,031	90,031	85,778	2,723	1,530	352	7.0	1.5	1,400	125	0.016	15.2	25.0	1.4	0.5	23,700
	30	88,682	-0.7	89,318	89,318	85,537	2,251	1,530	317	7.4	2.0	1,200	125	0.023	13.5	25.0	1.4	0.6	23,800
Total		2,786,459	2.8	2,709,473	2,709,983	2,585,482	81,661	42,840	---	---	74.6	59,100	3,750	---	---	---	---	---	719,120
Max.		97,564	5.7	92,282	92,439	87,545	3,364	2,040	1,087	9.3	5.0	3,500	125	0.056	36.9	40.0	1.4	1.2	24,800
Min.		88,682	0.9	87,889	87,499	83,475	2,020	510	240	6.3	0.0	1,200	125	0.000	13.5	15.0	1.4	0.1	23,300
Ave.		92,882	2.8	90,316	90,333	86,183	2,722	1,530	546	7.6	2.5	1,970	125	0.027	21.2	25.7	1.4	0.7	23,971

Month	Day	Running Hour of Pump Worked: Raw Water Intake Pump (h) 1	2	3	4	5	6	Distribution Pump (h) To City 1	2	3	4	5	6	To Thadeua 1	2	Air Blow (min) 1	2	Back Wash (min) 1	2	Cleaning of Sed. Basin	Frequency of Filter Washing 1	2	3	4	5	6	7	8
May	1	23	24	24	19	24	24	16	16	16	16	16	16	6	5	15		60						1	1	1		
	2	21	22	14	24	22	18	16	16	16	16	16	16	6	4	15		60			1	1	1					
	3	19	21	21	22	16	16	16	16	16	16	16	16	5	5	15		60			1	1	1					
	4	24	24	20	14	21	21	16	16	16	16	16	16	4	6	25		100						1	1	1	1	1
	5	20	21	21	21	21	23	16	16	16	16	16	16	5	4	15		50			1	1	1					
	6	23	22	18	22	21	22	16	16	16	16	16	16	5	3	10		40			1				1			
	7	20	24	24	20	24	22	16	16	16	16	14	16	5	4	20		80						1		1	1	1
	8	22	20	20	19	21	22	16	16	16	16	16	16	6	5	15		60			1	1	1					
	9	22	20	20	21	19	24	16	16	16	16	16	16	6	5	15		60			1	1	1					
	10	21	24	20	20	21	20	16	16	16	16	16	16	4	6	15		60						1	1	1		
	11	24	24	22	21	22	16	16	16	16	16	16	16	4	5	10		40			1						1	
	12	20	24	8	24	24	22	16	16	16	16	16	16	4	3	15		60				1	1	1				
	13	24	24	0	24	24	24	16	16	16	16	16	16	6	3	15		60							1	1	1	
	14	21	22	0	24	23	24	16	16	16	16	16	16	3	6	15		60			1		1					1
	15	21	22	0	24	22	24	16	16	16	16	16	16	5	2	15		60			1	1					1	
	16	20	24	0	20	21	21	16	16	16	16	16	16	3	5	15		60						1	1	1		
	17	24	24	0	24	24	24	16	16	16	16	16	16	4	5	10		40				1	1					
	18	21	22	0	23	21	24	16	16	16	16	16	16	6	3	15		60			1	1				1		
	19	21	24	0	18	21	21	16	16	16	16	16	16	5	5	15		60					1	1	1			
	20	20	22	0	24	17	24	16	16	16	16	16	16	4	5	10		40									1	1
	21	19	18	0	19	18	21	16	16	16	16	16	16	6	4	15		60			1	1	1					
	22	18	17	17	11	18	16	16	16	16	16	16	16	5	3	15		60						1	1	1		
	23	13	16	14	21	20	15	16	16	16	16	16	16	5	5	15		60									1	1
	24	17	16	17	15	15	16	16	16	16	16	16	16	3	5	15		60			1	1	1					
	25	17	15	11	16	18	18	16	16	16	16	16	16	4	6	15		60						1	1	1		
	26	19	10	16	20	19	14	16	16	16	16	16	16	5	4	10		40		No.1							1	1
	27	15	16	12	14	15	17	16	16	16	16	16	16	5	3	15		60		No.2	1	1	1					
	28	16	20	16	14	14	17	16	16	16	16	16	16	5	6	15		60		No.3				1	1	1		
	29	17	19	18	16	17	22	16	16	16	16	16	16	8	5	10		40		No.4	1							1
	30	18	19	17	15	20	14	16	16	16	16	16	16	5	4	15		60			1	1	1					
	31	17	20	18	15	15	20	16	16	16	16	16	16	5	5	15		60						1	1	1		
Total		617	640	388	604	618	626	496	496	496	496	494	496	152	141	450	0	1,790	0		15	13	13	11	11	11	8	7
Max.		24	24	24	24	24	24	16	16	16	16	16	16	8	6	25	0	100	0									
Min.		13	10	0	11	14	14	16	16	16	16	14	16	3	2	10	0	40	0									
Ave.		20	21	13	19	20	20	16	16	16	16	16	16	5	5	15	###	58	###		2.1	2.4	2.4	2.8	2.8	2.8	3.9	4.4
Jun	1	19	14	19	16	19	17	16	16	16	16	16	16	8	3	5		30		No.1								1
	2	15	14	17	15	17	16	16	16	16	16	16	16	5	3	15		60		No.2		1	1				1	
	3	14	12	12	15	20	18	16	16	16	16	16	16	5	4	15		60		No.3				1	1	1		
	4	17	9	20	15	18	9	16	16	16	16	16	16	6	4	10		40		No.4	1							1
	5	13	17	18	15	18	14	16	16	16	16	16	16	4	5	20		80			1	1	1	1				
	6	16	18	18	15	16	15	16	16	16	16	16	16	4	5	15		60						1	1	1		
	7	15	17	15	16	14	15	16	16	16	16	16	16	4	6	10		40					1				1	
	8	15	12	10	16	16	16	16	16	16	16	16	16	5	6	15		60			1	1	1					
	9	14	17	14	14	16	17	16	16	16	16	6	16	4	5	20		80						1	1	1		1
	10	14	18	14	15	16	13	16	16	16	16	16	16	5	4	15		60				1	1				1	
	11	10	17	17	15	16	13	16	16	16	16	16	16	4	5	15		60			1			1			1	
	12	14	20	15	15	14	17	16	16	16	16	16	16	5	4	25		100				1	1		1		1	1
	13	17	10	18	12	20	15	16	16	16	16	16	16	5	5	25		100				1	1	1		1		1
	14	17	15	15	15	16	17	16	16	16	16	16	16	7	4	20		80			1	1	1				1	
	15	14	17	11	14	16	20	16	16	16	16	16	16	6	5	10		40								1		1
	16	17	15	13	18	15	16	16	16	16	16	16	16	5	5	20		80				1		1	1		1	
	17	17	14	15	14	17	15	16	16	16	16	16	16	4	4	15		60			1	1	1					
	18	17	13	16	18	18	14	16	16	16	16	16	16	6	6	15		60						1	1		1	
	19	19	12	16	12	17	18	16	16	16	16	16	16	9	5	15		60				1	1	1				
	20	15	16	14	13	16	12	16	16	16	16	16	16	3	5	15		60			1	1				1		
	21	16	15	18	14	18	15	16	16	16	16	16	16	5	6	15		60						1	1		1	
	22	19	19	17	17	10	11	16	16	16	16	16	16	6	3	15		60					1	1			1	
	23	16	13	14	13	16	16	16	16	16	16	16	16	4	3	15		60			1	1	1					
	24	14	19	14	19	16	17	16	16	16	16	16	16	4	4	15		60						1	1		1	
	25	19	16	13	13	11	19	16	16	16	16	16	16	5	5	15		60				1		1			1	
	26	14	17	18	14	16	16	16	16	16	16	16	16	4	6	15		60			1	1	1					
	27	17	17	17	14	14	14	16	16	16	16	16	16	5	6	15		60								1	1	1
	28	13	14	16	12	19	18	16	16	16	16	16	16	4	5	15		60					1	1			1	
	29	15	17	14	15	13	15	16	16	16	16	16	16	5	5	15		60			1	1	1					
	30	15	18	17	17	16	14	16	16	16	16	16	16	4	4	15		60						1	1	1		
Total		467	462	465	448	484	462	480	480	480	480	470	480	150	142	465	0	1,870	0		10	15	15	12	9	10	12	10
Max.		19	20	20	19	20	20	16	16	16	16	16	16	9	6	25	0	100	0									
Min.		10	9	10	12	10	9	16	16	16	16	6	16	3	3	5	0	30	0									
Ave.		16	15	16	15	16	15	16	16	16	16	16	16	5	5	16	###	62	###		3.0	2.0	2.0	2.5	3.3	3.0	2.5	3.0

Month	Day	Raw Water Amount (m^3/d)	Ratio of Loss (%)	Filtered Water (m^3/d)	Consumotion of Filtered Water (m^3/d)	Delivery of Distribution: To City (m^3/d)	Delivery of Distribution: To Thadeua (m^3/d)	Volume of Filter Wash-Drain (m^3/d)	Turbidity of Raw Water (NTU)	Water Level in Mekong (m)	Consuption of Chemicals: Polymer (kg/d)	Consuption of Chemicals: Alum (kg/d)	Consuption of Chemicals: Hypo (kg/d)	Dosing Rate of Chemicals: Polymer (Calcu.) (mg/l)	Dosing Rate of Chemicals: Alum (Calcu.) (mg/l)	Dosing Rate of Chemicals: Alum (Record) (mg/l)	Dosing Rate of Chemicals: Hypo (Calcu.) (mg/l)	Residual Choline (ppm)	Consumption of Electricity (kWh)
Jul	1	91,465	0.8	90,778	90,778	86,724	2,524	1,530	317	7.6	1.0	1,400	125	0.011	15.3	25.0	1.4	0.6	23,200
	2	95,092	4.2	91,222	91,222	86,850	2,842	1,530	328	7.8	1.5	1,700	125	0.016	17.9	25.0	1.4	1.0	24,000
	3	89,666	1.2	88,623	90,153	85,961	2,662	1,530	370	7.9	2.0	1,600	125	0.022	17.8	25.0	1.4	0.8	23,000
	4	91,988	2.4	89,795	90,305	86,048	2,727	1,530	428	7.8	1.0	900	125	0.011	9.8	25.0	1.4	0.7	24,900
	5	92,867	2.9	90,287	90,287	85,992	2,765	1,530	473	8.2	1.5	2,000	125	0.016	21.5	30.0	1.4	0.5	23,500
	6	91,395	1.0	90,502	90,502	86,420	2,552	1,530	814	8.6	3.0	1,800	125	0.033	19.7	35.0	1.4	0.7	24,100
	7	90,103	1.3	88,925	90,455	86,630	2,295	1,530	814	9.2	2.5	1,800	125	0.028	20.0	35.0	1.4	0.7	23,900
	8	91,386	2.6	89,057	89,057	85,390	2,137	1,530	846	9.4	3.0	1,800	125	0.033	19.7	35.0	1.4	0.6	23,400
	9	92,570	7.3	86,275	86,275	82,746	1,999	1,530	885	9.4	3.0	3,000	125	0.032	32.4	40.0	1.4	0.6	23,500
	10	93,945	4.9	89,577	90,597	86,398	2,669	1,530	831	9.6	3.0	2,300	125	0.032	24.5	35.0	1.4	0.8	23,500
	11	96,629	8.5	89,025	89,025	85,136	2,359	1,530	745	9.7	4.0	2,700	125	0.041	27.9	35.0	1.4	0.5	23,400
	12	93,031	2.8	90,523	90,593	86,704	2,359	1,530		9.9	4.0	2,900	125	0.043	31.2	45.0	1.4	0.6	24,900
	13	90,046	0.7	89,415	89,925	86,127	2,268	1,530	909	9.9	3.0	2,800	125	0.033	31.1	35.0	1.4	0.7	22,600
	14	91,078	2.8	88,625	88,625	85,055	2,040	1,530	705	9.8	3.0	2,700	125	0.033	29.6	35.0	1.4	0.6	22,900
	15	89,126	0.7	88,529	88,529	85,144	1,855	1,530	728	9.8	3.0	2,400	125	0.034	26.9	35.0	1.4	0.6	23,800
	16	89,225	1.7	87,748	89,278	85,665	2,083	1,530	692	9.8	3.0	2,100	125	0.034	23.5	25.0	1.4	0.9	23,100
	17	91,120	0.5	90,693	90,693	86,102	3,061	1,530	818	10.0	3.0	2,400	125	0.033	26.3	30.0	1.4	0.7	23,400
	18	91,315	3.2	88,453	88,435	84,282	2,623	1,530	632	10.4	3.0	2,400	125	0.033	26.3	30.0	1.4	0.7	24,200
	19	89,785	1.1	88,794	88,794	85,623	1,641	1,530	619	10.8	3.0	2,500	125	0.033	27.8	30.0	1.4	0.6	23,400
	20	92,201	3.4	89,187	89,187	85,268	2,389	1,530	660	11.0	3.5	2,800	125	0.038	30.4	35.0	1.4	0.8	23,400
	21	89,576	0.2	89,421	89,421	85,187	2,704	1,530	732	10.8	4.0	2,400	125	0.045	26.8	35.0	1.4	0.8	24,700
	22	88,714	0.8	87,970	87,970	84,823	2,127	1,020	723	10.8	3.5	2,100	125	0.039	23.7	35.0	1.4	0.6	22,200
	23	93,524	3.7	90,157	90,157	86,348	2,279	1,530	867	10.6	4.0	3,100	125	0.043	33.1	35.0	1.4	1.0	24,000
	24	90,407	1.4	89,161	90,691	86,719	2,442	1,530	834	10.6	3.0	3,300	125	0.033	36.5	40.0	1.4	1.0	24,700
	25	89,531	2.1	87,723	87,723	84,016	2,177	1,530	639	10.6	3.5	2,500	125	0.039	27.9	35.0	1.4	0.5	23,700
	26	90,537	0.7	89,912	89,912	85,917	2,465	1,530	578	#REF!	3.0	2,200	125	0.033	24.3	30.0	1.4	0.7	23,500
	27	90,595	1.6	89,149	90,678	86,885	2,263	1,530	491	10.4	2.5	1,800	125	0.028	19.9	25.0	1.4	0.8	23,900
	28	89,795	1.0	88,938	90,468	87,820	1,118	1,530	767	10.8	3.0	1,900	125	0.033	21.2	30.0	1.4	0.7	23,400
	29	94,064	2.4	91,864	91,864	87,724	2,610	1,530	736	10.8	3.0	2,300	125	0.032	24.5	30.0	1.4	0.7	23,700
	30	91,421	-0.1	91,472	91,472	87,411	2,531	1,530	685	10.8	3.0	2,200	125	0.033	24.1	35.0	1.4	0.8	24,300
	31	91,568	1.1	90,577	90,577	87,030	2,527	1,020	616	10.8	2.5	2,100	125	0.027	22.9	30.0	1.4	0.7	24,200
Total		2,833,765	2.2	2,772,377	2,783,648	2,664,145	73,093	46,410	---	---	89.0	69,900	3,875	---	---	---	---	---	734,400
Max.		96,629	5.2	91,864	91,864	87,820	3,061	1,530	909	#REF!	4.0	3,300	125	0.045	36.5	45.0	1.4	1.0	24,900
Min.		88,714	2.8	86,275	86,275	82,746	1,118	1,020	317	#REF!	1.0	900	125	0.011	9.8	25.0	1.4	0.5	22,200
Ave.		91,412	2.2	89,432	89,795	85,940	2,358	1,497	676	#REF!	2.9	2,255	125	0.031	24.7	32.4	1.4	0.7	23,690
Aug	1	93,324	4.6	89,196	89,196	85,516	2,150	1,530	526	10.6	3.0	2,300	125	0.032	24.6	30.0	1.4	0.8	23,200
	2	90,560	0.7	89,959	89,959	86,104	2,325	1,530	548	10.4	3.0	2,100	125	0.033	23.2	30.0	1.4	0.6	24,400
	3	87,575	-0.6	88,089	88,089	84,280	2,279	1,530	731	10.4	3.0	2,500	125	0.034	28.5	35.0	1.4	1.0	23,300
	4	93,534	4.8	89,214	89,214	86,159	1,525	1,530	695	10.7	3.5	2,200	125	0.037	23.5	35.0	1.4	0.8	23,400
	5	91,501	1.4	90,265	90,265	86,511	2,224	1,530	834	11.6	3.0	2,400	125	0.033	26.2	35.0	1.4	0.6	24,100
	6	97,690	7.0	91,337	91,337	86,915	2,892	1,530	894	11.8	3.5	3,300	125	0.036	33.8	35.0	1.4	0.5	23,700
	7	96,980	7.6	90,101	90,101	85,474	2,587	2,040	755	12.0	3.5	2,000	125	0.036	20.6	35.0	1.4	1.2	24,800
	8	93,818	4.0	90,242	90,242	86,048	2,664	1,530	631	12.0	3.0	2,400	125	0.032	25.6	30.0	1.4	0.6	23,800
	9	99,407	8.9	91,263	91,263	86,845	2,888	1,530	699	11.8	2.5	2,400	125	0.025	24.1	35.0	1.4	0.6	24,100
	10	94,904	4.8	90,584	91,094	86,608	2,446	2,040	741	11.8	2.7	2,200	125	0.028	23.2	30.0	1.4	0.8	23,900
	11	90,468	0.8	89,707	89,707	85,690	2,487	1,530	858	11.4	3.2	1,900	125	0.035	21.0	30.0	1.4	0.6	23,500
	12	90,947	0.4	90,549	91,059	87,040	2,489	1,530	887	11.4	2.5	3,000	125	0.027	33.0	35.0	1.4	0.7	23,600
	13	92,817	2.2	90,803	90,803	86,626	2,647	1,530	781	11.5	3.7	3,200	125	0.040	34.5	40.0	1.4	0.8	24,300
	14	93,061	2.5	90,796	90,796	86,740	2,526	1,530	695	11.4	3.2	2,300	125	0.034	24.7	35.0	1.4	0.6	23,300
	15	94,912	2.3	92,805	92,805	87,579	3,186	2,040	512	11.0	1.9	2,400	125	0.020	25.3	30.0	1.3	0.6	24,100
	16	93,403	3.4	90,308	90,308	86,124	2,654	1,530	443	10.7	2.5	2,000	125	0.027	21.4	25.0	1.4	0.7	23,200
	17	91,710	1.7	90,221	90,221	87,464	1,227	1,530	362	10.6	2.2	1,400	125	0.024	15.3	20.0	1.4	0.6	24,800
	18	92,243	2.8	89,699	89,699	85,857	2,822	1,020	326	10.5	1.2	1,600	125	0.013	17.3	20.0	1.4	0.7	22,500
	19	96,288	5.1	91,645	91,645	87,381	2,224	2,040	436	10.8	1.0	1,400	125	0.010	14.5	20.0	1.4	0.7	23,800
	20	94,351	1.5	92,912	92,912	88,009	3,373	1,530	574	10.8	3.2	1,900	125	0.034	20.1	25.0	1.3	0.7	24,400
	21	92,747	0.5	92,298	93,318	88,989	3,309	1,020	413	10.6	3.0	1,800	125	0.032	19.4	20.0	1.4	0.9	23,800
	22	95,550	2.1	93,630	93,638	89,000	3,108	1,530	801	10.4	1.5	1,800	125	0.016	18.8	20.0	1.3	0.7	26,500
	23	93,953	1.0	93,064	93,064	88,482	3,052	1,530	630	10.4	2.3	2,200	125	0.024	23.4	30.0	1.3	0.7	24,500
	24	94,100	0.3	93,846	93,846	88,894	3,422	1,530	510	10.3	2.2	1,900	125	0.023	20.2	30.0	1.3	0.7	23,400
	25	94,579	1.4	93,273	93,273	88,624	3,119	1,530	489	10.2	1.6	1,800	125	0.017	19.0	30.0	1.3	1.0	24,500
	26	85,231	-0.3	85,491	87,021	82,321	3,170	1,530	668	10.0	2.2	1,800	125	0.026	21.1	30.0	1.5	0.8	22,100
	27	94,841	0.5	94,409	95,939	86,809	7,600	1,530	750	10.0	1.9	2,800	125	0.020	29.5	40.0	1.3	0.6	23,900
	28	93,911	1.9	92,133	92,133	87,393	3,210	1,530	812	10.0	2.1	20	125	0.022	0.2	20.0	1.4	0.8	24,000
	29	90,886	0.5	90,476	90,476	85,667	3,279	1,530	792	10.0	3.0	2,400	125	0.033	26.4	30.0	1.4	0.8	24,000
	30	91,929	0.6	91,402	91,402	87,971	1,901	1,530	665	10.3	2.0	2,700	125	0.022	29.4	28.0	1.4	1.0	23,500
	31	97,016	5.2	92,177	92,177	88,888	1,759	1,530	458	10.2	2.2	2,600	125	0.023	26.8	25.0	1.4	1.0	24,100
Total		2,894,236	2.6	2,821,894	2,827,002	2,692,008	86,544	48,450	---	---	79.3	66,720	3,875	---	---	---	---	---	740,500
Max.		99,407	5.3	94,409	95,939	89,000	7,600	2,040	894	12.0	3.7	3,300	125	0.040	34.5	40.0	1.5	1.2	26,500
Min.		85,231	-0.3	85,491	87,021	82,321	1,227	1,020	326	10.0	1.0	20	125	0.010	0.2	20.0	1.3	0.5	22,100
Ave.		93,362	2.6	91,029	91,194	86,839	2,792	1,563	642	10.8	2.6	2,152	125	0.027	23.1	29.5	1.4	0.7	23,887

Month	Day	Running Hour of Pump Worked: Raw Water Intake Pump (h) 1	2	3	4	5	6	Distribution Pump (h) To City 1	2	3	4	5	6	To Thadeua 1	2	Air Blow (min) 1	2	Back Wash (min) 1	2	Cleaning of Sed. Basin	Frequency of Filter Washing 1	2	3	4	5	6	7	8
Jul	1	15	13	15	17	18	15	16	16	16	16	16	16	4	5	15		60			1			1				1
	2	17	12	17	12	17	16	16	16	16	16	16	16	5	5	15		60			1	1	1					
	3	18	18	17	19	10	13	16	16	16	16	16	16	3	6	15		60							1	1	1	
	4	18	12	14	14	16	16	16	16	16	16	16	16	4	5	10		40						1				1
	5	12	19	13	15	15	16	16	16	16	16	16	16	6	5	15		60			1	1	1					
	6	14	15	15	19	19	14	16	16	16	16	16	16	4	6	15		60							1	1	1	
	7	18	18	18	16	16	13	16	16	16	16	16	16	4	6	15		60			1		1					1
	8	15	15	15	12	16	17	16	16	16	16	16	16	4	5	15		60			1	1	1					
	9	14	15	14	17	17	15	16	16	16	16	16	16	4	5	15		60		No.1				1		1	1	
	10	16	15	14	16	14	15	16	16	16	16	16	16	8	3	10		20		No.2								1
	11	15	18	13	12	14	17	16	16	16	16	16	16	7	4	15		60		No.3	1			1	1			
	12	13	16	12	18	17	18	16	16	16	16	16	16	5	6	15		60		No.4		1	1			1		
	13	19	13	12	13	14	16	16	16	16	16	16	16	4	6	10		40									1	1
	14	12	17	14	16	17	13	16	16	16	16	16	16	4	4	15		60			1	1	1					
	15	15	16	16	15	17	17	16	16	16	16	16	16	6	3	15		60						1	1	1		
	16	18	15	12	20	10	13	16	16	16	16	16	16	4	4	15		60			1		1				1	
	17	14	15	15	16	13	15	16	16	16	16	16	16	7	5	15		60			1	1	1					
	18	12	16	13	15	19	19	16	16	16	16	16	16	6	5	15		60						1		1		1
	19	15	12	12	14	19	17	16	16	16	16	16	16	5	5	15		60				1			1		1	
	20	16	15	13	16	13	13	16	16	16	16	16	16	6	6	15		60			1	1	1					
	21	13	16	18	16	18	14	16	16	16	16	16	16	6	6	15		60			1	1	1					
	22	14	18	18	12	16	17	16	16	16	16	16	16	5	5	10		40							1		1	
	23	17	12	12	17	19	19	16	16	16	16	16	16	5	4	15		60			1	1	1					
	24	19	14	16	19	15	15	16	16	16	16	16	16	3	5	15		60						1		1		1
	25	15	16	16	15	18	17	16	16	16	16	16	16	4	5	15		60			1		1		1			
	26	17	15	17	14	16	16	16	16	16	16	16	16	5	4	15		60			1	1	1					
	27	14	15	16	16	19	13	16	16	16	16	16	16	6	5	15		60						1	1		1	
	28	18	17	15	15	13	14	16	16	16	16	16	16	5	0	15		60			1							1
	29	17	13	14	15	17	15	16	16	16	16	16	16	7	2	15		60			1	1	1					
	30	16	13	16	15	16	17	16	16	16	16	16	16	6	5	15		60						1		1	1	
	31	16	19	15	18	12	15	16	16	16	16	16	16	2	6	10		40				1			1			
Total		482	473	457	484	490	480	496	496	496	496	496	496	154	146	440	0	1,740	0		16	13	15	9	9	8	9	8
Max.		19	19	18	20	19	19	16	16	16	16	16	16	8	6	15	0	60	0									
Min.		12	12	12	12	10	13	16	16	16	16	16	16	2	0	10	0	20	0									
Ave.		16	15	15	16	16	15	16	16	16	16	16	16	5	5	14	###	56	###		1.9	2.4	2.1	3.4	3.4	3.9	3.4	3.9
Aug	1	12	18	10	14	16	16	16	16	16	16	16	16	5	4	15		60			1	1	1					
	2	17	13	16	17	18	14	16	16	16	16	16	16	4	5	15		60						1		1		1
	3	14	17	16	11	16	16	16	16	16	16	16	16	4	5	15		60			1	1	1					
	4	15	15	15	16	16	17	16	16	16	16	16	16	4	4	15		60			1	1		1				
	5	13	15	18	17	17	12	16	16	16	16	16	16	6	4	15		60							1	1	1	
	6	13	18	17	10	17	18	16	16	16	16	16	16	6	6	15		60			1		1	1				
	7	17	14	17	14	16	17	16	16	16	16	16	16	7	6	20		80			1	1		1				1
	8	16	19	11	16	17	20	15	17	16	16	16	16	6	5	15		60		No.1					1		1	1
	9	7	17	23	17	23	17	16	16	16	16	16	16	7	6	15		60		No.2			1	1		1		
	10	13	17	17	13	17	15	16	16	16	16	16	16	7	3	20		80		No.3	1	1	1			1		
	11	12	18	13	17	18	18	16	16	16	16	16	16	7	4	15		60		No.4				1		1		1
	12	14	15	17	13	17	17	16	16	16	16	16	16	5	5	10		40					1	1				
	13	13	15	15	14	17	17	16	16	16	16	16	16	6	6	15		60			1	1	1					
	14	16	12	18	13	18	18	16	16	16	16	16	16	5	6	15		60						1	1		1	
	15	15	16	16	15	11	18	16	16	16	16	16	16	7	5	20		80			1					1	1	1
	16	14	16	14	16	18	14	16	16	16	16	16	16	6	4	15		60			1	1	1					
	17	13	15	19	14	19	15	16	16	16	16	16	16	6	5	15		60						1	1	1		
	18	16	14	14	17	16	14	16	16	16	16	16	16	6	6	10		40			1							1
	19	16	17	15	17	16	16	16	16	16	16	16	16	4	4	20		80			1	1	1	1				
	20	13	18	18	13	17	20	16	16	16	16	16	16	6	6	15		60						1		1		1
	21	14	20	12	18	14	17	16	16	16	16	16	16	8	5	10		40					1	1				
	22	12	15	11	16	17	18	16	16	16	16	16	16	9	5	15		60			1	1	1					
	23	12	18	16	17	17	15	16	16	16	16	16	16	4	6	15		60						1	1		1	
	24	13	15	18	13	18	17	16	16	16	16	16	16	10	4	15		60			1	1						1
	25	17	18	17	18	11	13	16	16	16	16	16	16	8	4	15		60			1	1	1					
	26	13	11	13	14	16	18	15	16	15	15	16	15	7	0	15		60						1	1	1		
	27	16	18	16	15	13	12	16	16	16	16	16	16	13	7	15		60					1				1	1
	28	15	15	17	15	16	16	16	16	16	16	16	16	5	6	15		60			1	1	1					
	29	16	17	16	17	15	13	16	16	16	16	16	16	5	5	15		60						1	1	1		
	30	15	17	15	15	16	15	16	16	16	16	16	16	4	5	15		60				1	1					1
	31	13	17	13	17	17	16	16	16	16	16	16	16	6	4	15		60			1	1	1					
Total		435	500	483	469	510	498	494	497	495	495	496	495	193	150	470	0	1,880	0		16	14	16	15	7	10	6	10
Max.		17	20	23	18	23	20	16	17	16	16	16	16	13	7	20	0	80	0									
Min.		7	11	10	10	11	11	15	16	15	15	16	15	4	0	10	0	40	0									
Ave.		14	16	16	15	16	16	16	16	16	16	16	16	6	5	15	###	61	###		1.9	2.2	1.9	2.1	4.4	3.1	5.2	3.1

Month	Day	Raw Water Amount (m^3/d)	Ratio of Loss (%)	Filtered Water (m^3/d)	Consumotion of Filtered Water (m^3/d)	Delivery of Distribution: To City (m^3/d)	Delivery of Distribution: To Thadeua (m^3/d)	Volume of Filter Wash-Drain (m^3/d)	Turbidity of Raw Water (NTU)	Water Level in Mekong (m)	Consuption of Chemicals: Polymer (kg/d)	Consuption of Chemicals: Alum (kg/d)	Consuption of Chemicals: Hypo (kg/d)	Dosing Rate of Chemicals: Polymer (Calcu.) (mg/l)	Dosing Rate of Chemicals: Alum (Calcu.) (mg/l)	Dosing Rate of Chemicals: Alum (Record) (mg/l)	Dosing Rate of Chemicals: Hypo (Calcu.) (mg/l)	Residual Choline (ppm)	Consumption of Electricity (kWh)
Sep	1	94,781	4.5	90,666	90,666	88,499	637	1,530	461	10.2	2.0	1,800	125	0.021	19.0	25.0	1.4	0.7	24,300
	2	94,779	6.4	89,068	89,068	86,732	296	2,040	461	10.2	2.0	1,800	125	0.021	19.0	20.0	1.4	0.7	23,300
	3	97,310	4.6	93,066	93,066	86,703	4,833	1,530	592	10.0	2.0	1,700	125	0.021	17.5	25.0	1.3	1.2	23,000
	4	90,751	1.0	89,883	91,413	86,557	3,326	1,530	578	10.2	3.2	1,800	125	0.035	19.8	25.0	1.4	0.8	24,100
	5	91,772	0.0	91,764	91,764	86,848	3,386	1,530	918	10.4	2.0	2,200	125	0.022	24.0	30.0	1.4	0.7	24,400
	6	90,592	0.5	90,169	91,699	87,000	3,169	1,530	918	11.1	2.8	2,700	125	0.031	29.8	35.0	1.4	0.8	23,900
	7	94,718	1.9	92,926	92,926	88,763	2,633	1,530	1,062	11.4	4.0	2,633	125	0.042	27.8	30.0	1.3	1.0	24,300
	8	92,102	0.7	91,433	91,433	87,933	2,480	1,020	1,508	11.5	4.0	3,500	125	0.043	38.0	40.0	1.4	1.0	23,600
	9	91,980	4.0	88,423	88,423	84,606	2,287	1,530	935	11.5	4.5	3,000	125	0.049	32.6	40.0	1.4	0.7	23,600
	10	92,718	0.8	91,944	91,944	87,334	3,080	1,530	1,103	11.5	3.9	3,100	125	0.042	33.4	35.0	1.4	0.8	24,600
	11	90,082	2.1	88,222	90,262	85,565	2,657	2,040	1,517	11.5	3.6	3,900	125	0.040	43.3	35.0	1.4	0.9	23,700
	12	91,360	1.8	89,747	89,747	85,411	2,806	1,530	991	11.4	5.0	3,200	125	0.055	35.0	45.0	1.4	0.8	24,200
	13	92,295	0.9	91,499	91,499	87,034	2,935	1,530	825	11.2	2.8	2,200	125	0.030	23.8	30.0	1.4	0.8	25,600
	14	94,381	1.3	93,154	93,145	88,137	2,968	2,040	907	11.2	4.1	2,400	125	0.043	25.4	30.0	1.3	1.1	25,000
	15	94,505	1.4	93,199	93,199	88,205	2,954	2,040	860	11.0	3.2	3,200	125	0.034	33.9	30.0	1.3	1.0	23,700
	16	92,750	2.1	90,871	92,911	88,195	2,676	2,040	753	10.8	4.0	2,000	125	0.043	21.6	30.0	1.4	0.6	24,800
	17	94,215	0.8	93,427	93,427	87,977	3,920	1,530	755	10.4	2.6	2,200	125	0.028	23.4	30.0	1.3	0.7	25,200
	18	95,180	2.6	92,758	92,758	87,625	3,603	1,530	612	10.3	3.0	2,000	125	0.032	21.0	30.0	1.3	0.7	24,900
	19	95,599	1.3	94,416	94,416	88,913	3,973	1,530	446	10.2	3.0	1,600	125	0.031	16.7	20.0	1.3	0.8	25,000
	20	94,755	0.9	93,872	93,872	88,275	4,067	1,530	410	10.0	2.2	1,700	125	0.023	17.9	20.0	1.3	0.8	25,500
	21	91,328	0.4	90,971	90,971	87,309	2,642	1,020	521	9.8	1.6	2,000	125	0.018	21.9	25.0	1.4	0.9	24,500
	22	93,506	0.5	93,074	93,074	87,803	3,741	1,530	579	9.8	2.6	1,800	125	0.028	19.3	25.0	1.3	0.7	24,700
	23	95,419	0.3	95,122	95,122	89,992	3,600	1,530	569	9.8	3.0	1,700	125	0.031	17.8	25.0	1.3	0.8	23,300
	24	94,569	2.6	92,185	92,185	86,982	3,163	2,040	482	9.8	2.6	1,800	125	0.027	19.0	25.0	1.4	0.8	25,200
	25	94,828	4.1	91,129	91,129	86,910	2,689	1,530	532	9.8	3.0	1,700	125	0.032	17.9	25.0	1.4	0.6	24,600
	26	95,350	4.2	91,492	91,492	87,894	2,068	1,530	640	9.8	2.2	1,500	125	0.023	15.7	25.0	1.4	0.8	26,000
	27	96,704	3.7	93,235	93,235	87,876	3,829	1,530	563	9.8	3.0	2,100	125	0.031	21.7	25.0	1.3	0.8	25,100
	28	94,245	1.2	93,157	93,157	88,474	3,153	1,530	543	9.8	2.5	2,000	125	0.027	21.2	25.0	1.3	0.8	24,700
	29	94,613	0.8	93,836	93,836	88,741	3,055	2,040	669	9.6	2.9	1,900	125	0.031	20.1	25.0	1.3	0.8	25,500
	30	94,938	2.9	92,237	92,237	88,389	2,318	1,530	773	9.4	3.6	1,800	125	0.038	19.0	25.0	1.4	0.8	24,400
Total		2,812,125	2.0	2,756,945	2,764,076	2,626,682	88,944	48,450	---	---	90.9	66,933	3,750	---	---	---	---	---	734,700
Max.		97,310	2.3	95,122	95,122	89,992	4,833	2,040	1,517	11.5	5.0	3,900	125	0.055	43.3	45.0	1.4	1.2	26,000
Min.		90,082	2.1	88,222	88,423	84,606	296	1,020	410	9.4	1.6	1,500	125	0.018	15.7	20.0	1.3	0.6	23,000
Ave.		93,738	2.0	91,898	92,136	87,556	2,965	1,615	749	10.4	3.0	2,231	125	0.032	23.9	28.5	1.4	0.8	24,490
Oct	1	97,871	5.1	93,096	93,096	88,320	3,246	1,530	690	9.2	4.0	2,400	125	0.041	24.5	30.0	1.3	1.0	25,700
	2	96,100	4.7	91,783	91,783	86,664	3,079	2,040	575	9.0	3.1	1,900	125	0.032	19.8	30.0	1.4	0.7	26,000
	3	97,795	5.7	92,516	92,516	88,961	2,025	1,530	321	8.8	2.5	1,400	125	0.026	14.3	30.0	1.4	0.7	24,800
	4	97,024	4.2	93,153	93,153	88,365	3,258	1,530	374	8.8	3.2	1,600	125	0.033	16.5	20.0	1.3	0.7	25,600
	5	93,455	0.7	92,773	92,773	88,585	3,168	1,020	422	8.6	0.6	1,500	125	0.006	16.1	25.0	1.3	0.8	24,400
	6	96,686	3.5	93,386	93,386	88,821	3,035	1,530	488	8.4	1.2	1,400	125	0.012	14.5	25.0	1.3	1.0	24,700
	7	96,139	4.5	92,027	93,404	89,034	2,840	1,530	466	8.6	1.6	1,600	125	0.017	16.6		1.4	0.8	24,700
	8	93,714	13.1	82,877	82,877	78,979	2,878	1,020	523	8.4	2.6	1,900	125	0.028	20.3	25.0	1.5	0.8	24,100
	9	92,193	1.9	90,493	90,493	86,722	2,241	1,530	622	8.4	1.4	1,900	125	0.015	20.6	25.0	1.4	0.7	24,700
	10	90,193	1.9	88,482	88,482	83,499	3,453	1,530	593	8.6	1.7	1,900	125	0.019	21.1	30.0	1.4	0.7	23,500
	11	95,791	4.3	91,840	91,840	87,278	3,032	1,530	477	9.0	1.7	1,900	125	0.018	19.8	25.0	1.4	0.9	25,500
	12	96,239	4.2	92,374	92,374	88,054	2,790	1,530	1,014	9.0	2.3	1,800	125	0.024	18.7	20.0	1.4	0.8	24,000
	13	95,140	3.5	91,957	91,957	87,281	3,146	1,530	834	9.0	3.0	1,900	125	0.032	20.0		1.4	0.8	24,700
	14	94,728	2.3	92,629	92,629	88,800	2,299	1,530	725	8.8	1.8	1,500	125	0.019	15.8	25.0	1.3	0.9	24,300
	15	96,373	5.3	91,498	91,210	88,508	1,172	1,530	553	8.6	1.5	1,600	125	0.016	16.6	25.0	1.4	0.8	24,600
	16	96,254	3.2	93,270	93,270	88,644	3,096	1,530	620	8.4	1.7	1,800	125	0.018	18.7	25.0	1.3	1.0	24,800
	17	93,015	1.4	91,753	91,753	88,635	2,608	510	537	8.2	2.0	1,900	125	0.022	20.4	25.0	1.4	0.9	24,200
	18	94,690	1.7	93,097	93,097	88,495	3,072	1,530	471	8.2	1.7	1,700	125	0.018	18.0	25.0	1.3	1.0	25,100
	19	93,588	1.6	92,080	92,080	88,705	1,845	1,530	564	8.0	2.9	1,700	125	0.031	18.2	20.0	1.4	0.8	24,200
	20	93,335	1.7	91,782	91,782	88,882	1,880	1,020	670	7.8	1.4	1,700	125	0.015	18.2	20.0	1.4	1.0	24,300
	21	93,942	1.9	92,158	92,158	88,704	1,924	1,530	480	7.6	1.0	1,600	125	0.011	17.0	20.0	1.4	0.8	24,400
	22	95,515	2.4	93,244	93,244	88,539	3,175	1,530	366	7.6	1.2	1,300	125	0.013	13.6	20.0	1.3	0.8	24,900
	23	96,066	4.4	92,024	92,024	88,259	2,745	1,020	467	7.6	1.4	1,300	125	0.015	13.5	25.0	1.4	0.7	24,500
	24	97,171	5.1	92,454	92,454	87,853	3,071	1,530	440	7.6	1.0	1,400	125	0.010	14.4	20.0	1.4	0.8	24,500
	25	94,263	1.7	92,695	92,695	88,136	3,029	1,530	466	7.5	1.0	1,600	125	0.011	17.0	20.0	1.3	0.8	24,600
	26	92,940	1.9	91,229	91,229	87,959	2,250	1,020	573	7.6	1.2	1,500	125	0.013	16.1	20.0	1.4	0.7	24,300
	27	94,865	3.4	91,743	91,743	87,818	2,905	1,020	555	8.0	2.0	1,900	125	0.021	20.0	30.0	1.4	0.7	24,500
	28	94,145	3.0	91,396	91,396	87,858	2,008	1,530	788	7.9	2.0	2,300	125	0.021	24.4	30.0	1.4	0.7	24,300
	29	94,806	2.6	92,371	92,371	89,184	1,657	1,530	992	7.8	2.8	2,000	125	0.030	21.1	30.0	1.4	0.7	24,500
	30	98,494	7.2	91,883	91,883	87,497	2,856	1,530	633	7.8	2.0	1,700	125	0.020	17.3	20.0	1.4	0.7	24,300
	31	96,554	4.2	92,677	92,677	88,225	2,922	1,530	748	8.2	1.8	2,400	125	0.019	24.9	30.0	1.3	0.7	25,000
Total		2,949,084	3.6	2,846,740	2,847,829	2,721,264	82,705	43,860	---	---	59.3	54,000	3,875	---	---	---	---	---	763,700
Max.		98,494	5.5	93,386	93,404	89,184	3,453	2,040	1,014	9.2	4.0	2,400	125	0.041	24.9	30.0	1.5	1.0	26,000
Min.		90,193	8.8	82,877	82,877	78,979	1,172	510	321	7.5	0.6	1,300	125	0.006	13.5	20.0	1.3	0.7	23,500
Ave.		95,132	3.6	91,830	91,865	87,783	2,668	1,415	582	8.3	1.9	1,742	125	0.020	18.3	24.7	1.4	0.8	24,635

Month	Day	Running Hour of Pump Worked: Raw Water Intake Pump (h) 1	2	3	4	5	6	Distribution Pump (h) To City 1	2	3	4	5	6	To Thadeua 1	2	Air Blow (min) 1	2	Back Wash (min) 1	2	Cleaning of Sed. Basin	Frequency of Filter Washing 1	2	3	4	5	6	7	8
Sep	1	18	15	16	16	15	18	16	16	16	16	16	16	4	5	15		60						1		1	1	
	2	14	15	18	19	18	16	16	16	16	16	16	16	3	1	20		80		No.1	1				1	1		1
	3	17	17	17	13	18	17	16	16	16	16	16	16	7	7	15		60		No.2	1	1	1					
	4	13	17	17	15	16	13	16	16	16	16	16	16	4	7	15		60		No.3						1	1	1
	5	16	13	20	13	19	16	16	16	16	16	16	16	8	5	15		60		No.4	1	1				1		
	6	15	14	14	15	18	18	16	16	16	16	16	16	6	6	15		60			1	1	1					
	7	17	15	16	15	15	18	16	16	16	16	16	16	5	5	15		60						1	1	1		
	8	10	14	19	14	20	14	16	16	16	16	16	16	6	4	10		40			1	1						
	9	11	16	15	15	19	18	16	16	16	16	16	16	5	4	15		60			1	1	1					
	10	11	13	7	18	24	23	16	16	16	16	16	16	7	5	15		60						1		1	1	
	11	12	15	13	18	19	17	16	16	16	16	16	16	7	5	20		80				1	1		1			1
	12	16	13	18	11	16	12	16	16	16	16	16	16	9	4	15		60			1	1	1					
	13	17	21	14	14	21	19	16	16	16	16	16	16	6	6	15		60							1	1	1	
	14	12	19	19	20	19	17	16	16	16	16	16	16	7	6	20		80				1	1	1				1
	15	16	9	15	18	17	20	16	16	16	16	16	16	9	3	20		80			1	1	1	1				
	16	11	17	20	14	20	18	16	16	16	16	16	16	8	2	20		80							1	1	1	1
	17	15	20	16	14	20	13	16	16	16	16	16	16	8	5	15		60			1	1	1					
	18	14	21	20	17	17	18	16	16	16	16	16	16	6	6	15		60			1	1	1					
	19	15	20	18	20	15	15	16	16	16	16	16	16	7	5	15		60						1	1	1		
	20	14	17	16	19	20	21	16	16	16	16	16	16	7	5	15		60					1				1	1
	21	15	19	14	16	16	20	16	16	16	16	16	16	5	4	15		60			1	1						
	22	14	16	14	18	18	16	16	16	16	16	16	16	4	7	15		60						1	1	1		
	23	17	17	17	18	17	18	16	16	16	16	16	16	8	3	15		60			1	1	1					
	24	16	15	19	18	16	16	16	16	16	16	16	16	6	5	20		80			1	1	1	1				
	25	20	15	18	18	24	24	16	16	16	16	16	16	5	7	15		60						1	1	1		
	26	19	12	24	23	22	22	16	16	16	16	16	16	6	2	15		60			1						1	1
	27	12	17	11	14	18	18	16	16	16	16	16	16	3	12	15		60			1	1	1					
	28	10	17	20	7	20	19	16	16	16	16	16	16	5	7	15		60						1	1	1		
	29	17	17	19	20	17	17	16	16	16	16	16	16	7	5	20		80					1	1			1	1
	30	11	15	10	15	16	19	16	16	16	16	16	16	7	4	15		60			1	1	1					
Total		435	481	488	485	550	530	480	480	480	480	480	480	185	152	480	0	1,920	0		16	16	15	11	9	12	8	8
Max.		20	21	24	23	24	24	16	16	16	16	16	16	9	12	20	0	80	0									
Min.		10	9	7	7	15	12	16	16	16	16	16	16	3	1	10	0	40	0									
Ave.		15	16	16	16	18	18	16	16	16	16	16	16	6	5	16	###	64	###		1.9	1.9	2.0	2.7	3.3	2.5	3.8	3.8
Oct	1	16	16	19	17	17	17	16	16	16	16	16	16	6	6	15		60						1	1	1		
	2	15	19	21	18	17	16	16	16	16	16	16	16	7	5	20		80				1	1				1	1
	3	14	19	16	16	16	18	16	16	16	16	16	16	4	4	15		60		No.1	1		1	1				
	4	18	18	17	20	18	12	16	16	16	16	16	16	6	7	15		60		No.2		1			1	1		
	5	13	19	17	13	16	18	16	16	16	16	16	16	7	5	10		40		No.3			1					1
	6	12	16	14	15	18	17	16	16	16	16	16	16	7	5	15		60		No.4	1	1	1					
	7	15	18	16	16	18	15	16	16	16	16	16	16	5	6	15		60						1	1	1		
	8	15	17	15	13	15	19	16	16	16	16	16	16	5	5	10		40									1	
	9	15	16	16	13	17	16	16	16	16	16	16	16	8	3	15		60			1	1	1					
	10	13	16	14	12	16	16	16	16	16	15	15	16	6	6	15		60						1	1	1		1
	11	14	18	15	16	16	16	16	16	16	16	16	16	9	6	15		60			1			1	1			
	12	17	14	15	15	18	17	16	16	16	16	16	16	8	4	15		60			1	1	1					
	13	15	15	14	15	21	21	16	16	16	16	16	16	6	5	15		60						1	1	1		
	14	10	16	14	16	17	18	16	16	16	16	16	16	7	4	15		60			1						1	1
	15	12	17	11	18	19	19	16	16	16	16	16	16	7	5	15		60			1	1	1					
	16	11	20	21	13	15	15	16	16	16	16	16	16	7	5	15		60						1	1	1		
	17	18	19	15	19	14	14	16	16	16	16	16	16	5	5	5		20										1
	18	15	15	17	15	18	17	16	16	16	16	16	16	6	6	15		60			1	1	1					
	19	17	17	17	17	14	14	16	16	16	16	16	16	3	5	15		60						1	1	1		
	20	18	14	13	15	16	20	16	16	16	16	16	16	4	5	10		40									1	1
	21	12	17	17	12	19	16	16	16	16	16	16	16	4	4	15		60			1	1	1					
	22	18	16	15	20	14	18	16	16	16	16	16	16	6	6	15		60						1	1	1		
	23	14	18	18	18	16	10	16	16	16	16	16	16	6	3	10		40									1	1
	24	14	15	14	13	19	19	16	16	16	16	16	16	8	4	15		60			1	1	1					
	25	14	18	12	18	17	19	16	16	16	16	16	16	6	6	15		60						1	1	1		
	26	19	11	18	17	18	12	16	16	16	16	16	16	5	3	10		40					1					1
	27	14	18	14	18	16	16	16	16	16	16	16	16	7	6	10		60					1					1
	28	18	12	15	16	18	17	16	16	16	16	16	16	4	5	15		60		No.1				1	1	1		
	29	19	18	19	17	11	16	16	16	16	16	16	16	5	3	15		60		No.2	1	1	1					
	30	15	17	16	16	18	18	16	16	16	16	16	16	5	6	15		60		No.3	1	1	1					
	31	16	19	16	16	13	19	16	16	16	16	16	16	5	7	15		60		No.4				1	1		1	
Total		466	518	491	495	515	515	496	496	496	495	495	496	184	159	430	0	1,740	0		12	11	15	12	12	10	6	9
Max.		19	20	21	20	21	21	16	16	16	16	16	16	9	7	20	0	80	0									
Min.		10	11	11	12	11	10	16	16	16	15	15	16	3	3	5	0	20	0									
Ave.		15	17	16	16	17	17	16	16	16	16	16	16	6	5	14	###	56	###		2.6	2.8	2.1	2.6	2.6	3.1	5.2	3.4

Month	Day	Raw Water Amount (m^3/d)	Ratio of Loss (%)	Filtered Water (m^3/d)	Consumotion of Filtered Water (m^3/d)	Delivery of Distribution: To City (m^3/d)	Delivery of Distribution: To Thadeua (m^3/d)	Volume of Filter Wash-Drain (m^3/d)	Turbidity of Raw Water (NTU)	Water Level in Mekong (m)	Consuption of Chemicals: Polymer (kg/d)	Consuption of Chemicals: Alum (kg/d)	Consuption of Chemicals: Hypo (kg/d)	Dosing Rate of Chemicals: Polymer (Calcu.) (mg/l)	Dosing Rate of Chemicals: Alum (Calcu.) (mg/l)	Dosing Rate of Chemicals: Alum (Record) (mg/l)	Dosing Rate of Chemicals: Hypo (Calcu.) (mg/l)	Residual Chloine (ppm)	Consumption of Electricity (kWh)
Nov	1	96,983	6.1	91,437	91,437	87,745	2,672	1,020	682	9.0	1.4	1,700	125	0.014	17.5	30.0	1.4	0.7	24,800
	2	97,194	6.2	91,491	91,491	87,922	2,039	1,530	647	9.6	3.0	1,800	125	0.031	18.5	25.0	1.4	0.7	24,500
	3	94,199	0.7	93,523	93,523	88,913	3,080	1,530		9.6	2.8	2,400	125	0.030	25.5		1.3		24,600
	4	93,296	1.8	91,628	91,628	89,588	1,020	1,020	785	9.4	3.1	2,600	125	0.033	27.9	25.0	1.4	0.9	24,000
	5	95,157	2.4	92,902	92,902	88,420	2,952	1,530	817	9.0	4.1	2,700	125	0.043	28.4	30.0	1.3	0.7	24,600
	6	95,047	1.9	93,297	93,297	88,813	2,954	1,530	1,145	9.0	3.8	3,000	125	0.040	31.6	35.0	1.3	0.7	24,500
	7	94,648	2.5	92,329	92,329	87,948	3,361	1,020	725	9.0	2.2	2,400	125	0.023	25.4	30.0	1.4	0.7	24,500
	8	93,242	1.2	92,169	92,168	87,702	2,936	1,530	558	9.0	3.5	2,400	125	0.038	25.7	25.0	1.4	0.7	24,200
	9	93,850	2.2	91,824	91,824	87,890	2,404	1,530	860	9.0	2.5	2,800	125	0.027	29.8	25.0	1.4	0.8	24,700
	10	92,825	1.9	91,061	91,061	87,990	2,051	1,020	1,620	8.8	3.0	2,600	125	0.032	28.0	25.0	1.4	0.8	23,500
	11	97,334	6.4	91,473	91,473	87,392	2,041	2,040	1,336	8.2	4.0	2,800	125	0.041	28.8	30.0	1.4	0.8	23,800
	12	94,989	2.8	92,390	92,390	87,801	3,059	1,530	1,165	7.8	3.0	2,700	125	0.032	28.4	45.0	1.4	0.8	24,500
	13	94,838	4.7	90,588	90,588	86,758	2,810	1,020	1,652	7.9	3.8	2,700	125	0.040	28.5	45.0	1.4	0.7	23,500
	14	90,857	0.9	90,026	90,026	85,607	2,889	1,530	780	7.6	2.2	2,000	125	0.024	22.0	30.0	1.4	1.1	24,100
	15	90,857	2.6	88,559	88,559	85,607	1,422	1,530	780	7.6	2.2	2,000	125	0.024	22.0	30.0	1.4	1.1	24,100
	16	94,135	4.0	90,490	90,490	87,064	2,406	1,020	789	7.6	3.0	2,300	125	0.032	24.4	30.0	1.4	0.7	23,900
	17	95,520	5.3	90,751	90,751	87,180	2,041	1,530	641	7.6	2.2	2,300	125	0.023	24.1	30.0	1.4	0.8	23,800
	18	95,065	2.9	92,420	92,420	88,400	2,490	1,530	514	7.4	2.8	2,000	125	0.029	21.0		1.4	0.8	24,300
	19	93,585	3.1	90,786	90,786	87,365	3,421		356	7.3	1.2	2,100	125	0.013	22.4	50.0	1.4	0.7	24,400
	20	94,634	4.4	90,687	90,687	86,620	2,537	1,530	375	7.2	1.8	1,700	125	0.019	18.0	20.0	1.4	0.7	23,900
	21	94,431	2.2	92,419	92,419	87,380	3,509	1,530	315	7.4	2.0	1,900	125	0.021	20.1	25.0	1.4	0.8	24,800
	22	95,870	5.4	90,963	90,963	87,033	2,910	1,020	394	7.1	1.9	1,400	125	0.020	14.6	15.0	1.4	0.8	23,900
	23	95,112	3.5	91,856	91,856	87,890	2,436	1,530	214	7.0	1.0	1,500	125	0.011	15.8	20.0	1.4	0.8	24,500
	24	94,833	2.5	92,547	92,547	88,782	2,235	1,530	233	7.0	1.0	1,600	125	0.011	16.9		1.4		24,900
	25	94,482	3.9	90,910	90,910	88,285	2,625			6.8	1.8	1,200	125	0.019	12.7		1.4		24,500
	26	94,283	2.7	91,819	91,819	87,886	2,403	1,530	418	6.8	1.8	1,800	125	0.019	19.1	25.0	1.4	0.8	25,100
	27	95,990	4.9	91,492	91,492	87,589	2,373	1,530	373	6.6	0.3	1,600	125	0.003	16.7	20.0	1.4	1.0	24,800
	28	94,360	4.8	90,074	90,974	87,607	2,347	1,020	223	6.6	1.2	1,400	125	0.013	14.8	20.0	1.4	0.6	24,900
	29	94,838	3.5	91,640	91,640	87,762	2,348	1,530	228	6.6	1.2	1,600	125	0.013	16.9	15.0	1.4	0.9	24,900
	30	94,097	3.3	91,117	91,117	87,831	2,266	1,020	353	6.4	1.2	1,800	125	0.013	19.1	30.0	1.4	0.7	25,000
Total		2,836,551	3.3	2,744,668	2,745,567	2,630,770	76,037	38,760	---	---	69.0	62,800	3,750	---	---	---	---	---	731,500
Max.		97,334	4.1	93,523	93,523	89,588	3,509	2,040	1,652	9.6	4.1	3,000	125	0.043	31.6	50.0	1.4	1.1	25,100
Min.		90,857	2.6	88,559	88,559	85,607	1,020	1,020	214	6.4	0.3	1,200	125	0.003	12.7	15.0	1.3	0.6	23,500
Ave.		94,552	3.3	91,489	91,519	87,692	2,535	1,384	678	7.9	2.3	2,093	125	0.024	22.2	28.1	1.4	0.8	24,383
Dec	1	92,700	1.7	91,180	91,180	88,425	1,735	1,020	232	6.4	1.2	1,400	125	0.013	15.1	20.0	1.4	0.8	24,500
	2	92,194	2.3	90,094	90,094	87,026	1,538	1,530	102	6.2	1.0	1,200	125	0.011	13.0		1.4	0.8	24,700
	3	95,606	3.6	92,264	92,274	88,901	1,843	1,530	202	6.1	1.2	1,200	125	0.013	12.6		1.4	0.8	25,100
	4	94,774	3.6	91,470	92,470	89,609	2,351	510	222	6.0	0.8	1,600	125	0.008	16.9	25.0	1.4	0.8	25,000
	5	97,076	5.3	92,215	92,215	88,323	2,362	1,530	285	6.0	0.4	1,700	125	0.004	17.5	25.0	1.4	0.8	25,100
	6	94,560	1.4	93,254	93,254	88,648	3,076	1,530	210	6.0	1.0	1,000	125	0.011	10.6	20.0	1.3	1.0	26,100
	7	93,965	2.6	91,596	91,596	88,385	2,701	510	153	6.0	1.0	1,100	125	0.011	11.7	25.0	1.4	0.8	24,600
	8	93,824	2.4	91,637	91,673	88,054	2,089	1,530	95	6.2	0.0	900	125	0.000	9.6		1.4		24,500
	9	93,351	2.5	91,044	91,044	87,352	2,162	1,530	116	6.2	0.0	1,500	125	0.000	16.1		1.4	0.8	24,500
	10	93,518	2.3	91,382	91,382	87,754	2,608	1,020	230	6.0	0.0	1,700	125	0.000	18.2	25.0	1.4	0.8	25,200
	11	94,937	2.7	92,418	92,418	88,257	2,631	1,530	146	5.7	0.0	1,100	125	0.000	11.6	25.0	1.4	1.0	25,200
	12	94,633	1.0	93,713	93,713	89,195	2,988	1,530	141	5.4	0.0	1,400	125	0.000	14.8	30.0	1.3	0.9	26,300
	13	94,457	1.9	92,703	92,703	88,711	2,972	1,020	84	5.4	0.0	1,100	125	0.000	11.6	20.0	1.3	0.8	25,500
	14	96,419	4.5	92,265	92,265	87,642	3,093	1,530	81	5.4	0.0	1,100	125	0.000	11.4	15.0	1.4	1.0	25,600
	15	93,002	0.3	92,681	92,681	87,715	3,436	1,530	156	5.5	0.0	1,300	125	0.000	14.0		1.3	0.8	25,800
	16	92,187	0.1	92,114	92,114	88,214	2,880	1,020	374	5.5	0.0	1,800	125	0.000	19.5	20.0	1.4	1.0	25,000
	17	99,437	6.8	93,075	93,075	88,500	3,045	1,530	139	5.6	0.0	1,400	125	0.000	14.1	25.0	1.3	0.6	25,300
	18	97,410	4.1	93,539	93,539	88,771	3,238	1,530	154	5.4	0.0	1,400	125	0.000	14.4	20.0	1.3	1.0	25,600
	19	96,700	7.2	90,198	90,198	86,319	2,859	1,020	123	5.4	0.0	1,300	125	0.000	13.4	25.0	1.4	0.8	24,400
	20	100,307	8.1	92,799	92,799	88,243	3,026	1,530	79	5.5	0.0	1,400	125	0.000	14.0	20.0	1.3	1.0	25,500
	21	94,310	1.3	93,138	93,130	87,981	3,619	1,530	73	5.4	0.0	1,000	125	0.000	10.6	20.0	1.3	0.7	25,900
	22	92,898	1.7	91,374	91,374	87,337	3,017	1,020	64	5.4	0.0	1,200	125	0.000	12.9	20.0	1.4	1.0	25,100
	23	92,852	1.8	91,180	91,188	87,729	1,929	1,530	68	5.4	0.0	800	125	0.000	8.6		1.4	0.8	24,900
	24	92,663	0.7	91,980	91,980	87,512	2,938	1,530	86	5.4	0.0	1,300	125	0.000	14.0	25.0	1.4	0.8	25,500
	25	86,035	1.5	84,779	84,779	81,775	3,004		72	5.4	0.0	1,200	125	0.000	13.9	20.0	1.5	0.9	24,600
	26	87,962	8.6	81,032	81,032	77,027	2,475	1,530	54	5.4	0.0	1,000	125	0.000	11.4	20.0	1.5	1.0	22,700
	27	92,728	1.8	91,102	91,102	86,425	3,147	1,530	91	5.3	0.0	1,100	125	0.000	11.9	20.0	1.4	0.8	25,700
	28	92,730	1.2	91,616	91,616	88,663	2,443	510	51	5.3	0.0	1,300	125	0.000	14.0	20.0	1.4	0.9	25,000
	29	94,774	4.0	91,116	91,116	87,888	1,698	1,530	64	5.4	0.0	1,100	125	0.000	11.6		1.4	1.0	24,500
	30	92,051	1.2	90,928	90,928	88,189	1,719	1,020	56	5.2	0.0	1,200	125	0.000	13.0		1.4	0.6	25,000
	31	92,277	1.7	90,744	90,744	88,066	1,658	1,020	59	5.2	0.0	700	125	0.000	7.6	20.0	1.4	0.8	15,000
Total		2,912,337	2.9	2,830,630	2,831,676	2,712,636	80,280	38,760	---	---	6.6	38,500	3,875	---	---	---	---	---	767,400
Max.		100,307	7.0	93,713	93,713	89,609	3,619	1,530	374	6.4	1.2	1,800	125	0.013	19.5	30.0	1.5	1.0	26,300
Min.		86,035	6.2	81,032	81,032	77,027	1,538	510	51	5.2	0.0	700	125	0.000	7.6	15.0	1.3	0.6	15,000
Ave.		93,946	2.9	91,311	91,344	87,504	2,590	1,292	131	5.6	0.2	1,242	125	0.002	13.2	22.0	1.4	0.9	24,755
TOTAL		34,234,458	4.0	32,912,454	32,950,819	31,476,490	961,269	513,060	---	---	468.7	559,153	45,625	---	---	---	---	---	9,100,620
MAX.		100,307	5.5	95,122	96,550	92,516	7,600	2,040	1,652	#REF!	5.0	3,900	125	0.056	43.3	50.0	1.6	1.8	27,900
MIN.		84,130	4.4	80,577	80,577	77,027	296	0	8	#REF!	0.0	20	125	0.000	0.2	0.0	1.3	0.0	15,000
AVE.		93,793	4.0	90,171	90,276	86,237	2,634	1,425	398	#REF!	1.3	1,532	125	0.014	16.4	20.7	1.4	0.7	24,933

Month	Day	Running Hour of Pump Worked: Raw Water Intake Pump (h) 1	2	3	4	5	6	Distribution Pump (h) To City 1	2	3	4	5	6	To Thadeua 1	2	Air Blow (min) 1	2	Back Wash (min) 1	2	Cleaning of Sed. Basin	Frequency of Filter Washing 1	2	3	4	5	6	7	8
Nov	1	16	17	18	18	18	18	16	16	16	16	16	16	6	5	10		40									1	1
	2	14	19	9	15	17	21	16	16	16	16	16	16	7	3	15		60			1	1	1					
	3	18	15	19	14	16	13	16	16	16	16	16	16	5	3	15		60						1	1	1		
	4	17	12	16	16	18	16	16	16	16	16	16	16	5	5	10		40						1				1
	5	15	16	14	16	15	18	16	16	16	16	16	16	7	6	15		60			1	1	1					
	6	13	16	17	12	19	19	16	16	16	16	16	16	5	6	15		60						1	1	1		
	7	15	17	16	15	16	16	16	16	16	16	16	16	8	5	10		40									1	1
	8	16	14	12	17	18	17	16	16	16	16	16	16	6	5	15		60			1	1	1					
	9	13	19	19	13	16	16	16	16	16	16	16	16	5	4	15		60			1			1			1	
	10	18	16	16	16	14	14	16	16	16	16	16	16	5	4	10		40									1	1
	11	17	15	12	12	16	19	16	16	16	16	16	16	5	4	20		80			1	1			1		1	
	12	15	13	18	13	19	16	16	16	16	16	16	16	6	6	15		60					1	1		1		
	13	17	13	19	16	19	12	16	16	16	16	16	16	7	5	10		40									1	1
	14	18	14	13	19	15	16	16	16	16	16	16	16	6	5	15		60						1	1	1		
	15	18	14	13	19	15	16	16	16	16	16	16	16	6	5	15		60						1	1	1		
	16	14	17	17	19	17	13	16	16	16	16	16	16	9	5	10		40				1						1
	17	15	16	14	14	15	16	16	16	16	16	16	16	4	4	15		60			1	1	1					
	18	16	13	16	13	19	16	16	16	16	16	16	16	5	4	15		60						1	1	1		
	19	14	15	15	14	18	19	16	16	16	16	16	16	7	5													
	20	17	14	16	15	16	16	16	16	16	16	16	16	6	3	15		60			1	1	1					
	21	18	18	12	14	13	17	16	16	16	16	16	16	6	6	15		60						1	1	1		
	22	14	14	17	13	18	18	16	16	16	16	16	16	6	5	10		40									1	1
	23	16	18	15	13	14	20	16	16	16	16	16	16	8	3	15		60			1	1	1					
	24	18	18	15	19	18	15	16	16	16	16	16	16	5	4	15		60						1	1	1		
	25	15	16	14	19	17	20	16	16	16	16	16	16	6	6													
	26	16	17	18	19	17	21	16	16	16	16	16	16	4	6	15		60						1	1	1		
	27	15	22	15	18	13	18	16	16	16	16	16	16	4	7	15		60			1	1	1					
	28	18	19	19	16	15	19	16	16	16	16	16	16	5	6	10		40			1							1
	29	16	17	16	15	16	17	16	16	16	16	16	16	7	3	15		60			1	1	1					
	30	17	19	18	13	14	18	16	16	16	16	16	16	5	5	10		40						1			1	
Total		479	483	468	465	491	513	480	480	480	480	480	480	176	143	380	0	1,520	0		11	10	9	12	9	9	8	8
Max.		18	22	19	19	19	21	16	16	16	16	16	16	9	7	20	0	80	0									
Min.		13	12	9	12	13	12	16	16	16	16	16	16	4	3	10	0	40	0									
Ave.		16	16	16	16	16	17	16	16	16	16	16	16	6	5	14	###	54	###		2.7	3.0	3.3	2.5	3.3	3.3	3.8	3.8
Dec	1	18	16	16	19	19	18	16	16	16	16	16	16	4	4	10		40						1			1	
	2	12	18	19	16	17	17	16	16	16	16	16	16	4	4	15		60			1	1	1					
	3	20	21	18	14	14	17	16	16	16	16	16	16	3	5	15		60						1	1	1		
	4	18	16	16	20	16	20	16	16	16	16	16	16	5	5	5		20										1
	5	19	15	21	15	12	21	16	16	16	16	16	16	6	2	15		60			1	1	1					
	6	18	14	20	19	20	20	16	16	16	16	16	16	6	5	15		60						1	1	1		
	7	14	17	20	18	18	18	16	16	16	16	16	16	6	5	5		20										1
	8	17	18	17	17	12	16	16	16	16	16	16	16	5	4	15		60			1	1	1					
	9	17	12	17	20	19	19	16	16	16	16	16	16	4	4	15		60						1	1	1		
	10	17	15	17	17	18	20	16	16	16	16	16	16	6	5	10		40									1	1
	11	18	20	16	16	18	21	16	16	16	16	16	16	5	5	15		60			1	1	1					
	12	17	18	18	17	18	17	16	16	16	16	16	16	6	5	15		60						1	1	1		
	13	19	18	19	17	18	20	16	16	16	16	16	16	8	4	10		40									1	1
	14	17	19	19	16	19	17	16	16	16	16	16	16	8	4	15		60		No.1	1	1	1					
	15	22	16	24	22	15	18	16	16	16	16	16	16	7	5	15		60		No.2				1	1	1		
	16	19	20	19	17	18	19	16	16	16	16	16	16	4	5	10		40		No.3							1	1
	17	15	19	19	19	20	17	16	16	16	16	16	16	6	5	15		60		No.4	1	1	1					
	18	17	19	21	20	17	15	16	16	16	16	16	16	6	6	15		60						1	1	1		
	19	19	21	19	18	17	17	16	16	16	16	16	16	6	4	10		40									1	1
	20	19	18	18	19	20	20	16	16	16	16	16	16	8	3	15		60			1	1	1					
	21	15	17	14	18	24	21	16	16	16	16	16	16	7	5	15		60						1	1	1		
	22	19	16	21	20	15	21	16	16	16	16	16	16	6	6	10		40									1	1
	23	17	21	18	21	18	15	16	16	16	16	16	16	5	4	15		60			1	1	1					
	24	18	19	18	17	20	23	16	16	16	16	16	16	6	5	15		60						1	1	1		
	25	15	20	2	24	23	21	16	16	16	16	16	16	7	6													
	26	16	13	17	18	15	14	16	16	16	16	16	16	4	5	15		60			1	1	1					
	27	19	15	22	19	20	18	16	16	16	16	16	16	7	5	15		60						1	1	1		
	28	19	13	19	20	18	19	16	16	16	16	16	16	9	3	5		20										1
	29	17	17	15	19	18	20	16	16	16	16	16	16	4	3	15		60			1	1	1					
	30	20	15	20	18	15	17	16	16	16	16	16	16	4	4	10		40						1	1			
	31	19	17	19	21	17	19	16	16	16	16	16	16	4	4	10		40									1	1
Total		546	533	558	571	548	575	496	496	496	496	496	496	178	139	380	0	1,520	0		10	10	10	11	10	9	7	9
Max.		22	21	24	24	24	23	16	16	16	16	16	16	9	6	15	0	60	0									
Min.		12	12	2	14	12	14	16	16	16	16	16	16	3	2	5	0	20	0									
Ave.		18	17	18	18	18	19	16	16	16	16	16	16	6	4	13	###	51	###		3.1	3.1	3.1	2.8	3.1	3.4	4.4	3.4
TOTAL		6,383	6,671	6,257	6,300	6,696	6,688	5,844	5,892	5,723	5,822	5,778	5,933	1,971	1,728	5,055	0	20,240	0		147	142	146	132	116	118	99	104
MAX.		24	24	27	27	24	24	22	24	24	24	21	24	13	12	25	0	100	0									
MIN.		7	9	0	0	10	9	14	7	10	14	6	11	2	0	0	0	0	0									
AVE.		17	18	17	17	18	18	16	16	16	16	16	16	5	5	14	###	56	###		2.5	2.6	2.5	2.8	3.1	3.1	3.7	3.5

MONTHLY STATISTIC OPERATION RECORD OF CHINAIMO WTP IN 2002

Month	Day	Raw Water Amount (m^3/d)	Ratio of Loss (%)	Filtered Water (m^3/d)	Consumotion of Filtered Water (m^3/d)	Delivery of Distribution: To City (m^3/d)	Delivery of Distribution: To Thadeua (m^3/d)	Volume of Filter Wash-Drain (m^3/d)	Turbidity of Raw Water (NTU)	Water Level in Mekong (m)	Consuption of Chemicals: Polymer (kg/d)	Consuption of Chemicals: Alum (kg/d)	Consuption of Chemicals: Hypo (kg/d)	Dosing Rate of Chemicals: Polymer (Calcu.) (mg/l)	Dosing Rate of Chemicals: Alum (Calcu.) (mg/l)	Dosing Rate of Chemicals: Alum (Record) (mg/l)	Dosing Rate of Chemicals: Hypo (Calcu.) (mg/l)	Residual Chloine (ppm)	Consumption of Electricity (kWh)
Jan	1	92,583	2.4	90,407	89,894	87,011	1,863	1,020	59	5.2	0.0	900	125	0.000	9.7	20.0	1.4	0.8	24,600
	2	94,440	2.8	91,865	91,865	87,685	2,650	1,530	102	5.0	0.0	900	125	0.000	9.5	20.0	1.4	0.9	25,600
	3	96,279	5.4	91,316	91,316	87,710	2,586	1,020	33	5.0	0.0	800	125	0.000	8.3	30.0	1.4	0.9	24,400
	4	94,807	3.7	91,450	91,450	87,358	2,562	1,530	58	5.0	0.0	1,000	125	0.000	10.5	15.0	1.4	0.8	25,300
	5	94,654	2.9	92,000	92,000	87,772	2,698	1,530	69	5.0	0.0	1,100	125	0.000	11.6	15.0	1.4	0.9	25,600
	6	93,811	3.3	90,801	90,801	87,624	2,157	1,020	62	5.2	0.0	800	125	0.000	8.5	15.0	1.4	1.0	25,200
	7	93,171	1.6	91,704	91,704	87,705	2,469	1,530	60	5.1	0.0	1,000	125	0.000	10.7	15.0	1.4	0.8	24,800
	8	96,755	5.1	92,084	92,084	87,671	2,883	1,530	59	5.2	0.0	1,200	125	0.000	12.4	15.0	1.4	0.8	25,200
	9	95,549	3.8	92,022	92,022	88,238	2,764	1,020	50	5.2	0.0	1,400	125	0.000	14.7	20.0	1.4	0.7	25,500
	10	94,526	1.6	93,037	93,037	88,608	2,899	1,530	35	5.2	0.0	1,000	125	0.000	10.6	15.0	1.3	1.0	25,300
	11	97,248	4.8	92,765	92,765	88,459	2,776	1,530	28	5.0	0.0	800	125	0.000	8.2	15.0	1.3	0.7	26,000
	12	95,623	3.1	92,736	92,736	88,839	2,877	1,020	32	4.8	0.0	700	125	0.000	7.3	15.0	1.3	0.8	25,700
	13	97,154	5.0	92,523	92,523	88,585	2,408	1,530	55	4.8	0.0	800	125	0.000	8.2		1.4		25,700
	14	96,724	4.9	92,205	92,205	88,374	2,301	1,530	57	4.8	0.0	1,100	125	0.000	11.4	15.0	1.4	0.7	25,900
	15	97,485	5.0	92,869	92,869	89,280	2,569	1,020	41	4.8	0.0	800	125	0.000	8.2	15.0	1.3	0.6	25,700
	16	97,661	5.3	92,787	92,787	88,435	2,822	1,530	79	4.7	0.0	1,000	125	0.000	10.2	20.0	1.3	0.8	26,100
	17	96,555	4.2	92,681	92,681	88,312	2,839	1,530	39	4.7	0.0	800	125	0.000	8.3	15.0	1.3	1.2	25,700
	18	95,634	4.0	91,975	92,485	88,813	2,652	1,020	106	4.7	0.0	900	125	0.000	9.4	15.0	1.4	0.5	25,900
	19	94,507	1.3	93,252	93,252	89,787	1,935	1,530	42	4.8	0.0	800	125	0.000	8.5	15.0	1.3	1.0	25,400
	20	98,274	6.2	92,577	92,577	88,710	2,337	1,530	55	5.0	0.0	900	125	0.000	9.2	15.0	1.4	0.9	25,700
	21	98,590	7.3	91,900	91,990	87,426	3,034	1,530	57	4.8	0.0	1,100	125	0.000	11.2	20.0	1.4	1.0	25,900
	22	96,442	3.9	92,811	92,811	89,863	1,928	1,020	75	4.8	0.0	800	125	0.000	8.3	20.0	1.3	0.7	25,800
	23	96,451	4.5	92,272	92,272	88,516	2,736	1,020	78	4.6	0.0	900	125	0.000	9.3	15.0	1.4	0.7	25,400
	24	97,104	4.6	92,873	92,873	88,662	2,681	1,530	47	4.6	0.0	800	125	0.000	8.2	15.0	1.3	0.7	26,100
	25	98,197	4.3	94,119	92,652	88,125	2,997	1,530	51	4.6	0.0	1,100	125	0.000	11.2	20.0	1.3	0.8	26,500
	26	98,517	5.8	93,150	93,151	88,690	2,931	1,530	57	4.4	0.0	1,000	125	0.000	10.2	20.0	1.3	0.8	25,600
	27	96,182	3.7	92,727	92,727	88,636	3,071	1,020	58	4.6	0.0	800	125	0.000	8.3	20.0	1.3	1.0	26,100
	28	97,567	5.4	92,593	92,593	88,336	2,727	1,530	48	4.6	0.0	900	125	0.000	9.2	15.0	1.3	1.0	25,800
	29	97,545	5.7	92,249	92,249	88,000	2,719	1,530	48	4.6	0.0	700	125	0.000	7.2	15.0	1.4	0.9	25,600
	30	97,110	5.8	91,791	91,791	88,080	2,691	1,020	52	4.8	0.0	800	125	0.000	8.2	20.0	1.4	0.8	25,900
	31	96,218	3.4	93,034	93,034	88,382	3,122	1,530	69	4.6	0.0	1,000	125	0.000	10.4	20.0	1.3	1.0	25,600
Total		2,983,363	4.2	2,862,575	2,861,196	2,737,692	81,684	41,820	---	---	0.0	28,600	3,875	---	---	---	---	---	793,600
Max.		98,590	4.8	94,119	93,252	89,863	3,122	1,530	106	5.2	0.0	1,400	125	0.000	14.7	30.0	1.4	1.2	26,500
Min.		92,583	2.4	90,407	89,894	87,011	1,863	1,020	28	4.4	0.0	700	125	0.000	7.2	15.0	1.3	0.5	24,400
Ave.		96,238	4.2	92,341	92,297	88,313	2,635	1,349	57	4.8	0.0	923	125	0.000	9.6	17.3	1.4	0.8	25,600
Feb	1	97,357	5.0	92,713	92,713	88,370	2,813	1,530	77	4.8	0.0	900	125	0.000	9.2	20.0	1.3	0.7	26,700
	2	87,361	5.3	83,000	83,000	80,050	1,930	1,020	60	4.6	0.0	1,000	125	0.000	11.4	20.0	1.5	1.0	23,500
	3	96,945	5.6	91,768	91,768	87,657	2,581	1,530	39	4.6	0.0	1,100	125	0.000	11.3	0.0	1.4	0.0	26,300
	4	94,626	1.9	92,865	92,865	88,201	3,134	1,530	31	4.5	0.0	1,100	125	0.000	11.6	15.0	1.3	0.8	26,900
	5	97,433	5.7	92,148	92,148	88,540	2,588	1,020	34	4.4	0.0	1,000	125	0.000	10.3	15.0	1.4	0.8	25,800
	6	97,993	5.5	92,916	92,916	88,409	2,977	1,530	34	4.4	0.0	1,100	125	0.000	11.2	15.0	1.3	1.0	26,300
	7	95,680	1.6	94,169	94,169	89,101	3,538	1,530	39	4.3	0.0	900	125	0.000	9.4	15.0	1.3	0.8	27,100
	8	98,081	4.5	93,857	93,857	89,159	3,678	1,020	37	4.4	0.0	900	125	0.000	9.2	15.0	1.3	0.7	26,500
	9	96,357	2.7	93,837	93,837	89,324	2,983	1,530	48	4.4	0.0	1,000	125	0.000	10.4		1.3		26,200
	10	98,884	5.0	94,207	94,207	89,815	2,862	1,530	46	4.4	0.0	800	125	0.000	8.1		1.3		26,700
	11	98,126	4.5	93,895	93,895	89,459	3,416	1,020	40	4.4	0.0	900	125	0.000	9.2	15.0	1.3	0.7	26,600
	12	99,059	7.3	92,307	92,307	87,816	2,961	1,530	65	4.2	0.0	900	125	0.000	9.1	10.0	1.4	1.0	26,400
	13	99,865	6.8	93,526	93,526	88,495	3,501	1,530	50	4.2	0.0	800	125	0.000	8.0	15.0	1.3	0.9	27,100
	14	101,077	7.2	94,274	94,274	89,910	3,344	1,020	35	4.2	0.0	1,500	125	0.000	14.8	10.0	1.3	0.7	26,900
	15	100,424	7.2	93,721	93,721	88,289	3,902	1,530	35	4.2	0.0	800	125	0.000	8.0	10.0	1.3	1.0	26,800
	16	95,114	1.8	93,445	93,445	89,305	2,610	1,530	32	4.2	0.0	800	125	0.000	8.4		1.3		26,400
	17	97,620	4.3	93,633	93,123	89,429	2,674	1,020	26	4.2	0.0	600	125	0.000	6.1	10.0	1.3	0.8	26,400
	18	97,625	6.4	91,744	91,744	87,254	2,960	1,530	22	4.2	0.0	800	125	0.000	8.2	10.0	1.4	1.0	25,800
	19	97,968	6.0	92,456	92,456	88,910	2,016	1,530	24	4.2	0.0	1,200	125	0.000	12.2	10.0	1.4	0.8	25,900
	20	99,278	4.5	94,999	94,487	90,046	3,421	1,020	45	4.2	0.0	1,000	125	0.000	10.1	15.0	1.3	0.7	26,700
	21	96,640	1.7	94,982	94,982	90,014	3,438	1,530	22	4.2	0.0	800	125	0.000	8.3	15.0	1.3	1.0	25,900
	22	99,434	5.2	94,509	94,509	89,812	3,167	1,530	21	4.2	0.0	700	125	0.000	7.0	10.0	1.3	0.7	26,800
	23	98,181	3.8	94,575	94,575	90,798	2,757	1,020	23	4.2	0.0	800	125	0.000	8.1	10.0	1.3	0.8	26,500
	24	97,469	4.8	93,006	93,006	89,177	2,299	1,530	22	4.2	0.0	800	125	0.000	8.2	0.0	1.3	0.0	28,500
	25	97,230	3.0	94,439	94,439	89,675	3,234	1,530	30	4.2	0.0	1,100	125	0.000	11.3	15.0	1.3	0.9	26,700
	26	97,258	5.4	92,305	92,305	88,276	3,009	1,020	28	4.0	0.0	800	125	0.000	8.2	10.0	1.4	0.7	26,400
	27	97,395	4.2	93,468	93,468	89,008	2,930	1,530	60	4.2	0.0	1,400	125	0.000	14.4	20.0	1.3	0.6	26,500
	28	98,299	5.2	93,436	93,136	88,982	2,624	1,530	54	4.2	0.0	1,200	125	0.000	12.2	20.0	1.3	1.0	27,300
Total		2,728,779	4.7	2,606,200	2,604,878	2,483,281	83,347	38,250	---	---	0.0	26,700	3,500	---	---	---	---	---	741,600
Max.		101,077	6.4	94,999	94,982	90,798	3,902	1,530	77	4.8	0.0	1,500	125	0.000	14.8	20.0	1.5	1.0	28,500
Min.		87,361	5.3	83,000	83,000	80,050	1,930	1,020	21	4.0	0.0	600	125	0.000	6.1	0.0	1.3	0.0	23,500
Ave.		97,456	4.7	93,079	93,031	88,689	2,977	1,366	39	4.3	0.0	954	125	0.000	9.8	12.8	1.3	0.8	26,486

Month	Day	Running Hour of Pump Worked: Raw Water Intake Pump (h) 1	2	3	4	5	6	Distribution Pump (h) To City 1	2	3	4	5	6	To Thadeua 1	2	Air Blow (min) 1	2	Back Wash (min) 1	2	Cleaning of Sed. Basin	Frequency of Filter Washing 1	2	3	4	5	6	7	8
Jan	1	18	19	17	14	16	18	16	16	16	16	16	16	4	5	10		40									1	1
	2	10	17	21	22	20	21	16	16	16	16	16	16	6	6	15		60						1	1	1		
	3	17	20	19	18	20	18	16	16	16	16	16	16	6	6	10		40									1	1
	4	19	20	19	18	16	21	16	16	16	16	16	16	5	6	15		60			1	1	1					
	5	15	19	20	17	18	21	16	16	16	16	16	16	7	4	15		60						1	1	1		
	6	19	16	16	18	18	19	16	16	16	16	16	16	6	4	10		40									1	1
	7	20	20	18	14	15	17	16	16	16	16	16	16	6	5	15		60			1	1	1					
	8	20	20	18	20	16	17	16	16	16	16	16	16	7	6	15		60						1	1	1		
	9	14	17	20	18	20	20	16	16	16	16	16	16	7	6	10		40									1	1
	10	21	18	21	17	14	18	16	16	16	16	16	16	6	6	15		60			1	1	1					
	11	16	20	19	21	18	24	16	16	16	16	16	16	7	6	15		60						1	1	1		
	12	22	22	22	19	14	19	16	16	16	16	16	16	6	7	10		40									1	1
	13	19	18	20	18	19	17	16	16	16	16	16	16	4	4	15		60			1	1	1					
	14	18	21	17	18	19	21	16	16	16	16	16	16	6	5	15		60						1	1	1		
	15	20	17	22	13	20	21	16	16	16	16	16	16	5	5	10		40									1	1
	16	20	21	19	18	19	19	16	16	16	16	16	16	5	7	15		60			1	1	1					
	17	20	23	19	17	17	17	16	16	16	16	16	16	5	7	15		60						1	1	1		
	18	18	21	20	17	21	19	16	16	16	16	16	16	6	6	10		40									1	1
	19	19	15	22	22	18	21	16	16	16	16	16	16	4	6	15		60			1	1	1					
	20	21	21	20	20	17	17	16	16	16	16	16	16	4	6	15		60						1	1	1		
	21	17	20	19	19	22	20	16	16	16	16	16	16	7	6	15		60			1	1	1					
	22	24	18	24	13	17	20	16	16	16	16	16	16	4	5	10		40									1	1
	23	20	21	20	13	23	18	16	16	16	16	16	16	7	6	10		40									1	1
	24	20	22	18	17	19	21	16	16	16	16	16	16	7	5	15		60						1	1	1		
	25	19	21	17	19	21	17	16	16	16	16	16	16	5	5	15		60			1	1	1					
	26	20	21	21	10	24	24	16	16	16	16	16	16	6	4	15		60						1	1	1		
	27	23	19	22	15	20	19	16	16	16	16	16	16	5	6	10		40									1	1
	28	20	21	20	17	20	20	16	16	16	16	16	16	4	6	15		60			1	1	1					
	29	20	24	19	19	19	19	16	16	16	16	16	16	5	5	15		90						1	1	1		
	30	16	24	21	13	22	24	16	16	16	16	16	16	7	6	20		40									1	1
	31	20	18	20	18	20	20	16	16	16	16	16	16	6	6	15		60			1	1	1					
Total		585	614	610	534	582	607	496	496	496	496	496	496	175	173	420	0	1,670	0		10	10	10	10	10	10	11	11
Max.		24	24	24	22	24	24	16	16	16	16	16	16	7	7	20	0	90	0									
Min.		10	15	16	10	14	17	16	16	16	16	16	16	4	4	10	0	40	0									
Ave.		19	20	20	17	19	20	16	16	16	16	16	16	6	6	14	###	54	###		3.1	3.1	3.1	3.1	3.1	3.1	2.8	2.8
Feb	1	24	19	24	20	20	22	16	16	16	16	16	16	5	6	15		60						1	1	1		
	2	20	20	18	13	21	13	15	13	14	15	13	14	4	5	10		40									1	1
	3	22	23	17	20	20	22	16	16	16	16	16	16	6	3	15		60			1	1	1					
	4	21	20	20	22	21	20	16	16	16	16	16	16	4	7	15		60						1	1	1		
	5	18	17	19	19	18	20	16	16	16	16	16	16	4	6	10		40									1	1
	6	16	21	19	21	21	20	16	16	16	16	16	16	5	5	15		60			1	1	1					
	7	24	19	22	24	20	21	16	16	16	16	16	16	10	3	15		60						1	1	1		
	8	15	24	16	18	23	24	16	16	16	16	16	16	7	6	10		40									1	1
	9	18	20	19	20	21	21	16	16	16	16	16	16	4	6	15		60			1	1	1					
	10	18	21	23	21	19	18	16	16	16	16	16	16	6	5	15		60						1	1	1		
	11	21	21	20	20	21	24	16	16	16	16	16	16	8	6	10		40									1	1
	12	18	22	20	22	21	22	16	16	16	16	16	16	5	5	15		60		No.1	1	1	1					
	13	20	24	20	18	20	23	16	16	16	16	16	16	6	6	15		60		No.2				1	1	1		
	14	24	18	22	22	24	19	16	16	16	16	16	16	8	6	10		40		No.3							1	1
	15	21	22	23	18	20	22	16	16	16	16	16	16	6	6	15		60		No.4	1	1	1					
	16	19	22	23	24	19	18	16	16	16	16	16	16	6	5	15		60						1	1	1		
	17	19	22	22	20	17	21	16	16	16	16	16	16	7	4	10		40									1	1
	18	Impeller	24	24	24	24	24	16	16	16	16	16	16	3	7	15		60			1	1	1					
	19	-	24	24	24	24	24	16	16	16	16	16	16	4	3	15		60						1	1	1		
	20	16	21	22	22	20	22	16	16	16	16	16	16	11	2	15		60									1	1
	21	20	19	21	21	20	18	16	16	16	16	16	16	7	5	15		60			1	1	1					
	22	19	22	20	20	20	21	16	16	16	16	16	16	5	6	15		60						1	1	1		
	23	22	20	22	21	19	20	16	16	16	16	16	16	5	6	10		40									1	1
	24	21	19	18	21	19	21	16	16	16	16	16	16	4	5	15		60			1	1	1					
	25	23	24	21	21	24	17	16	16	16	16	16	16	6	6	15		60						1	1	1		
	26	23	20	24	16	20	20	16	16	16	16	16	16	8	6	10		40									1	1
	27	21	19	20	21	19	24	16	16	16	16	16	16	6	6	15		60			1	1	1					
	28	18	24	24	20	19	24	16	16	16	16	16	16	7	5	15		60						1	1	1		
Total		521	591	587	573	574	585	447	445	446	447	445	446	167	147	380	0	1,520	0		9	9	9	10	10	10	9	9
Max.		24	24	24	24	24	24	16	16	16	16	16	16	11	7	15	0	60	0									
Min.		15	17	16	13	17	13	15	13	14	15	13	14	3	2	10	0	40	0									
Ave.		20	21	21	20	21	21	16	16	16	16	16	16	6	5	14	###	54	###		3.1	3.1	3.1	2.8	2.8	2.8	3.1	3.1

Month	Day	Raw Water Amount (m^3/d)	Ratio of Loss (%)	Filtered Water (m^3/d)	Consumotion of Filtered Water (m^3/d)	Delivery of Distribution: To City (m^3/d)	Delivery of Distribution: To Thadeua (m^3/d)	Volume of Filter Wash-Drain (m^3/d)	Turbidity of Raw Water (NTU)	Water Level in Mekong (m)	Consuption of Chemicals: Polymer (kg/d)	Consuption of Chemicals: Alum (kg/d)	Consuption of Chemicals: Hypo (kg/d)	Dosing Rate of Chemicals: Polymer (Calcu.) (mg/l)	Dosing Rate of Chemicals: Alum (Calcu.) (mg/l)	Dosing Rate of Chemicals: Alum (Record) (mg/l)	Dosing Rate of Chemicals: Hypo (Calcu.) (mg/l)	Residual Chloline (ppm)	Consumption of Electricity (kWh)
Mar	1	99,050	6.1	93,372	93,372	89,498	2,854	1,020	53	4.2	0.0	1,300	125	0.000	13.1	20.0	1.3	0.7	26,400
	2	98,217	5.5	93,104	93,104	89,805	1,769	1,530	33	4.2	0.0	900	125	0.000	9.2		1.3	1.0	26,900
	3	95,100	3.0	92,312	92,312	88,646	2,136	1,530	26	4.0	0.0	1,100	125	0.000	11.6		1.4	0.9	26,500
	4	98,996	5.7	93,615	93,105	89,169	2,916	1,020	26	4.0	0.0	700	125	0.000	7.1	15.0	1.3	0.7	26,800
	5	97,904	4.5	93,729	93,729	89,785	2,414	1,530	22	4.0	0.0	1,200	125	0.000	12.3	20.0	1.3	1.0	26,900
	6	97,196	6.4	91,323	91,323	87,076	2,717	1,530	30	4.0	0.0	900	125	0.000	9.3	10.0	1.4	0.7	26,600
	7	96,934	6.9	90,693	90,693	86,249	3,424	1,020	21	4.0	0.0	1,000	125	0.000	10.3	10.0	1.4	0.8	26,400
	8	93,125	2.9	90,511	90,511	86,456	2,525	1,530	28	4.2	0.0	800	125	0.000	8.6		1.4		25,700
	9	97,344	4.7	93,005	93,005	88,264	3,211	1,530	47	4.2	0.0	600	125	0.000	6.2		1.3		27,100
	10	97,905	5.4	92,849	92,849	88,952	2,877	1,020	22	4.2	0.0	700	125	0.000	7.1	10.0	1.3	1.0	26,000
	11	96,993	2.7	94,439	94,439	89,900	3,009	1,530	21	4.0	0.0	900	125	0.000	9.3	20.0	1.3	0.8	27,100
	12	97,701	4.1	93,868	93,868	89,534	2,804	1,530	24	4.0	0.0	800	125	0.000	8.2	15.0	1.3	0.9	26,900
	13	100,422	5.7	94,971	94,971	91,000	2,951	1,020	19	3.8	0.0	600	125	0.000	6.0	15.0	1.3	0.6	26,800
	14	99,879	4.5	95,602	95,602	91,269	2,803	1,530	12	4.0	0.0	900	125	0.000	9.0	15.0	1.3	0.8	27,600
	15	100,091	6.7	93,799	93,799	89,881	2,388	1,530	15	4.0	0.0	600	125	0.000	6.0	10.0	1.3	0.8	27,700
	16	95,775	5.0	91,239	91,239	88,242	1,977	1,020		4.8	0.0	700	125	0.000	7.3		1.4		26,300
	17	98,625	5.7	93,340	93,340	89,277	2,533	1,530	19	3.8	0.0	900	125	0.000	9.1		1.3		26,700
	18	99,120	6.4	93,119	93,119	88,949	2,640	1,530	32	4.0	0.0	700	125	0.000	7.1	20.0	1.3	0.8	27,800
	19	98,731	6.9	92,346	92,346	88,653	2,673	1,020		4.2	0.0	800	125	0.000	8.1	10.0	1.4		26,900
	20	98,394	5.1	93,597	93,579	88,574	3,475	1,530	13	4.0	0.0	600	125	0.000	6.1	10.0	1.3	1.0	28,000
	21	99,895	4.9	95,248	95,248	90,725	2,993	1,530	49	4.0	0.0	700	125	0.000	7.0	15.0	1.3	0.9	27,400
	22	99,564	7.8	92,389	92,389	90,286	2,103	0	22	4.0	0.0	800	125	0.000	8.0	15.0	1.4	0.5	27,200
	23	98,147	5.3	93,229	93,229	88,942	2,757	1,530	52	4.0	0.0	900	125	0.000	9.2	0.0	1.3	0.5	26,800
	24	95,339	2.7	92,833	92,833	88,802	2,501	1,530	42	4.0	0.0	900	125	0.000	9.4	0.0	1.3	0.9	26,600
	25	100,008	6.4	93,987	93,887	89,625	3,242	1,020	35	4.0	0.0	700	125	0.000	7.0	15.0	1.3	0.9	27,400
	26	98,465	4.8	93,961	93,961	90,013	2,418	1,530	24	4.0	0.0	700	125	0.000	7.1	15.0	1.3	0.9	26,900
	27	98,009	2.6	95,502	95,502	90,612	3,360	1,530	49	4.2	0.0	600	125	0.000	6.1	15.0	1.3	0.8	27,700
	28	99,147	5.8	93,675	94,185	89,654	3,001	1,530	38	4.2	0.0	700	125	0.000	7.1	10.0	1.3	0.7	27,700
	29	96,588	3.6	93,218	93,218	88,754	2,934	1,530	29	4.2	0.0	700	125	0.000	7.2	15.0	1.3	0.8	27,000
	30	95,770	4.3	91,860	91,860	87,432	2,898	1,530	25	4.0	0.0	600	125	0.000	6.3		1.4		26,700
	31	96,453	3.2	93,446	93,446	89,967	2,459	1,020		4.2	0.0	800	125	0.000	8.3		1.3		27,000
Total		3,034,887	5.0	2,890,181	2,890,063	2,763,991	84,762	41,310	---	---	0.0	24,800	3,875	---	---	---	---	---	835,500
Max.		100,422	5.0	95,602	95,602	91,269	3,475	1,530	53	4.8	0.0	1,300	125	0.000	13.1	20.0	1.4	1.0	28,000
Min.		93,125	2.9	90,511	90,511	86,249	1,769	0	12	3.8	0.0	600	125	0.000	6.0	0.0	1.3	0.5	25,700
Ave.		97,900	5.0	93,232	93,228	89,161	2,734	1,333	30	4.1	0.0	800	125	0.000	8.2	13.0	1.3	0.8	26,952
Apr	1	96,146	5.5	91,109	91,109	87,011	2,568	1,530	30	4.2	0.0	900	125	0.000	9.4	15.0	1.4	1.0	26,700
	2	99,111	5.2	94,218	94,218	89,971	2,717	1,530	20	3.6	0.0	700	125	0.000	7.1	10.0	1.3	0.7	26,700
	3	77,132	4.9	73,497	73,497	70,300	3,197	0	18	3.8	0.0	400	125	0.000	5.2	10.0	1.7	0.7	22,600
	4	99,763	3.8	96,077	96,077	90,433	3,094	2,550	17	3.8	0.0	700	125	0.000	7.0	10.0	1.3	1.0	27,400
	5	95,293	1.2	94,162	94,162	89,683	2,949	1,530	18	3.8	0.0	800	125	0.000	8.4	10.0	1.3	0.8	27,600
	6	100,092	4.1	96,122	95,612	91,581	3,011	1,020	11	3.8	0.0	700	125	0.000	7.0	10.0	1.3	0.8	27,300
	7	98,659	3.4	95,450	95,450	90,832	3,088	1,530	7	3.8	0.0	900	125	0.000	9.1	0.0	1.3	0.8	27,100
	8	97,808	4.5	93,553	93,553	88,701	3,322	1,530		3.8	0.0	800	125	0.000	8.2	10.0	1.3		27,500
	9	100,562	4.6	96,100	95,590	91,915	2,655	1,020	90	3.8	0.0	900	125	0.000	8.9	10.0	1.3	0.6	27,700
	10	98,875	4.1	94,953	94,953	90,170	3,253	1,530	5	3.8	0.0	900	125	0.000	9.1	10.0	1.3	0.8	27,400
	11	98,001	3.4	94,797	94,797	89,365	3,902	1,530	10	3.8	0.0	800	125	0.000	8.2	10.0	1.3	0.6	27,400
	12	97,645	2.0	95,765	95,765	91,550	3,195	1,020	6	3.8	0.0	500	125	0.000	5.1	10.0	1.3	0.5	27,600
	13	95,249	0.5	94,776	94,776	90,832	2,414	1,530	5	3.8	0.0	700	125	0.000	7.3		1.3	0.8	27,100
	14	93,494	3.0	90,745	90,745	87,140	2,075	1,530		4.0	0.0	700	125	0.000	7.5	0.0	1.4	0.0	26,300
	15	96,448	4.7	92,145	91,635	88,699	1,916	1,020	3	4.0	0.0	800	125	0.000	8.3	10.0	1.4	0.9	25,900
	16	98,015	4.5	93,834	93,834	89,934	2,370	1,530	2	4.8	0.0	600	125	0.000	6.1		1.3	0.8	26,600
	17	97,082	2.9	94,345	94,346	88,851	3,965	1,530	3	3.8	0.0	600	125	0.000	6.2		1.3	0.7	27,300
	18	100,131	3.6	96,607	96,607	91,948	3,639	1,020	4	4.0	0.0	800	125	0.000	8.0	10.0	1.3	0.6	27,400
	19	97,266	0.2	97,035	97,035	91,754	3,751	1,530	6	4.2	0.0	600	125	0.000	6.2	6.0	1.3	0.5	27,100
	20	99,068	2.3	96,794	96,794	91,582	3,682	1,530		4.0	0.0	700	125	0.000	7.1		1.3	0.7	27,000
	21	98,820	2.7	96,178	96,178	91,767	3,391	1,020	3	4.0	0.0	600	125	0.000	6.1	6.0	1.3	0.7	26,500
	22	97,034	0.5	96,527	96,527	91,772	3,225	1,530	4	4.0	0.0	600	125	0.000	6.2	8.0	1.3	0.7	26,900
	23	98,279	3.2	95,259	95,259	89,096	4,123	2,040	11	4.0	0.0	800	125	0.000	8.1	10.0	1.3	0.5	27,400
	24	92,701	-3.7	96,272	96,272	92,701	3,571	0	10	4.0	0.0	700	125	0.000	7.6	10.0	1.3	0.7	27,000
	25	101,532	4.2	97,468	97,468	90,904	4,014	2,550	17	4.0	0.0	800	125	0.000	7.9	15.0	1.3	1.0	27,700
	26	100,023	4.9	95,328	95,328	89,705	4,093	1,530	6	4.0	0.0	600	125	0.000	6.0	8.0	1.3	0.5	27,500
	27	100,843	5.9	95,214	95,214	90,629	3,565	1,020		4.2	0.0	700	125	0.000	6.9		1.3		26,900
	28	100,804	3.6	97,277	97,277	91,654	4,093	1,530	4	4.2	0.0	800	125	0.000	7.9		1.3		27,700
	29	96,892	0.8	96,159	96,159	90,582	4,047	1,530	3	4.2	0.0	500	125	0.000	5.2	5.0	1.3	1.0	27,500
	30	97,392	4.9	92,818	92,818	88,750	3,048	1,020	31	4.0	0.0	900	125	0.000	9.2	31.0	1.3	0.8	26,900
Total		2,920,160	3.2	2,830,584	2,829,055	2,689,812	97,933	41,310	---	---	0.0	21,500	3,750	---	---	---	---	---	809,700
Max.		101,532	4.2	97,468	97,468	92,701	4,123	2,550	90	4.8	0.0	900	125	0.000	9.4	31.0	1.7	1.0	27,700
Min.		77,132	4.9	73,497	73,497	70,300	1,916	0	2	3.6	0.0	400	125	0.000	5.1	0.0	1.3	0.0	22,600
Ave.		97,339	3.2	94,353	94,302	89,660	3,264	1,377	13	4.0	0.0	717	125	0.000	7.3	9.8	1.3	0.7	26,990

Month	Day	Running Hour of Pump Worked: Raw Water Intake Pump (h) 1	2	3	4	5	6	Distribution Pump (h) To City 1	2	3	4	5	6	To Thadeua 1	2	Air Blow (min) 1	2	Back Wash (min) 1	2	Cleaning of Sed. Basin	Frequency of Filter Washing 1	2	3	4	5	6	7	8
Mar	1	22	21	20	20	21	21	16	16	16	16	16	16	7	6	10		40									1	1
	2	21	22	22	22	21	24	16	16	16	16	16	16	4	3	15		60			1	1	1					
	3	22	23	24	20	20	19	16	16	16	16	16	16	5	5	15		60						1	1	1		
	4	23	24	20	20	21	22	16	16	16	16	16	16	6	6	10		40									1	1
	5	20	22	19	22	21	21	16	16	16	16	16	16	5	6	15		60			1	1	1					
	6	24	21	20	21	24	22	16	16	16	16	16	16	8	3	15		60						1	1	1		
	7	18	24	19	21	21	22	16	16	16	16	16	16	7	6	10		40									1	1
	8	20	17	21	19	21	20	16	16	16	16	16	16	5	5	15		60			1	1	1					
	9	21	19	19	24	21	19	16	16	16	16	16	16	8	5	15		60						1	1	1		
	10	22	22	19	20	21	21	16	16	16	16	16	16	6	6	10		40									1	1
	11	20	21	19	20	22	19	16	16	16	16	16	16	5	6	15		60			1	1	1					
	12	22	24	17	22	24	19	16	16	16	16	16	16	7	6	15		60						1	1	1		
	13	20	22	22	22	20	21	16	16	16	16	16	16	7	6	10		40									1	1
	14	24	22	24	18	22	21	16	16	16	16	16	16	4	5	15		60			1	1	1					
	15	24	24	24	24	24	24	16	16	16	16	16	16	5	5	15		60						1	1	1		
	16	19	23	23	24	24	22	12	18	14	20	12	16	4	4	10		40									1	1
	17	24	22	24	24	24	24	16	16	16	16	16	16	6	3	15		60			1	1	1					
	18	24	24	24	24	24	24	8	20	20	16	16	16	6	5	15		60						1	1	1		
	19	20	24	24	23	24	24	16	16	16	16	16	16	10	3	10		40									1	1
	20	24	24	23	22	22	24	16	16	16	16	16	16	5	9	15		60			1	1	1					
	21	21	24	24	24	24	22	16	16	16	16	16	16	0	12	15		60						1	1	1		
	22	22	22	23	21	24	19	16	16	16	16	16	16	6	4													
	23	21	20	21	21	19	16	16	16	16	16	16	16	6	6	15		60			1	1	1					
	24	24	24	24	24	20	24	16	16	16	16	16	16	6	5	15		60						1	1	1		
	25	21	22	24	19	23	24	16	16	16	16	16	16	10	6	10		40									1	1
	26	20	22	24	24	23	21	16	16	16	16	16	16	4	6	15		60			1	1	1					
	27	24	24	18	18	24	24	16	16	16	16	16	16	10	6	15		60						1	1	1		
	28	22	20	24	24	23	21	16	16	16	16	16	16	11	4	10		40									1	1
	29	22	22	14	14	21	22	16	16	16	16	16	16	13	0	15		60			1	1	1					
	30	21	24	22	22	23	23	16	16	16	16	16	16	12	0	15		60						1	1	1		
	31	24	24	24	24	24	24	16	16	16	16	16	16	12	0	10		40									1	1
Total		676	693	669	667	690	673	484	502	498	500	492	496	210	152	400	0	1,600	0		10	10	10	10	10	10	10	10
Max.		24	24	24	24	24	24	16	20	20	20	16	16	13	12	15	0	60	0									
Min.		18	17	14	14	19	16	8	16	14	16	12	16	0	0	10	0	40	0									
Ave.		22	22	22	22	22	22	16	16	16	16	16	16	7	5	13	###	53	###		3.1	3.1	3.1	3.1	3.1	3.1	3.1	3.1
Apr	1	24	24	24	24	24	24	16	16	16	16	16	16	10	0	15		60			1	1	1					
	2	24	24	24	24	24	24	16	16	16	16	16	16	11	0	15		60						1	1	1		
	3	18	18	18	18	19	16	10	14	12	10	14	12	12	4	0		0										
	4	20	24	20	20	24	23	16	16	16	16	16	16	13	0	25		100			1	1	1				1	1
	5	22	24	21	21	24	28	14	16	18	16	16	16	4	9	15		60						1	1	1		
	6	21	24	20	20	24	16	16	16	16	16	16	16	11	4	10		40									1	1
	7	24	24	20	20	20	24	16	16	16	16	16	16	8	4	15		60			1	1	1					
	8	24	24	21	21	21	22	16	16	16	16	16	16	6	0	15		60						1	1	1		
	9	22	24	19	19	24	23	16	16	16	16	16	16	14	0	10		40									1	1
	10	21	22	22	22	21	22	16	16	16	16	16	16	13	0	15		60			1	1	1					
	11	24	24	17	17	24	23	16	16	16	16	16	16	15	0	15		60						1	1	1		
	12	22	24	20	20	24	24	16	16	16	16	16	16	15	0	10		40									1	1
	13	24	23	22	22	23	22	16	16	16	16	16	16	9	0	15		60			1	1	1					
	14	18	24	24	24	21	21	16	16	16	16	16	16	10	0	15		60						1	1	1		
	15	24	18	21	21	22	21	16	16	16	16	16	16	11	0	10		40									1	1
	16	20	21	20	20	21	22	16	16	16	16	16	16	9	0	15		60			1	1	1					
	17	20	24	20	20	24	24	16	16	16	16	16	16	15	7	10		40						1	1	1		
	18	21	24	22	22	22	22	16	16	16	16	16	16	5	0	10		40									1	1
	19	20	21	21	21	19	22	16	16	16	16	16	16	12	0	15		60			1	1	1					
	20	24	24	18	18	24	24	16	16	16	16	16	16	13	0	15		60						1	1	1		
	21	19	22	21	21	20	20	16	16	16	16	16	16	10	0	10		40									1	1
	22	22	21	18	18	22	19	16	16	16	16	16	16	12	0	15		60			1	1	1					
	23	20	24	19	19	24	24	16	16	16	16	16	16	13	0	20		80						1	1	1		
	24	21	22	20	20	22	23	16	16	16	16	16	16	15	0	0		0		No.1								
	25	22	21	21	21	24	24	16	16	16	16	16	16	13	0	25		100		No.2	1	1	1				1	1
	26	24	24	21	19	24	24	16	16	16	16	16	16	13		15		60		No.3				1	1	1		
	27	18	24	24	18	24	24	16	16	16	16	16	16	13	12	10		40		No.4							1	1
	28	22	23	22	21	22	22	16	16	16	16	16	16	3	5	15		60			1	1	1					
	29	24	24	24	21	24	18	16	16	16	16	16	16	10		15		60						1	1	1		
	30	20	22	20	22	21	23	16	16	16	16	16	16	11		10		40									1	1
Total		649	686	624	614	676	668	472	478	478	474	478	476	329	45	400	0	1,600	0		10	10	11	10	10	10	10	10
Max.		24	24	24	24	24	28	16	16	18	16	16	16	15	12	25	0	100	0									
Min.		18	18	17	17	19	16	10	14	12	10	14	12	3	0	0	0	0	0									
Ave.		22	23	21	20	23	23	16	16	16	16	16	16	11	2	13	###	53	###		3.0	3.0	2.7	3.0	3.0	3.0	3.0	3.0

Month	Day	Raw Water Amount (m^3/d)	Ratio of Loss (%)	Filtered Water (m^3/d)	Consumotion of Filtered Water (m^3/d)	Delivery of Distribution: To City (m^3/d)	Delivery of Distribution: To Thadeua (m^3/d)	Volume of Filter Wash-Drain (m^3/d)	Turbidity of Raw Water (NTU)	Water Level in Mekong (m)	Consuption of Chemicals: Polymer (kg/d)	Consuption of Chemicals: Alum (kg/d)	Consuption of Chemicals: Hypo (kg/d)	Dosing Rate of Chemicals: Polymer (Calcu.) (mg/l)	Dosing Rate of Chemicals: Alum (Calcu.) (mg/l)	Dosing Rate of Chemicals: Alum (Record) (mg/l)	Dosing Rate of Chemicals: Hypo (Calcu.) (mg/l)	Residual Chloline (ppm)	Consumption of Electricity (kWh)
May	1	95,572	2.0	93,673	93,673	89,586	2,557	1,530	21	4.1	0.0	600	125	0.000	6.3		1.3		26,400
	2	98,609	1.8	96,868	96,868	91,497	3,841	1,530	46	4.1	0.0	700	125	0.000	7.1	15.0	1.3	1.0	27,600
	3	100,450	4.8	95,870	95,870	91,712	3,138	1,020	29	4.1	0.0	600	125	0.000	6.0	29.0	1.3	0.8	26,600
	4	97,937	1.6	96,406	96,406	91,369	3,507	1,530	40	4.2	0.0	700	125	0.000	7.1		1.3	0.8	27,300
	5	95,928	1.4	94,637	94,637	90,270	2,837	1,530	30	4.1	0.0	700	125	0.000	7.3		1.3	1.0	26,900
	6	98,177	1.6	96,642	96,642	92,269	3,353	1,020	31	4.0	0.0	800	125	0.000	8.1	15.0	1.3	0.6	27,100
	7	97,905	0.5	97,422	97,422	92,330	3,562	1,530	29	4.0	0.0	800	125	0.000	8.2	15.0	1.3	0.6	27,100
	8	98,550	1.2	97,373	97,373	92,101	3,742	1,530	28	4.0	0.0	600	125	0.000	6.1	10.0	1.3	0.5	28,000
	9	101,067	5.1	96,170	96,170	92,511	2,639	1,020	27	4.0	0.0	800	125	0.000	7.9	12.0	1.3	0.5	27,400
	10	98,315	1.6	96,746	96,746	92,196	3,020	1,530	30	4.0	0.0	700	125	0.000	7.1	15.0	1.3	0.9	27,400
	11	98,352	2.9	95,537	95,537	90,854	3,153	1,530	34	4.0	0.0	700	125	0.000	7.1		1.3	0.8	27,300
	12	97,943	4.1	94,066	93,556	89,718	2,818	1,020	34	4.0	0.0	700	125	0.000	7.1	15.0	1.3	0.5	26,600
	13	97,699	3.4	94,469	94,469	89,705	3,234	1,530	34	4.2	0.0	700	125	0.000	7.2	15.0	1.3	0.7	27,700
	14	97,340	1.7	95,740	95,740	90,198	4,012	1,530	92	4.2	0.0	800	125	0.000	8.2	20.0	1.3	0.5	27,600
	15	98,233	4.6	93,947	93,947	89,589	3,338	1,020	157	4.2	0.0	900	125	0.000	9.2	25.0	1.3	0.5	26,700
	16	95,161	1.6	93,666	93,665	88,798	3,337	1,530	198	4.6	0.0	1,400	125	0.000	14.7	30.0	1.3	0.5	27,000
	17	95,468	1.3	94,282	94,282	89,124	3,628	1,530	144	4.8	0.0	1,200	125	0.000	12.6	25.0	1.3	0.5	25,300
	18	96,282	2.3	94,118	94,118	90,094	3,004	1,020		5.0	0.0	1,500	125	0.000	15.6		1.3		25,800
	19	92,682	-0.5	93,118	93,118	89,180	2,408	1,530	189	5.3	0.0	1,500	125	0.000	16.2		1.3	0.7	25,400
	20	95,940	0.2	95,719	95,719	91,106	3,083	1,530	144	5.8	0.0	2,000	125	0.000	20.8	25.0	1.3	0.5	26,500
	21	97,607	2.5	95,266	94,756	90,954	2,782	1,020	544	6.8	0.0	1,900	125	0.000	19.5	25.0	1.3	0.6	24,800
	22	96,368	-0.3	96,640	96,640	90,958	4,152	1,530	432	6.8	0.0	1,800	125	0.000	18.7	20.0	1.3	0.8	26,000
	23	93,930	0.6	93,333	93,333	87,998	3,805	1,530	478	6.8	0.0	2,000	125	0.000	21.3	25.0	1.3	0.5	25,300
	24	97,031	3.4	93,805	93,805	89,485	3,300	1,020	315	7.0	0.0	1,800	125	0.000	18.6	25.0	1.3	0.5	26,300
	25	95,868	0.4	95,527	95,527	90,374	3,623	1,530	437	7.2	0.0	1,800	125	0.000	18.8		1.3		24,800
	26	93,977	0.9	93,114	93,114	88,987	2,597	1,530		7.2	3.0	1,800	125	0.032	19.2		1.3		24,300
	27	94,129	1.0	93,199	93,199	88,525	3,654	1,020	380	7.2	1.5	2,000	125	0.016	21.2	25.0	1.3	0.5	24,900
	28	94,339	-0.2	94,529	94,529	89,520	3,479	1,530	321	7.0	2.5	1,800	125	0.027	19.1	20.0	1.3	0.8	24,900
	29	96,251	0.9	95,407	95,407	89,993	3,884	1,530	420	6.8	3.5	2,100	125	0.036	21.8	25.0	1.3	0.5	26,000
	30	94,500	6.2	88,988	89,498	84,278	3,690	1,530	324	6.4	1.0	1,500	125	0.011	15.9	20.0	1.4	0.5	25,000
	31	95,488	0.8	94,721	96,251	90,578	4,143	1,530	296	6.3	2.0	1,700	125	0.021	17.8	20.0	1.3	0.9	25,700
Total		2,997,098	1.9	2,940,998	2,942,017	2,795,857	103,320	42,840	---	---	13.5	38,600	3,875	---	---	---	---	---	815,700
Max.		101,067	3.7	97,422	97,422	92,511	4,152	1,530	544	7.2	3.5	2,100	125	0.036	21.8	30.0	1.4	1.0	28,000
Min.		92,682	4.2	88,988	89,498	84,278	2,408	1,020	21	4.0	0.0	600	125	0.000	6.0	10.0	1.3	0.5	24,300
Ave.		96,681	1.9	94,871	94,904	90,189	3,333	1,382	182	5.2	0.4	1,245	125	0.005	13.0	20.5	1.3	0.6	26,313
Jun	1	95,417	1.5	94,010	95,540	90,460	3,550	1,530	377	6.4	2.5	1,800	125	0.026	18.9		1.3	0.5	25,900
	2	94,268	1.7	92,675	93,185	88,849	2,806	1,530	440	6.6	1.5	1,700	125	0.016	18.0	20.0	1.3	0.5	24,800
	3	95,385	0.7	94,733	94,733	89,861	3,342	1,530	259	6.6	1.5	1,900	125	0.016	19.9	20.0	1.3	1.0	25,000
	4	95,537	0.8	94,739	94,739	89,495	3,714	1,530	243	6.6	2.5	1,600	125	0.026	16.7	20.0	1.3	0.7	25,300
	5	95,932	2.2	93,895	93,895	89,408	3,467	1,020	248	6.4	1.5	1,700	125	0.016	17.7		1.3	0.5	25,100
	6	95,214	0.7	94,556	94,556	89,254	3,772	1,530	249	6.3	2.0	1,900	125	0.021	20.0	25.0	1.3	0.8	25,600
	7	94,504	-0.3	94,800	94,800	89,383	3,887	1,530	599	6.2	3.0	2,000	125	0.032	21.2	25.0	1.3	0.6	25,800
	8	96,179	1.3	94,978	94,978	90,130	3,828	1,020	367	6.0	1.5	2,000	125	0.016	20.8	25.0	1.3	0.8	25,300
	9	93,114	0.2	92,899	92,899	88,615	2,754	1,530	377	6.2	2.5	2,000	125	0.027	21.5		1.3	0.8	24,800
	10	97,896	2.8	95,216	95,216	89,805	3,881	1,530	328	6.2	4.0	1,700	125	0.041	17.4	20.0	1.3	0.5	25,900
	11	97,506	4.5	93,311	93,311	89,300	2,991	1,020	298	6.2	3.8	1,700	125	0.039	17.4	20.0	1.3	0.8	24,900
	12	98,519	3.4	95,316	95,316	89,969	3,817	1,530	348	6.2	3.0	2,000	125	0.030	20.3	25.0	1.3	0.8	25,600
	13	98,767	4.4	94,592	94,592	89,386	3,676	1,530	571	6.0	4.0	2,000	125	0.040	20.2	30.0	1.3	0.5	25,700
	14	95,576	1.6	94,097	94,097	89,847	3,230	1,020	357	6.0	1.0	1,500	125	0.010	15.7	20.0	1.3	0.5	25,300
	15	95,723	-0.5	96,174	96,174	90,734	3,910	1,530	324	6.0	1.0	1,600	125	0.010	16.7		1.3	0.8	25,400
	16	95,809	0.5	95,333	95,333	90,479	3,324	1,530	394	6.8	3.0	1,800	125	0.031	18.8		1.3	0.6	25,500
	17	95,252	0.9	94,429	94,429	90,263	3,146	1,020	930	7.0	4.7	2,200	125	0.049	23.1	35.0	1.3	0.6	24,900
	18	97,897	2.5	95,479	95,479	90,440	3,509	1,530	1,910	7.0	3.0	3,400	125	0.031	34.7	55.0	1.3	0.5	25,000
	19	95,203	0.7	94,585	94,585	89,716	3,339	1,530	954	6.9	4.0	2,900	125	0.042	30.5	35.0	1.3	0.5	25,700
	20	93,943	-0.6	94,521	94,521	90,190	3,311	1,020	825	6.6	3.0	2,200	125	0.032	23.4	30.0	1.3	1.0	25,600
	21	95,592	0.2	95,415	95,415	90,076	3,809	1,530	889	6.4	1.5	2,300	125	0.016	24.1	35.0	1.3	1.0	24,700
	22	96,232	1.6	94,752	94,752	90,570	2,652	1,530	415	6.4	1.5	1,500	125	0.016	15.6		1.3	0.4	25,400
	23	96,046	1.4	94,757	94,757	90,778	2,959	1,020	328	6.4	2.6	1,700	125	0.027	17.7	25.0	1.3	0.7	25,400
	24	95,068	0.2	94,867	95,377	90,096	3,751	1,530	499	6.2	3.0	2,200	125	0.032	23.1	25.0	1.3	0.8	25,300
	25	95,538	0.3	95,256	95,256	90,645	3,081	1,530	351	6.2	3.4	1,600	125	0.036	16.7	25.0	1.3	0.5	25,400
	26	94,303	0.3	94,045	94,555	89,973	3,052	1,530	341	6.2	2.8	1,600	125	0.030	17.0	20.0	1.3		25,100
	27	95,216	-0.2	95,427	95,429	90,131	3,768	1,530	229	6.2	2.0	1,400	125	0.021	14.7	15.0	1.3		25,400
	28	96,319	1.7	94,722	94,722	89,889	3,303	1,530	683	6.3	2.0	1,800	125	0.021	18.7	30.0	1.3	0.6	25,700
	29	93,484	-0.9	94,315	94,315	89,985	3,310	1,020	232	6.5	2.8	1,700	125	0.030	18.2	30.0	1.3	0.8	25,400
	30	93,687	0.1	93,557	93,557	89,360	2,667	1,530	238	7.0	2.0	1,500	125	0.021	16.0		1.3	0.8	24,100
Total		2,869,126	1.1	2,837,451	2,840,513	2,697,087	101,606	41,820	---	---	76.6	56,900	3,750	---	---	---	---	---	759,000
Max.		98,767	2.7	96,174	96,174	90,778	3,910	1,530	1,910	7.0	4.7	3,400	125	0.049	34.7	55.0	1.3	1.0	25,900
Min.		93,114	0.5	92,675	92,899	88,615	2,652	1,020	229	6.0	1.0	1,400	125	0.010	14.7	15.0	1.3	0.4	24,100
Ave.		95,638	1.1	94,582	94,684	89,903	3,387	1,394	487	6.4	2.6	1,897	125	0.027	19.8	26.5	1.3	0.7	25,300

Month	Day	Running Hour of Pump Worked: Raw Water Intake Pump (h) 1	2	3	4	5	6	Distribution Pump (h) To City 1	2	3	4	5	6	To Thadeua 1	2	Air Blow (min) 1	2	Back Wash (min) 1	2	Cleaning of Sed. Basin	Frequency of Filter Washing 1	2	3	4	5	6	7	8
May	1	24	21	15	23	15	22	16	16	16	16	16	16	10		15		60			1	1	1					
	2	22	24	23	16	24	24	16	16	16	16	16	16	14		15		60						1	1	1		
	3	22	24	21	18	24	22	16	16	16	16	16	16	13		10		40									1	1
	4	20	22	20	22	22	22	16	16	16	16	16	16	12		15		60			1	1	1					
	5	22	24	24	21	18	22	16	16	16	16	16	16	12		15		60						1	1	1		
	6	22	22	24	19	23	24	16	16	16	16	16	16	13		10		40									1	1
	7	22	24	22	20	22	21	16	16	16	16	16	16	13		15		60			1	1	1					
	8	24	24	24	22	22	22	16	16	16	16	16	16	12		15		60						1	1	1		
	9	18	22	20	19	24	23	16	16	16	16	16	16	12		10		40									1	1
	10	24	24	22	21	21	21	16	16	16	16	16	16	13		15		60			1	1	1					
	11	21	24	22	19	24	24	16	16	16	16	16	16	12		15		60						1	1	1		
	12	21	21	21	22	22	21	16	16	16	16	16	16	12		10		40									1	1
	13	22	24	22	21	21	24	16	16	16	16	16	16	12		15		60			1	1	1					
	14	22	23	24	22	24	21	16	16	16	16	16	16	14		15		60						1	1	1		
	15	23	22	23	21	21	23	16	16	16	16	16	16	11		10		40									1	1
	16	19	20	19	19	20	20	16	16	16	16	16	16	11		15		60			1	1	1					
	17	20	21	20	21	20	21	16	16	16	16	16	16	12		15		60						1	1	1		
	18	22	16	19	18	22	20	16	16	16	16	16	16	11		15		60									1	1
	19	17	17	22	11	22	22	16	16	16	16	16	16	9		15		60			1	1	1					
	20	19	22	20	21	20	14	16	16	16	16	16	16	11		15		60						1	1	1		
	21	21	18	16	11	17	18	16	16	16	16	16	16	12		10		40									1	1
	22	19	18	20	15	17	17	16	16	16	16	16	16	15		15		60			1	1	1					
	23	20	16	19	14	15	19	16	16	16	16	16	16	12		15		60						1	1	1		
	24	19	22	22	22	22	19	16	16	16	16	16	16	12		10		60									1	1
	25	16	15	19	15	20	19	16	16	16	16	16	16	12		15		60			1	1	1					
	26	12	17	17	18	21	17	16	16	16	16	16	16	10		15		60						1	1	1		
	27	14	17	18	13	22	17	16	16	16	16	16	16	14		10		40									1	1
	28	16	18	18	15	19	19	16	16	16	16	16	16	12		15		60			1	1	1					
	29	21	18	20	21	18	12	16	16	16	16	16	16	14		15		60						1	1	1		
	30	16	15	18	13	17	21	16	16	16	16	16	16	14		10		40									1	1
	31	13	19	19	15	17	18	16	16	16	16	16	16	14		15		60			1	1	1					
Total		613	634	633	568	636	629	496	496	496	496	496	496	380	0	420	0	1,700	0		11	11	11	10	10	10	10	10
Max.		24	24	24	23	24	24	16	16	16	16	16	16	15	0	15	0	60	0									
Min.		12	15	15	11	15	12	16	16	16	16	16	16	9	0	10	0	40	0									
Ave.		20	20	20	18	21	20	16	16	16	16	16	16	12	#####	14	###	55	###		2.8	2.8	2.8	3.1	3.1	3.1	3.1	3.1
Jun	1	22	24	18	14	11	20	16	16	16	16	16	16	13		15		60						1	1	1		
	2	15	17	14	18	17	18	16	16	16	16	16	16	10		10		40									1	1
	3	10	19	21	15	18	17	16	16	16	16	16	16	11		15		60			1	1	1					
	4	15	22	24	0	22	24	16	16	16	16	16	16	12		15		60						1	1	1		
	5	19	20	18	0	21	24	16	16	16	16	16	16	15		10		40									1	1
	6	19	21	24	0	22	20	16	16	16	16	16	16	13		15		60			1	1	1					
	7	19	24	19	14	23	15	16	16	16	16	16	16	14		15		60						1	1	1		
	8	18	19	14	20	20	20	16	16	16	16	16	16	13		10		40									1	1
	9	17	17	17	14	17	18	16	16	16	16	16	16	11		15		60			1	1	1					
	10	18	18	20	17	17	21	16	16	16	16	16	16	13		15		60		No.1				1	1	1		
	11	17	15	15	21	22	14	16	16	16	16	16	16	11		10		40		No.2							1	1
	12	12	17	21	19	19	19	16	16	16	16	16	16	14		15		60		No.3	1	1	1					
	13	19	20	16	14	18	22	16	16	16	16	16	16	13		15		60		No.4				1	1	1		
	14	20	19	15	16	18	18	16	16	16	16	16	16	11		10		40									1	1
	15	16	15	16	19	19	17	16	16	16	16	16	16	13		15		60			1	1	1					
	16	18	16	15	18	19	20	16	16	16	16	16	16	9		15		60						1	1	1		
	17	18	21	20	13	14	19	16	16	16	16	16	16	11		10		40									1	1
	18	13	19	15	14	21	18	16	16	16	16	16	16	12		15		60			1	1	1					
	19	10	20	22	20	20	15	16	16	16	16	16	16	12		15		60						1	1	1		
	20	18	15	16	19	18	16	16	16	16	16	16	16	12		10		40									1	1
	21	16	18	20	15	15	18	16	16	16	16	16	16	13		15		60			1	1	1					
	22	19	19	15	15	20	18	16	16	16	16	16	16	10		15		60						1	1	1		
	23	18	14	19	17	21	19	16	16	16	16	16	16	11		10		40									1	1
	24	17	19	18	17	17	17	16	16	16	16	16	16	11		15		60			1	1	1					
	25	20	18	20	18	18	16	16	16	16	16	16	16	11		15		60						1	1	1		
	26	18	18	15	17	18	19	16	16	16	16	16	16	11		10		40									1	1
	27	15	16	16	15	20	18	16	16	16	16	16	16	13		15		60			1	1	1					
	28	14	18	15	15	20	22	16	16	16	16	16	16	12		15		60						1	1	1		
	29	16	17	17	19	17	18	16	16	16	16	16	16	13		10		40									1	1
	30	18	13	17	15	16	18	16	16	16	16	16	16	9		15		60			1	1	1					
Total		504	548	532	448	558	558	480	480	480	480	480	480	357	0	400	0	1,600	0		10	10	10	10	10	10	10	10
Max.		22	24	24	21	23	24	16	16	16	16	16	16	15	0	15	0	60	0									
Min.		10	13	14	0	11	14	16	16	16	16	16	16	9	0	10	0	40	0									
Ave.		17	18	18	15	19	19	16	16	16	16	16	16	12	#####	13	###	53	###		3.0	3.0	3.0	3.0	3.0	3.0	3.0	3.0

Month	Day	Raw Water Amount (m^3/d)	Ratio of Loss (%)	Filtered Water (m^3/d)	Consumotion of Filtered Water (m^3/d)	Delivery of Distribution: To City (m^3/d)	Delivery of Distribution: To Thadeua (m^3/d)	Volume of Filter Wash-Drain (m^3/d)	Turbidity of Raw Water (NTU)	Water Level in Mekong (m)	Consuption of Chemicals: Polymer (kg/d)	Consuption of Chemicals: Alum (kg/d)	Consuption of Chemicals: Hypo (kg/d)	Dosing Rate of Chemicals: Polymer (Calcu.) (mg/l)	Dosing Rate of Chemicals: Alum (Calcu.) (mg/l)	Dosing Rate of Chemicals: Alum (Record) (mg/l)	Dosing Rate of Chemicals: Hypo (Calcu.) (mg/l)	Residual Chloline (ppm)	Consumption of Electricity (kWh)	Running Hour of Pump Worked: Raw Water Intake Pump (h) 1	2	3	4	5	6	Distribution Pump (h) To City 1	2	3	4	5	6	To Thadeua 1	2	Air Blow (min) 1	2	Back Wash (min) 1	2	Cleaning of Sed. Basin	Frequency of Filter Washing 1	2	3	4	5	6	7	8
Jul	1	94,897	0.7	94,231	94,231	89,593	3,108	1,530	342	7.3	2.0	1,900	125	0.021	20.0	20.0	1.3	1.0	24,600	12	18	18	12	18	20	16	16	16	16	16	16	11		15		60			1	1	1				
	2	94,210	0.2	93,990	93,990	89,780	3,190	1,020	422	7.2	1.0	1,800	125	0.011	19.1	25.0	1.3	0.6	25,000	20	14	17	21	14	17	16	16	16	16	16	16	11		10		40								1	1
	3	94,998	0.5	94,557	94,557	89,782	3,245	1,530	465	7.2	2.0	1,800	125	0.021	18.9	25.0	1.3	1.0	25,000	16	20	15	14	16	17	16	16	16	16	16	16	12		15		60			1	1	1				
	4	95,870	-0.0	95,875	95,876	90,436	3,910	1,530	237	7.4	2.0	1,300	125	0.021	13.6	20.0	1.3	0.7	25,000	14	15	15	14	20	18	16	16	16	16	16	16	13		15		60						1	1	1	
	5	92,093	3.6	88,909	88,909	85,205	2,684	1,020	598	8.0	1.5	1,600	125	0.016	17.4	25.0	1.4	0.5	23,100	16	18	14	21	13	14	16	13	14	16	13	14	10		10		40								1	1
	6	95,248	0.3	95,009	95,009	90,192	3,287	1,530	500	8.4	2.0	2,600	125	0.021	27.3		1.3	0.8	25,300	13	20	17	17	17	15	20	16	16	16	16	16	13		15		60			1	1	1				
	7	93,676	1.5	92,290	92,290	88,592	2,168	1,530	1,300	8.2	3.8	2,800	125	0.041	29.9		1.4	0.8	25,300	16	19	19	15	17	17	17	16	16	16	16	16	8		15		60						1	1	1	
	8	94,662	0.2	94,443	94,443	90,223	3,200	1,020	1,070	8.2	1.5	2,600	125	0.016	27.5	40.0	1.3	0.6	23,900	14	18	15	19	18	15	16	16	16	16	16	16	13		10		40								1	1
	9	95,229	1.0	94,268	94,268	89,191	3,547	1,530	920	8.8	2.5	2,500	125	0.026	26.3	35.0	1.3	1.0	25,000	13	20	17	13	21	19	16	16	16	16	16	16	13		15		60			1	1	1				
	10	94,858	0.0	94,838	94,838	90,046	3,262	1,530	1,320	9.6	3.5	3,100	125	0.037	32.7	45.0	1.3	0.5	26,800	20	24	14	16	21	21	16	16	16	16	16	16	14		15		60						1	1	1	
	11	96,535	2.9	93,858	93,858	90,502	2,336	1,020	1,775	9.4	3.9	4,300	125	0.040	44.5	55.0	1.3	0.5	25,500	14	18	18	18	19	19	16	16	16	16	16	16	10		10		40								1	1
	12	96,479	2.6	94,035	94,035	89,729	2,776	1,530	2,020	9.7	4.8	4,700	125	0.050	48.7	60.0	1.3	1.2	25,100	14	22	17	18	16	21	16	16	16	16	16	16	12		15		60	No.1	1	1	1					
	13	99,529	6.1	93,789	93,789	89,963	2,296	1,530	1,400	9.8	5.8	3,600	125	0.058	36.2		1.3	1.0	25,800	22	18	17	14	19	19	16	16	16	16	16	16	9		15		60	No.2				1	1	1		
	14	101,518	9.5	92,733	92,733	88,951	2,252	1,530	4,645	10.2	6.0	5,400	125	0.059	53.2	100.0	1.3	0.6	25,200	17	16	23	14	22	22	16	16	16	16	16	16	11		15		60	No.3			1				1	1
	15	96,627	3.4	93,431	93,431	89,193	2,708	1,530	2,450	10.4	4.0	3,600	125	0.041	37.3	60.0	1.3	0.8	25,200	18	19	17	16	22	17	16	16	16	16	16	16	12		15		60	No.4	1	1	1					
	16	95,337	2.3	93,165	93,165	88,968	2,667	1,530	1,320	10.6	3.0	3,400	125	0.031	35.7	45.0	1.3	0.7	24,800	18	15	14	16	16	19	16	16	16	16	16	16	11		15		60					1	1	1		
	17	95,226	2.7	92,709	93,219	89,616	2,073	1,530	1,125	10.8	2.5	2,300	125	0.026	24.2	40.0	1.3	0.5	25,500	11	24	19	20	21	19	16	16	16	16	16	16	11		10		40								1	1
	18	99,432	5.0	94,725	94,725	90,456	2,739	1,530	1,415	11.0	4.0	4,000	125	0.040	40.2	45.0	1.3	0.6	27,000	24	24	22	14	22	24	16	16	16	16	16	16	11		15		60		1	1	1					
	19	96,752	1.6	95,199	95,197	90,688	2,979	1,530	1,305	11.2	5.5	3,200	125	0.057	33.1	45.0	1.3	0.7	27,300	20	24	19	23	24	23	16	16	16	16	16	16	12		15		60					1	1	1		
	20	97,350	5.1	92,632	92,632	89,310	2,302	1,020	1,305	11.2	4.0	3,000	125	0.041	30.8	45.0	1.3	0.7	26,700	22	24	18	23	22	21	16	16	16	16	16	16	11		10		40								1	1
	21	96,720	5.8	91,406	91,405	87,714	2,161	1,530	1,275	11.0	5.6	2,800	125	0.058	28.9		1.4	0.8	26,300	21	24	17	16	21	21	16	16	16	16	16	16	9		15		60		1	1	1					
	22	98,278	5.8	92,888	92,888	89,020	2,338	1,530	1,320	10.8	4.4	3,200	125	0.045	32.6	40.0	1.3	1.0	27,000	20	24	16	24	24	24	16	16	16	16	16	16	9		15		60					1	1	1		
	23	99,072	3.8	95,475	95,475	91,418	3,037	1,020	898	11.2	4.0	3,000	125	0.040	30.3	30.0	1.3	1.0	26,800	20	19	19	21	22	22	16	16	16	16	16	16	13		10		40								1	1
	24	97,129	3.2	94,130	94,130	89,761	2,839	1,530	976	11.6	4.0	2,700	125	0.041	27.8		1.3	0.8	27,900	21	23	16	18	20	20	16	16	16	16	16	16	12		15		60		1	1	1					
	25	97,641	3.7	94,193	94,193	90,140	2,523	1,530	984	11.6	4.0	2,800	125	0.041	28.7	35.0	1.3	0.5	26,100	24	24	20	23	24	24	16	16	16	16	16	16	10		15		60					1	1	1		
	26	98,418	7.1	91,882	91,882	88,779	2,083	1,020	794	11.4	4.6	2,200	125	0.047	22.4	30.0	1.4	0.6	27,500	22	22	20	24	24	24	16	16	16	16	16	16	4	7	10		40								1	1
	27	98,513	6.0	92,943	92,943	89,092	2,321	1,530	829	11.0	1.4	2,400	125	0.014	24.4		1.3	1.0	26,200	24	24	24	24	21	24	16	16	16	16	16	16	6	4	15		60		1	1	1					
	28	97,669	5.5	92,586	92,586	89,284	1,772	1,530	809	10.6	4.0	2,000	125	0.041	20.5		1.4	0.6	28,300	24	24	20	24	24	24	16	16	16	16	16	16	4	4	15		60					1	1	1		
	29	94,650	8.0	87,652	87,652	84,505	2,127	1,020	884	10.6	4.0	2,500	125	0.042	26.4	30.0	1.4	0.6	26,200	24	24	14	21	24	24	16	16	16	16	16	16	6	5	10		40								1	1
	30	94,937	6.0	89,605	89,605	85,465	2,610	1,530	625	10.8	4.8	1,800	125	0.051	19.0	30.0	1.4	0.8	25,200	17	23	22	21	23	16	16	16	16	16	16	16	6	5	15		60		1	1	1					
	31	94,913	1.5	93,491	93,491	89,221	2,740	1,530	752	10.8	4.2	2,100	125	0.044	22.1	30.0	1.3	1.2	26,300	20	18	17	20	21	24	16	16	16	16	16	16	8	5	15		60					1	1	1		
Total		2,988,466	3.4	2,890,937	2,891,445	2,764,815	83,280	43,350	---	---	110.3	87,000	3,875	---	---	---	---	---	800,900	571	639	550	574	626	624	501	493	494	496	493	494	315	30	420	0	1,680	0		11	11	12	10	10	10	10	10
Max.		101,518	5.9	95,875	95,876	91,418	3,910	1,530	4,645	11.6	6.0	5,400	125	0.059	53.2	100.0	1.4	1.2	28,300	24	24	24	24	24	24	20	16	16	16	16	16	14	7	15	0	60	0									
Min.		92,093	5.1	87,652	87,652	84,505	1,772	1,020	237	7.2	1.0	1,300	125	0.011	13.6	20.0	1.3	0.5	23,100	11	14	14	12	13	14	16	13	14	16	13	14	4	4	10	0	40	0									
Ave.		96,402	3.4	93,256	93,272	89,188	2,686	1,398	1,164	9.9	3.6	2,806	125	0.037	29.0	39.8	1.3	0.8	25,835	18	21	18	19	20	20	16	16	16	16	16	16	10	5	14	###	54	###		2.8	2.8	2.6	3.1	3.1	3.1	3.1	3.1
Aug	1	99,636	9.5	90,988	90,988	87,397	2,571	1,020	989	11.0	4.0	2,800	125	0.040	28.1	35.0	1.4	0.7	25,800	10	22	23	22	20	19	16	16	16	16	16	16	6	6	10		40		No.1						1	1
	2	96,023	6.2	90,409	90,409	86,116	2,763	1,530	645	11.0	3.0	2,000	125	0.031	20.8	25.0	1.4	0.5	25,300	19	17	18	19	15	21	16	16	16	16	16	16	5	8	15		60		No.2	1	1	1				
	3	96,191	3.5	92,921	92,921	89,251	2,140	1,530	912	11.0	3.5	2,200	125	0.036	22.9	0.0	1.3	0.5	24,900	13	24	20	21	20	13	16	16	16	16	16	16	5	5	15		60		No.3			1	1	1		
	4	96,213	7.1	89,807	89,809	86,938	1,851	1,020	979	11.4	4.5	2,600	125	0.047	27.0	25.0	1.4	0.7	25,900	20	24	24	18	18	21	16	16	16	16	16	16	5	4	10		40		No.4						1	1
	5	91,631	3.1	88,842	88,842	84,946	2,366	1,530	1,494	11.9	8.5	4,800	125	0.093	52.4	40.0	1.4	0.7	25,100	8	22	17	17	21	21	16	16	16	16	16	16	5	6	15		60			1	1	1				
	6	96,276	7.4	89,666	89,656	85,738	2,388	1,530	2,670	11.8	7.5	5,300	125	0.078	55.1	70.0	1.4	1.0	25,500	18	24	22	15	24	21	16	16	16	16	16	16	7	4	15		60					1	1	1		
	7	92,848	2.1	90,958	91,468	87,484	2,454	1,530	2,275	11.8	6.0	4,700	125	0.065	50.6	60.0	1.4	1.3	25,600	15	19	20	17	17	17	16	16	16	16	16	16	0	12	10		40								1	1
	8	88,802	5.5	84,166	84,166	80,041	2,595	1,530	4,660	11.8	12.0	8,000	125	0.135	90.1	60.0	1.5	1.0	23,400	12	19	18	14	16	17	16	13	15	13	14	15	13	0	15		60			1	1	1				
	9	94,070	2.4	91,850	91,850	86,545	2,755	2,550	2,180	11.8	9.0	6,200	125	0.096	65.9	60.0	1.4	0.8	25,500	8	19	24	23	24	23	16	16	16	16	16	16	8	3	25		100			1		1	1	1		
	10	97,449	5.1	92,758	92,758	89,189	2,039	1,530	1,102	11.6	6.0	3,400	125	0.062	34.9	60.0	1.3	1.0	25,800	11	20	23	16	19	21	16	16	16	16	16	16	10	0	20		60				1	1				1
	11	94,885	3.4	91,783	91,753	87,968	2,255	1,530	1,340	11.2	5.5	3,000	125	0.058	31.6	35.0	1.4	0.6	24,900	14	20	15	19	18	22	16	16	16	16	16	16	5	5	15		60			1	1	1				
	12	95,353	1.2	94,222	94,222	89,600	3,092	1,530	936	10.8	4.4	2,800	125	0.046	29.4	35.0	1.3	1.2	26,000	17	18	21	17	20	24	16	16	16	16	16	16	7	5	15		60					1	1	1		
	13	100,695	7.3	93,879	93,879	89,918	2,941	1,020	940	10.4	5.0	3,300	125	0.050	32.8	35.0	1.3	0.5	25,500	13	18	18	18	23	20	16	16	16	16	16	16	12	0	10		40								1	1
	14	97,530	3.3	94,448	94,448	89,305	3,613	1,530	847	10.6	5.5	2,700	125	0.056	27.7	30.0	1.3	0.9	26,000	15	22	22	16	20	21	16	16	16	16	16	16	8	6	15		60		No.1	1	1	1				
	15	99,155	5.9	93,672	93,672	89,065	3,077	1,530	812	10.7	4.5	2,700	125	0.045	27.2	30.0	1.3	1.4	26,200	6	24	24	24	18	16	16	16	16	16	16	16	6	5	15		60		No.2			1	1				1
	16	97,564	3.8	94,026	94,026	89,694	2,802	1,530	933	11.3	5.8	2,100	125	0.059	21.5	35.0	1.3	1.0	26,300	10	20	21	18	21	20	16	16	16	16	16	16	11	0	15		60		No.3	1						1	1
	17	93,947	1.2	92,797	92,797	88,780	2,487	1,530	1,009	11.6	4.2	2,300	125	0.045	24.5		1.3	1.0	15,600	15	19	20	21	18	16	16	16	16	16	16	16	5	5	15		60		No.4	1	1	1					
	18	95,185	3.8	91,715	91,715	87,949	2,236	1,530	1,238	11.6	5.0	3,100	125	0.053	32.6		1.4	0.8	24,400	6	24	21	9	21	24	16	16	16	16	16	16	4	6	15		60					1	1	1		
	19	96,655	4.7	92,297	92,297	89,463	1,304	1,530	1,335	11.8	6.0	3,500	125	0.062	36.2	40.0	1.4	0.9	25,000	12	20	21	23	19	19	16	16	16	16	16	16	4	6	20		80				1	1			1	1
	20	96,012	1.4	94,645	94,645	90,156	2,959	1,530	964	12.7	5.0	3,400	125	0.052	35.4	35.0	1.3	1.3	25,700	16	21	19	18	21	21	16	16	16	16	16	16	7	6	15		60			1	1	1				
	21	94,536	0.9	93,690	93,690	89,463	2,697	1,530	1,602	12.9	6.0	3,700	125	0.063	39.1	50.0	1.3	0.9	25,300	12	24	17	20	21	20	16	16	16	16	16	16	6	7	15		60					1	1	1		
	22	99,048	5.2	94,109	94,109	90,642	2,447	1,020	1,200	12.8	5.6	2,700	125	0.057	27.3	40.0	1.3	0.9	24,900	13	20	19	19	16	20	16	16	16	16	16	16	6	6	10		40								1	1
	23	93,329	3.1	90,517	90,517	86,556	2,431	1,530	1,400	12.6	6.4	5,000	125	0.069	53.6	45.0	1.4	1.0	24,500	14	19	17	18	19	20	16	16	16	16	16	16	6	6	15		60			1	1	1				
	24	97,113	1.8	95,418	95,418	90,242	2,626	2,550	1,650	12.4	7.0	4,200	125	0.072	43.2		1.3	0.8	24,500	13	24	18	11	14	19	16	16	16	16	16	16	9	4	25		100				1		1	1		1
	25	97,332	4.1	93,520	93,520	90,340	2,160	1,020	1,049	12.2	7.0	3,300	125	0.072	33.9	45.0	1.3	0.8	25,400	14	17	24	21	20	18	16	16	16	16	16	16	10	0	10		40								1	1
	26	98,007	6.4	92,075	92,075	87,753	2,792	1,530	1,070	11.8	7.8	2,400	125	0.080	24.5	30.0	1.4	1.0	25,100	15	22	21	14	19	22	16	16	16	16	16	16	12	0	15		60		No.1	1	1	1				
	27	99,719	4.5	95,429	95,429	91,020	2,879	1,530	1,300	11.4	5.2	3,400	125	0.052	34.1	40.0	1.3	1.3	26,100	9	24	14	24	22	24	16	16	16	16	16	16	6	6	15		60		No.2			1	1	1		
	28	99,974	6.3	94,021	94,021	90,010	2,991	1,020	1,350	11.1	8.0	2,600	125	0.080	26.0	45.0	1.3	0.9	25,800	13	15	22	22	12	17	16	16	16	16	16	16	12		10		40		No.3						1	1
	29	96,188	4.4	92,152	92,152	87,936	2,686	1,530	1,365	10.8	7.0	3,300	125	0.073	34.3	45.0	1.4	0.8	25,000	12	22	19	20	16	21	16	16	16	16	16	16	12		15		60		No.4	1	1	1				
	30	97,755	4.2	93,834	93,834	89,351	2,953	1,530	1,255	10.8	5.0	3,200	125	0.051	32.7	40.0	1.3	0.7	25,800	11	22	19	17	11	20	16	16	16	16	16	16	8	4	15		60					1	1	1		
	31	95,750	2.3	93,595	93,595	89,892	2,683	1,020	967	10.8	6.5	3,200	125	0.068	33.4	40.0	1.3	0.7	25,200	16	20	19	14	17	19	16	16	16	16	16	16	11		10		40								1	1
Total		2,984,871	4.2	2,864,209	2,864,681	2,738,748	80,033	45,900	---	---	186.4	107,900	3,875	---	---	---	---	---	776,000	400	645	620	562	580	617	496	493	495	493	494	495	231	125	455	0	1,800	0		12	12	13	11	9	9	10	13
Max.		100,695	5.5	95,429	95,429	91,020	3,613	2,550	4,660	12.9	12.0	8,000	125	0.135	90.1	70.0	1.5	1.4	26,300	20	24	24	24	24	24	16	16	16	16	16	16	13	12	25	0	100	0									
Min.		88,802	5.5	84,166	84,166	80,041	1,304	1,020	645	10.4	3.0	2,000	125	0.031	20.8	0.0	1.3	0.5	15,600	6	15	14	9	11	13	16	13	15	13	14	15	0	0	10	0	40	0									
Ave.		96,286	4.2	92,394	92,409	88,347	2,582	1,481	1,370	11.5	6.0	3,481	125	0.063	36.4	40.4	1.4	0.9	25,032	13	21	20	18	19	20	16	16	16	16	16	16	7	4	15	###	58	###		2.6	2.6	2.4	2.8	3.4	3.4	3.1	2.4

Month	Day	Raw Water Amount (m^3/d)	Ratio of Loss (%)	Filtered Water (m^3/d)	Consumotion of Filtered Water (m^3/d)	Delivery of Distribution: To City (m^3/d)	Delivery of Distribution: To Thadeua (m^3/d)	Volume of Filter Wash-Drain (m^3/d)	Turbidity of Raw Water (NTU)	Water Level in Mekong (m)	Consuption of Chemicals: Polymer (kg/d)	Consuption of Chemicals: Alum (kg/d)	Consuption of Chemicals: Hypo (kg/d)	Dosing Rate of Chemicals: Polymer (Calcu.) (mg/l)	Dosing Rate of Chemicals: Alum (Calcu.) (mg/l)	Dosing Rate of Chemicals: Alum (Record) (mg/l)	Dosing Rate of Chemicals: Hypo (Calcu.) (mg/l)	Residual Chloline (ppm)	Consumption of Electricity (kWh)
Sep	1	92,937	-0.0	92,963	93,473	89,230	2,713	1,530	630	10.8	4.5	2,400	125	0.048	25.8		1.3	0.0	24,900
	2	95,358	1.4	94,011	94,011	90,189	2,802	1,020	1,070	10.5	5.0	2,700	125	0.052	28.3	40.0	1.3	1.0	24,900
	3	100,736	6.5	94,629	94,629	89,645	3,454	1,530	530	10.4	4.5	2,000	125	0.045	19.9	25.0	1.3	1.1	25,000
	4	94,717	0.6	94,119	94,119	89,393	3,196	1,530	1,653	10.4	6.0	2,900	125	0.063	30.6	50.0	1.3	0.8	24,300
	5	93,596	0.9	92,727	92,724	88,235	2,959	1,530	1,450	10.8	5.0	3,200	125	0.053	34.2	50.0	1.3	0.5	24,600
	6	94,835	2.4	92,592	92,592	89,530	2,042	1,020	1,500	11.0	5.5	3,000	125	0.058	31.6	50.0	1.4		23,800
	7	96,098	-0.0	96,122	96,122	90,934	3,658	1,530	1,525	11.0	5.0	3,600	125	0.052	37.5		1.3	0.8	25,100
	8	95,507	0.3	95,234	95,234	90,616	3,088	1,530	1,488	10.8	5.0	3,500	125	0.052	36.6		1.3	0.6	24,700
	9	97,130	-0.4	97,533	97,533	91,389	4,614	1,530	1,100	10.6	5.0	2,500	125	0.051	25.7	35.0	1.3	0.6	24,600
	10	98,844	2.6	96,366	96,366	91,096	4,250	1,020	1,250	10.4	5.0	3,200	125	0.051	32.4	45.0	1.3	0.0	25,100
	11	98,507	0.3	98,213	98,213	92,264	4,419	1,530	1,000	10.0	5.0	3,000	125	0.051	30.5	35.0	1.3	1.2	26,100
	12	98,141	0.3	97,848	97,848	92,007	4,821	1,020	945	9.8	4.0	2,200	125	0.041	22.4	35.0	1.3	0.8	25,300
	13	96,137	0.6	95,541	95,541	89,601	4,410	1,530	615	9.3	4.0	2,000	125	0.042	20.8	25.0	1.3	0.8	24,500
	14	95,415	0.2	95,236	95,236	89,518	4,188	1,530	420	9.0	4.0	1,700	125	0.042	17.8	20.0	1.3	0.8	25,200
	15	97,633	4.1	93,775	93,775	89,221	3,534	1,020	571	8.8	4.0	1,700	125	0.041	17.4	20.0	1.3	0.8	24,300
	16	97,433	4.6	93,118	93,118	89,688	1,900	1,530	460	8.8	3.6	1,900	125	0.037	19.5	20.0	1.3	0.8	24,600
	17	98,574	1.7	96,931	96,931	91,226	4,175	1,530	500	8.6	3.4	1,900	125	0.034	19.3	25.0	1.3	0.7	24,800
	18	98,296	2.9	95,523	95,523	90,791	3,712	1,020	430	8.8	4.0	1,600	125	0.041	16.3	20.0	1.3	1.0	24,700
	19	97,038	1.7	95,459	95,459	90,587	3,342	1,530	590	9.2	3.0	1,700	125	0.031	17.5	25.0	1.3	1.0	24,000
	20	98,173	2.8	95,543	95,543	90,521	3,492	1,530	550	9.2	3.5	1,900	125	0.036	19.4	25.0	1.3	0.9	25,400
	21	96,613	15.2	83,855	93,855	89,931	2,904	1,020	439	9.2	3.5	1,700	125	0.036	17.6	25.0	1.5	1.1	24,200
	22	96,505	1.4	95,182	95,182	91,273	2,379	1,530	390	9.0	2.0	1,800	125	0.021	18.7		1.3	0.0	23,800
	23	98,335	1.7	96,645	96,645	91,367	3,748	1,530	660	9.0	3.0	2,100	125	0.031	21.4	30.0	1.3	0.9	25,000
	24	100,515	4.4	96,285	96,285	91,144	3,611	1,530	500	8.8	2.0	1,600	125	0.020	15.9	25.0	1.3	1.4	25,100
	25	98,900	3.4	95,679	95,679	90,758	3,391	1,530	334	8.5	2.0	1,800	125	0.020	18.2	20.0	1.3	0.8	24,800
	26	100,715			95,070	89,895	3,645	1,530	565	8.4	3.0	1,900	125	0.030	18.9	25.0		0.2	
	27	101,496			95,959	91,402	3,537	1,020	840	8.2	3.0	1,800	125	0.030	17.7	30.0		0.5	25,400
	28	96,706			93,502	88,768	3,204	1,530	489	8.0	1.5	1,800	125	0.016	18.6			0.8	24,800
	29	96,641			93,491	88,811	3,150	1,530	557	7.7	3.0	1,900	125	0.031	19.7			0.8	24,700
	30	99,639			95,665	90,671	3,974	1,020	420	7.6	2.5	1,700	125	0.025	17.1	20.0		0.0	24,800
Total		2,921,170	23.2	2,371,129	2,855,323	2,709,701	104,312	41,310	---	---	114.5	66,700	3,750	---	---	---	---	---	718,500
Max.		101,496	3.3	98,213	98,213	92,264	4,821	1,530	1,653	11.0	6.0	3,600	125	0.063	37.5	50.0	1.5	1.4	26,100
Min.		92,937	10.8	83,855	92,592	88,235	1,900	1,020	334	7.6	1.5	1,600	125	0.016	15.9	20.0	1.3	0.0	23,800
Ave.		97,372	2.7	94,845	95,177	90,323	3,477	1,377	782	9.4	3.8	2,223	125	0.039	22.9	30.0	1.3	0.7	24,776
Oct	1	97,642			94,913	90,654	2,729	1,530	300	7.6	2.0	1,400	125	0.020	14.3	15.0		0.7	24,100
	2	97,800			94,446	89,562	3,354	1,530	586	7.7	3.0	1,800	125	0.031	18.4	25.0		1.2	26,000
	3	98,428			94,816	90,184	3,612	1,020	586	8.0	2.0	1,800	125	0.020	18.3	25.0		1.1	25,000
	4	97,983	3.7	94,518	94,518	88,636	4,352	1,530	560	8.0	2.0	1,600	125	0.020	16.3	30.0	1.3	0.8	24,300
	5	98,734	4.8	94,171	94,171	89,125	3,516	1,530	578	8.4	3.0	1,700	125	0.030	17.2		1.3	0.8	24,700
	6	86,730	3.4	83,883	83,883	78,999	3,864	1,020	560	8.6	3.0	1,700	125	0.035	19.6	30.0	1.5	0.8	21,600
	7	99,299	5.4	94,167	94,167	88,293	4,344	1,530	517	8.6	3.0	1,400	125	0.030	14.1	25.0	1.3	1.0	24,200
	8	95,821	3.2	92,837	92,837	87,443	3,864	1,530	807	8.6	3.0	1,500	125	0.031	15.7	25.0	1.3	0.8	24,500
	9	96,765	5.0	92,187	92,187	86,973	4,194	1,020	934	8.6	4.0	2,700	125	0.041	27.9	35.0	1.4	0.0	24,400
	10	98,361	6.1	92,691	92,691	87,279	3,882	1,530	1,165	8.6	4.0	2,800	125	0.041	28.5	40.0	1.3	0.0	23,900
	11	95,326	2.3	93,159	93,159	87,399	4,230	1,530	743	8.3	4.0	1,600	125	0.042	16.8	30.0	1.3	0.5	25,200
	12	96,598	2.9	93,845	93,845	87,569	5,256	1,020	743	7.4	4.0	1,600	125	0.041	16.6	30.0	1.3	0.8	24,400
	13	99,482	6.5	93,443	93,443	87,719	4,194	1,530	1,150	7.2	4.0	2,200	125	0.040	22.1		1.3	1.0	24,400
	14	97,141	3.0	94,313	94,313	88,571	4,212	1,530	1,130	7.0	4.0	2,800	125	0.041	28.8	35.0	1.3	0.0	25,500
	15	99,350	5.2	94,432	94,432	88,852	4,560	1,020	580	7.0	3.0	2,000	125	0.030	20.1	25.0	1.3	1.0	25,200
	16	98,091	3.5	94,800	94,800	88,644	4,626	1,530	440	6.8	2.0	1,400	125	0.020	14.3	20.0	1.3	0.8	24,900
	17	98,103	3.9	94,403	94,403	88,787	4,086	1,530	500	5.6	3.0	1,700	125	0.031	17.3	25.0	1.3	0.6	25,900
	18	100,383	6.3	94,436	94,436	88,900	4,516	1,020	530	6.6	3.0	1,700	125	0.030	16.9	25.0	1.3	0.6	25,500
	19	97,479	4.0	93,738	93,738	88,362	3,846	1,530	380	6.6	2.0	1,400	125	0.021	14.4		1.3	0.0	25,000
	20	97,550	3.5	94,255	94,255	89,245	3,480	1,530	367	6.3	2.0	1,400	125	0.021	14.4		1.3	1.0	25,600
	21	99,937	6.4	93,934	93,424	87,888	4,516	1,020	340	6.4	2.0	1,600	125	0.020	16.0	20.0	1.3	1.0	26,500
	22	95,679	3.0	92,884	89,345	84,275	3,540	1,530	333	6.4	2.0	1,500	125	0.021	15.7		1.3	1.0	25,700
	23	97,335	3.7	93,846	93,846	88,578	3,738	1,530	400	6.4	2.0	1,700	125	0.021	17.5	20.0	1.3	0.9	25,600
	24	95,900	3.4	92,786	92,786	87,260	4,506	1,020	390	6.4	2.0	1,700	125	0.021	17.7	20.0	1.3	1.0	25,100
	25	96,418	2.1	94,400	94,408	88,702	4,176	1,530	270	6.4	2.0	1,800	125	0.021	18.7	20.0	1.3	0.5	25,700
	26	96,890	4.4	92,783	92,783	87,791	3,462	1,530	285	6.4	2.0	1,100	125	0.021	11.4		1.3	0.0	25,500
	27	94,757	2.5	92,447	92,447	86,911	4,516	1,020	270	6.6	2.0	1,500	125	0.021	15.8	20.0	1.4	0.8	25,300
	28	97,328	2.7	94,752	94,752	88,338	4,884	1,530	500	6.6	3.0	1,500	125	0.031	15.4	25.0	1.3	1.1	25,400
	29	96,877	3.2	93,876	93,876	88,518	3,828	1,530	300	6.6	2.0	1,300	125	0.021	13.4	15.0	1.3	1.4	25,500
	30	96,390	2.1	94,376	94,376	88,840	4,516	1,020	330	6.7	2.0	1,900	125	0.021	19.7	15.0	1.3	0.5	25,600
	31	95,671	1.5	94,283	94,793	88,409	4,854	1,530	580	6.8	0.0	1,500	125	0.000	15.7	25.0	1.3	0.9	27,400
Total		3,010,248	15.1	2,615,645	2,896,289	2,726,706	127,253	42,330	---	---	81.0	53,300	3,875	---	---	---	---	---	777,600
Max.		100,383	5.9	94,800	94,913	90,654	5,256	1,530	1,165	8.6	4.0	2,800	125	0.042	28.8	40.0	1.5	1.4	27,400
Min.		86,730	3.4	83,883	83,883	78,999	2,729	1,020	270	5.6	0.0	1,100	125	0.000	11.4	15.0	1.3	0.0	21,600
Ave.		97,105	3.9	93,416	93,429	87,958	4,105	1,365	553	7.2	2.6	1,719	125	0.027	17.7	24.8	1.3	0.7	25,084

Month	Day	Running Hour of Pump Worked: Raw Water Intake Pump (h) 1	2	3	4	5	6	Distribution Pump (h) To City 1	2	3	4	5	6	To Thadeua 1	2	Air Blow (min) 1	2	Back Wash (min) 1	2	Cleaning of Sed. Basin	Frequency of Filter Washing 1	2	3	4	5	6	7	8
Sep	1	9	21	18	15	19	19	16	16	16	16	16	16	5	6	15		60			1	1	1					
	2	10	16	20	17	22	18	16	16	16	16	16	16	11	0	10		40									1	1
	3	23	20	18	12	12	24	16	16	16	16	16	16	7	6	15		60						1	1	1		
	4	15	18	16	12	16	17	16	16	16	16	16	16	7	6	15		60			1	1	1					
	5	17	24	10	17	11	21	16	16	16	16	16	16	6	6	15		60						1	1	1		
	6	13	21	23	17	17	8	16	16	16	16	16	16	8		10		40									1	1
	7	12	20	18	14	22	16	16	16	16	16	16	16	6	8	15		60			1	1	1					
	8	13	21	19	19	15	14	16	16	16	16	16	16	7	4	15		60						1	1	1		
	9	14	18	16	15	17	17	16	16	16	16	16	16	15	0	15		60			1	1	1					
	10	13	16	19	11	20	19	16	16	16	16	16	16	5	11	10		40									1	1
	11	17	24	17	18	21	15	16	16	16	16	16	16	5	9	15		60						1	1	1		
	12	12	21	16	18	15	19	16	16	16	16	16	16	11	6	10		40									1	1
	13	11	17	19	14	17	18	16	16	16	16	16	16	6	9	15		60			1	1	1					
	14	15	24	22	8	15	18	16	16	16	16	16	16	14	0	15		60						1	1	1		
	15	16	12	18	18	19	14	16	16	16	16	16	16	8	5	10		40									1	1
	16	13	17	14	16	18	18	16	16	16	16	16	16	5	0	15		60			1	1	1					
	17	13	16	14	16	19	19	16	16	16	16	16	16	8	7	15		60						1	1	1		
	18	18	15	15	14	16	17	16	16	16	16	16	16	14	0	10		40									1	1
	19	13	18	16	13	17	18	16	16	16	16	16	16	0	14	15		60			1	1	1					
	20	13	23	18	14	20	16	16	16	16	16	16	16	7	6	15		60						1	1	1		
	21	17	19	17	16	12	15	16	16	16	16	16	16	6	5	15		60									1	1
	22	15	15	15	14	16	16	16	16	16	16	16	16	5	5	15		60			1	1	1					
	23	10	21	13	16	18	21	16	16	16	16	16	16	9	5	15		60						1	1	1		
	24	14	18	19	16	20	18	16	16	16	16	16	16	7	7	10		60		No.1				1			1	1
	25	16	17	18	19	19	16	16	16	16	16	16	16	6	6	15		60		No.2	1	1	1					
	26	16	18	15	20	15	19	16	16	16	16	16	16	8	5	15		60		No.3				1	1	1		
	27	12	21	18	18	19	20	16	16	16	16	16	16	12		10		40		No.4							1	1
	28	16	19	19	16	14	15	16	16	16	16	16	16	8	5	15		60			1	1	1					
	29	16	15	14	16	22	19	16	16	16	16	16	16	11		15		60						1	1	1		
	30	13	15	18	16	22	16	16	16	16	16	16	16	10	5	10		40									1	1
Total		425	560	512	465	525	520	480	480	480	480	480	480	237	146	405	0	1,640	0		10	10	10	11	10	10	10	10
Max.		23	24	23	20	22	24	16	16	16	16	16	16	15	14	15	0	60	0									
Min.		9	12	10	8	11	8	16	16	16	16	16	16	0	0	10	0	40	0									
Ave.		14	19	17	16	18	17	16	16	16	16	16	16	8	5	14	###	55	###		3.0	3.0	3.0	2.7	3.0	3.0	3.0	3.0
Oct	1	14	20	18	13	19	18	16	16	16	16	16	16	6	4	15		60			1	1	1					
	2	19	24	15	18	14	19	16	16	16	16	16	16	9	4	15		60						1	1	1		
	3	19	12	17	16	17	18	16	16	16	16	16	16	6	6	10		40									1	1
	4	13	18	17	11	17	19	16	16	16	16	16	16	5	7	15		60			1	1	1					
	5	16	19	15	16	21	19	16	16	16	16	16	16	5	6	15		60						1	1	1		
	6	13	17	16	11	14	15	14	16	14	14	16	14	4	6	10		40									1	1
	7	15	16	16	15	18	16	16	16	16	16	16	16	6	7	15		60			1	1	1					
	8	15	19	15	14	15	19	16	16	16	16	16	16	7	5	15		60						1	1	1		
	9	13	18	17	21	20	14	16	16	16	16	16	16	5	6	10		60									1	1
	10	16	16	17	15	16	15	16	16	16	16	16	16	6	6	15		60			1	1	1					
	11	14	22	20	14	19	14	16	16	16	16	16	16	7	6	15		60						1	1	1		
	12	13	20	14	16	24	20	16	16	16	16	16	16	8	6	10		40									1	1
	13	14	20	20	11	18	17	16	16	16	16	16	16	6	5	15		60			1	1	1					
	14	17	16	18	18	18	19	8	20	20	16	16	16	8	5	15		60						1	1	1		
	15	18	19	19	16	14	19	16	16	16	16	16	16	6	6	10		40									1	1
	16	18	20	18	19	17	16	16	16	16	16	16	16	7	5	15		60			1	1	1					
	17	20	24	20	12	22	16	16	16	16	16	16	16	9	4	15		60						1	1	1		
	18	20	12	22	16	19	15	16	16	16	16	16	16	6	6	10		60									1	1
	19	12	17	16	16	18	16	16	16	16	16	16	16	6	6	15		60			1	1	1					
	20	20	22	20	13	20	15	16	16	16	16	16	16	11		15		60						1	1	1		
	21	20	14	22	20	19	17	16	16	16	16	16	16	5	7	10		40									1	1
	22	16	21	15	16	20	21	16	16	16	16	16	16	6	4	15		60			1	1	1					
	23	11	18	21	17	19	22	16	16	16	16	16	16	7	5	15		60						1	1	1		
	24	15	22	19	15	15	19	16	16	16	16	16	16	7	5	10		40									1	1
	25	18	18	17	20	19	21	16	16	16	16	16	16	5	6	15		60			1	1	1					
	26	20	24	20	11	22	17	16	16	16	16	16	16	7	4	15		60						1	1	1		
	27	17	25	21	19	20	17	16	16	16	16	16	16	6	6	10		40									1	1
	28	14	17	17	17	18	18	16	16	16	16	16	16	7	7	15		60			1	1	1					
	29	20	21	18	17	20	156	16	16	16	16	16	16	6	6	15		60						1	1	1		
	30	18	16	20	18	20	15	16	16	16	16	16	16	6	6	10		40									1	1
	31	17	16	18	17	20	22	16	16	16	16	16	16	7	7	15		60			1	1	1					
Total		505	583	558	488	572	684	486	500	498	494	496	494	202	169	415	0	1,700	0		11	11	11	10	10	10	10	10
Max.		20	25	22	21	24	156	16	20	20	16	16	16	11	7	15	0	60	0									
Min.		11	12	14	11	14	14	8	16	14	14	16	14	4	4	10	0	40	0									
Ave.		16	19	18	16	18	22	16	16	16	16	16	16	7	6	13	###	55	###		2.8	2.8	2.8	3.1	3.1	3.1	3.1	3.1

Month	Day	Raw Water Amount (m^3/d)	Ratio of Loss (%)	Filtered Water (m^3/d)	Consumotion of Filtered Water (m^3/d)	Delivery of Distribution: To City (m^3/d)	Delivery of Distribution: To Thadeua (m^3/d)	Volume of Filter Wash-Drain (m^3/d)	Turbidity of Raw Water (NTU)	Water Level in Mekong (m)	Consuption of Chemicals: Polymer (kg/d)	Consuption of Chemicals: Alum (kg/d)	Consuption of Chemicals: Hypo (kg/d)	Dosing Rate of Chemicals: Polymer (Calcu.) (mg/l)	Dosing Rate of Chemicals: Alum (Calcu.) (mg/l)	Dosing Rate of Chemicals: Alum (Record) (mg/l)	Dosing Rate of Chemicals: Hypo (Calcu.) (mg/l)	Residual Chloline (ppm)	Consumption of Electricity (kWh)
Nov	1	96,184	1.8	94,515	94,515	88,129	4,856	1,530	600	6.8	0.0	2,100	125	0.000	21.8	50.0	1.3	0.6	24,400
	2	96,649	3.5	93,376	93,376	88,528	3,828	1,020	600	6.8	0.0	1,800	125	0.000	18.6	50.0	1.3	0.8	25,200
	3	93,105	0.5	92,600	92,600	86,840	4,230	1,530	711	7.0	0.0	2,000	125	0.000	21.5		1.3	0.0	25,000
	4	97,871	5.9	92,379	92,379	87,369	3,480	1,530	514	7.1	2.5	1,900	125	0.026	19.4	50.0	1.4	0.7	25,300
	5	99,930	7.8	92,705	92,705	87,179	4,506	1,020	500	7.0	2.0	2,000	125	0.020	20.0	25.0	1.3	1.0	25,100
	6	98,115	4.9	93,553	93,553	87,817	4,206	1,530	600	6.8	3.0	1,900	125	0.031	19.4	25.0	1.3	1.0	25,200
	7	98,585	5.7	93,231	93,231	88,203	3,498	1,530	428	6.6	3.0	1,400	125	0.030	14.2	20.0	1.3	0.6	26,000
	8	96,008	2.1	94,067	94,067	88,201	4,846	1,020	355	6.6	2.0	1,700	125	0.021	17.7	15.0	1.3	0.7	25,600
	9	95,829	1.3	94,628	94,628	88,490	4,608	1,530	757	6.7	2.0	1,800	125	0.021	18.8		1.3	0.0	24,900
	10	97,023	4.6	92,784	92,784	88,434	2,820	1,530	651	6.8	2.0	1,700	125	0.021	17.5		1.3	0.0	25,600
	11	95,160	1.3	93,895	93,895	87,969	4,906	1,020	641	6.8	1.0	1,800	125	0.011	18.9	25.0	1.3	1.0	26,100
	12	96,822	2.2	94,695	94,695	88,965	4,200	1,530	675	6.6	1.0	2,000	125	0.010	20.7	25.0	1.3	1.0	25,400
	13	97,648	2.7	95,065	95,065	89,341	4,194	1,530	427	6.5	2.0	1,700	125	0.020	17.4	20.0	1.3	1.4	26,300
	14	96,446	2.1	94,506	94,506	89,320	4,166	1,020	600	6.2	2.0	1,700	125	0.021	17.6	25.0	1.3	0.7	25,500
	15	97,974	2.9	95,251	95,251	89,143	4,578	1,530	524	6.2	2.0	1,800	125	0.020	18.4	25.0	1.3	1.2	26,100
	16	99,772	4.4	95,523	95,523	89,835	4,158	1,530	398	6.0	2.0	1,700	125	0.020	17.0		1.3	0.8	26,100
	17	98,416	4.1	94,577	94,577	88,711	4,846	1,020	524	6.0	2.0	1,800	125	0.020	18.3	28.0	1.3	0.8	25,900
	18	95,239	0.7	94,580	94,580	88,964	4,086	1,530	440	6.0	2.0	1,400	125	0.021	14.7	20.0	1.3	1.4	25,400
	19	98,946	4.7	94,539	94,539	88,467	4,542	1,530	271	5.9	2.0	1,800	125	0.020	18.2	15.0	1.3	1.0	26,400
	20	99,638	7.5	92,728	92,728	88,212	3,496	1,020	480	5.8	1.0	1,700	125	0.010	17.1	23.0	1.3	1.3	25,300
	21	99,145	6.9	92,759	92,759	87,053	4,176	1,530	460	5.8	1.0	1,800	125	0.010	18.2	25.0	1.3	0.6	25,800
	22	98,708	7.0	92,214	92,214	86,838	3,846	1,530	380	5.6	2.0	1,600	125	0.020	16.2	20.0	1.4	0.5	25,700
	23	98,520	7.7	91,479	91,479	86,293	4,166	1,020	380	5.6	1.0	1,800	125	0.010	18.3	20.0	1.4	0.8	25,700
	24	95,165	9.6	86,830	86,830	81,802	3,498	1,530	136	5.6	1.0	1,000	125	0.011	10.5	20.0	1.4	0.8	24,700
	25	97,286	9.6	88,745	88,745	84,047	3,168	1,530	370	5.6	1.0	1,100	125	0.010	11.3	20.0	1.4	0.9	25,100
	26	84,889	-1.2	85,927	85,927	81,411	3,496	1,020	530	5.6	2.0	1,700	125	0.024	20.0	25.0	1.5	0.7	25,900
	27	96,180	9.0	88,257	88,257	82,761	3,966	1,530	420	5.6	2.0	1,700	125	0.021	17.7	20.0	1.4	0.8	24,700
	28	98,077	8.8	90,168	90,168	84,828	3,810	1,530	260	5.6	2.0	1,600	125	0.020	16.3	15.0	1.4	1.7	25,700
	29	96,663	8.8	88,829	88,829	83,973	3,836	1,020	610	5.6	2.0	1,500	125	0.021	15.5	20.0	1.4	0.7	25,400
	30	86,305	-2.4	88,393	88,393	82,567	4,296	1,530	566	5.4	1.0	1,500	125	0.012	17.4	20.0	1.4	0.8	24,500
Total		2,896,298	4.5	2,772,798	2,772,798	2,609,690	122,308	40,800	---	---	48.5	51,000	3,750	---	---	---	---	---	764,000
Max.		99,930	4.6	95,523	95,523	89,835	4,906	1,530	757	7.1	3.0	2,100	125	0.031	21.8	50.0	1.5	1.7	26,400
Min.		84,889	-1.2	85,927	85,927	81,411	2,820	1,020	136	5.4	0.0	1,000	125	0.000	10.5	15.0	1.3	0.0	24,400
Ave.		96,543	4.5	92,427	92,427	86,990	4,077	1,360	494	6.2	1.6	1,700	125	0.017	17.6	24.8	1.4	0.8	25,467
Dec	1	96,660	8.9	88,721	88,721	83,675	3,516	1,530	616	5.6	2.0	1,500	125	0.021	15.5		1.4	0.8	24,900
	2	98,165	7.0	91,701	91,701	86,165	4,516	1,020	610	5.6	2.0	1,400	125	0.020	14.3	20.0	1.4	0.7	25,000
	3	86,305	-1.8	87,871	87,871	82,567	3,774	1,530	875	7.3	2.0	1,800	125	0.023	20.9	30.0	1.4	1.3	23,000
	4	85,942	-8.9	94,371	94,371	88,647	4,194	1,530	230	7.2	1.0	1,500	125	0.012	17.5	20.0	1.3	0.7	25,900
	5	98,660	6.9	92,327	92,327	86,461	4,846	1,020	240	6.8	1.0	2,000	125	0.010	20.3	20.0	1.4	0.8	25,800
	6	98,008	7.0	91,568	91,568	86,330	3,708	1,530	258	6.6	1.0	1,700	125	0.010	17.3	25.0	1.4	1.6	25,000
	7	98,268	7.0	91,872	91,872	86,322	4,020	1,530	265	6.2	1.0	1,500	125	0.010	15.3		1.4	1.0	25,600
	8	99,478	6.9	93,072	93,072	88,556	3,496	1,020	258	6.0	1.0	1,900	125	0.010	19.1	25.0	1.3	1.2	25,500
	9	96,338	8.3	88,942	88,942	83,164	4,248	1,530	227	5.8	0.5	1,700	125	0.005	17.6	20.0	1.4	0.8	25,700
	10	95,871	11.3	86,102	86,102	81,248	3,324	1,530	160	5.6	0.0	1,800	125	0.000	18.8	20.0	1.5	0.7	24,600
	11	95,056	11.3	85,412	85,412	80,566	4,846		215	5.4	0.0	1,900	125	0.000	20.0	30.0	1.5	0.8	24,900
	12	95,614	9.6	87,202	87,202	81,634	4,038	1,530	160	5.4	0.0	1,800	125	0.000	18.8	25.0	1.4	1.0	24,800
	13	95,230	10.3	86,299	86,299	81,171	3,598	1,530	160	5.4	0.0	1,700	125	0.000	17.9	25.0	1.4	0.7	24,100
	14	96,386	9.3	88,204	88,204	83,688	3,496	1,020	160	5.4	0.0	1,900	125	0.000	19.7	25.0	1.4	0.7	24,100
	15	97,510	9.4	89,155	89,155	83,815	3,810	1,530	173	5.3	0.0	1,700	125	0.000	17.4	25.0	1.4	0.8	25,100
	16	97,758	9.3	89,473	89,473	83,787	4,156	1,530	171	5.4	0.0	1,300	125	0.000	13.3	15.0	1.4	0.8	24,900
	17	98,164	12.7	87,097	87,097	83,713	3,384		184	5.6	0.0	2,100	125	0.000	21.4	25.0	1.4	0.7	24,300
	18	96,833	11.7	86,688	86,688	81,246	3,912	1,530	200	5.6	0.0	2,100	125	0.000	21.7	25.0	1.4	1.6	24,500
	19	96,370	5.4	91,433	91,439	86,423	3,486	1,530	173	5.5	0.0	1,100	125	0.000	11.4		1.4	0.0	25,200
	20	99,230	8.0	91,861	91,861	87,015	3,826	1,020	166	5.4	0.0	1,700	125	0.000	17.1	15.0	1.4	1.2	25,800
	21	100,852	8.9	92,577	92,577	87,585	3,462	1,530	185	5.3	0.0	1,200	125	0.000	11.9	15.0	1.4	0.8	26,600
	22	96,683	5.3	91,833	91,833	86,147	4,156	1,530	163	5.2	0.0	1,400	125	0.000	14.5	20.0	1.4	0.6	26,000
	23	99,179	7.7	92,062	92,062	87,206	3,836	1,020	128	5.2	0.0	1,400	125	0.000	14.1	20.0	1.4	1.0	25,200
	24	95,688	3.8	92,183	92,183	86,771	3,882	1,530	24	5.1	0.0	800	125	0.000	8.4	10.0	1.4	1.2	25,100
	25	97,586	4.4	93,483	93,483	88,025	3,928	1,530	24	5.2	0.0	1,300	125	0.000	13.3	15.0	1.3	1.0	26,100
	26	98,983	8.0	91,622	91,622	87,406	3,196	1,020	23	5.2	0.0	1,600	125	0.000	16.2	15.0	1.4	1.6	26,100
	27	96,600	6.5	90,703	90,703	85,819	3,354	1,530	81	5.1	0.0	1,600	125	0.000	16.6	20.0	1.4	1.5	25,000
	28	95,522	5.4	90,593	90,593	86,587	2,476	1,530		5.0	0.0	1,200	125	0.000	12.6		1.4		26,400
	29	98,442	6.1	92,815	92,815	87,867	3,928	1,020	81	5.0	0.0	1,300	125	0.000	13.2	20.0	1.3	1.5	25,300
	30	96,678	5.1	91,994	91,994	87,080	3,384	1,530	34	5.1	0.0	1,300	125	0.000	13.4	15.0	1.4	1.2	26,100
	31	95,990	3.9	92,422	92,422	87,756	3,136	1,530	30	5.2	0.0	1,200	125	0.000	12.5	20.0	1.4	0.6	25,400
Total		2,994,049	6.9	2,801,658	2,801,664	2,644,442	116,932	40,290	---	---	11.5	48,400	3,875	---	---	---	---	---	782,000
Max.		100,852	6.9	94,371	94,371	88,647	4,846	1,530	875	7.3	2.0	2,100	125	0.023	21.7	30.0	1.5	1.6	26,600
Min.		85,942	0.6	85,412	85,412	80,566	2,476	1,020	23	5.0	0.0	800	125	0.000	8.4	10.0	1.3	0.0	23,000
Ave.		96,582	6.9	90,376	90,376	85,305	3,772	1,389	209	5.6	0.4	1,561	125	0.004	16.2	20.7	1.4	1.0	25,226
TOTAL		35,328,515	6.1	33,284,365	34,049,922	32,361,822	1,186,770	501,330	---	---	642.3	611,400	45,625	---	---	---	---	---	9,374,100
MAX.		101,532	3.4	98,213	98,213	92,701	5,256	2,550	4,660	12.9	12.0	8,000	125	0.135	90.1	100.0	1.7	1.7	28,500
MIN.		77,132	4.9	73,497	73,497	70,300	1,304	0	2	3.6	0.0	400	125	0.000	5.1	0.0	1.3	0.0	15,600
AVE.		96,790	3.8	93,234	93,287	88,663	3,251	1,381	462	6.6	1.8	1,675	125	0.018	17.4	23.5	1.3	0.8	25,753

Month	Day	Running Hour of Pump Worked: Raw Water Intake Pump (h) 1	2	3	4	5	6	Distribution Pump (h) To City 1	2	3	4	5	6	To Thadeua 1	2	Air Blow (min) 1	2	Back Wash (min) 1	2	Cleaning of Sed. Basin	Frequency of Filter Washing 1	2	3	4	5	6	7	8
Nov	1	18	19	17	19	17	18	16	16	16	16	16	16	6	7	15		60						1	1	1		
	2	16	18	18	16	17	19	16	16	16	16	16	16	7	5	10		40									1	1
	3	16	17	18	19	20	16	16	16	16	16	16	16	7	4	15		60			1	1	1					
	4	18	21	21	17	15	16	16	16	16	16	16	16	7	4	15		60		No.1				1	1	1		
	5	17	20	15	16	17	21	16	16	16	16	16	16	7	5	10		40		No.2							1	1
	6	13	21	19	14	22	19	16	16	16	16	16	16	12		15		60		No.3	1	1	1					
	7	20	20	17	17	19	18	16	16	16	16	16	16	6	5	15		60		No.4				1	1	1		
	8	16	19	20	14	17	17	16	16	16	16	16	16	13		10		40									1	1
	9	16	17	18	16	19	18	16	16	16	16	16	16	7	6	15		60			1	1	1					
	10	16	17	19	17	21	18	16	16	16	16	16	16	4	5	15		60						1	1	1		
	11	20	17	23	15	20	20	16	16	16	16	16	16	12		10		40									1	1
	12	16	18	19	17	17	20	16	16	16	16	16	16	7	5	15		60			1	1	1					
	13	17	20	18	17	23	17	16	16	16	16	16	16	8	5	15		60						1	1	1		
	14	17	20	20	22	18	11	16	16	16	16	16	16	4	7	10		40									1	1
	15	17	18	19	19	19	20	16	16	16	16	16	16	13		15		60			1	1	1					
	16	18	20	20	20	20	19	16	16	16	16	16	16	9	4	15		60						1	1	1		
	17	13	20	20	22	18	20	16	16	16	16	16	16	7	6	10		40									1	1
	18	19	21	17	19	21	18	16	16	16	16	16	16	11		15		60			1	1	1					
	19	23	24	23	16	18	14	16	16	16	16	16	16	8	6	15		60						1	1	1		
	20	16	20	22	23	21	7	16	16	16	16	16	16	9		10		40									1	1
	21	17	20	22	21	18	19	16	16	16	16	16	16	5	6	15		60			1	1	1					
	22	16	24	21	16	21	17	16	16	16	16	16	16		11	15		60						1	1	1		
	23	19	20	22	21	22	11	16	16	16	16	16	16	6	5	10		40									1	1
	24	20	21	23	24	21	9	12	16	15	12	13	20	9		15		60			1	1	1					
	25	24	24	24	24	22		16	16	16	16	16	16	5	5	15		60						1	1	1		
	26	24	22	24	24	22		16	16	16	16	16	16	3	6	10		60									1	1
	27	22	24	24	22	22		16	16	16	16	16	16		11	15		60			1	1	1					
	28	24	24	24	24	24		16	16	16	16	16	16	6	5	15		60						1	1	1		
	29	22	23	24	24	24		16	16	16	16	16	16	6	4	10		40									1	1
	30	20	22	22	22	21		16	16	16	16	16	16		11	15		60			1	1	1					
Total		550	611	613	577	596	402	476	480	479	476	477	484	204	138	400	0	1,620	0		10	10	10	10	10	10	10	10
Max.		24	24	24	24	24	21	16	16	16	16	16	20	13	11	15	0	60	0									
Min.		13	17	15	14	15	7	12	16	15	12	13	16	3	4	10	0	40	0									
Ave.		18	20	20	19	20	17	16	16	16	16	16	16	8	6	13	###	54	###		3.0	3.0	3.0	3.0	3.0	3.0	3.0	3.0
Dec	1	22	24	24	24	24		16	16	16	16	16	16	6	5	15		60						1	1	1		
	2	21	22	22	22	22		16	16	16	16	16	16	6	6	10		40									1	1
	3	16	20	22	22	17		12	14	17	12	14	15	5	5	15		60			1	1	1					
	4	22	22	24	24	22		16	16	16	16	16	16	6	7	15		60						1	1	1		
	5	20	22	21	22	21		16	16	16	16	16	16	5	8	10		40									1	1
	6	24	24	24	24	22		16	16	16	16	16	16	6	3	15		60			1	1	1					
	7	24	24	24	24	24		16	16	16	16	16	16	14		15		60						1	1	1		
	8	21	24	24	24	24		16	16	16	16	16	16	5	4	10		40									1	1
	9	24	24	24	24	24		15	16	16	16	16	16	12		15		60			1	1	1					
	10	24	24	24	24	24		13	16	16	16	14	16	10		15		60						1	1	1		
	11	24	24	24	24	24		16	16	16	16	16	16	13														
	12	24	24	24	24	24		16	16	14	16	16	16	5	7	15		60			1	1	1					
	13	24	24	24	24	24		14	16	16	14	16	16	11		15		60						1	1	1		
	14	24	24	24	24	24		16	14	12	14	15	16	9		10		40									1	1
	15	22	22	24	24	24		16	16	14	16	16	16	10		15		60			1	1	1					
	16	24	24	24	24	24		16	16	16	15	16	0	12		15		60						1	1	1		
	17	24	24	24	24	24		15	15	14	16	16	16	10														
	18	24	22	24	24	24		16	16	16	16	16	16	11		15		60		No.1	1	1	1					
	19	20	20	20	20	17	17	16	16	16	16	16	16	10		15		60		No.2				1	1	1		
	20	24	20	20	14	17	24	16	16	16	16	16	16	12		10		40		No.3							1	1
	21	234	21	21	17	21	23	16	16	16	16	16	16	11		15		60		No.4	1	1	1					
	22	17	22	22	21	22	16	16	16	16	16	16	16	13		15		60						1	1	1		
	23	19	18	21	19	21	19	16	16	16	16	16	16	12		10		40									1	1
	24	21	17	18	18	22	23	16	16	16	16	16	16	13		15		60			1	1	1					
	25	17	22	20	21	18	20	16	16	16	16	16	16	12		15		60						1	1	1		
	26	16	22	22	22	21	19	16	16	16	16	16	16	11		10		40									1	1
	27	20	18	17	17	18	20	16	16	16	16	16	16	13		15		60			1	1	1					
	28	20	20	20	13	19	20	16	16	16	16	16	16	8		15		60						1	1	1		
	29	19	21	20	22	20	18	16	16	16	16	16	16	12		10		40									1	1
	30	20	21	18	16	17	18	16	16	16	16	16	16	7	6	15		60			1	1	1					
	31	19	20	20	20	15	18	16	16	16	16	16	16	10		15		60						1	1	1		
Total		874	680	684	666	664	255	485	491	487	487	491	479	300	51	395	0	1,580	0		10	10	10	11	11	11	8	8
Max.		234	24	24	24	24	24	16	16	17	16	16	16	14	8	15	0	60	0									
Min.		16	17	17	13	15	16	12	14	12	12	14	0	5	3	10	0	40	0									
Ave.		28	22	22	21	21	20	16	16	16	16	16	15	10	6	14	###	54	###		3.1	3.1	3.1	2.8	2.8	2.8	3.9	3.9
TOTAL		6,873	7,484	7,192	6,736	7,279	6,822	5,799	5,834	5,827	5,819	5,818	5,816	3,107	1,176	4,910	0	19,710	0		124	124	127	123	120	120	118	121
MAX.		234	25	24	24	24	156	20	20	20	20	16	20	15	14	25	0	100	0									
MIN.		6	12	10	0	11	7	8	13	12	10	12	0	0	0	0	0	0	0									
AVE.		19	21	20	18	20	20	16	16	16	16	16	16	9	5	14	###	54	###		2.9	2.9	2.9	3.0	3.0	3.0	3.1	3.0

MONTHLY STATISTIC OPERATION RECORD OF CHINAIMO WTP IN 2003

Month	Day	Raw Water Amount (m^3/d)	Ratio of Loss (%)	Filtered Water (m^3/d)	Consumotion of Filtered Water (m^3/d)	Delivery of Distribution: To City (m^3/d)	Delivery of Distribution: To Thadeua (m^3/d)	Volume of Filter Wash-Drain (m^3/d)	Turbidity of Raw Water (NTU)	Water Level in Mekong (m)	Consuption of Chemicals: Polymer (kg/d)	Consuption of Chemicals: Alum (kg/d)	Consuption of Chemicals: Hypo (kg/d)	Dosing Rate of Chemicals: Polymer (Calcu.) (mg/l)	Dosing Rate of Chemicals: Alum (Calcu.) (mg/l)	Dosing Rate of Chemicals: Alum (Record) (mg/l)	Dosing Rate of Chemicals: Hypo (Calcu.) (mg/l)	Residual Chloline (ppm)	Consumption of Electricity (kWh)	Running Hour of Pump Worked: Raw Water Intake Pump (h) 1	2	3	4	5	6	Distribution Pump (h) To City 1	2	3	4	5	6	To Thadeua 1	2	Air Blow (min) 1	2	Back Wash (min) 1	2	Cleaning of Sed. Basin	Frequency of Filter Washing 1	2	3	4	5	6	7	8
Jan	1	96,695	5.4	91,755	91,755	87,239	3,496	1,020	30	5.4	0.0	1,800	125	0.000	18.6	20.0	1.4	0.8	24,800	22	21	21	12	18	22	16	16	16	16	16	16	11		10		40										1	1
	2	96,952	5.2	92,145	92,145	87,261	3,354	1,530	110	5.3	0.0	1,800	125	0.000	18.6	20.0	1.4	1.6	25,200	18	20	18	16	21	22	16	16	16	16	16	16	13		15		60		1	1	1						
	3	96,193	4.8	91,828	91,828	86,370	3,928	1,530	31	5.4	0.0	1,800	125	0.000	18.7	10.0	1.4	1.0	25,600	22	14	18	17	21	20	16	16	16	16	16	16	12		15		60					1	1	1			
	4	98,076	5.6	92,888	92,888	88,032	3,836	1,020	31	5.4	0.0	900	125	0.000	9.2	10.0	1.3	1.0	25,500	21	21	19	20	15	20	16	16	16	16	16	16	12		10		40									1	1
	5	96,313	4.9	91,850	91,850	86,840	3,480	1,530	93	5.2	0.0	1,800	125	0.000	18.7		1.4	0.8	25,000	18	19	17	16	12	22	16	16	16	16	16	16	11		15		60		1	1	1						
	6	93,406	2.8	90,864	90,864	85,848	3,486	1,530	35	5.2	0.0	1,200	125	0.000	12.8	15.0	1.4	0.5	25,200	17	20	19	17	19	18	16	16	16	16	16	16	6	5	15		60					1	1	1			
	7	94,980	2.4	92,741	92,741	87,555	4,166	1,020	85	5.2	0.0	900	125	0.000	9.5	20.0	1.3	0.5	25,800	19	17	19	12	21	22	16	16	16	16	16	16	5	8	10		40									1	1
	8	95,333	3.4	92,162	92,162	86,732	3,900	1,530	79	5.2	0.0	1,500	125	0.000	15.7	20.0	1.4	0.8	25,500	17	20	22	18	22	14	16	16	16	16	16	16	6	7	15		60		1	1	1						
	9	95,333	3.0	92,544	92,544	87,198	3,816	1,530	60	5.3	0.0	1,200	125	0.000	12.6	15.0	1.4	1.0	25,400	18	17	21	19	20	23	16	16	16	16	16	16	8	4	15		60					1	1	1			
	10	97,608	5.0	93,002	92,512	86,646	4,846	1,020	58	5.4	0.0	800	125	0.000	8.2	15.0	1.3	0.5	25,600	19	17	18	15	16	15	16	16	16	16	16	16	8	7	15		60									1	1
	11	94,432	2.2	92,389	92,380	87,022	3,828	1,530	369	6.0	0.0	1,600	125	0.000	16.9	15.0	1.4	0.8	24,500	14	20	18	23	17	17	16	16	16	16	16	16	12		15		60		1	1	1						
	12	93,377	2.5	91,060	91,060	86,394	3,136	1,530	44	6.4	0.0	1,100	125	0.000	11.8		1.4	0.8	24,600	19	17	20	13	23	14	16	16	16	16	16	16	5	5	15		60					1	1	1			
	13	94,315	2.5	92,043	92,043	86,847	4,176	1,020	165	6.4	0.0	1,000	125	0.000	10.6	25.0	1.4	0.6	24,800	18	19	18	18	18	15	16	16	16	16	16	16	6	7	10		40									1	1
	14	95,136	3.1	92,293	92,293	86,513	4,250	1,530	220	6.2	0.0	2,100	125	0.000	22.1	30.0	1.4	1.2	24,800	14	18	17	11	19	20	16	16	16	16	16	16	7	7	15		60		1	1	1						
	15	92,792	2.1	90,865	90,865	85,519	3,816	1,530	200	5.8	0.0	2,900	125	0.000	31.3	30.0	1.4	0.8	25,300	16	20	20	20	17	17	16	16	16	16	16	16	12		15		60					1	1	1			
	16	93,992	7.6	87,380	87,380	82,524	3,836	1,020	200	5.6	0.0	2,100	125	0.000	22.3	30.0	1.4	0.8	24,500	15	16	19	20	21	15	16	16	16	16	16	16	5	7	10		40									1	1
	17	94,028	7.0	87,869	87,869	82,529	3,810	1,530	270	5.4	0.0	2,400	125	0.000	25.5	35.0	1.4	0.6	24,500	18	21	21	7	14	19	16	16	16	16	16	16	6	6	15		60		1	1	1						
	18	92,774	5.0	88,379	88,379	83,023	3,826	1,530	266	5.2	0.0	2,600	125	0.000	28.0		1.4	0.8	24,500	18	20	17	16	19	18	16	16	16	16	16	16	4	8	15		60					1	1	1			
	19	94,824	7.3	88,400	88,400	83,204	4,176	1,020	270	5.0	0.0	2,600	125	0.000	27.4	35.0	1.4	1.0	25,000	16	16	20	16	20	19	16	16	16	16	16	16	13		10		40									1	1
	20	90,482	3.0	87,820	87,820	82,882	3,408	1,530	355	5.0	0.0	1,400	125	0.000	15.5	15.0	1.4	1.0	24,300	19	22	24		17	24	16	16	16	16	16	16	11		15		60		1	1	1						
	21	92,170	3.1	89,398	89,398	83,382	4,486	1,530	131	5.0	0.0	1,500	125	0.000	16.3	20.0	1.4	1.0	25,500	19	24	24		20	24	16	16	16	16	16	16	14		15		60					1	1	1			
	22	93,351	4.2	89,613	89,613	83,237	4,846	1,530	99	5.0	0.0	1,900	125	0.000	20.4	15.0	1.4	0.5	24,700	22	22	24		19	24	16	16	16	16	16	16	15		10		40									1	1
	23	94,171	6.2	88,648	90,648	85,500	3,618	1,530	97	4.9	0.0	2,100	125	0.000	22.3	20.0	1.4	0.9	25,100	17	21	24		22	24	16	16	16	16	16	16	6	6	15		60		1	1	1						
	24	91,383	2.2	89,413	89,413	83,727	4,156	1,530	83	4.8	0.0	1,400	125	0.000	15.3	15.0	1.4	0.8	26,000	19	23	16	15	21	18	16	16	16	16	16	16	8	5	15		60					1	1	1			
	25	91,431	3.2	88,621	88,621	83,425	4,176	1,020	83	4.8	0.0	1,700	125	0.000	18.6	15.0	1.4	0.8	24,800	18	19	14	17	20	17	16	16	16	16	16	16	7	6	10		40	No.1								1	1
	26	95,637	8.3	88,286	88,286	83,040	3,716	1,530	84	4.8	0.0	1,000	125	0.000	10.5	15.0	1.4	0.9	24,700	19	17	16	19	20	21	16	16	16	16	16	16	5	7	15		60	No.2				1	1	1			
	27	94,494	6.3	88,857	88,857	83,571	3,756	1,530	70	4.7	0.0	1,200	125	0.000	12.7	10.0	1.4	0.6	24,700	19	23	15	13	17	17	16	16	16	16	16	16		12	15		60	No.3	1	1	1						
	28	96,251	8.8	88,457	88,457	83,261	4,176	1,020	69	4.6	0.0	1,000	125	0.000	10.4	10.0	1.4	0.7	25,200	20	19	18	19	17	17	16	16	16	16	16	16	8	5	10		40	No.4								1	1
	29	91,216	4.6	87,197	87,197	81,653	4,014	1,530	100	4.6	0.0	1,300	125	0.000	14.3	15.0	1.4	0.9	24,400	19	17	18	18	18	20	16	16	16	16	16	16	6	7	15		60		1	1	1						
	30	94,740	9.3	86,641	86,541	81,150	3,861	1,530	50	4.6	0.0	1,000	125	0.000	10.6	15.0	1.4	0.8	24,900	19	17	20	19	18	16	16	16	16	16	16	16	6	6	15		60					1	1	1			
	31	95,109	9.7	86,702	86,702	81,176	4,506	1,020	62	4.6	0.0	1,300	125	0.000	13.7	15.0	1.4	0.5	24,900	18	19	19	19	19	18	16	16	16	16	16	16	14		10		40									1	1
Total		2,926,994	4.8	2,792,110	2,793,511	2,629,300	121,881	42,330	---	---	0.0	48,900	3,875	---	---	---	---	---	775,300	567	596	594	445	581	592	496	496	496	496	496	496	262	125	415	0	1,660	0		10	10	10	10	10	10	11	11
Max.		98,076	5.5	93,002	92,888	88,032	4,846	1,530	369	6.4	0.0	2,900	125	0.000	31.3	35.0	1.4	1.6	26,000	22	24	24	23	23	24	16	16	16	16	16	16	15	12	15	0	60	0									
Min.		90,482	4.4	86,641	86,541	81,150	3,136	1,020	30	4.6	0.0	800	125	0.000	8.2	10.0	1.3	0.5	24,300	14	14	14	7	12	14	16	16	16	16	16	16	4	4	10	0	40	0									
Ave.		94,419	4.8	90,068	90,113	84,816	3,932	1,365	126	5.2	0.0	1,577	125	0.000	16.7	18.8	1.4	0.8	25,010	18	19	19	16	19	19	16	16	16	16	16	16	9	7	13	###	54	###		3.1	3.1	3.1	3.1	3.1	2.8	2.8
Feb	1	91,875	7.5	85,501	85,501	80,545	3,426	1,530	62	4.6	0.0	1,200	125	0.000	13.1	15.0	1.5	0.8	24,200	19	18	17	19	16	17	16	16	16	16	16	16	5	6	15		60		1	1	1						
	2	92,406	8.0	85,561	85,561	80,895	3,136	1,530		4.5	0.0	1,100	125	0.000	11.9		1.5	0.0	24,400	21	14	21	18	17	20	16	16	16	16	16	16	5	5	15		60					1	1	1			
	3	93,559	9.4	85,545	85,545	81,019	3,506	1,020	62	4.5	0.0	1,500	125	0.000	16.0	15.0	1.5	0.5	24,800	17	23	14	15	15	20	16	16	16	16	16	16	12		10		40									1	1
	4	92,990	7.1	86,848	86,848	81,250	4,068	1,530	74	4.5	0.0	1,200	125	0.000	12.9	20.0	1.4	0.6	24,800	21	19	14	18	19	18	16	16	16	16	16	16	13		15		60		1	1	1						
	5	94,200	9.5	86,006	86,006	80,660	3,816	1,530	57	4.4	0.0	1,100	125	0.000	11.7	15.0	1.5	0.9	25,100	18	23	22	19	19	24	16	16	16	16	16	16	12		15		60					1	1	1			
	6	96,565	12.9	85,498	85,498	80,642	3,836	1,020	80	4.5	0.0	1,300	125	0.000	13.5	20.0	1.5	1.1	25,600	21	18	19	19	19	20	16	16	16	16	16	16		12	10		40									1	1
	7	96,426	12.5	85,677	85,677	80,337	3,810	1,530	53	4.5	0.0	1,100	125	0.000	11.4	15.0	1.5	0.5	25,100	18	20	20	24	22	17	16	16	16	16	16	16	12		15		60	No.1	1	1	1						
	8	94,714	10.7	85,589	85,589	80,233	3,826	1,530		4.4	0.0	1,000	125	0.000	10.6		1.5	0.0	24,900	18	18	21	20	17	22	16	16	16	16	16	16	8	4	15		60	No.2				1	1	1			
	9	94,422	9.6	86,177	86,177	80,991	4,166	1,020	53	4.4	0.0	1,400	125	0.000	14.8	13.0	1.5	0.5	24,800	17	16	19	20	19	18	16	16	16	16	16	16	8	5	10		40	No.3								1	1
	10	94,453	8.8	86,843	86,943	81,447	3,966	1,530	48	4.4	0.0	1,300	125	0.000	13.8	15.0	1.4	0.9	24,700	16	16	19	21	15	18	16	16	16	16	16	16	13		15		60	No.4	1	1	1						
	11	96,150	8.5	88,596	87,066	81,720	3,816	1,530	77	4.3	0.0	1,200	125	0.000	12.5	20.0	1.4	0.7	24,500	20	190	20	20	16	20	16	16	16	16	16	16	12		15		60					1	1	1			
	12	93,639	8.2	86,506	86,506	81,990	3,496	1,020	73	4.3	0.0	1,400	125	0.000	15.0	20.0	1.4	0.7	25,100	18	20	17	18	19	20	16	16	16	16	16	16	7	4	10		40									1	1
	13	93,606	9.6	85,412	85,922	81,242	3,150	1,530	70	4.4	0.0	1,000	125	0.000	10.7	20.0	1.5	1.2	24,900	19	20	16	17	19	20	16	16	16	16	16	16	4	6	15		60		1	1	1						
	14	90,554	5.7	85,674	85,674	79,988	4,156	1,530	72	4.6	0.0	1,100	125	0.000	12.1	20.0	1.5	0.4	24,900	20	20	19	20	21	22	16	16	16	16	16	16	13		15		60					1	1	1			
	15	94,880	10.3	86,046	86,046	81,530	3,496	1,020	72	4.7	0.0	1,300	125	0.000	13.7	20.0	1.5	0.5	25,100	21	18	18	14	20	17	16	16	16	16	16	16		12	10		60									1	1
	16	93,528	7.9	86,696	86,696	81,500	3,666	1,530	72	4.8	0.0	1,000	125	0.000	10.7		1.4	0.0	25,000	18	20	17	17	17	21	16	16	16	16	16	16	12		15		60		1	1	1						
	17	90,039	3.6	86,936	86,936	81,250	4,156	1,530	68	4.8	0.0	1,000	125	0.000	11.1	15.0	1.4	1.3	25,000	19	16	23	19	18	19	16	16	16	16	16	16	7	6	15		60					1	1	1			
	18	95,587	9.1	87,640	87,640	82,104	4,516	1,020	74	4.7	0.0	1,300	125	0.000	13.6	20.0	1.4	0.5	25,200	17	18	20	15	20	22	16	16	16	16	16	16	8	6	10		40									1	1
	19	95,501	8.5	87,991	87,991	82,531	3,930	1,530	82	4.7	0.0	1,200	125	0.000	12.6	20.0	1.4	1.0	25,600	20	19	19	21	20	19	16	16	16	16	16	16	7	6	15		60		1	1	1						
	20	94,955	3.9	91,407	87,251	81,565	4,156	1,530	59	4.6	0.0	1,100	125	0.000	11.6	15.0	1.4	0.8	25,400	20	15	19	18	18	20	16	16	16	16	16	16	6	7	15		60					1	1	1			
	21	95,783	9.2	87,707	87,707	82,511	4,176	1,020	61	4.6	0.0	1,300	125	0.000	13.6	15.0	1.4	0.5	25,200	19	18	20	15	19	18	16	16	16	16	16	16	6	5	10		40									1	1
	22	94,457	9.5	86,284	86,284	81,328	3,426	1,530	61	4.6	0.0	1,200	125	0.000	12.7	15.0	1.4	0.5	26,000	21	21	18	21	19	21	16	16	16	16	16	16	6	5	15		60		1	1	1						
	23	95,400	9.7	86,979	86,979	81,633	3,816	1,530		4.4	0.0	1,000	125	0.000	10.5		1.4	0.0	25,300	18	19	19	21	23	20	16	16	16	16	16	16	12		15							1	1	1			
	24	95,289	9.0	87,400	87,400	81,864	4,516	1,020	66	4.3	0.0	1,300	125	0.000	13.6	15.0	1.4	0.9	25,500	20	18	19	20	19	17	16	16	16	16	16	16	6	8	10		40									1	1
	25	94,552	8.1	87,446	87,446	82,160	3,756	1,530	67	4.3	0.0	1,200	125	0.000	12.7	15.0	1.4	1.0	25,300	20	18	23	18	23	20	16	16	16	16	16	16	6	6	15		60		1	1	1						
	26	93,772	6.6	87,982	87,982	81,976	4,476	1,530	60	4.2	0.0	900	125	0.000	9.6	10.0	1.4	0.6	26,300	18	24	20	23	19	21	16	16	16	16	16	16	5	9	15		60					1	1	1			
	27	94,432	10.3	85,611	85,611	80,755	3,836	1,020	67	4.2	0.0	800	125	0.000	8.5	15.0	1.5	0.6	25,200	21	20	19	20	18	18	16	16	16	16	16	16	5	7	10		40									1	1
	28	95,434	9.9	86,835	86,835	81,291	4,014	1,530	51	4.2	0.0	1,100	125	0.000	11.5	10.0	1.4	0.9	25,800	18	20	18	20	21	21	16	16	16	16	16	16	7	6	15		60		1	1	1						
Total		2,639,168	8.7	2,428,393	2,423,317	2,276,957	108,110	38,250	---	---	0.0	32,600	3,500	---	---	---	---	---	703,700	533	699	530	530	528	550	448	448	448	448	448	448	217	125	375	0	1,460	0		10	10	10	9	9	9	9	9
Max.		96,565	5.6	91,407	87,991	82,531	4,516	1,530	82	4.8	0.0	1,500	125	0.000	16.0	20.0	1.5	1.3	26,300	21	190	23	24	23	24	16	16	16	16	16	16	13	12	15	0	60	0									
Min.		90,039	5.4	85,412	85,498	79,988	3,136	1,020	48	4.2	0.0	800	125	0.000	8.5	10.0	1.4	0.0	24,200	16	14	14	14	15	17	16	16	16	16	16	16	4	4	10	0	40	0									
Ave.		94,256	8.7	86,728	86,547	81,320	3,861	1,366	66	4.5	0.0	1,164	125	0.000	12.3	16.4	1.4	0.6	25,132	19	25	19	19	19	20	16	16	16	16	16	16	8	7	13	###	54	###		2.8	2.8	2.8	3.1	3.1	3.1	3.1	3.1

Month	Day	Raw Water Amount (m^3/d)	Ratio of Loss (%)	Filtered Water (m^3/d)	Consumotion of Filtered Water (m^3/d)	Delivery of Distribution: To City (m^3/d)	Delivery of Distribution: To Thadeua (m^3/d)	Volume of Filter Wash-Drain (m^3/d)	Turbidity of Raw Water (NTU)	Water Level in Mekong (m)	Consuption of Chemicals: Polymer (kg/d)	Consuption of Chemicals: Alum (kg/d)	Consuption of Chemicals: Hypo (kg/d)	Dosing Rate of Chemicals: Polymer (Calcu.) (mg/l)	Dosing Rate of Chemicals: Alum (Calcu.) (mg/l)	Dosing Rate of Chemicals: Alum (Record) (mg/l)	Dosing Rate of Chemicals: Hypo (Calcu.) (mg/l)	Residual Chloline (ppm)	Consumption of Electricity (kWh)
Mar	1	90,269	3.4	87,259	87,259	81,573	4,156	1,530		4.3	0.0	900	125	0.000	10.0		1.4		25,700
	2	88,485	8.6	81,481	81,487	76,291	4,176	1,020	51	4.3	0.0	900	125	0.000	10.2	10.0	1.5	0.9	23,500
	3	94,727	9.6	86,442	86,442	81,246	3,666	1,530	61	4.3	0.0	1,000	125	0.000	10.6	20.0	1.4	1.1	25,500
	4	94,119	7.6	87,431	87,431	81,745	4,156	1,530	51	4.2	0.0	900	125	0.000	9.6	20.0	1.4	0.9	25,300
	5	95,307	9.3	87,234	86,724	81,528	4,176	1,020	52	4.2	0.0	700	125	0.000	7.3	10.0	1.4	0.8	25,500
	6	95,158	9.5	86,892	86,892	81,606	3,756	1,530	56	4.2	0.0	1,000	125	0.000	10.5	20.0	1.4	0.7	25,900
	7	91,918	5.2	87,337	87,237	81,551	4,156	1,530	72	4.2	0.0	1,200	125	0.000	13.1	15.0	1.4	0.6	26,000
	8	93,507	11.3	84,015	84,015	79,159	3,836	1,020	72	4.0	0.0	1,400	125	0.000	15.0	15.0	1.5	0.6	24,800
	9	87,840	4.8	83,842	83,842	78,556	3,756	1,530	72	4.1	0.0	1,200	125	0.000	13.7	15.0	1.5	0.7	24,600
	10	92,435	6.5	86,807	86,807	80,791	4,486	1,530		4.0	0.0	1,200	125	0.000	13.0		1.4	0.0	25,500
	11	94,389	8.8	86,724	86,724	80,848	4,856	1,020	35	4.0	0.0	700	125	0.000	7.4	10.0	1.4	0.5	25,000
	12	92,946	6.9	86,907	86,907	81,621	3,756	1,530	52	4.0	0.0	1,300	125	0.000	14.0	15.0	1.4	1.0	25,300
	13	92,969	6.8	87,019	87,019	81,333	4,156	1,530	38	4.0	0.0	1,000	125	0.000	10.8	15.0	1.4	0.2	25,600
	14	93,655	10.2	84,987	84,987	80,131	3,836	1,020	93	4.0	0.0	900	125	0.000	9.6	20.0	1.5	0.5	25,300
	15	93,825	9.9	85,345	85,345	80,755	3,060	1,530	49	4.0	0.0	900	125	0.000	9.6		1.5	0.6	25,500
	16	94,109	8.6	86,641	86,641	80,965	4,146	1,530		4.0	0.0	1,000	125	0.000	10.6		1.4	0.0	26,700
	17	96,011	10.8	86,673	87,673	82,817	3,836	1,020	68	4.0	0.0	700	125	0.000	7.3	20.0	1.4	0.6	26,500
	18	95,906	9.1	87,886	87,886	82,288	4,068	1,530	58	4.0	0.0	1,200	125	0.000	12.5	15.0	1.4	0.6	26,500
	19	94,583	9.9	86,071	86,982	81,976	3,476	1,530	58	4.0	0.0	1,200	125	0.000	12.7	20.0	1.5	0.7	26,200
	20	94,446	9.7	86,071	86,071	80,875	4,176	1,020	84	4.1	0.0	900	125	0.000	9.5	20.0	1.5	0.6	25,700
	21	93,824	8.7	86,342	86,342	81,146	3,666	1,530	65	4.1	0.0	1,300	125	0.000	13.9	15.0	1.4	0.8	25,800
	22	89,915	3.4	86,975	86,975	81,629	3,816	1,530		4.1	0.0	1,000	125	0.000	11.1		1.4	0.0	25,800
	23	93,066	8.0	86,136	86,136	80,600	4,516	1,020	65	4.1	0.0	1,200	125	0.000	12.9	15.0	1.5	0.6	25,200
	24	93,889	9.3	85,916	85,916	80,648	3,738	1,530	62	4.1	0.0	1,200	125	0.000	12.8	15.0	1.5	0.6	25,300
	25	91,115	5.4	86,413	86,413	81,067	3,816	1,530	46	4.0	0.0	1,000	125	0.000	11.0	15.0	1.4	0.4	26,100
	26		####		0	0				4.0				#DIV/0!	#DIV/0!		#DIV/0!		
	27		####		0	0				4.2				#DIV/0!	#DIV/0!		#DIV/0!		
	28		####		0	0				4.2				#DIV/0!	#DIV/0!		#DIV/0!		
	29		####		0	0				4.2				#DIV/0!	#DIV/0!		#DIV/0!		
	30		####		0	0				4.2				#DIV/0!	#DIV/0!		#DIV/0!		
	31		####		0	0				4.2				#DIV/0!	#DIV/0!		#DIV/0!		
Total		2,328,413	8.1	2,154,846	2,156,153	2,022,745	99,238	34,170	---	---	0.0	25,900	3,125	---	---	---	---	---	638,800
Max.		96,011	9.2	87,886	87,886	82,817	4,856	1,530	93	4.3	0.0	1,400	125	#DIV/0!	#DIV/0!	20.0	#DIV/0!	1.1	26,700
Min.		87,840	7.8	81,481	0	0	3,060	1,020	35	4.0	0.0	700	125	#DIV/0!	#DIV/0!	10.0	#DIV/0!	0.0	23,500
Ave.		93,137	8.1	86,194	69,553	65,250	3,970	1,367	60	4.1	0.0	1,036	125	#DIV/0!	#DIV/0!	16.0	#DIV/0!	0.6	25,552
TOTAL		7,894,575	7.0	7,375,349	7,372,981	6,929,002	329,229	114,750	---	---	0.0	107,400	10,500	---	---	---	---	---	2,117,800
MAX.		98,076	5.5	93,002	92,888	88,032	4,856	1,530	369	6.4	0.0	2,900	125	#DIV/0!	#DIV/0!	35.0	#DIV/0!	1.6	26,700
MIN.		0	####	0	0	0	0	0	0	0.0	0.0	0	0	#DIV/0!	#DIV/0!	0.0	#DIV/0!	0.0	0
AVE.		93,983	7.0	87,802	20,200	18,984	3,919	1,366	88	1.1	0.0	1,279	125	#DIV/0!	#DIV/0!	17.2	#DIV/0!	0.7	25,212

Month	Day	Running Hour of Pump Worked: Raw Water Intake Pump (h) 1	2	3	4	5	6	Distribution Pump (h) To City 1	2	3	4	5	6	To Thadeua 1	2	Air Blow (min) 1	2	Back Wash (min) 1	2	Cleaning of Sed. Basin	Frequency of Filter Washing 1	2	3	4	5	6	7	8
Mar	1	22	24	22	21	19	17	16	16	16	16	16	16	7	5	15		60						1	1	1		
	2	16	17	19	13	22	19	16	16	16	16	16	16	8	5	10		40									1	1
	3	16	16	22	20	20	20	16	16	16	16	16	16	6	6	15		60			1	1	1					
	4	18	23	20	17	20	16	16	16	16	16	16	16	7	6	15		60						1	1	1		
	5	21	19	19	19	17	21	16	16	16	16	16	16	7	6	10		60									1	1
	6	18	21	21	16	22	22	16	16	16	16	16	16	12		15		60			1	1	1					
	7	20	20	21	21	20	21	16	16	16	16	16	16	13		15		60						1	1	1		
	8	18	22	17	17	18	21	16	16	16	16	16	16	7	5	10		40									1	1
	9	18	17	18	16	19	22	16	16	16	16	16	16	12		15		60			1	1	1					
	10	18	21	20	19	18	22	16	16	16	16	16	16	14		15		60						1	1	1		
	11	17	21	19	15	20	19	16	16	16	16	16	16	15		10		40									1	1
	12	18	22	20	21	19	16	16	16	16	16	16	16	12		15		60			1	1	1					
	13	20	24	21	21	17	21	16	16	16	16	16	16	13		15		60						1	1	1		
	14	18	21	18	20	20	20	16	16	16	16	16	16	12		10		40									1	1
	15	22	22	24	23	23	22	16	16	16	16	16	16	11		15		60			1	1	1					
	16	24	24	24	19	22	24	16	16	16	16	16	16	13		15		60						1	1	1		
	17	20	24	21	19	24	22	16	16	16	16	16	16	11		10		40									1	1
	18	22	22	22	22	22	22	16	16	16	16	16	16	13		15		60			1	1	1					
	19	19	22	21	20	21	23	16	16	16	16	16	16	13		15		60						1	1	1		
	20	22	22	21	14	22	19	16	16	16	16	16	16	13		10		60									1	1
	21	20	19	23	24	23	23	16	16	16	16	16	16	12		15		60			1	1	1					
	22	21	23	21	20	20	22	16	16	16	16	16	16	12		15		60						1	1	1		
	23	20	19	19	19	19	20	16	16	16	16	16	16	14		10		40									1	1
	24	17	21	19	21	20	24	16	16	16	16	16	16	12		15		60			1	1	1					
	25	21	24	20	21	22	20	16	16	16	16	16	16	12		15		60						1	1	1		
	26																											
	27																											
	28																											
	29																											
	30																											
	31																											
Total		486	530	512	478	509	518	400	400	400	400	400	400	281	33	335	0	1,380	0		8	8	8	9	9	9	8	8
Max.		24	24	24	24	24	24	16	16	16	16	16	16	15	6	15	0	60	0									
Min.		16	16	17	13	17	16	16	16	16	16	16	16	6	5	10	0	40	0									
Ave.		19	21	20	19	20	21	16	16	16	16	16	16	11	6	13	###	55	###		3.9	3.9	3.9	3.4	3.4	3.4	3.9	3.9
TOTAL		1,586	1,825	1,636	1,453	1,618	1,660	1,344	1,344	1,344	1,344	1,344	1,344	760	283	1,125	0	4,500	0		28	28	28	28	28	28	28	28
MAX.		24	190	24	24	24	24	16	16	16	16	16	16	15	12	15	0	60	0									
MIN.		0	0	0	0	0	0	0	0	0	0	0	0	0	0	0	0	0	0									
AVE.		19	22	19	18	19	20	16	16	16	16	16	16	9	6	13	###	54	###		13.0	13.0	13.0	13.0	13.0	13.0	13.0	13.0

Annual Average Raw Water, Filtered Water and Loss in the Plant (1983-2002)

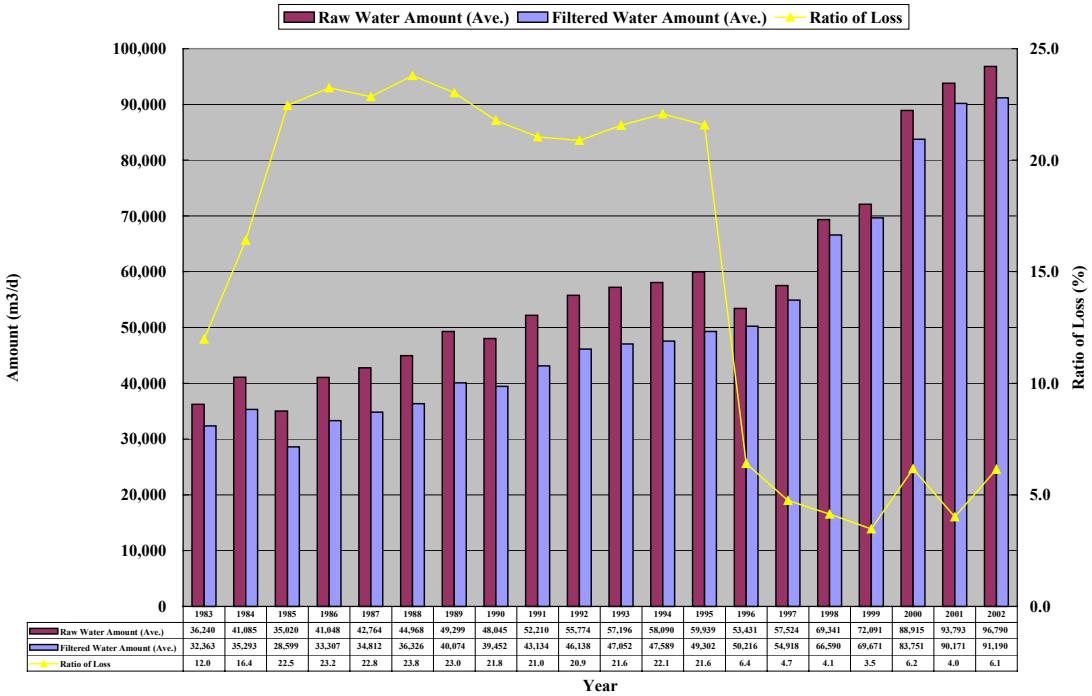

	1983	1984	1985	1986	1987	1988	1989	1990	1991	1992	1993	1994	1995	1996	1997	1998	1999	2000	2001	2002
Raw Water Amount (Ave.)	36,240	41,085	35,020	41,048	42,764	44,968	49,299	48,045	52,210	55,774	57,196	58,090	59,939	53,431	57,524	69,341	72,091	88,915	93,793	96,790
Filtered Water Amount (Ave.)	32,363	35,293	28,599	33,307	34,812	36,326	40,074	39,452	43,134	46,138	47,052	47,589	49,302	50,216	54,918	66,590	69,671	83,751	90,171	91,190
Ratio of Loss	12.0	16.4	22.5	23.2	22.8	23.8	23.0	21.8	21.0	20.9	21.6	22.1	21.6	6.4	4.7	4.1	3.5	6.2	4.0	6.1

Monthly Average Raw Water, Filtered Water and Loss in the Plant (2002)

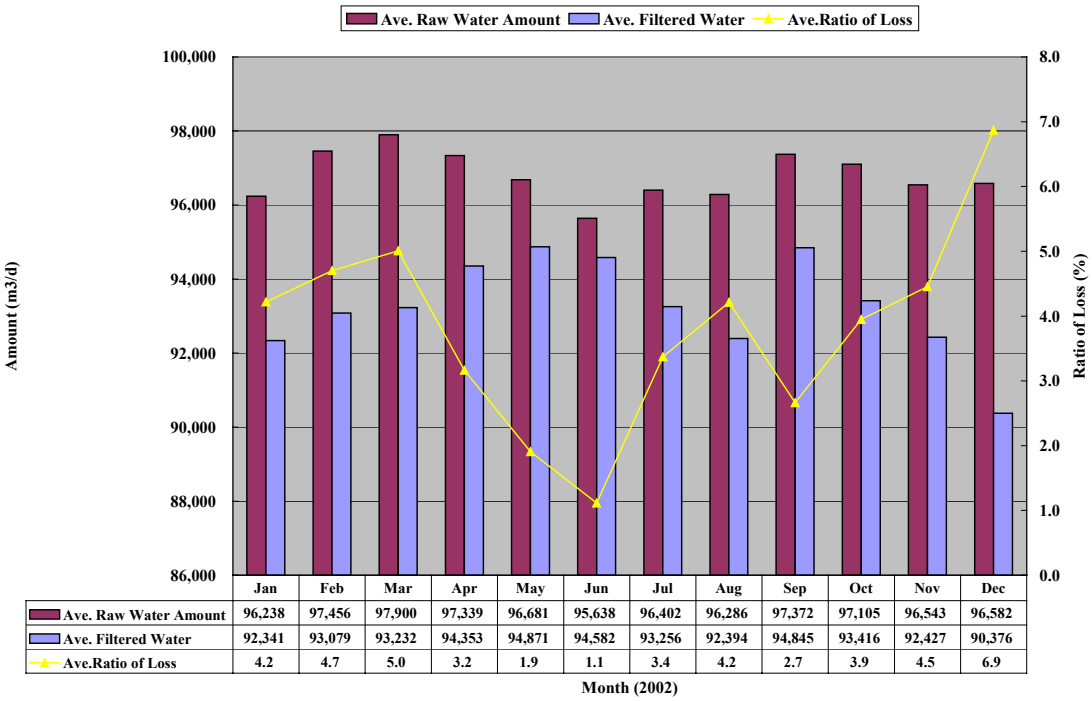

	Jan	Feb	Mar	Apr	May	Jun	Jul	Aug	Sep	Oct	Nov	Dec
Ave. Raw Water Amount	96,238	97,456	97,900	97,339	96,681	95,638	96,402	96,286	97,372	97,105	96,543	96,582
Ave. Filtered Water	92,341	93,079	93,232	94,353	94,871	94,582	93,256	92,394	94,845	93,416	92,427	90,376
Ave.Ratio of Loss	4.2	4.7	5.0	3.2	1.9	1.1	3.4	4.2	2.7	3.9	4.5	6.9

Monthly Average Filtered Water and Distribution Water (2002)

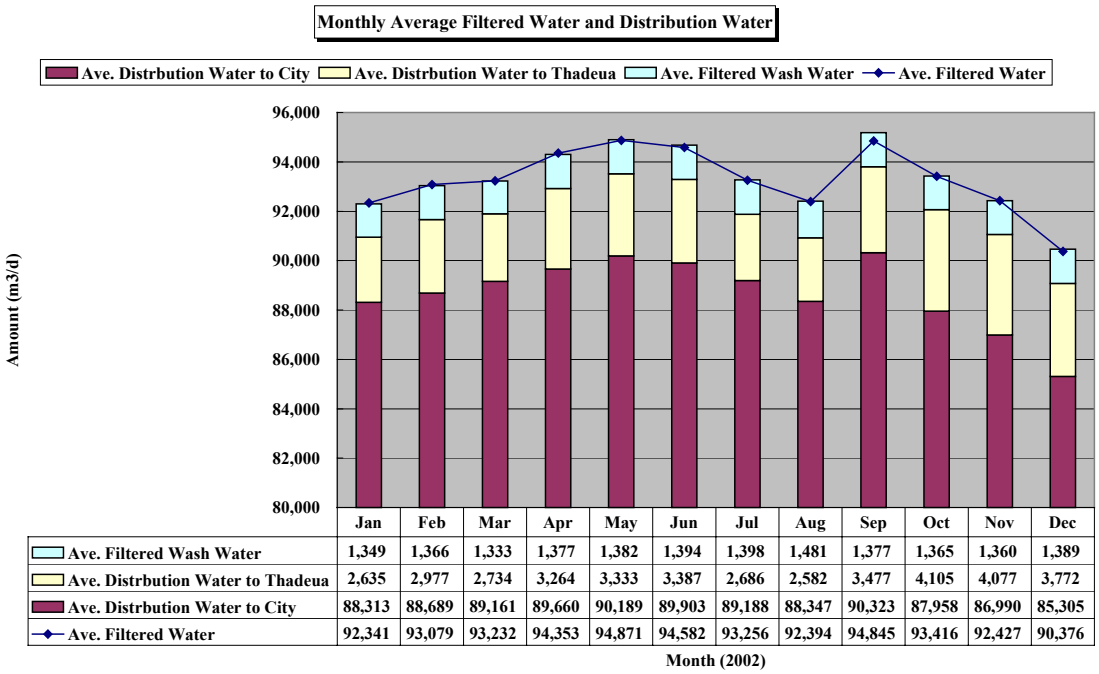

	Jan	Feb	Mar	Apr	May	Jun	Jul	Aug	Sep	Oct	Nov	Dec
Ave. Filtered Wash Water	1,349	1,366	1,333	1,377	1,382	1,394	1,398	1,481	1,377	1,365	1,360	1,389
Ave. Distrbution Water to Thadeua	2,635	2,977	2,734	3,264	3,333	3,387	2,686	2,582	3,477	4,105	4,077	3,772
Ave. Distrbution Water to City	88,313	88,689	89,161	89,660	90,189	89,903	89,188	88,347	90,323	87,958	86,990	85,305
Ave. Filtered Water	92,341	93,079	93,232	94,353	94,871	94,582	93,256	92,394	94,845	93,416	92,427	90,376

Correlation between Raw Water Turbidity and Polymer Usage (2002)

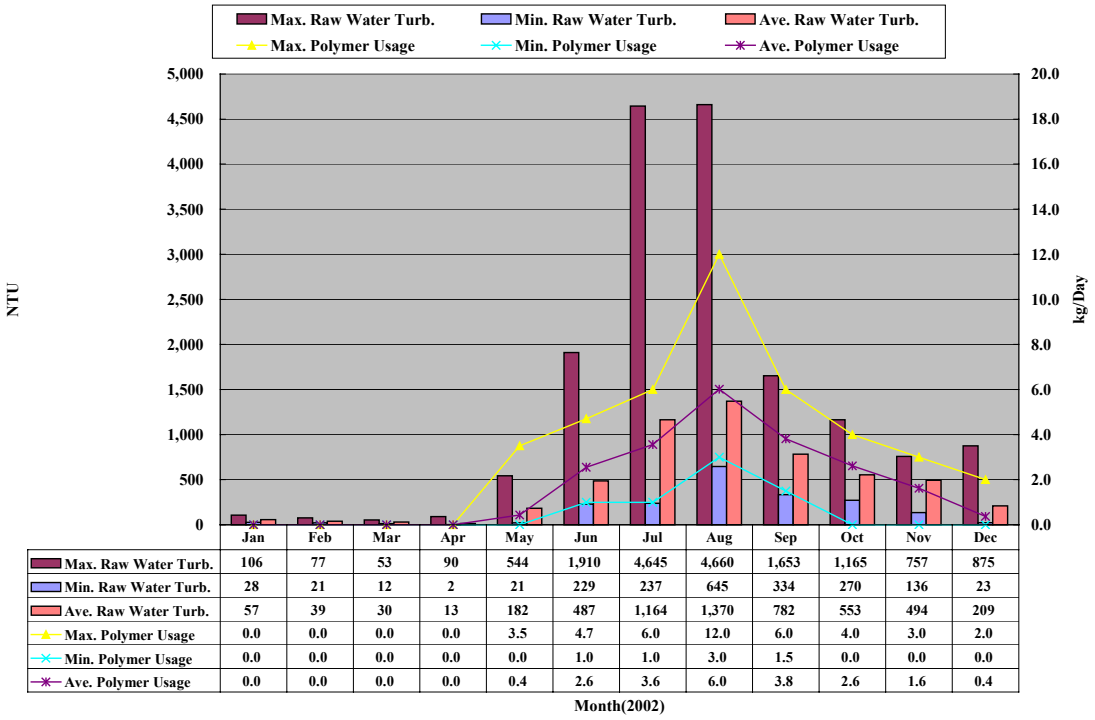

	Jan	Feb	Mar	Apr	May	Jun	Jul	Aug	Sep	Oct	Nov	Dec
Max. Raw Water Turb.	106	77	53	90	544	1,910	4,645	4,660	1,653	1,165	757	875
Min. Raw Water Turb.	28	21	12	2	21	229	237	645	334	270	136	23
Ave. Raw Water Turb.	57	39	30	13	182	487	1,164	1,370	782	553	494	209
Max. Polymer Usage	0.0	0.0	0.0	0.0	3.5	4.7	6.0	12.0	6.0	4.0	3.0	2.0
Min. Polymer Usage	0.0	0.0	0.0	0.0	0.0	1.0	1.0	3.0	1.5	0.0	0.0	0.0
Ave. Polymer Usage	0.0	0.0	0.0	0.0	0.4	2.6	3.6	6.0	3.8	2.6	1.6	0.4

Correlation between Raw Water Turbidity and Polymer Dosing Rate (Calculation)(2002)

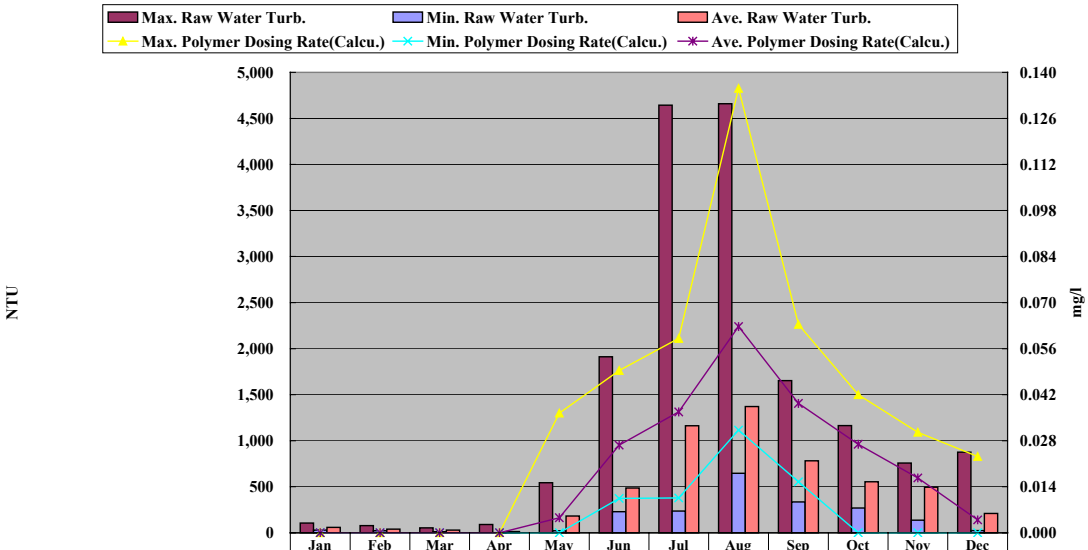

	Jan	Feb	Mar	Apr	May	Jun	Jul	Aug	Sep	Oct	Nov	Dec
Max. Raw Water Turb.	106	77	53	90	544	1,910	4,645	4,660	1,653	1,165	757	875
Min. Raw Water Turb.	28	21	12	2	21	229	237	645	334	270	136	23
Ave. Raw Water Turb.	57	39	30	13	182	487	1,164	1,370	782	553	494	209
Max. Polymer Dosing Rate(Calcu.)	0.000	0.000	0.000	0.000	0.036	0.049	0.059	0.135	0.063	0.042	0.031	0.023
Min. Polymer Dosing Rate(Calcu.)	0.000	0.000	0.000	0.000	0.000	0.010	0.011	0.031	0.016	0.000	0.000	0.000
Ave. Polymer Dosing Rate(Calcu.)	0.000	0.000	0.000	0.000	0.005	0.027	0.037	0.063	0.039	0.027	0.017	0.004

Month(2002)

Correlation between Raw Water Turbidity and Alum Usage (2002)

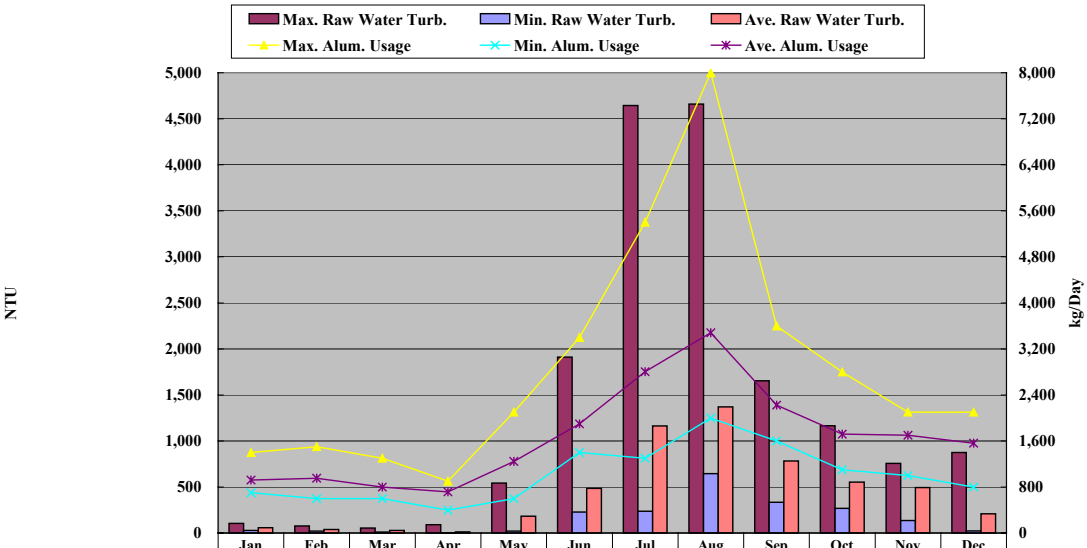

	Jan	Feb	Mar	Apr	May	Jun	Jul	Aug	Sep	Oct	Nov	Dec
Max. Raw Water Turb.	106	77	53	90	544	1,910	4,645	4,660	1,653	1,165	757	875
Min. Raw Water Turb.	28	21	12	2	21	229	237	645	334	270	136	23
Ave. Raw Water Turb.	57	39	30	13	182	487	1,164	1,370	782	553	494	209
Max. Alum. Usage	1,400	1,500	1,300	900	2,100	3,400	5,400	8,000	3,600	2,800	2,100	2,100
Min. Alum. Usage	700	600	600	400	600	1,400	1,300	2,000	1,600	1,100	1,000	800
Ave. Alum. Usage	923	954	800	717	1,245	1,897	2,806	3,481	2,223	1,719	1,700	1,561

Month(2002)

Correlation between Raw Water Turbidity and Alum Dosing Rate (Calculation)(2002)

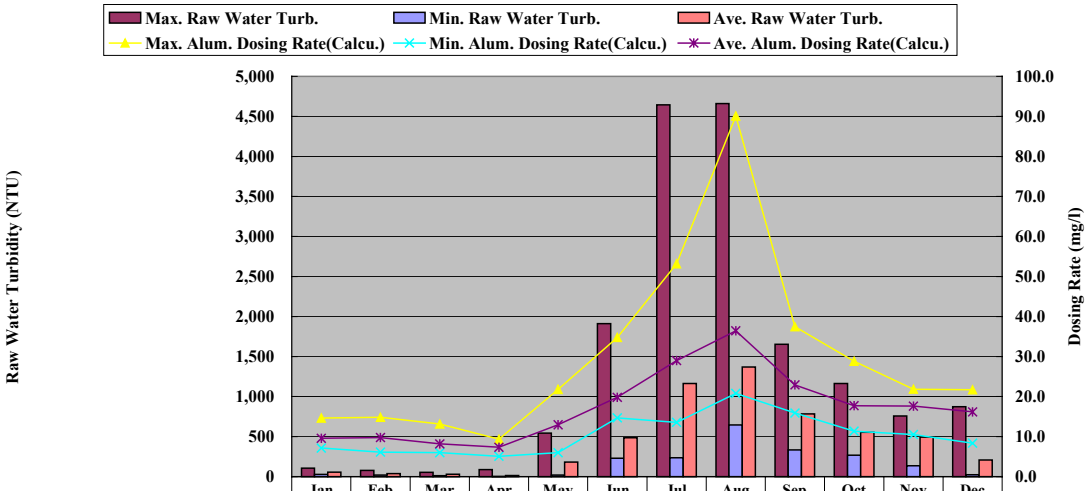

	Jan	Feb	Mar	Apr	May	Jun	Jul	Aug	Sep	Oct	Nov	Dec
Max. Raw Water Turb.	106	77	53	90	544	1,910	4,645	4,660	1,653	1,165	757	875
Min. Raw Water Turb.	28	21	12	2	21	229	237	645	334	270	136	23
Ave. Raw Water Turb.	57	39	30	13	182	487	1,164	1,370	782	553	494	209
Max. Alum. Dosing Rate(Calcu.)	14.7	14.8	13.1	9.4	21.8	34.7	53.2	90.1	37.5	28.8	21.8	21.7
Min. Alum. Dosing Rate(Calcu.)	7.2	6.1	6.0	5.1	6.0	14.7	13.6	20.8	15.9	11.4	10.5	8.4
Ave. Alum. Dosing Rate(Calcu.)	9.6	9.8	8.2	7.3	13.0	19.8	29.0	36.4	22.9	17.7	17.6	16.2

Month (2002)

Correlation between Raw Water Turbidity and Alum Dosing Rate (Record)(2002)

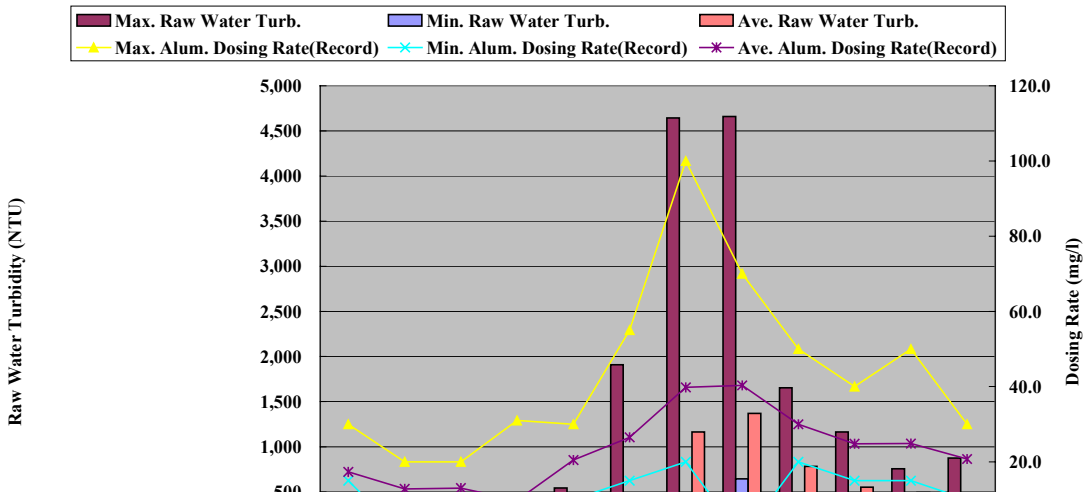

	Jan	Feb	Mar	Apr	May	Jun	Jul	Aug	Sep	Oct	Nov	Dec
Max. Raw Water Turb.	106	77	53	90	544	1,910	4,645	4,660	1,653	1,165	757	875
Min. Raw Water Turb.	28	21	12	2	21	229	237	645	334	270	136	23
Ave. Raw Water Turb.	57	39	30	13	182	487	1,164	1,370	782	553	494	209
Max. Alum. Dosing Rate(Record)	30.0	20.0	20.0	31.0	30.0	55.0	100.0	70.0	50.0	40.0	50.0	30.0
Min. Alum. Dosing Rate(Record)	15.0	0.0	0.0	0.0	10.0	15.0	20.0	0.0	20.0	15.0	15.0	10.0
Ave. Alum. Dosing Rate(Record)	17.3	12.8	13.0	9.8	20.5	26.5	39.8	40.4	30.0	24.8	24.8	20.7

Month (2002)

5. RECORD ON POWER FAILURE IN TREATMENT PLANTS

Record on Power Failure in Treatment Plants

Year	Month	Period of Time on Power Failure					
		Kaolieo Treatment Plant			Chinaimo Treatment Plant		
		Hour	Minute	Remark	Hour	Minute	Remark
2000	Feb		15				
	Mar		05				
	May	2	26				
	Jun	3	28				
	Jul	4	06				
	Aug	3	20				
	Sep	1	30				
	Oct	2	45				
	Total	**17**	**55**				
2001	Feb		10				
	Mar		20			55	2 times(15min&40min)
	Apr	7	02			15	2 times(10min&5min)
	May	2	30			45	
	Jun	1	40				
	Jul	1	45			15	
	Aug		05		1	45	5 times(5min - 60min)
	Sep		15			10	
	Oct		05		1	25	
	Dec					05	
	Total	**13**	**52**		**5**	**35**	
2002	Jan					15	
	Feb		05		3		2 times(15min&165min)
	Mar				1	11	2 times(25min&46min)
	Apr	2	55			45	4 times(5min - 30min)
	May		52			25	4 times(5min – 10min)
	Jun		18			05	
	Jul		45				
	Aug						
	Sep	1	15			15	
	Oct	1	05		1	20	3 times(5min – 60min)
	Nov						
	Dec		48				
	Total	**6**	**03**		**7**	**16**	

6. RECORDS ON FLOW MEASUREMENT SURVEY OF TREATMENT PLANTS

KAOLIEO

TREATMENT PLANT

Flow Measurement of Intake Tower's Pump

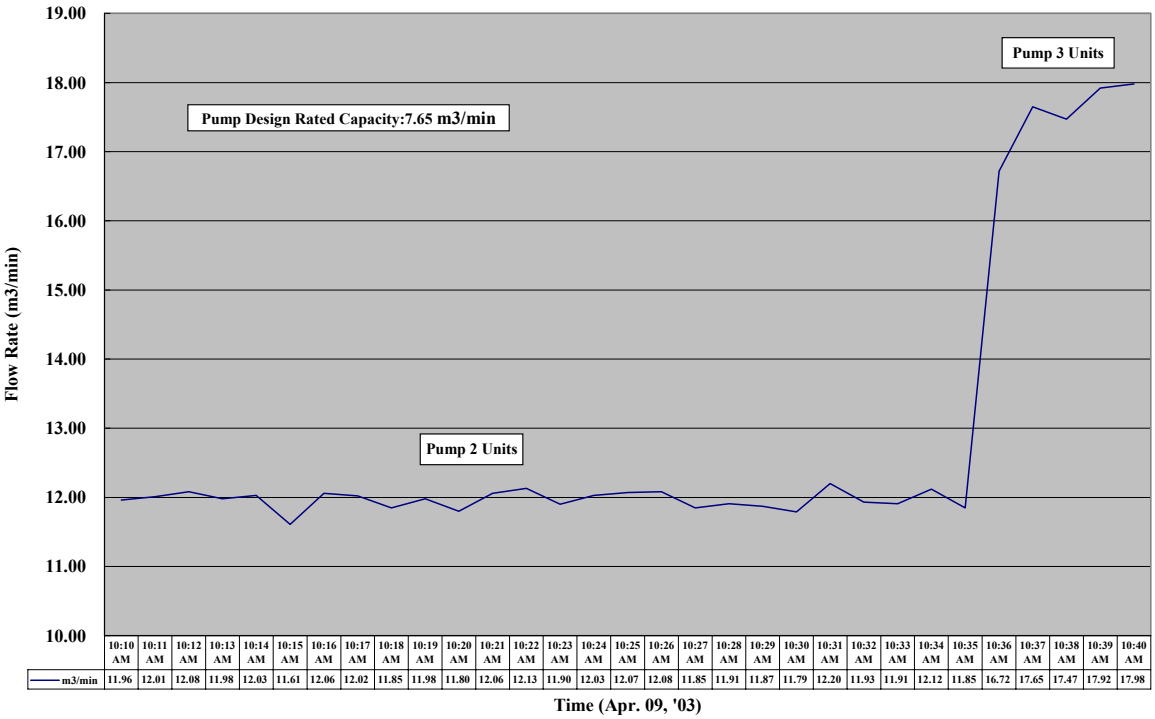

	10:10 AM	10:11 AM	10:12 AM	10:13 AM	10:14 AM	10:15 AM	10:16 AM	10:17 AM	10:18 AM	10:19 AM	10:20 AM	10:21 AM	10:22 AM	10:23 AM	10:24 AM	10:25 AM	10:26 AM	10:27 AM	10:28 AM	10:29 AM	10:30 AM	10:31 AM	10:32 AM	10:33 AM	10:34 AM	10:35 AM	10:36 AM	10:37 AM	10:38 AM	10:39 AM	10:40 AM
m3/min	11.96	12.01	12.08	11.98	12.03	11.61	12.06	12.02	11.85	11.98	11.80	12.06	12.13	11.90	12.03	12.07	12.08	11.85	11.91	11.87	11.79	12.20	11.93	11.91	12.12	11.85	16.72	17.65	17.47	17.92	17.98

Flow Measurement of Distribution Pump

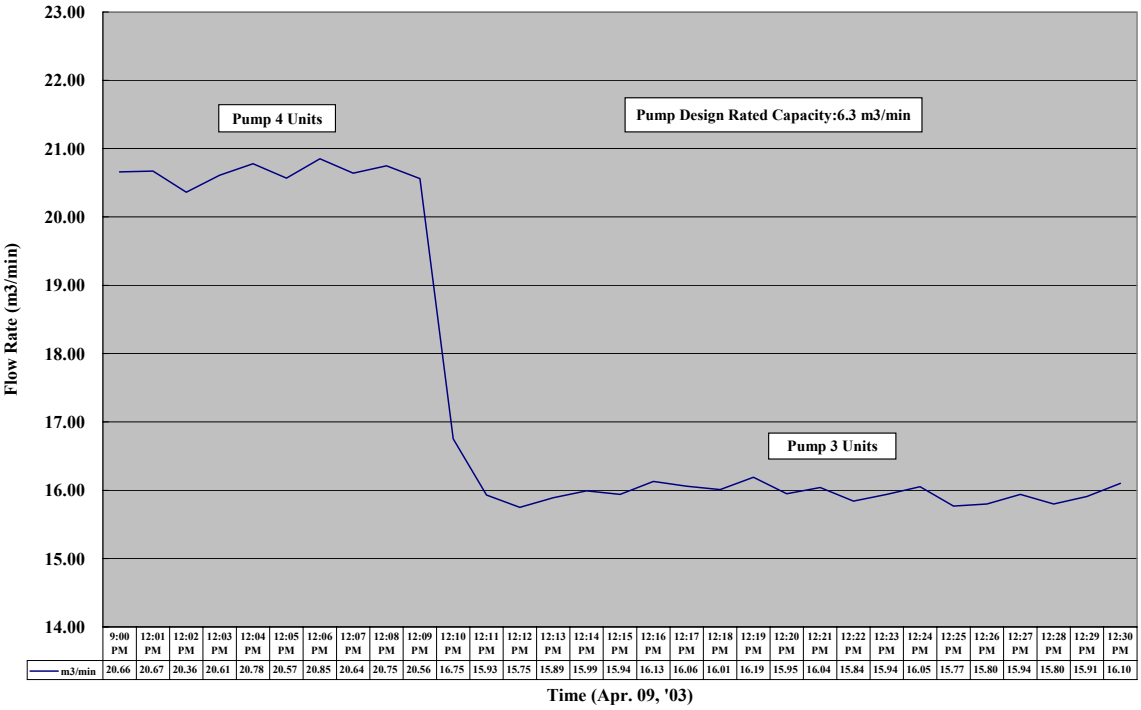

	9:00 PM	12:01 PM	12:02 PM	12:03 PM	12:04 PM	12:05 PM	12:06 PM	12:07 PM	12:08 PM	12:09 PM	12:10 PM	12:11 PM	12:12 PM	12:13 PM	12:14 PM	12:15 PM	12:16 PM	12:17 PM	12:18 PM	12:19 PM	12:20 PM	12:21 PM	12:22 PM	12:23 PM	12:24 PM	12:25 PM	12:26 PM	12:27 PM	12:28 PM	12:29 PM	12:30 PM
m3/min	20.66	20.67	20.36	20.61	20.78	20.57	20.85	20.64	20.75	20.56	16.75	15.93	15.75	15.89	15.99	15.94	16.13	16.06	16.01	16.19	15.95	16.04	15.84	15.94	16.05	15.77	15.80	15.94	15.80	15.91	16.10

CHINAIMO

TREATMENT PLANT

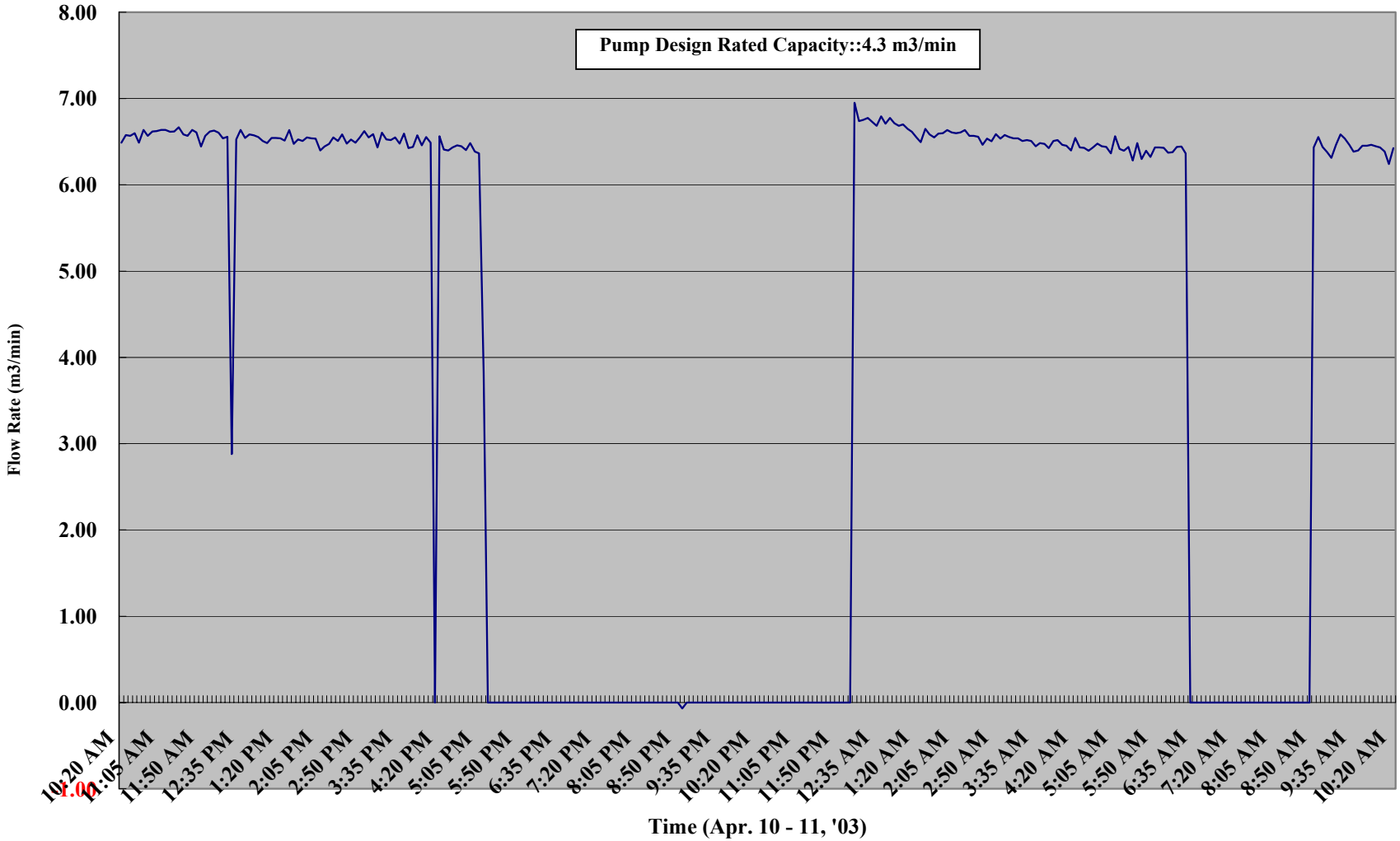

Flow Measurement of Distribution Pump to Thadeua