













**LEGEND**

 MUSI RIVER BASIN BOUNDARY	 REGENCY BOUNDARY
 MAIN ROAD	 RAIL WAY
 ROAD	 PROVINCIAL CAPITAL
 RIVER	 REGENCY CAPITAL
 PROVINCE	 CITY



THE STUDY ON COMPREHENSIVE WATER MANAGEMENT OF MUSI RIVER BASIN



CTI Engineering International Co., Ltd.



NIKKEN Consultants, Inc.

Annex G4.3.1

NAM Calibration Sub-Catchments