

付 属 資 料

1. 開発課題マトリックス案
2. PCM ワークショップサイト選定 主要教育指標
3. 教育省(DepEd)組織図
4. 高等教育委員会(CHED)組織図
5. 科学技術省(DOST)組織図
6. Province 別初等教育指標
7. 訪れた小学校プロフィール
 - 7 - 1 Talisay 小学校
 - 7 - 1 - 1 プロファイル
 - 7 - 1 - 2 PCM ワークショップ
 - 7 - 2 Daanghari 小学校
 - 7 - 3 Iglau-an 小学校
8. Province 別中等教育指標
9. 訪れた高校プロフィール
 - 9 - 1 Negros Occidental 高校
 - 9 - 1 - 1 プロファイル
 - 9 - 1 - 2 PCM ワークショップ
 - 9 - 2 Western Bicutan 高校
10. 初等教育における主なドナー協力状況
11. 中等、就学前、ノンフォーマル教育(NFE)における主なドナー協力状況
12. 主なドナーが支援している Division
13. 教育施設(初等)に対する各ドナーの援助状況
14. 教科書配布(初等)に対する各ドナーの援助状況
15. トレーニング(初等)に対する各ドナーの援助状況
16. マネージメント(初等)に対する各ドナーの援助状況
17. 中等教育に対する各ドナーの援助状況
18. 就学前教育(ECDP)に対する各ドナーの援助状況
19. 収集資料リスト

フィリピン国初等中等教育セクターにおける開発課題マトリクス (案)

| 援助重点分野 (サブセクター) | 現状と課題 | 開発の優先と教育 | 持続可能な発展の方向性 (開発課題) | 国別開発戦略の進捗状況 | ドナーの協力状況 | 日本の財政的協力状況 | フィリピン側のニーズ | 日本側の実施可能性 | 国が取り組むべき 開発課題 | 加入国がプログラムを 実施するべき内容 |
|----------------------|--|---|--|--|--|--|---|--|----------------------------------|---|
| 初等中等教育への就学促進 | <p>1. 初等教育ではEFA (Education For All) を達成しつつあるが、中等教育では未だ約3割の子供が学校教育にアクセスできていない。(初等教育: 総就学率96%、総就学率118%、中等教育: 総就学率72%、総就学率76%)</p> <p>2. 新規入学者が多く、その約7割が8歳以上の児童である。(初等教育: 総入学者139%、純入学者72%・98)</p> <p>3. 統計上は小学校の教室数は足りているが、現実に施設・設備等の学習環境が整った学校に児童が集中する傾向にあり(特に都市部)、結果として教室が不足している。高校は統計上も実際も大幅に不足している。なお、教育省は全国で73,000教室が不足していると試算している。(小学校: 59.6人/教室<国家基準45人/教室、高校39.17人/教室>国家基準45人/教室)</p> <p>4. 統計上、教員は小・高校とも足りているが、現実に児童・生徒の増加に教員の配属が間に合っていない。(小学校: 38.96人/教員、高校: 36人/教員<国家基準45人/教員)</p> | <p>1. 高校の未整備</p> <p>2-1. 入学年齢の引き下げ (7歳→6歳)</p> <p>2-2. 小学校入学の遅れ</p> <p>3-1. 激しい人口増加 (増加率2.32%・195センチパス)に伴う就学人口の増加 ('90-'00年平均就学増加率2.12%)</p> <p>3-2. 農村部から都市部への人口流入</p> <p>3-3. 学区制の未採用と子どもの「教育を受ける権利」の遵守に起因する受入児童の抑制不可</p> <p>3-4. 学校間の学習環境整備状況の格差</p> <p>3-5. 高校の未整備</p> <p>4-1. 激しい人口増加に伴う就学人口の増加</p> <p>4-2. 不確実な教員需給予想</p> <p>4-3. 教育予算の不足 (経常支出が教員給与が約9割)</p> | <p>1-1. 適正な需給予測</p> <p>1-2. 高校整備</p> <p>2. 入学情報の徹底周知</p> <p>3-1. 人口抑制</p> <p>3-2. 都市整備計画の見直し</p> <p>3-3. 学区制の導入</p> <p>3-4. 学校施設・整備</p> <p>3-5. 高校整備</p> <p>4-1. 人口抑制</p> <p>4-2. 教員需給分析</p> <p>4-3. 教育予算の不足</p> | <p>1-1. 中期開発計画の中で全てのバランガイに1つの小学校を建設することを公表している。</p> <p>1-2. 政府は全ての就学年齢児童から2km及び1時間以内のアクセスで学校を建設しようとしている。</p> <p>2. 児童・生徒の通学校では2部制・3部制が導入されている。</p> <p>4. 教育省が雇用する教員以外にも、地方自治体(LGU)が臨時職員を採用し、学校に教員として派遣するといった措置で教員不足に対応している。</p> | <p>・WB/JBIC: Third Elementary Education Project (TEEP:1997-2004)</p> <p>→小学校建設、校舎補修</p> <p>・ADB/JBIC: Secondary Education Development and Improvement Project (SEDP:2000-2006)</p> <p>→高校建設、校舎補修</p> | <p>・信託資金協力「第6次教育施設拡充計画」(2002-2004)</p> <p>→対象1行政地域 (RegionIV) に計425教室 (76校) を増築</p> | <p>○教育統計の整備</p> <p>○低コストで多数の学校建設</p> <p>○教員養成課程の改善</p> | <p>○スクールマッピング</p> <p>○EMIS (Education Management Information System) の拡充</p> <p>○高校および就学人口過密地域を対象とする学校建設</p> <p>△教員養成・採用計立案に必要な研修機会の提供</p> | <p>・学校の収容能力の向上</p> <p>学校整備計画</p> | <p>1. スクールマッピング</p> <p>・教育基本統計指標の整備</p> <p>・施設・設備状況の把握</p> <p>・コミュニティ層況の把握</p> <p>・質素な潜在需要の予測</p> <p>・スクールマップ (GISデータベース) の作成</p> <p>・EMISへの情報の組み込み</p> <p>2. 学校/教室施設 (備品の供与を含む)</p> <p>・建設基準の設定</p> <p>・対象校と必要教員数の決定</p> <p>・基本設計作成と建設コスト算定</p> <p>・建設計画立案と計費の実施管理</p> <p>・住民組織化と維持管理システムの構築</p> |
| 子どもを取り巻く教育環境の改善 | <p>1. 一旦小学校に入学するものの、中途退学者が多く(特に小学校1-2年生退学者と4-5年生退学者)、児童の3割強は初等教育課程を修了しない。高校ではこの割合が高く、過半数が初等教育課程を修了しない。(初等教育修了率66%、中途退学率7.2%、中等教育修了率48%、中途退学率8.7%)</p> <p>2. 校舎の老朽化が進行している。</p> <p>3. トイレ (国家基準1ブース/50人) や上下水道など水廻りを中心とした設備が不足しており、その維持管理にも問題がみられる。</p> <p>4. 机やイス等の備品が不足している。</p> <p>5. 都市部の学校に外部者が容易に侵入できると、治安面に問題がみられる。</p> | <p>1-1. 教授習得 (英語とフィリピン語→タガログ語) と児童の母語との違いに起因する授業内容の理解不足</p> <p>1-2. 国策としての英語習得の奨励</p> <p>1-3. 過疎地での不完全学校 (1~4学年) から完全学校 (1~6学年) への経済的・物理的なアクセス難</p> <p>1-4. 児童の栄養状況の悪さに起因する授業への集中不可と欠席</p> <p>2-1. 補修に必要な学校予算の確保</p> <p>2-2. 不適切な維持管理</p> <p>3-1. 就学者増加に伴う設置基準の未遵守</p> <p>3-2. 用務員に任せっきりの維持管理体制</p> <p>3-3. 就学者の増加</p> <p>4. 購入に必要な予算の不足</p> <p>5. 治安対策の不備</p> | <p>1-1/1-2. 二言語教育</p> <p>1-3. 不完全学校の解消</p> <p>1-4. 学校給食</p> <p>2-1. 学校予算の整備</p> <p>2-2. 学校運営・管理の強化</p> <p>3-1. トイレ等の設置基準の遵守徹底</p> <p>3-2. 学校運営・管理の強化</p> <p>4. 学校予算の整備</p> <p>5. 学校運営・管理の強化</p> | <p>1-1. 二言語教育プログラムを試験的に15のRegionで実施、効果を上げている。</p> <p>1-2-1. 1987年憲法により、初・中等教育の無償化が決定。</p> <p>1-2. 2. 政府は奨学金 (Education Service Contracting Scheme) を公立学校に入学を許されざるを得なかった生徒へ供与している。ただし、貧困家庭優先ではない。</p> <p>1-4. Parent-Teacher Programによって親が学校で給食を作り、児童の栄養状況改善に努めている。</p> | <p>・信託資金協力「第6次教育施設拡充計画」(2002-2004)</p> <p>→対象1行政地域 (RegionIV) に計425教室 (76校) を増築</p> | <p>○二言語教育の拡充</p> <p>○不完全学校の完全学校化</p> <p>○学校給食の拡充</p> <p>○備品の整備</p> <p>△危機管理体制の確立</p> | <p>△二言語教科書の供与</p> <p>○不完全学校での高学年学級の整備</p> <p>○学校給食に必要な器具や物資の供与</p> <p>○備品の供与</p> <p>△学校運営・管理の強化</p> | <p>・不完全学校の解消を中心とする教育環境の整備</p> | | |
| 教育システムの弾力化 | <p>1. 家の仕事の手伝いや通学距離の関係で遅刻してしまい、1~2時間目にあたる授業に参加することができない児童、生徒が存在する。</p> <p>2. 中選考はPhilippine Education Placement Testを通じて学校教育へ戻ることができる。</p> | <p>1-1. 2部制・3部制に伴う授業開始時間の早き (am 5:30から授業を開始する学校も存在する)</p> <p>1-2. 画一的・固定的な時間割 (毎日同じ時間割)</p> <p>2. 受検機会確保</p> | <p>1-1. 学級数増大による2部制・3部制の解消</p> <p>1-2. 児童の生活の現状に即した時間割の設定</p> <p>2. 受検機会確保</p> | <p>1-1. 学級数増大による2部制・3部制の解消</p> <p>1-2. 児童の生活の現状に即した時間割の設定</p> <p>2. 受検機会確保</p> | <p>・WB/JBIC: TEEP (1997-2004)</p> <p>・ADB/JBIC: SEDIP (2000-2006)</p> | <p>○2部制・3部制の解消</p> <p>○大規模学級における教育方法の整備</p> | <p>○過密校における教室の増築</p> <p>○多数の児童・生徒を効果的・効果的に指導できる教育方法の開発・整備</p> | <p>・教室の増築による2部制・3部制の解消</p> | | |
| 子どものレディネス (学習準備) の向上 | <p>1. 小学校入学前の子どものほとんどが初等教育を受けていない。(就学前教育総就学率14%)</p> | <p>1. 幼稚園等の就学前教育機関の不足</p> | <p>1. 就学前教育の拡充</p> | <p>1. 就学前教育の拡充</p> | | | | | | |

| 評価項目分類 (サブカテゴリー) | 資料と内容 | 問題の発現と背景 | 問題解決のための方針 方向性 (解決課題) | 当該国政府の取組等の進捗状況 | ドナーの協力状況 | 日本政府の協力状況 | フィリピン側のニーズ | 日本側の実施可能性 | JICAが取り組むべき 留意事項 | JICA協力プログラムの 注目の点 | JICA協力プログラムの 具体的な支援内容 |
|-----------------------------|--|--|--|--|---|---|---|---|---------------------|----------------------|--|
| 初等 中等 教育の 質の 向上 | <p>1. 児童・生徒による学習内容の習熟度が低い。</p> <p>2. 教育者により教員研修が提供されない。</p> <p>3. 高校において理数系の専門性（特に物理と化学）を持つ教員が不足しており、教員の熟練科目と指導科目のミスマッチが起きている。</p> <p>4. 教員のモチベーションおよび職業意識が低い。</p> <p>5. 教員の基礎的な知識・技術・能力が不足している。</p> <p>6. 本業業務以外の業務の強制により、総授業時間数が短縮される。</p> | <p>1-1. 主に教員に起因する授業の質の低さ</p> <p>1-2. 中等教育の急激な拡大</p> <p>2. 教育予算の不足（経常支出年教員給与が約9割）</p> <p>3-1. 低い給与水準による優秀な教員のリクルート難</p> <p>3-2. 中等教育の急激な拡大</p> <p>4-1. 低い給与水準</p> <p>4-2. 教育職種に關わらない画一的な給与体系</p> <p>5-1. 高等教育委員会(CHEI)の基準を満たさない教員養成機関（27%のみ満たす）</p> <p>5-2. 教員養成機関における私立校の優待（国公立：私立＝3：7）</p> <p>5-3. 教員養成校の学生の基礎的な能力の不足（卒業生の教員資格国家試験合格者率28%）</p> <p>6-1. 教員の地方レベルの選挙（3年毎）、中央レベルの選挙（6年毎）への選挙委員としての強制的な参加</p> <p>6-2. 選挙調査（5～10年毎）への調査員としての強制的な参加</p> | <p>1-1. 教員養成課程と教員研修の拡充</p> <p>1-2. 中等教育教員の増員</p> <p>2-1. 低コスト教員研修</p> <p>2-2. 教員研修に必要な予算の確保</p> <p>3-1. 給与水準の引上</p> <p>3-2. 理数科教員養成</p> <p>4-1. 給与水準の引上</p> <p>4-2. 給与算定基準の見直し</p> <p>5-1/5-2/5-3. 国立教員養成校の強化</p> <p>6. 教員の労働基準の遵守</p> | <p>2. 1987年憲法により国費予算に占める教育予算の割合が非常に高い。（26%）</p> <p>1-2/3. LGUs (Provincial School Boardsおよび Local School Board) は非営利教員の給与を支払っている。</p> <p>3. 理数系の学位取得希望者への奨学金供与の優先度を高くしている。</p> | <p>・WB/JBIC: TECP(1997-2004)</p> <p>・ADB/JBIC: SEDIP(2000-2006)</p> | <p>初中等理数科教員研修強化計画プロジェクト (2002-2005)</p> | <p>○教員養成課程の改善</p> <p>○低コスト教員研修の拡充</p> <p>○優秀な教員の確保</p> <p>△学校運営・管理の強化</p> | <p>○授業分析を含む学校教育状況調査の実施</p> <p>○教員養成校の包括的な改善</p> <p>○SBTP (School Based Training Program) の整備と段階的普及</p> <p>○教員養成・採用計画立案に必要な研修機会の提供</p> <p>△校長への研修機会の提供</p> | <p>・教員研修の拡充</p> | <p>教員能力向上計画</p> | <p>1. SBTP拡充計画の策定</p> <p>・従来のSBTPの成果（指導案等）の取組および分析</p> <p>・SBTP Knowledge-Baseの整備</p> <p>・SBTP関連マニュアルの整備</p> <p>・指導案集やモデル教材の作成</p> <p>・SBTP実施状況の拡大に依る計画作成</p> <p>2. 教員教育の一貫性の確保</p> <p>・教員研修（教員養成大学教職課程及び現職教員研修）計画策定</p> <p>・現職教員研修の機会を活用した教職課程大学院の研修</p> <p>・新任教員養成のための教職課程におけるSBTP研修活用の制度化</p> <p>・教職課程生徒のSBTPへの参加</p> |
| 教育方法（授業法）の改善と普及 | <p>1. 教員中心の一方通行の授業である。</p> <p>2. 授業での実験器具の利用方法や順序立てが適正でない。</p> <p>3. 授業での発問が不適切である。</p> <p>4. 授業での時間配分が非効率である。</p> <p>5. 特に遠隔地に多くみられる模範学級での教育方法が不適切である。</p> <p>6. 学級経営の方法が不適切である。</p> <p>7. フィリピン語を用いた教材には限界がある。</p> | <p>1-1. 教員の知識や指導経験の不足</p> <p>1-2. 児童中心型学習の視点の欠如</p> <p>1-3. 理解問題解決能力よりも暗記反復に重点</p> <p>2. 教員の知識や指導経験の不足</p> <p>3. 教員による発問の重要性や方法論（タイミング、数、表現方法など）についての認識不足</p> <p>4. 指導案の作成を含む授業準備の不足</p> <p>5-1. 習字学級を対象とした教育方法の未整備</p> <p>5-2. 複式学級を想定した教育方法に関する教員研修の不足</p> <p>6. 教員の知識や指導経験の不足</p> <p>7. 学級経営や授業言語の継承の欠如という言語的制約</p> | <p>1/2/3. 教員としての基礎知識、教授スキル、職業意識の改善</p> <p>4-1. 指導案（教案）の作成方法の導入・定着</p> <p>4-2. 良い指導案の整理と配布</p> <p>5. 複式学級の指導方法の導入・定着</p> <p>6. 学級経営方法の導入・定着</p> | <p>1/2/3/4/5/6. SBTPを含む各種教員研修の実施</p> | <p>・WB/JBIC: TECP(1997-2004)</p> <p>・ADB/JBIC: SEDIP(2000-2006)</p> | <p>初中等理数科教員研修強化計画プロジェクト (2002-2005)</p> | <p>○効果的・効果的な教育方法の開発</p> <p>○低コスト教員研修の拡充</p> | <p>○効果的・効果的な教育方法の開発</p> <p>○モデル指導案の作成</p> <p>○SBTPの整備と段階的普及</p> | | | |

| 項目番号/分野 (サブメニュー) | 現状と問題点 | 問題の要因と改善 | 問題解決のための資料 と状況(無教員課) | 当該団体的な取組等の進 捗状況 | 子への取り組み状況 | 日本政府の取組状況 | アメリカの取組 | 日本国の現行取組 | 取組を取り組むべき 関係機関 | 取組を取り組むべき 具体的な取組内容 | | |
|-----------------------|---|---|--|---|--|-----------|------------------|-------------------------|----------------------------------|-----------------------|---|--|
| カリキュラムの改訂 (サブメニュー) | 1. 新カリキュラム(Basic Education Curriculum)導入に際して教員に混乱が生じている。 2. 小学校の授業科目が多い(時に1~3年生、平均7科目/日)。 3. 各学年の指導単元が消化されない。 4. カリキュラムが教育現場のニーズを反映していない。 | 1-1. 新カリキュラム施行期間の資質 1-2. 新カリキュラム導入に関する教員研修の 不足 1-3. 新カリキュラムに即した教員用指導書の 未整備 2. 児童・生徒の発達段階への未配慮(全年 間加重配分での教科指導) 3-1. 教育現場を熟知しない研究者(大学教授 等)へのカリキュラム委託開発(必要以上に 専門的な内容の付加) 3-2. 各教科における最低履修時間数の未設定 3-3. 安易な休校(減)に起因する規定履修日 数(時間数)の未消化(規定履修日数:実質 授業日数=210日:160~165日) 3-4. 深習校における3段階に等々授業時間数 の短縮(6~10時、10~14時、14~18時) 4-1. 教育現場を熟知しない研究者へのカリ キュラム委託開発 4-2. 教育現場のニーズを吸い上げるシステム の欠如 4-3. 教科単元の配列(系統性、初等-中等の連 貫性)や教科間の関連性の未検討 | 1-1/1-2/1-3. 新カリ キュラムのスムーズな導 入 2. 児童・生徒の発達段階 に応じた教科指導上の加 重配分の見直し 3-1. 現場の教員の参加を 得ての教育者によるカリ キュラムの独自編成 3-2. 教科毎の履修時間数 の設定 3-3. 現実的な年間指導計 画の作成と実行 3-4. 3段階授業の解消 4-1/4-2. 現場の教員の参 加を得ての教育者による カリキュラムの独自編成 4-3. カリキュラムの改訂 | 1-1/1-2/1-3. 新カリ キュラム導入に向けての 教員用指導書の整備と教 員研修の実務が進行中 である。 1/2/3/4. 2001年に新カ リキュラムが導入された が、実質的な改善はない。 | ・WB/JBIC; TEEP(1997- 2004) ・ADB/JBIC; SEDP(2000-2006) | | | ○新カリキュラムのスム ーズな導入・普及 | ○新カリキュラムに即し た教員用指導書の整備・ 供与 | ○新カリキュラムの運用 促進 | 新カリキュ ム普及計画 カリキュラム 改善計画 | 1. 現状調査 ・新カリキュラムの分析 ・授業分析を含む学校教員現況調 査の実施 2. 新カリキュラムの運用促進 ・新カリキュラムに即した教員用 指導書の整備・供与 ・新カリキュラムの導入に必要な 教員研修の実施 1. 教育者内での教育課程審議会の設置 ・教育者行政官および現場の教員によ るカリキュラム改訂に関する共同研究 の実施 ・外部有識者を含めた教育課程審議会 の設置 ・審議会等での取りまとめ 2. 新規カリキュラムの策定 ・教育者による新規カリキュラムの策 定 ・関連資料の整備 3. 研究開発学校(指定校)における試 行 ・研究開発学校の選定 ・新規カリキュラムに基づく実証研究 (指導法や指導方法等の開発) ・授業改善等の取りまとめ ・新規カリキュラムの見直し 4. 新規カリキュラムの運用促進 ・新規カリキュラムに即した教員用指 導書の整備・供与 ・新規カリキュラムの導入に必要な教 員研修の実施 |
| 教科書/教材教具の改善 と普及 | 1. 児童が教科書を持っていない。(充足率43%;供給数約40万 冊/必要数約93万冊) 2. 教科書の記載に誤りがある。 3. 教科書には図が乏しく、内容が多すぎる。 4. 学校図書等の利用可能な教材・教具が整備されていない。 5. 大規模校では独自の予算によって教材・教具が比較的整備さ れているが、その他の学校では購入資金にも困窮している。 | 1-1. 教育予算の優先性の不足 1-2. 情報管理システムの未整備に起因する正 確な必要数の算出難 2. 不十分な教科書検定 3-1. 児童・生徒の発達段階への未配慮 3-2. 執筆による教育現場への認識の甘さ 4. 学校予算や教育予算の不足 5-1. 不適切な学校予算の配分(児童・生徒の 数の減少による予算配分) 5-2. 学校予算の不足 5-3. 校長の学校運営・管理能力の不足 | 1-2. 情報管理システムの 整備 2-1. 現行の教科書のレ ビュー 2-2. 教科書検定制度の導 入 3. 現場の教員の参加を得 ての教科書作成 4. 学校図書整備 5-1. 学校予算の整備 5-2. 校長の知識・技能の 強化 | 1. 児童2人に1冊を目標と して教科書の配布を行っ ている。 2-1. 現行の教科書のレ ビュー 2-2. 教科書検定制度の導 入 4. 一部学校にて学校図書 を整備し、授業に活用す る試みが始まっている。 | ・WB/JBIC; TEEP(1997- 2004) ・ADB/JBIC; SEDP(2000-2006) | | ○教科書の増額および配 付 | ○教科書の供与 | ・教科書・教材の整備 | 教材整備計画 | 1. 教科書の改訂 ・教育者行政官および現場の教員 による教科書検定委員会の設置 ・教科書のテキスト分析 ・教科書の誤りの修正や内容量の 適正化 ・教科書の供与 2. 教科書の供与 ・教育統計に基づく必要数の算出 ・教科書の印刷 ・教科書の配付 3. 学校図書の整備 ・学校図書活用・活用マニュアルの 作成 ・学校図書活用・活用にかかる教 員研修の実施 | |
| 適切な学校モニタリ ング・評価の実施 | 1. 国レベルのテスト問題がカリキュラムを反映していない。 2. 国レベルの生徒の評価に最低基準値がなく、明確な目標数値 が設定されていない。 3. テスト結果の信頼性に問題がある。 | 1. テストの目的の不明確さ 2-1. 評価基準の未整備 2-2. 生徒の学力に関する現状把握の不足 3. 学校によるテスト受験者の意図的選別 | 1/3. 試験制度の見直し | | | | △教育評価の改善 | ○教育評価の改善 | ・教育評価システムの再 構築 | 教育評価ス テム再構築計 画 | 1. 教育評価基準の設定 2. 試験制度の改善 3. 教育評価結果の分析と授業への フィードバック | |
| 教育過程の改善 | 「子どもを取り巻く教育環境の改善」に同じ | | | | | | | | | | | |

| 援助区分(国名) | 課題と期間 | 問題の範囲と対象 | 問題解決のための方針(国・機関別) | 当該国政府の役割と連携状況 | JICAの協力方法 | 日本政府の協力内容 | JICAが担う役割 | 日本の実施可能性 | JICAが担う役割(国別) | JICAが担う役割(国別) | |
|-----------------------------------|--|---|---|--|--|-----------|--------------------------|--|---------------|---------------|--|
| 教育格差の是正 | 男女格差の是正 | 1. 特に際立った男女格差は認められない。 (初等教育入学率 M: 98% F: 93%、 初等教育進学率 M: 71% F: 72%、 初等教育進学率 M: 2.5% F: 1.4%、 中等教育進学率 M: 73% F: 79%) | 1-1. 家計における教育支出への負担増 1-2. 奨学金利用(就学により失われる労働分の計画)の拡大 | 1. 職業教育の導入等による生徒のインセンティブと親の理解の確保 | - WB/JBIC: TEEP(1997-2004) - ADB/JBIC: SDFP(2000-2006) | | ◎地域間格差の是正 | ◎特に都市部・農村部間に存在する地域間格差の是正 | ・農村部への加重投入 | 地方農村教育関係計画 | 1. 地域ニーズに配慮したカリキュラムの野心的改善 ・地域ニーズに対応した実習科目の導入 ・親の学校教育への参加の推進 2. 教育予算配分の見直し 3. 職業訓練の進捗 ・教員および校長に対する研修機会確保 ・中進生徒への Philippine Education Placement Testへのアクセスの確保 4. 地方インフラの整備 |
| 是正 | 都市—農村間の地域格差の是正 | 1. 小学校入学時は格差はないが、学年が上がるにつれて富裕層と貧困層(特に地方)の格差は拡大して行く。 (小学校5年級の進学率 上位1/3の富裕層: 95% 下位1/3の貧困層(特に地方): 25%、 高校3年級の進学率 上位1/3の富裕層: 75% 下位1/3の貧困層(特に地方): 30%) 2. 地方には教科書、教員が不足している。 3. 特に地方の小規模校において教育の質が低い。 4. 中進者は学校教育に異なることができない。 | 2-1. 学校予算や教育予算の不足による遅滞 2-2. 児童・生徒の人数で予算配分が決定するシステムに起因する学校予算の不足 2-3. 地方での配管経路や交通手段の未整備 | 2-1/2-2. 地方農村部への教育予算の傾斜配分 2-3. 交通網の整備、輸送手段の確保 3-1. 教員研修の機会を少なく 3-2. 校長の不在や資格(修士号)に満たない校長の存在 3-3. 物理的・経済的理由による指導主事の選任困難 3-3. 交通手段の確保 4. Philippine Education Placement Testへのアクセス不可 | 3-1. 職業教育の導入等による生徒のインセンティブと親の理解の確保 3-2. 校長の不在や資格(修士号)に満たない校長の存在 3-3. 物理的・経済的理由による指導主事の選任困難 3-3. 交通手段の確保 4. Philippine Education Placement Testへのアクセス不可 | | | | | | |
| | 「特別な配慮を要する児童(children with special needs: 民族的・経済的マイノリティ、不定住児、孤児、障害児等)」への教育機会確保 | 1. 18歳未満の障害児は270万人程度と推計されている。 2. 都市部の大規模校以外には障害児学級の設置といった障害児への配慮はない。 3. 障害児教育は就学前教育段階からの介入が有効だが、障害児対象の就学前教育はほとんど実施されていない。 4. 障害者の学歴はマニラ周辺では高校卒業者が多く、地方では小学校卒業者が多い。 5. 障害児教育の特別訓練を受けた教員が不足している。 | 2-1/3-1/4-1. 地方における障害児を外に出さない傾向 2/3. 障害児教育関連予算の確保 | 1. 障害児の現状把握 2. 障害児に配慮した学級編成 3. 障害児に対する就学前教育の実施 4. 障害児の教育機会確保 5-1. 障害児教育の専門性を持つ教員の継続的な確保 5-2. 障害児教育に関する教員研修の実施 | 2/4. 2つのDivisionsを除いた143それぞれのDivisionsの中の1つの学校に障害児を入れる普通学級を設置している。 5-2. 約3,200人の教員を障害児教育のために訓練した。 | | △障害児教育の拡充 | △障害児教育機関や障害児学級を有する学校への支援 | ・障害児教育のモデル作り | 障害児教育拡充支援計画 | 1. 障害児に関する基本的情報整備 ・実態調査 ・情報管理システムの構築(EMISの活用) ・情報の分析 2. 障害児教育に関する啓発活動 ・重点改革に向けた活動 ・キャンペーンの実施 3. 障害児教育プログラムの策定 ・基本戦略の立案 ・カリキュラム・教材・教員の間接 ・マニュアル等による教育方法の整備 ・一般教員向けの研修の実施 ・モデル校の選定 ・障害児教育プログラムの試行 ・障害児教育プログラムの評価 ・障害児教育プログラムの改善 |
| 青年および成人の識字(literacy, numeracy)の獲得 | 1. ファシリテーターや指導員の数と訓練が不足している。 2. 施設や教材が不足している。 | 1-1. ファシリテーターや指導員の報酬の低さ 1-2/2. 教育予算における学校外教育(NFE: Non-Formal Education)への低配分(0.07%) | 1-1. ファシリテーターや指導員の待遇改善 1-2. ファシリテーターや指導員への研修機会の提供 1-3. NFE関連予算の増加と継続的な確保 2-1. NFE施設の拡充 2-2. NFE教材の開発・整備 | ・政府は学校外教育プログラムでの初等・中等教育終了者を学校教育の修了者と同等のものとして認めている。 - ADB: Nonformal Education Project (Basic Literacy Program (BLP)/ Functional Education and Literacy Program (FELP))(1995-2001) - ADB: Nonformal Education Project (Nonformal Education Accreditation and Equivalency (NFE A&E) System)(1999-2001) | | △NFEの拡充 | △NFE実施体制の強化 △NFE施設の建設 | ・LRC (Literacy Resource Centres) への支援 (※LRCはミンダナオ島に位置し、日本のユネスコ・アジア文化センター(ACCU)とユネスコ・アジア太平洋地域事務所により支援が行われている。) | | NFE拡充計画 | 1. 識字教育プログラムの整備 ・識字教育カリキュラムの改善 ・識字教育教材の開発 ・ファシリテーターや指導員の研修 ・教材データベースの整備 2. NFE関連情報整備 ・NFE情報管理システム(MANGO)の開発・試行 3. NFEネットワーク構築 |
| 青年および成人の学習ニーズの充足 | | | | | | | | | | | |

| 後進国分野 (サブエリア) | 現状と問題 | 問題の原因と背景 | 問題解決のための方針 方向性(問題) | 当該国(域)の取組の進捗状況 | ドナーの協力状況 | 日本国政府の協力状況 | フィリピン側のニーズ | 日本国の実施計画 | 日本人が取り組むべき 開発課題 | JICA協力プログラム名 |
|--|---|---|--|---|---|---|---|-----------------------------|---|----------------------------|
| 乳幼児ケアと就学前教育の拡充 | 1. 地方分権に伴い、乳幼児ケア・プログラムはLGJs主導になっている。 2. 各種の乳幼児ケア・プログラムは縮小されている。 3. 1/4の乳幼児および40%の妊娠中および授乳期の女性が貧血状態にある。 4. 6歳以下の乳幼児の30%が栄養失調状態にある。 | 1-1/2-1. LGJsはこの分野の重要性の認識が薄いため、予算配分も優先順位が低い。 3-1/4-1. 食物摂取の困難さに起因する栄養状態の悪さ | 1/2/3/4. むしろ保健センターで対応すべき問題 | ・保健所(DOH)および社会福祉開発局(DSWD)は健康、栄養、就学前教育分野のプログラムを実施しており、93年には90%以上の免疫ワクチン接種率であり、その他栄養プログラムも無料で提供されている。デイケアセンターも43%のBarangayをカバーしたが、削減されたスタッフが不足している。 ・ The Philippine National Strategic Framework for Development for Children 2000-2025 = Child 21)が制定された。 | ・ WB/AOB: Early Childhood Development Project (ECDP: 1998-2003) | | | | | JICA協力プログラム名 貧血の改善プログラム |
| 就学前教育の拡充 | 1. 公立デイケアセンターが少ない。 2. 公立デイケアセンターには資機材、フィールド・スタッフや運営資金が不足している。 3. 1995年より小学校入学年齢を7歳から6歳へ下げたが、6歳児就学率は低い。 | 1/2. 政府予算の構造的不足 3. 親の意識(6歳では入学は早すぎると判断する親が多い) | | ・ 小学校入学年齢の7歳から6歳への引き下げ(1995年) | ・ WB/AOB: ECDP(1998-2003) | | | | | |
| 教育マネジメントの改善 | 1. 教育計画の実施可能性が低い 2. ドナー協力は活発ではない。 | 1-1. 教育計画立案に必要な、信頼性の高い教育統計の実整備 1-2. トップ・ダウン式の意思決定過程 2. 教育省をはじめとする関係省庁における調整能力・行動力の欠如 | 1-1. 教育統計の整備 1-2. 学校レベルからのボトムアップ式の教育計画策定方式の導入 2-1. 教育省のイニシアティブによるドナー会合の定期開催 2-2. 実際の活動におけるドナー協力の促進 | ・ 中期国家開発計画(2001-2004)により、全てのバラガイへの小学校建設、中等教育へのアクセス拡大、技能開発及び教育の質の改善が公約されている。 | ◎教育統計の整備 ◎ドナー協力の促進 | ◎教育統計の一元的管理 ◎関係省庁のネットワークの構築 | ・ 実施可能性の高い教育計画の策定 | ◎教育計画策定 | 1. 教育統計の整備 ・ EMISの構造化とメカニズムの検証と改善 ・ EMIS活用セミナーの開催 ・ 「教育者年間教育統計」の発行支援 2. 中央レベルの教育計画(教育マスタープラン)の策定支援 ・ 教育省による原案策定支援 ・ セミナー等を通じての関係者へのヒアリング ・ 実施可能性の検証と原案の修正 3. 教育計画実施に係る支援ネットワークの構築支援 ・ 関係者による情報の共有 ・ 各機関によるデモンストラーションの明確化 ・ モニタリングシステムの統一と共通の進捗管理 ・ 関係者会合の定期開催 | |
| 教育行政システムの強化 (教育行政能力の強化、教育制度の改善、教育行政のスリム化、地方分権の推進、学校運営管理能力の向上) | 1. 基礎教育に対する教育予算の配分は中央政府が過剰を持っている。 2. 課税人口を考慮すると初等教育分野への予算配分が少なすぎる。 3. 国の生徒あたり教育費用は中等よりも初等の方が少し高い。 4. Regional Officesは学校現場から離れているが、30%もの予算を費やしている。 5. 現場からの膨大な情報を意思決定に活用しきれていない。 6. 情報収集用種が何種類もあり、学校への負担を大きくしている。 7. 教育省職員は行政能力が低い。 8. 教員採用は出身地毎にDivisionレベルで実施される。 9. Local School Boardsは教員の配置、昇進等に権限がなく、単にSpecial Education Fund(奨励定産産後の1%)の管理にとどまっている。 10. Local Financing対象校の方が生徒の成績がいい。 11. 現行の教育システムは教育に対する支援ではなく、支配に重点を置き、結果ではなく、活動重視である。 | 1. 中央集権的な意思決定 2. 国立高等教育機関への教育予算の割合の高さ(教育予算の16%) 4. 複雑な行政機構と役割分担 5. EMIS (Education Management Information System) の不十分な活用 6. 関係機関間のコミュニケーションおよび調整能力の不足 7-1. 教育省職員ほとんどが教員出身 7-2. 行政機関職員としての訓練機会の不足 10. コミュニティのニーズへの反応の鈍感さ | 1. 教育行政の地方分権化の促進 2. 教育分野サブセクターの予算配分の見直し 3. 児童および生徒1人あたりの単位コストの検証 4-1. 教育行政機構のスリム化 4-2. 教育行政の地方分権化 5-1. EMISの活用促進 5-2. マイクロ・プランニングの促進 6. 教育情報収集のためのフォーマットの統一 7-1. プログラムの行政官の横断的採用 7-2. 教育行政官への精進機会の提供 9. Local School Boardsの種類の見直し 10. コミュニティの教育ニーズの正確な把握 11. 現行の教育システムの検証 | 1. 政策の法定権限及び資源の管理は中央の権限で、Local Government Codeにより学校施設のメンテナンスがDivisionレベルの権限に移した。(ADB58) 4-1. 教育分野は教育省(DepEd)、高等教育委員会(GHED)、技術教育技能開発局(TESDA)で役割分担されている。 7-2. 教育省は職員の行政能力向上のための訓練を実施している。 8. 教員の採用はDivisionレベルで行い、出身者が優先して採用されることが決定された。(RA8190) 9. 奨励定産産後の1%をLocal School Boards(Municipality Mayorが選)が管理する教育予算として割り当てられることが規定された。(RA5447) | ・ WB/JBIC: TEEP(1997-2004) ・ ADB/JBIC: SEDIP(2000-2006) | ◎地方の教育行政能力の強化 ◎教育統計・情報の整備 △教育予算配分の見直し | ◎教育行政官への研修機会の確保 ◎EMISの活用促進 △教育行政システムの検証 | ・ 教育行政システムの改善 学校運営能力改善計画 | 1. 学校運営・管理の強化 ・ 学校運営・管理マニュアルの整備 ・ 校長、主任教員研修 2. 教育行政官の行政能力の向上 ・ 役割に合わせた役割の再編 ・ 職務マニュアルの整備 ・ 教育行政官の研修 3. 情報の一元的管理 ・ 学校・地方・中央レベルでの情報管理の徹底 ・ モニタリングシステムの強化 ・ EMISの活用促進 4. FTCAの教育課程への参加促進 ・ FTCA会議の強化 ・ FTCAの活発な学校行事への参加 ・ FTCAによる年間推進計画の見直し | |

「フィリピン初等中等教育プログラム形成」調査に係るPCMワークショップ・サイト選定
主要教育指標

| | Province | GER.Prim | Province | NER.Prim | Province | GER. Sec | Province | NER. Sec | Province | Dp. Prim | Province | Dp. Sec |
|----|-----------------------------|----------|-----------------------------|----------|-----------------------------|----------|-----------------------------|----------|------------------------------|----------|-----------------------------|---------|
| 1 | NCR. Pasay City | 86.6 | VII. Toledo City | 75.45 | VII. Negros Oriental | 52.49 | VII. Negros Oriental | 43.3 | VIII. Samar | 13.96 | IV. Romblon | 25.12 |
| 2 | VII. Toledo City | 95.73 | NCR. Pasay City | 76.39 | VII. Mandaue City | 54.17 | VII. Toledo City | 45.67 | VIII. Calbayog City | 13.46 | IV. Occ. Mindoro | 19.17 |
| 3 | NCR. Makati City | 96.87 | VII. Mandaue City | 77.29 | VIII. Samar | 54.4 | VII. Mandaue City | 46.41 | CAR. Kalinga | 13.08 | VIII. Biliran | 17.92 |
| 4 | VII. Mandaue City | 97.62 | VII. Lapu-lapu City | 80.53 | VII. Toledo City | 54.46 | VIII. Samar | 46.46 | VI. Capiz | 12.43 | CAR. Apayao | 16.64 |
| 5 | NCR. Muntinlupa C | 98.09 | VI. Negros Occ | 82.43 | V. Masbate | 58.46 | VIII. Northern Samar | 51.82 | VI. Iloilo | 11.98 | VIII. Northern Samar | 15.54 |
| 6 | NCR. Kalookan City | 99.69 | VI. Silay City | 84.54 | VIII. Calbayog City | 60.02 | VI. Negros Occ | 52.2 | CAR. Apayao | 11.88 | V. Masbate | 14.81 |
| 7 | NCR. Mandalyong C | 100.34 | NCR. Makati City | 85.54 | VIII. Northern Samar | 60.43 | VIII. Calbayog City | 52.24 | VI. Guimaras | 11.71 | III. Olongapo City | 14.42 |
| 8 | VII. Lapu-lapu City | 101.71 | NCR. Muntinlupa C | 87.11 | VI. Negros Occ | 60.49 | V. Masbate | 52.4 | V. Masbate | 11.58 | VIII. Samar | 14.39 |
| 9 | VI. Negros Occ | 102.98 | NCR. Kalookan City | 87.47 | VIII. Leyte | 61.07 | VIII. Leyte | 52.54 | VIII. Negros Oriental | 11.54 | VIII. Calbayog City | 13.91 |
| 10 | VI. Silay City | 105.2 | VI. Siquijor | 88.64 | V. Camarines Sur | 62.36 | IV. Occ. Mindoro | 52.87 | VIII. Northern Samar | 11.2 | CAR. Ifugao | 12.9 |
| 11 | I. Ilocos Norte | 106.28 | CAR. Benguet | 88.98 | IV. Palawan | 62.61 | IV. Romblon | 53.01 | CAR. Ifugao | 11.06 | VI. Bago City | 12.69 |
| 12 | VIII. Samar | 107.1 | VIII. Samar | 89.02 | VIII. Ormoc City | 63.16 | IV. Palawan | 53.3 | VI. Bacolod City | 10.66 | IV. San Pablo City | 12.59 |
| 13 | NCR. Las Pinas | 107.57 | VIII. Leyte | 89.64 | IV. Occ. Mindoro | 63.26 | VIII. Ormoc City | 54.58 | VII. Toledo City | 10.64 | IV. Cavite City | 12.58 |
| 14 | NCR. Valmana | 107.75 | NCR. Mandalyong C | 89.71 | IV. Romblon | 64.13 | V. Camarines Sur | 55.86 | II. Quirino | 10.02 | IV. Or. Mindoro | 12.44 |
| 15 | VIII. Leyte | 108.03 | VI. Iloilo | 89.99 | VI. Silay City | 65.97 | VIII. Biliran | 57.12 | NCR. Manila | 9.77 | V. Naga City | 12.26 |
| 16 | I. Laoag City | 108.29 | I. Ilocos Norte | 90.26 | VI. Sagay City | 66.14 | VI. Sagay City | 58.01 | VI. Antique | 9.71 | IV. Palawan | 11.95 |
| 17 | IV. Cavite City | 110.43 | V. Camarines Norte | 90.26 | CAR. Benguet | 66.29 | VI. Silay City | 58.85 | VIII. Ormoc City | 9.59 | NCR. Mandalyong C | 11.73 |
| 18 | V. Camarines Norte | 110.94 | VII. Negros Oriental | 90.41 | CAR. Apayao | 66.54 | II. Quirino | 59.14 | CAR. Benguet | 9.51 | VI. San Carlos City | 11.35 |
| 19 | CAR. Benguet | 112.04 | I. Laoag City | 91.49 | VIII. Biliran | 66.98 | III. Cabanatuan C | 59.44 | IV. Palawan | 9.43 | I. Laoag City | 11.34 |
| 20 | VI. Iloilo | 112.1 | VII. Bohol | 92.48 | V. Camarines Norte | 67.94 | V. Camarines Norte | 60.89 | CAR. Mt. Province | 9.37 | CAR. Kalinga | 11.1 |
| 21 | IV. Aurora | 112.75 | VIII. Tacloban City | 93.6 | III. Cabanatuan C | 68.63 | VII. Lapu-lapu City | 60.93 | VIII. Eastern Samar | 9.14 | IV. Aurora | 11.09 |
| 22 | VII. Siquijor | 112.83 | VIII. Ormoc City | 93.78 | NCR. Makati City | 69.26 | VII. Bohol | 61.75 | IV. Or. Mindoro | 9.11 | VI. Cadiz City | 10.96 |
| 23 | IV. Rizal | 112.88 | V. Albay | 93.8 | NCR. Valmana | 72.01 | CAR. Benguet | 63.37 | VI. Negros Occ | 9.02 | VI. Negros Occ | 10.91 |
| 24 | I. Ilocos Sur | 114.25 | III. Nueva Ecija | 93.95 | V. Albay | 72.12 | CAR. Apayao | 63.65 | VIII. Leyte | 8.44 | I. Ilocos Norte | 10.77 |
| 25 | III. Nueva Ecija | 114.65 | NCR. Valmana | 94.37 | III. Pampanga | 72.59 | II. Nueva Vizcaya | 63.9 | VI. Sagay City | 8.39 | VII. Negros Oriental | 10.74 |
| 26 | VIII. Ormoc City | 115.07 | V. Catanduanes | 94.56 | VII. Bohol | 72.65 | III. Pampanga | 63.97 | II. Nueva Vizcaya | 8.21 | VIII. Eastern Samar | 10.57 |
| 27 | VII. Negros Oriental | 115.12 | V. Camarines Sur | 94.6 | VII. Lapu-lapu City | 73.42 | IV. Quezon | 64.15 | NCR. Pasay City | 7.86 | CAR. Mt. Province | 10.57 |
| 28 | V. Albay | 115.33 | NCR. Las Pinas | 95.24 | CAR. Ifugao | 73.59 | V. Albay | 64.3 | IV. Occ. Mindoro | 7.77 | NCR. Manila | 10.45 |
| 29 | II. Batanes | 115.88 | VIII. Southern Leyte | 95.94 | NCR. Taguig, Pateros | 73.63 | NCR. Makati City | 65.03 | VIII. Tacloban City | 7.62 | V. Camarines Norte | 10.34 |
| 30 | VIII. Southern Leyte | 116.02 | II. Nueva Vizcaya | 96.29 | II. Quirino | 74.32 | VIII. Eastern Samar | 66.14 | NCR. Las Pinas | 7.37 | VI. Roxas City | 10.33 |
| 31 | II. Nueva Vizcaya | 116.23 | III. Bataan | 96.6 | NCR. Kalookan City | 74.4 | IV. Rizal | 66.25 | VI. Aklan | 7.25 | VII. Mandaue City | 10.32 |
| 32 | V. Camarines Sur | 116.27 | I. Ilocos Sur | 97.04 | IV. Quezon | 74.65 | VI. San Carlos City | 66.36 | IV. Puerto Princesa C | 7.19 | IV. Rizal | 10.24 |
| 33 | II. Cagayan | 116.69 | VIII. Northern Samar | 97.21 | NCR. Muntinlupa C | 76.21 | III. Nueva Ecija | 67.11 | IV. Cavite City | 7.14 | CAR. Baguio City | 10.24 |

| | | | | | | | | | | | | |
|----|----------------------------|--------|----------------------------|--------|-----------------------------|-------|-----------------------------|-------|-----------------------------|------|-----------------------------|-------|
| 34 | VIII. Northern Samar | 116.9 | II. Batanes | 97.34 | II. Nueva Vizcaya | 76.22 | VII. Dumaguete City | 67.27 | VIII. Biliran | 7.13 | NCR. Kalookan City | 10.21 |
| 35 | I. La Union | 117.08 | II. Cagayan | 97.46 | VII. Dumaguete City | 76.5 | II. Isabela | 67.29 | CAR. Abra | 7.06 | VII. Bohol | 10.07 |
| 36 | V. Catanduanes | 117.31 | VI. Guimaras | 97.48 | NCR. Las Pinas | 76.87 | IV. Aurora | 67.45 | NCR. Makati City | 7.04 | NCR. Las Pinas | 10 |
| 37 | VII. Bohol | 117.55 | III. Pampanga | 97.54 | VIII. Eastern Samar | 77.12 | IV. Or. Mindoro | 67.49 | IV. Romblon | 6.95 | III. Pampanga | 9.94 |
| 38 | I. Pangasinan | 118.07 | V. Legaspi City | 97.84 | VI. Capiz | 77.46 | NCR. Valmana | 67.61 | IV. Aurora | 6.93 | II. Cagayan | 9.93 |
| 39 | NCR. Manila | 118.17 | III. Zambales | 98.02 | III. Nueva Ecija | 77.89 | VI. Cadiz City | 68.13 | VII. Cebu City | 6.83 | CAR. Abra | 9.86 |
| 40 | III. Bataan | 118.22 | CAR. Mt. Province | 98.14 | IV. Aurora | 77.94 | II. Cagayan | 68.35 | IV. Cavite | 6.8 | III. Angeles City | 9.78 |
| 41 | NCR. Taguig, Pateros | 118.4 | CAR. Ifugao | 98.23 | VI. Cadiz City | 78.16 | VI. Capiz | 69.04 | NCR. Paranaque | 6.79 | V. Camarines Sur | 9.65 |
| 42 | IV. Batangas | 118.59 | VI. Capiz | 98.78 | IV. Or. Mindoro | 78.79 | NCR. Taguig, Pateros | 69.13 | VII. Bohol | 6.65 | V. Legaspi City | 9.54 |
| 43 | VIII. Biliran | 118.88 | VIII. Biliran | 98.91 | VI. Iloilo | 79.31 | NCR. Kalookan City | 70.06 | V. Camarines Sur | 6.59 | NCR. Pasay City | 9.48 |
| 44 | III. Pampanga | 119.15 | I. La Union | 98.99 | IV. Rizal | 79.37 | CAR. Ifugao | 70.39 | VI. Silay City | 6.57 | NCR. Makati City | 9.35 |
| 45 | VIII. Eastern Samar | 119.41 | IV. Lipa City | 99.15 | II. Isabela | 79.52 | VI. Iloilo | 70.49 | VII. Cebu | 6.46 | VIII. Ormoc City | 9.27 |
| 46 | III. Zambales | 119.54 | VI. Antique | 99.22 | V. Catanduanes | 80.1 | III. Tarlac | 70.9 | NCR. Valmana | 6.43 | II. Nueva Vizcaya | 9.25 |
| 47 | IV. Quezon | 119.59 | VIII. Eastern Samar | 99.25 | NCR. Marikina City | 80.16 | V. Catanduanes | 70.96 | IV. San Pablo City | 6.4 | IV. Puerto Princesa C | 9.24 |
| 48 | I. San Carlos City | 119.68 | II. Quirino | 99.39 | NCR. Pasay City | 80.2 | NCR. Muntinlupa C | 71.29 | IV. Marinduque | 6.28 | VIII. Leyte | 9.07 |
| 49 | VIII. Tacloban City | 119.74 | IV. Puerto Princesa C | 99.51 | NCR. Mandaluyong C | 81.07 | I. Ilocos Norte | 71.79 | III. Nueva Ecija | 6.26 | III. Zambales | 8.99 |
| 50 | II. Isabela | 120.29 | IV. Cavite City | 99.54 | V. Sorsogon | 81.18 | NCR. Las Pinas | 71.87 | NCR. Muntinlupa C | 6.17 | III. Nueva Ecija | 8.92 |
| 51 | IV. San Pablo City | 120.39 | IV. Rizal | 99.56 | VI. San Carlos City | 81.46 | V. Sorsogon | 72.37 | III. Angeles City | 6.06 | NCR. Muntinlupa C | 8.92 |
| 52 | IV. Marinduque | 120.67 | IV. Batangas City | 99.71 | III. Tarlac | 81.48 | VIII. Southern Leyte | 72.74 | NCR. Kalookan City | 5.96 | IV. Laguna | 8.88 |
| 53 | II. Quirino | 120.88 | IV. Aurora | 99.72 | III. Zambales | 82.37 | VI. Antique | 73.19 | VII. Mandaue City | 5.85 | I. San Carlos City | 8.84 |
| 54 | IV. Romblon | 121.08 | IV. Palawan | 99.8 | II. Cagayan | 82.39 | III. Zambales | 73.2 | III. Pampanga | 5.81 | V. Albay | 8.55 |
| 55 | NCR. Marikina City | 121.12 | IV. Lucena City | 99.8 | VI. Antique | 82.97 | III. Bulacan | 74.17 | III. Zambales | 5.81 | II. Quirino | 8.53 |
| 56 | VI. Guimaras | 121.55 | IV. Or. Mindoro | 99.85 | VIII. Southern Leyte | 83.57 | IV. Cavite | 74.76 | II. Cagayan | 5.78 | VIII. Southern Leyte | 8.49 |
| 57 | IV. Occ. Mindoro | 121.95 | IV. Occ. Mindoro | 99.87 | CAR. Kalinga | 83.57 | NCR. Marikina City | 75.01 | I. La Union | 5.69 | III. Bulacan | 8.46 |
| 58 | IV. Or. Mindoro | 122.07 | IV. Romblon | 99.87 | III. Bulacan | 83.6 | NCR. Pasay City | 75.03 | IV. Quezon | 5.67 | VI. Guimaras | 8.46 |
| 59 | III. Tarlac | 122.22 | IV. Marinduque | 99.89 | I. Ilocos Norte | 83.75 | I. Ilocos Sur | 75.19 | II. Isabela | 5.6 | VIII. Tacloban City | 8.4 |
| 60 | CAR. Mt. Province | 122.3 | IV. Cavite | 99.93 | CAR. Mt. Province | 84.01 | NCR. Mandaluyong C | 75.33 | NCR. Pasig, San Juan | 5.43 | III. Bataan | 8.33 |
| 61 | NCR. Quezon City | 122.51 | IV. Batangas | 99.95 | IV. Batangas | 85.42 | I. La Union | 75.48 | CAR. Baguio City | 5.34 | NCR. Paranaque | 8.26 |
| 62 | CAR. Ifugao | 122.59 | IV. San Pablo City | 99.96 | IV. Cavite | 86.49 | III. Bataan | 76.42 | V. Iriga City | 5.32 | III. Tarlac | 8.23 |
| 63 | IV. Palawan | 122.74 | IV. Quezon | 99.97 | I. Ilocos Sur | 86.89 | IV. San Pablo City | 76.51 | NCR. Taguig, Pateros | 5.26 | I. Ilocos Sur | 8.21 |
| 64 | IV. Laguna | 122.89 | IV. Laguna | 99.99 | I. La Union | 87.81 | I. Pangasinan | 77.46 | IV. Rizal | 5.24 | VII. Toledo City | 8.17 |
| 65 | VI. Capiz | 123.04 | III. Tarlac | 100.07 | IV. San Pablo City | 87.93 | IV. Laguna | 77.76 | VIII. Southern Leyte | 5.2 | V. Sorsogon | 8 |
| 66 | IV. Cavite | 123.16 | II. Isabela | 100.12 | III. Bataan | 88.44 | VIII. Tacloban City | 77.86 | V. Camarines Norte | 5.18 | IV. Lipa City | 7.91 |
| 67 | VI. Antique | 123.25 | CAR. Abra | 100.12 | VI. Bago City | 88.95 | IV. Marinduque | 77.97 | III. Tarlac | 5.08 | IV. Marinduque | 7.87 |
| 68 | V. Sorsogon | 123.6 | V. Sorsogon | 100.49 | IV. Laguna | 89.99 | VI. Bago City | 78.34 | IV. Laguna | 5.06 | VI. Aklan | 7.86 |
| 69 | NCR. Pasig, San Juan | 123.76 | I. Pangasinan | 100.77 | VI. Guimaras | 90.13 | IV. Lipa City | 78.69 | I. Dagupan City | 5.03 | VI. Iloilo City | 7.85 |
| 70 | VIII. Calbayog City | 123.85 | VI. Sagay City | 101.15 | VIII. Tacloban City | 90.62 | VI. Bacolod City | 78.84 | V. Naga City | 5.02 | II. Isabela | 7.78 |
| 71 | III. Bulacan | 124.35 | III. Bulacan | 101.5 | I. Pangasinan | 91.17 | VI. Guimaras | 79.35 | III. Olongapo City | 4.89 | NCR. Taguig, Pateros | 7.61 |
| 72 | NCR. Paranaque | 124.36 | I. San Carlos City | 102.01 | V. Legaspi City | 91.59 | VI. Roxas City | 79.53 | III. Bulacan | 4.8 | IV. Lucena City | 7.46 |
| 73 | CAR. Abra | 124.69 | VIII. Calbayog City | 102.55 | VI. Bacolod City | 91.59 | VII. Cebu | 79.62 | III. Bataan | 4.66 | VI. Iloilo | 7.31 |
| 74 | V. Legaspi City | 124.94 | VII. Cebu | 102.57 | VI. Roxas City | 92.12 | CAR. Kalinga | 79.92 | V. Sorsogon | 4.64 | I. Pangasinan | 7.08 |
| 75 | VI. Sagay City | 125.66 | VI. Bacolod City | 103.13 | IV. Marinduque | 92.49 | CAR. Mt. Province | 80.1 | IV. Lucena City | 4.6 | VII. Cebu | 7 |

| | | | | | | | | | | | | |
|-----|-----------------------|--------|-----------------------|--------|-----------------------|--------|-----------------------|--------|---------------------|--------|----------------------|------|
| 76 | IV. Lucena City | 126.01 | III. Olongapo City | 103.45 | CAR. Abra | 93.05 | IV. Batangas | 80.34 | IV. Lipa City | 4.59 | III. Cabanatuan C | 6.99 |
| 77 | III. Olongapo City | 127.05 | V. Iriga City | 104 | VII. Cebu | 94.25 | VII. Siquijor | 81.03 | V. Catanduanes | 4.45 | VI. Silay City | 6.85 |
| 78 | IV. Batangas City | 127.77 | VI. Aklan | 104.1 | I. San Carlos City | 94.67 | IV. Batangas City | 81.16 | III. Cabanatuan C | 4.15 | VI. Capiz | 6.81 |
| 79 | CAR. Baguio City | 129.24 | NCR. Taguig, Paternos | 104.11 | IV. Lucena City | 95 | IV. Puerto Princesa C | 81.8 | NCR. Quezon City | 4.15 | NCR. Valmana | 6.79 |
| 80 | V. Iriga City | 129.47 | NCR. Manila | 104.21 | VII. Siquijor | 95 | IV. Lucena City | 81.9 | NCR. Marikina City | 4.11 | VI. La Carlota City | 6.78 |
| 81 | V. Masbate | 129.49 | CAR. Baguio City | 105.04 | NCR. Pasig, San Juan | 95.89 | I. San Carlos City | 82.2 | V. Albay | 4.1 | IV. Batangas City | 6.7 |
| 82 | VI. Aklan | 129.69 | VII. Cebu City | 105.29 | NCR. Quezon City | 96.14 | V. Legaspi City | 83.33 | V. Legaspi City | 4.05 | V. Iriga City | 6.7 |
| 83 | VII. Cebu | 130.44 | V. Masbate | 105.35 | VII. Cebu City | 96.84 | VII. Cebu City | 83.96 | VI. Roxas City | 3.91 | NCR. Quezon City | 6.63 |
| 84 | I. Dagupan City | 131.85 | NCR. Marikina City | 107.07 | III. Olongapo City | 96.85 | III. Olongapo City | 85.67 | IV. Batangas City | 3.85 | IV. Batangas | 6.49 |
| 85 | IV. Puerto Princesa C | 132.03 | NCR. Quezon City | 108.51 | IV. Puerto Princesa C | 98.5 | I. Laoag City | 86.04 | IV. Batangas | 3.82 | I. La Union | 6.45 |
| 86 | VII. Cebu City | 132.16 | NCR. Pasig, San Juan | 110.18 | NCR. Manila | 99.01 | II. Batanes | 86.51 | VII. Dumaguete City | 3.82 | NCR. Marikina City | 6.13 |
| 87 | VI. Bacolod City | 133.39 | CAR. Apayao | 110.52 | I. Dagupan City | 100.38 | I. Dagupan City | 88.44 | NCR. Mandalyong C | 3.8 | NCR. Pasig, San Juan | 5.56 |
| 88 | III. Cabanatuan C | 136.08 | NCR. Paranaque | 110.57 | I. Laoag City | 100.39 | CAR. Abra | 89.07 | I. Ilocos Sur | 3.52 | IV. Quezon | 5.47 |
| 89 | CAR. Apayao | 137.92 | I. Dagupan City | 110.99 | NCR. Paranaque | 100.42 | NCR. Pasig, San Juan | 89.75 | VII. Siquijor | 3.51 | VII. Siquijor | 5.43 |
| 90 | IV. Lipa City | 139.09 | III. Cabanatuan C | 111.09 | IV. Cavite City | 104.76 | NCR. Quezon City | 90.08 | I. Pangasinan | 3.41 | CAR. Benguet | 5.32 |
| 91 | CAR. Kalinga | 139.45 | VI. Bago City | 111.66 | II. Batanes | 104.9 | IV. Cavite City | 90.2 | VII. Lapu-lapu City | 3.04 | VII. Cebu City | 5.2 |
| 92 | VI. Bago City | 139.52 | CAR. Kalinga | 111.96 | VI. Aklan | 105.87 | VI. Aklan | 90.23 | I. San Carlos City | 3 | VI. Bacolod City | 5.19 |
| 93 | VII. Dumaguete City. | 142.2 | VII. Dumaguete City | 113.47 | IV. Batangas City | 108.33 | NCR. Manila | 92.79 | I. Laoag City | 2.82 | V. Catanduanes | 5.09 |
| 94 | VI. La Carlota City | 148.46 | VI. La Carlota City | 116.39 | CAR. Baguio City | 108.73 | NCR. Paranaque | 93.94 | I. Ilocos Norte | 2.79 | VI. Sagay City | 4.99 |
| 95 | V. Naga City | 150.24 | V. Naga City | 120.22 | V. Iriga City | 115.37 | CAR. Baguio City | 104 | VI. Iloilo City | 2.59 | VII. Dumaguete City | 4.92 |
| 96 | III. Angeles City | 151 | III. Angeles City | 123.14 | III. Angeles City | 117.52 | VI. La Carlota City | 104.96 | II. Batanes | 0.98 | II. Batanes | 4.89 |
| 97 | VI. Cadiz City | 160.6 | VI. Cadiz City | 127.33 | VI. La Carlota City | 117.66 | V. Iriga City | 105.5 | VI. Bago City | -0.94 | VII. Lapu-lapu City | 4.79 |
| 98 | VI. San Carlos City | 162.72 | VI. Iloilo City | 128.17 | V. Naga City | 122.64 | III. Angeles City | 106.48 | VI. La Carlota City | -1.78 | I. Dagupan City | 4.68 |
| 99 | VI. Roxas City | 166.25 | VI. San Carlos City | 130.56 | IV. Lipa City | 130.25 | VI. Iloilo City | 111.54 | VI. San Carlos City | -2.47 | VI. Antique | 4.57 |
| 100 | VI. Iloilo City | 168.23 | VI. Roxas City | 130.92 | VI. Iloilo City | 131.28 | V. Naga City | 111.74 | VI. Cadiz City | -18.86 | IV. Cavite | 4.12 |

「フィリピン初等中等教育プログラム形成」調査に係る

PCMワークショップ・サイト選定

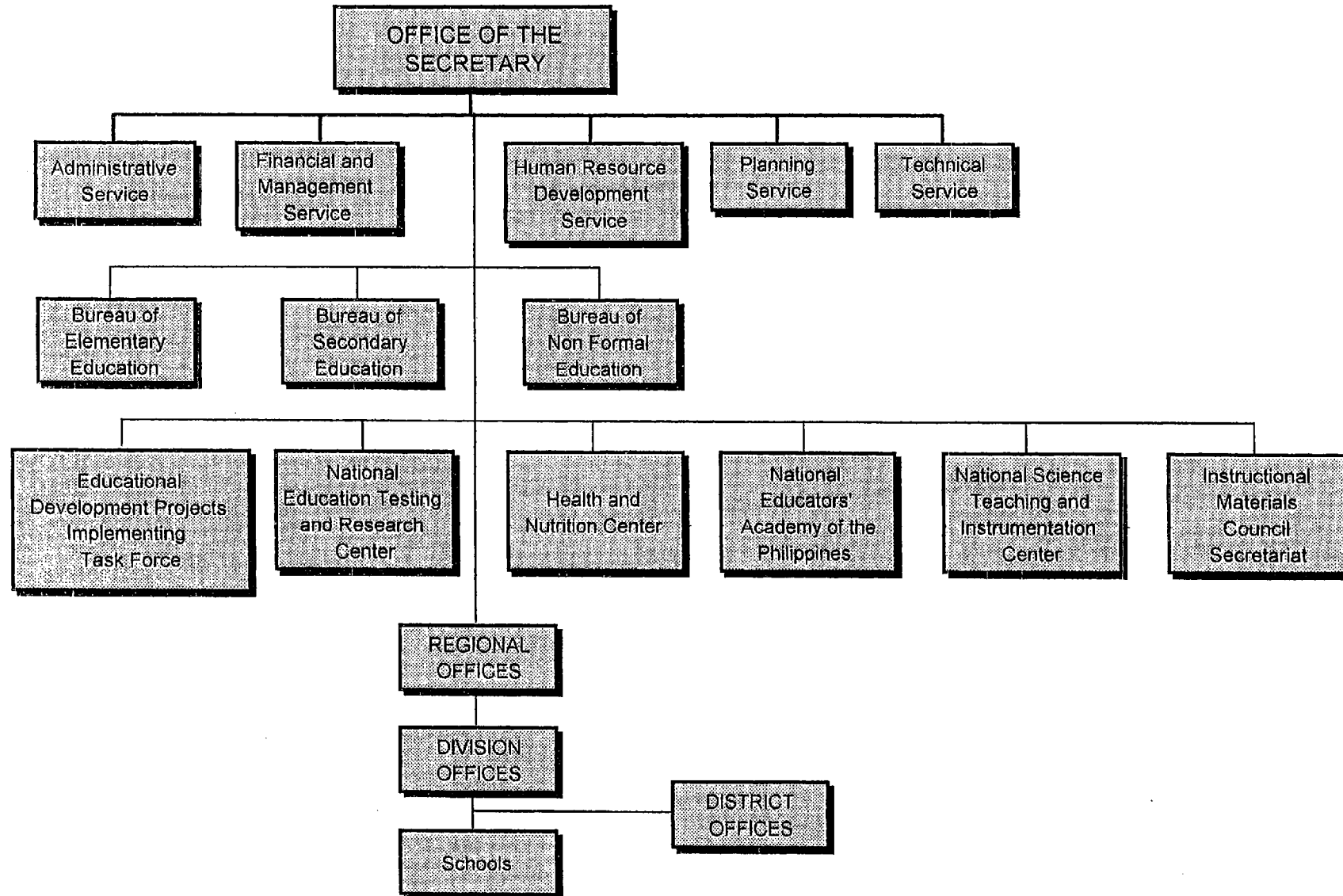
* 太字はTEEP, SEDIP対象Province

| | Province | GER.Pm | NER.Pm | GER. Sec | NER. Sec | Dp. Pm | Dp.Sec | Total |
|----|-----------------------------|--------|--------|----------|----------|--------|--------|-------|
| 1 | VIII. Samar | 12 | 12 | 3 | 4 | 1 | 8 | 40 |
| 2 | VI. Negros Occ | 9 | 5 | 8 | 6 | 23 | 23 | 74 |
| 3 | VII. Negros Oriental | 27 | 18 | 1 | 1 | 9 | 25 | 81 |
| 4 | VII. Toledo City | 2 | 1 | 4 | 2 | 13 | 64 | 86 |
| 5 | VIII. Northern Samar | 34 | 33 | 7 | 5 | 10 | 5 | 94 |
| 6 | VII. Mandaue City | 4 | 3 | 2 | 3 | 53 | 31 | 96 |
| 7 | VIII. Leyte | 15 | 13 | 9 | 9 | 24 | 48 | 118 |
| 8 | VIII. Ormoc City | 26 | 22 | 12 | 13 | 17 | 45 | 135 |
| 9 | NCR. Makati City | 3 | 7 | 22 | 29 | 36 | 44 | 141 |
| 10 | VIII. Biliran | 43 | 43 | 19 | 15 | 34 | 3 | 157 |
| 11 | IV. Occ. Mindoro | 57 | 57 | 13 | 10 | 28 | 2 | 167 |
| 12 | V. Camarines Sur | 32 | 27 | 10 | 14 | 43 | 41 | 167 |
| 13 | VIII. Calbayog City | 70 | 73 | 6 | 7 | 2 | 9 | 167 |
| 14 | VI. Silay City | 10 | 6 | 15 | 17 | 44 | 77 | 169 |
| 15 | V. Camarines Norte | 18 | 17 | 20 | 20 | 66 | 29 | 170 |
| 16 | IV. Palawan | 63 | 54 | 11 | 12 | 19 | 16 | 175 |
| 17 | IV. Romblon | 54 | 58 | 14 | 11 | 37 | 1 | 175 |
| 18 | NCR. Kalookan City | 6 | 9 | 31 | 43 | 52 | 34 | 175 |
| 19 | CAR. Benguet | 19 | 11 | 17 | 23 | 18 | 90 | 178 |
| 20 | NCR. Pasay City | 1 | 2 | 48 | 58 | 27 | 43 | 179 |
| 21 | VII. Bohol | 37 | 20 | 26 | 22 | 42 | 35 | 182 |
| 22 | V. Masbate | 81 | 83 | 5 | 8 | 8 | 6 | 191 |
| 23 | II. Nueva Vizcaya | 31 | 30 | 34 | 25 | 26 | 46 | 192 |
| 24 | NCR. Las Pinas | 13 | 28 | 36 | 50 | 30 | 36 | 193 |
| 25 | NCR. Muntinlupa C | 5 | 8 | 33 | 48 | 50 | 51 | 195 |
| 26 | CAR. Ifugao | 62 | 41 | 28 | 44 | 11 | 10 | 196 |
| 27 | VI. Iloilo | 20 | 15 | 43 | 45 | 5 | 73 | 201 |
| 28 | VIII. Eastern Samar | 45 | 47 | 37 | 30 | 21 | 26 | 206 |
| 29 | IV. Aurora | 21 | 53 | 40 | 36 | 38 | 21 | 209 |
| 30 | II. Quirino | 53 | 48 | 30 | 18 | 14 | 55 | 218 |
| 31 | III. Nueva Ecija | 25 | 24 | 39 | 33 | 49 | 50 | 220 |
| 32 | III. Pampanga | 44 | 37 | 25 | 26 | 54 | 37 | 223 |
| 33 | NCR. Valmana | 14 | 25 | 23 | 38 | 46 | 79 | 225 |
| 34 | CAR. Apayao | 89 | 87 | 18 | 24 | 6 | 4 | 228 |
| 35 | IV. Or. Mindoro | 58 | 56 | 42 | 37 | 22 | 14 | 229 |
| 36 | NCR. Mandaluyong C | 7 | 14 | 49 | 60 | 87 | 17 | 234 |
| 37 | V. Albay | 28 | 23 | 24 | 28 | 81 | 54 | 238 |
| 38 | IV. Rizal | 23 | 51 | 44 | 31 | 64 | 32 | 245 |
| 39 | VII. Lapu-lapu City | 8 | 4 | 27 | 21 | 91 | 97 | 248 |
| 40 | I. Ilocos Norte | 11 | 16 | 59 | 49 | 94 | 24 | 253 |
| 41 | II. Cagayan | 33 | 35 | 54 | 40 | 56 | 38 | 256 |

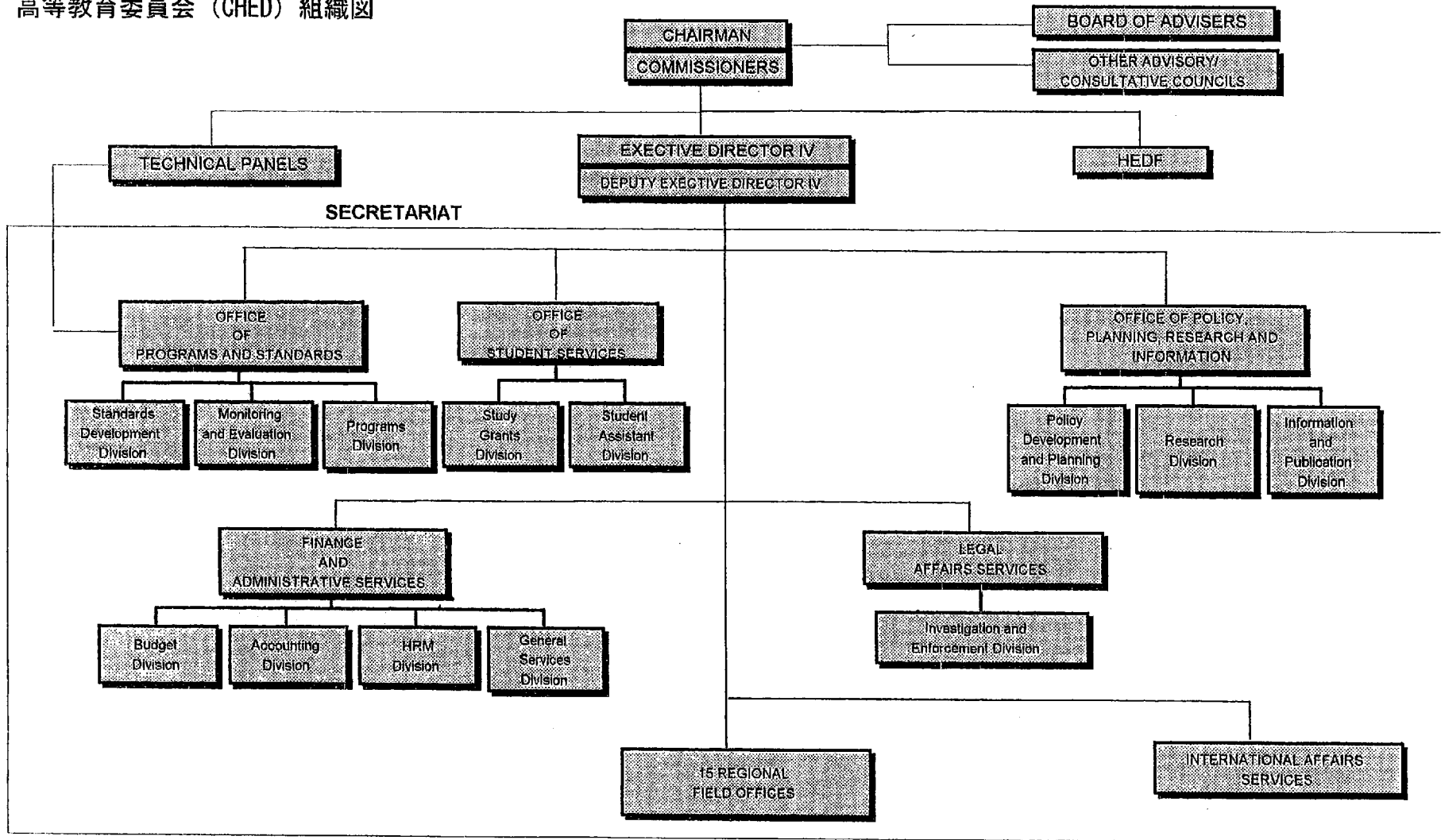
| | | | | | | | | |
|----|-----------------------------|----|----|----|----|-----|-----|-----|
| 42 | VI. Capiz | 65 | 42 | 38 | 41 | 4 | 78 | 268 |
| 43 | CAR. Mt. Province | 60 | 40 | 60 | 75 | 20 | 27 | 282 |
| 44 | VIII. Southern Leyte | 30 | 29 | 56 | 52 | 65 | 56 | 288 |
| 45 | IV. Cavite City | 17 | 50 | 90 | 91 | 33 | 13 | 294 |
| 46 | VIII. Tacloban City | 49 | 21 | 70 | 66 | 29 | 59 | 294 |
| 47 | III. Zambales | 46 | 39 | 53 | 54 | 55 | 49 | 296 |
| 48 | VI. Sagay City | 75 | 70 | 16 | 16 | 25 | 94 | 296 |
| 49 | VI. Guimaras | 56 | 36 | 69 | 71 | 7 | 58 | 297 |
| 50 | IV. San Pablo City | 51 | 62 | 65 | 63 | 47 | 12 | 300 |
| 51 | IV. Quezon | 47 | 63 | 32 | 27 | 58 | 88 | 315 |
| 52 | I. Laoag City | 16 | 19 | 88 | 85 | 93 | 19 | 320 |
| 53 | II. Isabela | 50 | 66 | 45 | 35 | 59 | 70 | 325 |
| 54 | NCR. Taguig, Pateros | 41 | 79 | 29 | 42 | 63 | 71 | 325 |
| 55 | V. Catanduanes | 36 | 26 | 46 | 47 | 77 | 93 | 325 |
| 56 | I. Ilocos Sur | 24 | 32 | 63 | 59 | 88 | 63 | 329 |
| 57 | III. Bataan | 40 | 31 | 66 | 62 | 73 | 60 | 332 |
| 58 | VI. Antique | 67 | 46 | 55 | 53 | 16 | 99 | 336 |
| 59 | CAR. Kalinga | 91 | 92 | 57 | 74 | 3 | 20 | 337 |
| 60 | NCR. Manila | 39 | 80 | 86 | 93 | 15 | 28 | 341 |
| 61 | I. La Union | 35 | 44 | 64 | 61 | 57 | 85 | 346 |
| 62 | III. Tarlac | 59 | 65 | 52 | 46 | 67 | 62 | 351 |
| 63 | VII. Siquijor | 22 | 10 | 80 | 77 | 89 | 89 | 367 |
| 64 | IV. Marinduque | 52 | 59 | 75 | 67 | 48 | 67 | 368 |
| 65 | III. Cabanatuan C | 88 | 90 | 21 | 19 | 78 | 76 | 372 |
| 66 | V. Sorsogon | 68 | 68 | 50 | 51 | 74 | 65 | 376 |
| 67 | IV. Puerto Princesa C | 85 | 49 | 85 | 79 | 32 | 47 | 377 |
| 68 | CAR. Abra | 73 | 67 | 76 | 88 | 35 | 39 | 378 |
| 69 | IV. Laguna | 64 | 64 | 68 | 65 | 68 | 52 | 381 |
| 70 | III. Bulacan | 71 | 71 | 58 | 55 | 72 | 57 | 384 |
| 71 | IV. Cavite | 66 | 60 | 62 | 56 | 40 | 100 | 384 |
| 72 | V. Legaspi City | 74 | 38 | 72 | 82 | 82 | 42 | 390 |
| 73 | VI. Cadiz City | 97 | 97 | 41 | 39 | 100 | 22 | 396 |
| 74 | VI. San Carlos City | 98 | 99 | 51 | 32 | 99 | 18 | 397 |
| 75 | III. Olongapo City | 77 | 76 | 84 | 84 | 71 | 7 | 399 |
| 76 | I. Pangasinan | 38 | 69 | 71 | 64 | 90 | 74 | 406 |
| 77 | IV. Batangas | 42 | 61 | 61 | 76 | 85 | 84 | 409 |
| 78 | NCR. Marikina City | 55 | 84 | 47 | 57 | 80 | 86 | 409 |
| 79 | VI. Bacolod City | 87 | 75 | 73 | 70 | 12 | 92 | 409 |
| 80 | I. San Carlos City | 48 | 72 | 78 | 81 | 92 | 53 | 424 |
| 81 | VI. Bago City | 92 | 91 | 67 | 68 | 97 | 11 | 426 |
| 82 | VII. Cebu | 83 | 74 | 77 | 73 | 45 | 75 | 427 |
| 83 | II. Batanes | 29 | 34 | 91 | 86 | 96 | 96 | 432 |
| 84 | VII. Dumaguete City | 93 | 93 | 35 | 34 | 86 | 95 | 436 |
| 85 | IV. Lucena City | 76 | 55 | 79 | 80 | 75 | 72 | 437 |
| 86 | CAR. Baguio City | 79 | 81 | 94 | 95 | 61 | 33 | 443 |
| 87 | VI. Aklan | 82 | 78 | 92 | 92 | 31 | 68 | 443 |
| 88 | IV. Lipa City | 90 | 45 | 99 | 69 | 76 | 66 | 445 |

| | | | | | | | | |
|------------|----------------------|-----|-----|-----|-----|----|----|-----|
| 89 | NCR. Paranaque | 72 | 88 | 89 | 94 | 41 | 61 | 445 |
| 90 | VI. Roxas City | 99 | 100 | 74 | 72 | 83 | 30 | 458 |
| 91 | VII. Cebu City | 86 | 82 | 83 | 83 | 39 | 91 | 464 |
| 92 | IV. Batangas City | 78 | 52 | 93 | 78 | 84 | 81 | 466 |
| 93 | NCR. Pasig, San Juan | 69 | 86 | 81 | 89 | 60 | 87 | 472 |
| 94 | V. Naga City | 95 | 95 | 98 | 100 | 70 | 15 | 473 |
| 95 | III. Angeles City | 96 | 96 | 96 | 98 | 51 | 40 | 477 |
| 96 | NCR. Quezon City | 61 | 85 | 82 | 90 | 79 | 83 | 480 |
| 97 | V. Iriga City | 80 | 77 | 95 | 97 | 62 | 82 | 493 |
| 98 | I. Dagupan City | 84 | 89 | 87 | 87 | 69 | 98 | 514 |
| 99 | VI. La Carlota City | 94 | 94 | 97 | 96 | 98 | 80 | 559 |
| 100 | VI. Iloilo City | 100 | 98 | 100 | 99 | 95 | 69 | 561 |

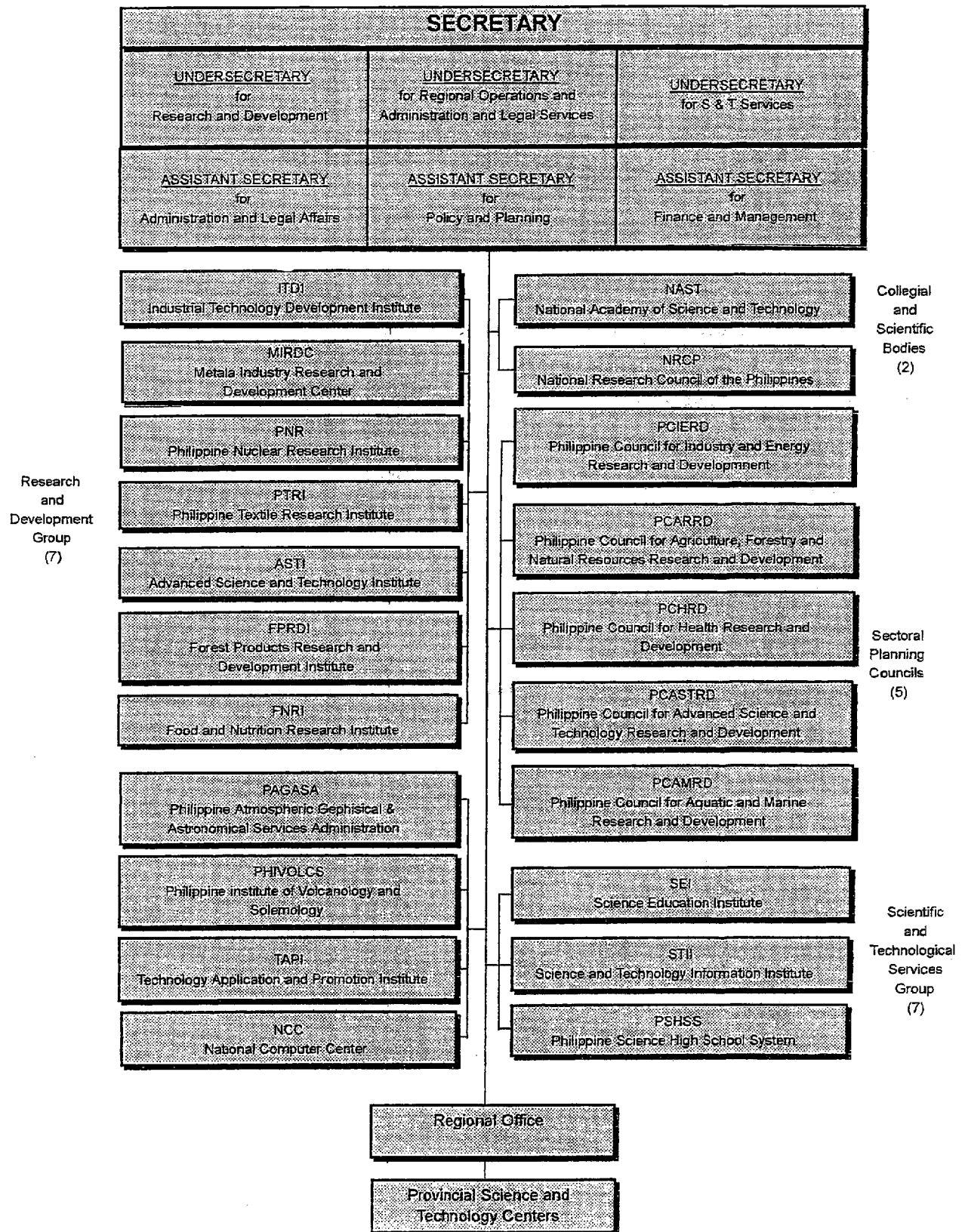
教育省 (DepEd) 組織図



高等教育委員會 (CHED) 組織圖



5. 科学技術省 (DOST) 組織図



6. Province 別初等教育指標

Province別
初等教育指標

| | GER | | | NER | | | Drop-out Rate | | | NEAT | | |
|---------------|---------|---------|---------|--------|--------|--------|---------------|--------|--------|--------|-------|---------|
| | Total | M | F | Total | M | F | Total | M | F | Pass% | Co % | Co S.D. |
| Region I | 116.54% | 117.04% | 116.01% | 99.14% | 99.98% | 98.25% | 3.69% | 4.33% | 3.02% | 51.95% | 52.98 | 15.01 |
| II | 118.51% | 117.89% | 119.16% | 98.63% | 99.95% | 97.25% | 6.12% | 7.45% | 4.74% | 48.01% | 50.03 | 15.18 |
| III | 121.63% | 121.35% | 121.93% | 99.48% | 99.88% | 99.05% | 5.28% | 6.18% | 4.34% | 38.51% | 46.64 | 14.93 |
| IV | 120.57% | 120.79% | 120.35% | 99.85% | 99.89% | 99.80% | 6.28% | 7.24% | 5.28% | 50.57% | 51.04 | 14.13 |
| V | 120.02% | 119.17% | 120.91% | 97.40% | 99.68% | 95.01% | 5.66% | 7.12% | 4.17% | 47.35% | 49.98 | 14.91 |
| VI | 119.73% | 122.19% | 117.16% | 95.48% | 97.78% | 93.08% | 4.68% | 4.52% | 4.94% | 37.07% | 46.14 | 13.94 |
| VII | 120.89% | 120.79% | 120.99% | 95.28% | 99.04% | 91.32% | 6.48% | 7.14% | 5.79% | 44.92% | 49.28 | 15.26 |
| VIII | 112.89% | 111.83% | 113.99% | 93.38% | 95.39% | 91.28% | 9.53% | 11.17% | 7.83% | 79.75% | 64.15 | 13.79 |
| IX | 120.45% | 119.73% | 121.19% | 91.92% | 94.99% | 88.74% | 11.56% | 11.93% | 11.19% | 63.46% | 55.44 | 12.52 |
| X | 124.74% | 124.62% | 124.85% | 93.03% | 94.52% | 91.48% | 7.64% | 8.90% | 6.32% | 59.02% | 55.12 | 14.57 |
| XI | 119.90% | 119.87% | 119.92% | 95.19% | 97.33% | 92.96% | 9.07% | 10.43% | 7.67% | 58.93% | 53.85 | 15.40 |
| XII | 119.77% | 119.84% | 119.68% | 94.05% | 96.51% | 91.48% | 12.15% | 13.08% | 11.19% | 41.11% | 47.04 | 15.05 |
| XIII (CARAGA) | 116.78% | 117.53% | 116.01% | 91.41% | 95.33% | 87.36% | 8.51% | 9.92% | 7.05% | N.A. | 68.59 | N.A. |
| NCR | 112.25% | 111.69% | 112.85% | 99.14% | 99.98% | 98.25% | 6.16% | 6.79% | 5.50% | 44.44% | 48.84 | 15.3 |
| CAR | 124.22% | 124.60% | 123.82% | 99.62% | 99.88% | 99.35% | 9.62% | 11.10% | 8.03% | 0.75% | N.A. | N.A. |
| ARMM | 125.19% | 117.51% | 133.31% | 82.40% | 83.45% | 81.28% | 15.50% | 15.28% | 15.84% | 55.50% | 50.72 | 14.87 |
| | 119.63% | 119.15% | 120.13% | 95.34% | 97.10% | 93.50% | 8.00% | 8.91% | 7.06% | | | |

| REGION I | GER | | | NER | | | Drop-out Rate | | | NEAT | | |
|-----------------|---------|---------|---------|---------|---------|---------|---------------|-------|-------|--------|-------|---------|
| | Total | M | F | Total | M | F | Total | M | F | Pass% | Co % | Co S.D. |
| ILOCOS NORTE | 106.23% | 109.18% | 103.32% | 90.26% | 92.96% | 87.52% | 2.79% | 3.17% | 2.37% | 76.88% | 60.12 | 13.74 |
| ILOCOS SUR | 114.25% | 116.00% | 112.40% | 97.04% | 98.95% | 95.02% | 3.52% | 4.09% | 2.89% | 34.36% | 44.96 | 13.76 |
| LA UNION | 117.08% | 116.67% | 117.50% | 98.99% | 99.13% | 98.83% | 5.69% | 6.47% | 4.89% | 50.03% | 50.54 | 14.18 |
| PANGASINAN I | 118.07% | 118.02% | 118.12% | 100.77% | 101.08% | 100.44% | 3.00% | 3.33% | 2.65% | 59.45% | 54.90 | 17.73 |
| PANGASINAN II | | | | | | | | | | | | |
| DAGUPAN CITY | 131.85% | 132.27% | 131.42% | 110.99% | 112.53% | 109.42% | 5.03% | 5.75% | 4.29% | 45.36% | 49.16 | 15.75 |
| LAOAG CITY | 108.29% | 109.12% | 107.44% | 91.49% | 93.08% | 89.85% | 2.82% | 3.87% | 1.72% | 41.61% | 47.51 | 14.09 |
| SAN CARLOS CITY | 119.68% | 120.27% | 119.05% | 102.01% | 103.00% | 100.98% | 3.00% | 3.64% | 2.32% | 55.97% | 63.68 | 15.80 |
| TOTAL | 116.54% | 117.04% | 116.01% | 99.14% | 99.98% | 98.25% | 3.69% | 4.33% | 3.02% | 51.95% | 52.98 | 15.01 |

| REGION II | GER | | | NER | | | Drop-out Rate | | | NEAT | | |
|---------------|---------|---------|---------|---------|---------|--------|---------------|--------|-------|--------|-------|---------|
| | Total | M | F | Total | M | F | Total | M | F | Pass% | Co % | Co S.D. |
| BATAANES | 115.88% | 119.22% | 112.20% | 97.34% | 101.99% | 92.20% | 0.98% | 0.91% | 1.07% | 33.89% | 45.70 | 13.13 |
| CAGAYAN | 116.69% | 116.21% | 117.19% | 97.46% | 98.92% | 95.92% | 5.78% | 7.12% | 4.38% | 41.07% | 47.59 | 13.85 |
| NUEVA VIZCAYA | 116.23% | 115.26% | 117.24% | 96.29% | 97.21% | 95.32% | 8.21% | 10.35% | 6.03% | 59.71% | 53.50 | 13.51 |
| ISABELA | 120.29% | 119.47% | 121.16% | 100.12% | 101.28% | 98.90% | 5.60% | 6.68% | 4.47% | 53.62% | 51.72 | 15.86 |
| QUIRINO | 120.88% | 121.47 | 120.27 | 99.39% | 101.72% | 96.95% | 10.02% | 12.17% | 7.75% | 51.76% | 51.66 | 19.53 |
| TOTAL | 118.51% | 117.89% | 119.16% | 98.63% | 99.95% | 97.25% | 6.12% | 7.45% | 4.74% | 48.01% | 50.03 | 15.18 |

| REGION III | GER | | | NER | | | Drop-out Rate | | | NEAT | | |
|-----------------|---------|---------|---------|---------|---------|---------|---------------|-------|-------|--------|-------|---------|
| | Total | M | F | Total | M | F | Total | M | F | Pass% | Co % | Co S.D. |
| BATAAN | 118.22% | 117.30% | 119.21% | 96.60% | 96.45% | 96.76% | 4.66% | 5.99% | 3.27% | 53.19% | 52.85 | 16.76 |
| BULACAN | 124.35% | 123.89% | 124.84% | 101.50% | 101.78% | 101.22% | 4.80% | 5.90% | 3.64% | 60.33% | 55.51 | 16.64 |
| NUEVA ECIJA | 114.65% | 114.33% | 115.00% | 93.95% | 94.28% | 93.61% | 6.26% | 7.24% | 5.23% | 34.54% | 44.82 | 15.00 |
| PAMPANGA | 119.15% | 119.57% | 118.70% | 97.54% | 98.50% | 96.52% | 5.81% | 6.51% | 5.06% | 59.73% | 54.41 | 16.74 |
| TARLAC | 122.22% | 121.94% | 122.52% | 100.07% | 100.49% | 99.64% | 5.08% | 5.69% | 4.43% | 32.01% | 43.53 | 14.32 |
| ZAMBALES | 119.54% | 120.31% | 118.74% | 98.02% | 99.28% | 96.70% | 5.81% | 6.55% | 5.01% | 28.47% | 43.27 | 13.13 |
| ANGELES CITY | 151.00% | 149.03% | 153.13% | 123.14% | 122.31% | 124.03% | 6.06% | 6.83% | 5.24% | 26.48% | 42.21 | 13.95 |
| CABANATUAN CITY | 136.08% | 134.19% | 138.09% | 111.09% | 110.24% | 111.99% | 4.15% | 5.27% | 3.01% | 28.42% | 41.59 | 14.26 |
| OLONGAPO CITY | 127.05% | 126.17% | 127.99% | 103.45% | 103.40% | 103.50% | 4.89% | 5.61% | 4.13% | 25.40% | 41.55 | 13.55 |
| TOTAL | 121.63% | 121.35% | 121.93% | 99.48% | 99.88% | 99.05% | 5.28% | 6.18% | 4.34% | 38.51% | 46.64 | 14.93 |

州名網かけ: 貧困22州、教育指標網かけ: 下位22位

Province別
初等教育指標

| REGION IV | GER | | | NER | | | Drop-out Rate | | | NEAT | | |
|-----------------|---------|---------|---------|--------|--------|--------|---------------|--------|-------|--------|-------|---------|
| | Total | M | F | Total | M | F | Total | M | F | Pass% | Co % | Co S.D. |
| AUFORA | 112.75% | 111.08% | 114.54% | 99.72% | 99.77% | 99.68% | 6.93% | 7.94% | 5.87% | 56.45% | 52.50 | 14.03 |
| BATANGAS | 118.59% | 117.13% | 120.17% | 99.95% | 99.99% | 99.90% | 3.82% | 4.66% | 2.93% | 68.96% | 57.12 | 13.67 |
| CAVITE | 123.16% | 124.38% | 121.91% | 99.93% | 99.97% | 99.89% | 6.80% | 8.13% | 5.41% | 46.16% | 49.53 | 14.24 |
| LAGUNA | 122.89% | 124.69% | 121.04% | 99.99% | 99.99% | 99.99% | 5.06% | 5.90% | 4.17% | 56.23% | 53.25 | 15.95 |
| MARINDUQUE | 120.67% | 120.26% | 121.11% | 99.89% | 99.93% | 99.84% | 6.28% | 7.10% | 5.41% | 36.80% | 46.44 | 13.15 |
| OCC. MINDORO | 121.95% | 120.30% | 123.71% | 99.87% | 99.91% | 99.83% | 7.77% | 8.74% | 6.78% | 65.53% | 56.07 | 14.72 |
| OR. MINDORO | 122.07% | 120.66% | 123.57% | 99.85% | 99.89% | 99.80% | 9.11% | 10.42% | 7.74% | 32.88% | 44.96 | 13.57 |
| PALAWAN | 122.74% | 121.36% | 124.20% | 99.80% | 99.84% | 99.75% | 9.43% | 10.80% | 8.03% | 43.86% | 48.00 | 13.89 |
| QUEZON | 119.59% | 118.95% | 120.28% | 99.97% | 99.99% | 99.95% | 5.67% | 6.78% | 4.49% | 41.51% | 47.82 | 15.53 |
| RIZAL | 112.88% | 115.20% | 110.53% | 99.56% | 99.61% | 99.52% | 5.24% | 6.26% | 4.18% | 40.28% | 47.41 | 14.42 |
| ROMBLON | 121.08% | 120.94% | 121.23% | 99.87% | 99.91% | 99.82% | 6.95% | 8.09% | 5.74% | 45.79% | 49.31 | 14.65 |
| BATANGAS CITY | 127.77% | 128.48% | 127.01% | 99.71% | 99.75% | 99.67% | 3.85% | 4.47% | 3.18% | 81.38% | 62.89 | 13.61 |
| CAVITE CITY | 110.43% | 113.12% | 107.68% | 99.54% | 99.61% | 99.47% | 7.14% | 6.74% | 7.56% | 30.15% | 43.39 | 13.48 |
| LIPA CITY | 139.09% | 138.39% | 139.84% | 99.15% | 99.75% | 98.51% | 4.59% | 5.47% | 3.65% | 57.16% | 53.81 | 13.56 |
| LUCENA CITY | 126.01% | 122.44% | 129.92% | 99.80% | 99.84% | 99.75% | 4.60% | 5.39% | 3.79% | 35.11% | 45.68 | 13.56 |
| PUERTO PRINCESA | 132.03% | 131.43% | 132.66% | 99.51% | 99.54% | 99.47% | 7.19% | 8.35% | 5.96% | 77.38% | 60.71 | 13.40 |
| SAN PABLO CITY | 120.39% | 122.64% | 118.13% | 99.96% | 99.99% | 99.93% | 6.40% | 7.79% | 4.95% | 44.06% | 48.87 | 14.85 |
| TOTAL | 120.57% | 120.79% | 120.35% | 99.85% | 99.89% | 99.80% | 6.28% | 7.24% | 5.28% | 50.57% | 51.04 | 14.13 |

| REGION V | GER | | | NER | | | Drop-out Rate | | | NEAT | | |
|-----------------|---------|---------|---------|---------|---------|---------|---------------|--------|-------|--------|-------|---------|
| | Total | M | F | Total | M | F | Total | M | F | Pass% | Co % | Co S.D. |
| ALBAY | 115.33% | 114.57% | 116.13% | 93.80% | 96.03% | 91.44% | 4.10% | 5.96% | 2.16% | 29.68% | 42.64 | 14.51 |
| CAMARINES NORTE | 110.94% | 111.07% | 110.81% | 90.26% | 93.10% | 87.27% | 5.18% | 6.30% | 3.99% | 56.60% | 53.60 | 16.66 |
| CAMARINES SUR | 116.27% | 116.56% | 115.95% | 94.60% | 97.69% | 91.34% | 6.59% | 7.63% | 5.48% | 49.75% | 50.36 | 13.53 |
| CATANDUANES | 117.31% | 117.54% | 117.07% | 94.56% | 97.57% | 91.39% | 4.45% | 5.59% | 3.25% | 58.36% | 52.95 | 14.00 |
| MASBATE | 129.49% | 128.57% | 130.44% | 105.35% | 107.78% | 102.84% | 11.58% | 13.77% | 9.35% | 27.39% | 41.69 | 15.49 |
| SORSOGON | 123.60% | 119.33% | 128.09% | 100.49% | 100.03% | 100.97% | 4.64% | 8.09% | 1.26% | 49.44% | 50.66 | 16.73 |
| IRIGA CITY | 129.47% | 127.50% | 131.55% | 104.00% | 105.82% | 102.07% | 5.32% | 6.17% | 4.45% | 86.33% | 66.76 | 14.41 |
| LEGASPI CITY | 124.94% | 127.22% | 122.51% | 97.84% | 102.76% | 92.63% | 4.05% | 4.04% | 4.05% | 31.97% | 44.76 | 14.16 |
| NAGA CITY | 150.24% | 146.67% | 153.95% | 120.22% | 121.69% | 118.69% | 5.02% | 6.55% | 3.50% | 37.59% | 46.42 | 14.73 |
| TOTAL | 120.02% | 119.17% | 120.91% | 97.40% | 99.68% | 95.01% | 5.66% | 7.12% | 4.17% | 47.35% | 49.98 | 14.91 |

| REGION VI | GER | | | NER | | | Drop-out Rate | | | NEAT | | |
|-------------------|---------|---------|---------|---------|---------|---------|---------------|---------|---------|--------|-------|---------|
| | Total | M | F | Total | M | F | Total | M | F | Pass% | Co % | Co S.D. |
| AKLAN | 129.69% | 131.72% | 127.59% | 104.10% | 106.33% | 101.79% | 7.25% | 7.68% | 6.79% | 44.82% | 48.30 | 14.74 |
| ANTIQUE | 123.25% | 125.94% | 120.45% | 99.22% | 101.91% | 96.41% | 9.71% | 13.89% | 5.14% | 32.60% | 44.54 | 13.91 |
| CAPIZ | 123.04% | 123.67% | 122.39% | 98.78% | 99.70% | 97.82% | 12.43% | 15.03% | 9.68% | 76.61% | 60.60 | 14.65 |
| GUIMARAS | 121.55% | 126.81% | 115.98% | 97.48% | 102.10% | 92.60% | 11.71% | 9.79% | 13.92% | 37.09% | 46.26 | 13.18 |
| ILOILO | 112.10% | 114.30% | 109.79% | 89.99% | 92.14% | 87.75% | 11.96% | 12.54% | 11.38% | 30.12% | 43.58 | 13.28 |
| NEGROS OCCIDENTAL | 102.98% | 104.03% | 101.87% | 82.43% | 83.68% | 81.13% | 9.02% | 7.95% | 10.17% | 31.09% | 43.71 | 14.02 |
| BACOLOD CITY | 133.39% | 135.83% | 130.83% | 103.13% | 104.46% | 101.75% | 10.66% | 11.01% | 10.27% | 34.44% | 45.11 | 14.43 |
| BAGO CITY | 139.52% | 146.26% | 132.46% | 111.66% | 117.45% | 105.60% | -0.94% | -2.19% | 0.50% | 32.88% | 44.16 | 13.48 |
| CADIZ CITY | 160.60% | 168.45% | 152.66% | 127.33% | 134.04% | 120.54% | -18.86% | -21.36% | -16.06% | 27.12% | 43.45 | 13.18 |
| ILOILO CITY | 168.23% | 176.52% | 159.63% | 128.17% | 133.66% | 122.48% | 2.59% | -0.85% | 6.53% | 31.53% | 44.15 | 14.23 |
| LA CARLOTA CITY | 148.46% | 141.07% | 156.10% | 116.39% | 111.63% | 121.31% | -1.78% | 2.99% | -6.23% | 46.62% | 49.86 | 14.74 |
| ROXAS CITY | 166.25% | 174.32% | 157.97% | 130.92% | 137.69% | 123.96% | 3.91% | 2.58% | 5.42% | 18.29% | 38.79 | 12.56 |
| SAGAY CITY | 125.66% | 130.58% | 120.55% | 101.15% | 105.76% | 96.37% | 8.36% | 7.23% | 9.70% | 30.67% | 44.26 | 13.98 |
| SAN CARLOS CITY | 162.72% | 170.59% | 154.84% | 130.56% | 137.62% | 123.49% | -2.47% | -5.91% | 1.32% | 61.49% | 55.27 | 16.21 |
| SILAY CITY | 105.20% | 111.05% | 99.33% | 84.54% | 89.91% | 79.16% | 6.57% | 7.45% | 5.60% | 20.86% | 40.13 | 12.55 |
| TOTAL | 119.73% | 122.19% | 117.16% | 95.48% | 97.78% | 93.08% | 4.68% | 4.52% | 4.94% | 37.07% | 46.14 | 13.94 |

州名網かけ：貧困22州、教育指標網かけ：下位22位

Province別
初等教育指標

| REGION VII | GER | | | NER | | | Drop-out Rate | | | NEAT | | |
|-----------------|---------|---------|---------|---------|---------|---------|---------------|--------|-------|--------|-------|---------|
| | Total | M | F | Total | M | F | Total | M | F | Pass% | Co % | Co S.D. |
| BOHOL | 117.55% | 118.33% | 116.73% | 92.48% | 96.79% | 87.96% | 6.65% | 7.75% | 5.49% | 55.25% | 52.95 | 15.41 |
| CEBU | 130.44% | 124.22% | 137.71% | 102.57% | 101.57% | 103.73% | 6.46% | 8.01% | 4.83% | 61.80% | 57.46 | 18.01 |
| CEBU CITY | 132.16% | 140.90% | 124.00% | 105.29% | 116.95% | 94.48% | 6.83% | 7.57% | 6.05% | 61.99% | 56.09 | 16.89 |
| DUMAGUETE CITY | 142.20% | 138.65% | 146.17% | 113.47% | 115.23% | 111.51% | 3.82% | 3.22% | 4.46% | 35.19% | 46.02 | 14.81 |
| LAPU-LAPU CITY | 101.71% | 105.01% | 98.43% | 80.53% | 88.52% | 74.56% | 3.04% | 2.96% | 3.13% | 21.42% | 40.65 | 13.03 |
| MANDAUE CITY | 97.62% | 106.48% | 89.75% | 77.29% | 67.68% | 68.04% | 5.85% | 6.05% | 5.63% | 59.04% | 54.53 | 15.06 |
| NEGROS ORIENTAL | 115.12% | 114.15% | 116.14% | 90.41% | 93.26% | 87.43% | 11.54% | 12.70% | 9.32% | 43.05% | 47.84 | 15.44 |
| SIQUIJOR | 112.83% | 113.35% | 112.28% | 88.64% | 92.56% | 84.49% | 3.51% | 3.46% | 3.56% | 26.91% | 42.74 | 13.59 |
| TOLEDO CITY | 95.73% | 107.69% | 86.59% | 75.45% | 88.28% | 64.57% | 10.64% | 11.57% | 9.66% | 37.62% | 45.20 | 15.10 |
| TOTAL | 120.89% | 120.79% | 120.99% | 95.28% | 99.04% | 91.32% | 6.48% | 7.14% | 5.79% | 44.92% | 49.28 | 15.26 |

| REGION VIII | GER | | | NER | | | Drop-out Rate | | | NEAT | | |
|----------------|---------|---------|---------|---------|---------|---------|---------------|--------|--------|--------|-------|---------|
| | Total | M | F | Total | M | F | Total | M | F | Pass% | Co % | Co S.D. |
| BILIRAN | 118.88% | 118.62% | 119.16% | 98.91% | 101.95% | 95.70% | 7.13% | 8.28% | 5.93% | 78.90% | 62.68 | 14.56 |
| LEYTE | 108.03% | 106.43% | 109.72% | 89.64% | 91.14% | 88.07% | 8.44% | 10.32% | 6.53% | 96.78% | 74.86 | 11.05 |
| SOUTHERN LEYTE | 116.02% | 116.31% | 115.72% | 95.94% | 99.16% | 92.52% | 5.20% | 6.68% | 3.62% | 88.22% | 67.62 | 13.37 |
| EASTERN SAMAR | 119.41% | 119.93% | 118.88% | 99.25% | 102.90% | 95.51% | 9.14% | 10.78% | 7.45% | 94.01% | 71.38 | 12.32 |
| NORTHERN SAMAR | 116.90% | 116.46% | 117.37% | 97.21% | 100.01% | 94.29% | 11.20% | 12.77% | 9.57% | 82.50% | 64.67 | 15.45 |
| SAMAR | 107.10% | 104.20% | 110.19% | 89.02% | 89.42% | 88.60% | 13.96% | 16.34% | 11.57% | 78.27% | 61.87 | 15.84 |
| CALBAYOG CITY | 123.85% | 122.78% | 124.96% | 102.55% | 104.82% | 100.16% | 13.46% | 15.69% | 11.17% | 69.47% | 57.75 | 14.94 |
| ORMOC CITY | 115.07% | 115.07% | 115.07% | 93.78% | 96.21% | 91.29% | 9.59% | 10.68% | 8.46% | 93.59% | 70.96 | 11.44 |
| TACLOBAN CITY | 119.74% | 119.49% | 119.99% | 93.60% | 94.82% | 92.38% | 7.62% | 9.02% | 6.22% | 36.05% | 45.55 | 15.10 |
| TOTAL | 112.89% | 111.83% | 113.99% | 93.38% | 95.39% | 91.28% | 9.53% | 11.17% | 7.83% | 79.75% | 64.15 | 13.79 |

| REGION IX | GER | | | NER | | | Drop-out Rate | | | NEAT | | |
|----------------|---------|---------|---------|---------|---------|---------|---------------|--------|--------|--------|--------|---------|
| | Total | M | F | Total | M | F | Total | M | F | Pass% | Co % | Co S.D. |
| BASILAN | 109.16% | 107.34% | 111.06% | 83.92% | 85.82% | 81.94% | 14.87% | 15.69% | 14.05% | 53.78% | 50.65% | 15.88 |
| ZAM. DEL NORTE | 117.62% | 118.54% | 116.68% | 90.80% | 95.14% | 86.39% | 13.78% | 11.13% | 16.50% | 67.62% | 57.98% | 16.62 |
| ZAM. DEL SUR | 112.62% | 112.67% | 112.58% | 85.94% | 88.94% | 81.75% | 11.25% | 9.68% | 12.85% | 60.03% | 53.98% | 14.01 |
| DAPITAN CITY | 114.11% | 102.55% | 129.38% | 87.51% | 81.33% | 95.67% | 10.77% | 14.81% | 6.54% | 92.47% | 66.52% | 10.14 |
| DIPOLOG CITY | 131.87% | 128.27% | 135.62% | 99.74% | 103.45% | 95.88% | 11.34% | 12.39% | 10.31% | 76.97% | 60.50% | 13.62 |
| PAGADIAN CITY | 126.36% | 122.85% | 129.98% | 99.06% | 99.76% | 98.34% | 8.90% | 10.46% | 7.39% | 50.46% | 50.58% | 14.59 |
| ZAMBOANGA CITY | 152.03% | 150.40% | 153.75% | 115.18% | 117.90% | 112.32% | 10.00% | 9.35% | 10.87% | 42.88% | 47.86% | 16.81 |
| TOTAL | 120.45% | 119.73% | 121.19% | 91.92% | 94.99% | 88.74% | 11.56% | 11.93% | 11.19% | 63.46% | 55.44% | 14.52 |

| REGION X | GER | | | NER | | | Drop-out Rate | | | NEAT | | |
|------------------|---------|---------|---------|---------|---------|---------|---------------|--------|--------|--------|--------|---------|
| | Total | M | F | Total | M | F | Total | M | F | Pass% | Co % | Co S.D. |
| BUKIDNON | 118.54% | 117.96% | 119.15% | 88.18% | 89.24% | 87.08% | 10.75% | 12.61% | 8.82% | 77.65% | 61.51% | 14.80 |
| CAMIGUIN | 123.20% | 124.27% | 122.05% | 92.01% | 94.35% | 89.50% | 3.93% | 5.23% | 2.52% | 32.41% | 51.25% | 14.17 |
| MIS. OCCIDENTAL | 119.71% | 121.12% | 118.25% | 89.35% | 91.90% | 86.68% | 6.01% | 6.51% | 5.48% | 59.40% | 53.17% | 14.81 |
| MISAMIS ORIENTAL | 137.48% | 136.90% | 138.08% | 96.49% | 97.43% | 95.50% | 6.35% | 7.67% | 4.97% | 63.25% | 56.08% | 17.03 |
| CAG. DE ORO CITY | 126.62% | 126.49% | 126.75% | 102.85% | 104.85% | 100.76% | 5.34% | 6.19% | 4.45% | 30.18% | 43.02% | 14.66 |
| GINGOOG CITY | 126.84% | 127.16% | 126.50% | 94.70% | 96.52% | 92.78% | 13.78% | 15.32% | 12.16% | 90.75% | 67.19% | 12.14 |
| OZAMIS CITY | 129.30% | 130.40% | 128.17% | 96.59% | 99.05% | 94.06% | 7.35% | 8.76% | 5.86% | 59.52% | 53.59% | 14.36 |
| TOTAL | 124.74% | 124.62% | 124.85% | 93.03% | 94.52% | 91.48% | 7.64% | 8.90% | 6.32% | 59.02% | 55.12% | 14.57 |

州名網かけ: 貧困22州、教育指標網かけ: 下位22位

Province別
初等教育指標

| REGION XI | GER | | | NER | | | Drop-out Rate | | | NEAT | | | |
|------------------|---------|---------|---------|--------|--------|--------|---------------|--------|--------|--------|--------|---------|-------|
| | Total | M | F | Total | M | F | Total | M | F | Pass% | Co % | Co S.D. | |
| COPOSTELA VALLE | | | | | | | | | | | 43.56% | 48.55% | 16.99 |
| DABAO | | | | | | | | | | | 76.95% | 61.64% | 15.41 |
| DAVAO DEL NORTE | 119.38% | 119.94% | 118.80% | 87.00% | 94.69% | 78.99% | 8.13% | 9.50% | 6.69% | | | | |
| DAVAO DEL SUR | 117.16% | 114.88% | 119.55% | 84.75% | 89.71% | 79.54% | 11.50% | 13.51% | 9.46% | 60.59% | 54.80% | 16.35 | |
| DAVAO ORIENTAL | 132.16% | 130.99% | 133.37% | 94.07% | 97.78% | 90.21% | 11.98% | 13.43% | 10.40% | 26.34% | 40.64% | 14.61 | |
| SARANGANI | 101.10% | 99.36% | 102.93% | 73.18% | 77.70% | 68.43% | 12.18% | 13.62% | 10.71% | 82.36% | 60.66% | 14.31 | |
| SOUTH COTABATO | 119.81% | 118.65% | 121.03% | 86.65% | 92.71% | 80.26% | 8.52% | 9.05% | 7.97% | 70.96% | 58.26% | 14.71 | |
| DAVAO CITY | 125.71% | 125.56% | 125.88% | 90.97% | 97.31% | 84.34% | 5.10% | 6.75% | 3.37% | 70.59% | 58.52% | 15.54 | |
| GEN. SANTOS CITY | 125.85% | 126.14% | 125.56% | 92.05% | 98.58% | 85.30% | 6.08% | 7.11% | 5.01% | 41.09% | 47.73% | 15.24 | |
| TOTAL | 120.17% | 119.36% | 121.02% | 86.95% | 92.64% | 81.01% | 9.07% | 10.43% | 7.67% | 58.93% | 53.85% | 15.40 | |

| REGION XII | GER | | | NER | | | Drop-out Rate | | | NEAT | | |
|-----------------|---------|---------|---------|---------|---------|---------|---------------|--------|--------|--------|--------|---------|
| | Total | M | F | Total | M | F | Total | M | F | Pass% | Co % | Co S.D. |
| LANAO DEL NORTE | 80.80% | 78.80% | 82.81% | 80.11% | 77.98% | 82.39% | 12.58% | 15.57% | 9.58% | 40.91% | 46.60% | 16.23 |
| NORTH COTABATO | 94.99% | 94.24% | 95.79% | 93.88% | 92.90% | 94.90% | 11.25% | 11.96% | 10.50% | 27.52% | 41.37% | 15.84 |
| COTABATO CITY | 95.63% | 96.67% | 94.60% | 92.29% | 91.54% | 93.02% | 13.18% | 12.95% | 13.39% | 20.93% | 40.11% | 12.63 |
| ILIGAN CITY | 99.11% | 98.27% | 100.00% | 96.64% | 94.69% | 98.71% | 8.05% | 8.54% | 7.55% | 32.03% | 44.39% | 14.49 |
| SULTAN KUDARAT | 115.32% | 113.68% | 117.10% | 83.41% | 88.53% | 77.87% | 9.91% | 11.46% | 8.28% | 43.25% | 47.77% | 16.86 |
| MARAWI CITY | 125.22% | 112.12% | 139.50% | 119.86% | 105.73% | 135.27% | 17.92% | 18.00% | 17.86% | 82.03% | 62.00% | 14.22 |
| TOTAL | 101.85% | 98.96% | 104.98% | 94.37% | 91.89% | 97.03% | 12.15% | 13.08% | 11.19% | 41.11% | 47.04% | 15.05 |

| REGION XIII | GER | | | NER | | | Drop-out Rate | | | NEAT | | |
|-----------------|---------|---------|---------|--------|--------|--------|---------------|--------|-------|--------|--------|---------|
| | Total | M | F | Total | M | F | Total | M | F | Pass% | Co % | Co S.D. |
| AGUSAN DEL NORT | 116.41% | 116.21% | 116.62% | 91.07% | 94.26% | 87.72% | 9.54% | 11.31% | 7.68% | 89.11% | 69.07% | 13.31 |
| AGUSAN DEL SUR | 109.67% | 110.08% | 109.25% | 85.80% | 89.29% | 82.21% | 10.81% | 12.74% | 8.81% | 92.32% | 70.05% | 12.92 |
| SIARGAO | 128.88% | 131.31% | 126.45% | 96.64% | 98.22% | 95.05% | 8.49% | 9.45% | 7.48% | 91.24% | 69.63% | 12.86 |
| SURIGAO DEL NOR | 117.70% | 119.22% | 116.13% | 93.61% | 99.76% | 87.29% | 8.02% | 9.93% | 6.02% | 95.39% | 71.45% | 11.14 |
| SURIGAO DEL SUR | 119.00% | 120.60% | 117.35% | 93.17% | 97.83% | 88.40% | 8.62% | 9.90% | 7.27% | N.R. | 58.52% | N.R. |
| BUTUAN CITY | 122.41% | 122.20% | 122.64% | 95.96% | 99.13% | 92.65% | 9.27% | 10.22% | 8.28% | 92.23% | 72.83% | 13.50 |
| SURIGAO CITY | 121.81% | 121.95% | 121.66% | 95.48% | 98.93% | 91.97% | 4.85% | 5.88% | 3.79% | | | |
| TOTAL | 116.78% | 117.53% | 116.01% | 91.41% | 95.33% | 87.36% | 8.51% | 9.92% | 7.05% | N.A. | 68.59% | N.A. |

| NCR | GER | | | NER | | | Drop-out Rate | | | NEAT | | |
|------------------|---------|---------|---------|---------|---------|---------|---------------|--------|-------|--------|--------|---------|
| | Total | M | F | Total | M | F | Total | M | F | Pass% | Co % | Co S.D. |
| MANILA | 118.17% | 116.99% | 119.42% | 104.21% | 104.54% | 103.85% | 9.77% | 11.39% | 8.09% | 48.23% | 50.44% | 15.75 |
| QUEZON CITY | 122.51% | 121.18% | 123.92% | 108.51% | 108.90% | 108.09% | 4.15% | 4.76% | 3.52% | 40.77% | 47.60% | 15.95 |
| MANDALUYONG C | 100.34% | 117.88% | 81.94% | 89.71% | 107.51% | 71.05% | 3.80% | 4.21% | 3.20% | 44.45% | 48.60% | 15.64 |
| MARIKINA CITY | 121.12% | 119.87% | 122.43% | 107.07% | 107.43% | 106.70% | 4.11% | 4.67% | 3.54% | 47.16% | 50.46% | 16.34 |
| PASIG & SAN JUAN | 123.76% | 119.60% | 128.16% | 110.18% | 108.04% | 112.44% | 5.43% | 5.85% | 5.02% | 45.59% | 49.38% | 15.73 |
| KALOOKAN CITY | 99.68% | 98.83% | 100.60% | 87.47% | 87.70% | 87.22% | 5.96% | 6.60% | 5.28% | 32.63% | 44.32% | 14.41 |
| VALMANA | 107.75% | 107.47% | 108.05% | 94.37% | 95.14% | 93.55% | 6.43% | 7.30% | 5.51% | 41.61% | 48.11% | 14.62 |
| PASAY CITY | 86.69% | 84.77% | 88.57% | 76.39% | 75.70% | 77.11% | 7.86% | 8.30% | 7.41% | 45.52% | 48.83% | 14.44 |
| MAKATI CITY | 96.67% | 98.51% | 95.13% | 85.54% | 88.13% | 82.80% | 7.04% | 7.02% | 7.07% | 59.77% | 54.72% | 14.68 |
| PARANAQUE | 124.36% | 122.27% | 126.56% | 110.57% | 110.37% | 110.77% | 6.79% | 6.88% | 6.69% | 41.44% | 47.67% | 15.05 |
| LAS PINAS | 107.57% | 107.51% | 107.54% | 95.24% | 96.60% | 93.80% | 7.37% | 7.92% | 6.79% | 44.08% | 48.86% | 16.68 |
| MUNTINLUPA CITY | 98.09% | 98.40% | 97.75% | 87.11% | 88.71% | 85.41% | 6.17% | 7.03% | 5.26% | 47.86% | 50.26% | 15.63 |
| TAGUIG & PATEROS | 118.40% | 116.95% | 119.95% | 104.11% | 104.09% | 104.13% | 5.26% | 6.33% | 4.16% | 38.62% | 45.73% | 13.98 |
| TOTAL | 112.25% | 111.69% | 112.85% | 99.14% | 99.98% | 98.25% | 6.16% | 6.79% | 5.50% | 44.44% | 48.84% | 15.30 |

州名網かけ: 貧困22州、教育指標網かけ: 下位22位

Province別
初等教育指標

| CAR | GER | | | NER | | | Drop-out Rate | | | NEAT | | |
|--------------|---------|---------|---------|---------|---------|---------|---------------|--------|--------|--------|--------|---------|
| | Total | M | F | Total | M | F | Total | M | F | Pass% | Co % | Co S.D. |
| ABRA | 124.69% | 123.05% | 126.49% | 100.12% | 98.95% | 101.42% | 7.06% | 8.23% | 5.80% | 64.30% | 55.36% | 16.40 |
| APAYAO | 137.92% | 139.59% | 136.13% | 110.52% | 112.22% | 108.69% | 11.88% | 13.70% | 9.88% | 23.60% | 40.36% | 12.61 |
| BENGUET | 112.04% | 115.33% | 108.68% | 88.98% | 91.53% | 86.36% | 9.51% | 11.01% | 7.89% | 35.50% | 45.69% | 12.80 |
| BUGAO | 122.59% | 120.52% | 124.81% | 98.23% | 96.90% | 99.66% | 11.06% | 13.17% | 8.86% | 61.01% | 54.57% | 14.80 |
| KALINGA | 139.45% | 136.57% | 142.58% | 111.96% | 109.82% | 114.29% | 13.08% | 15.17% | 10.91% | 43.45% | 47.71% | 14.83 |
| MT. PROVINCE | 122.30% | 121.71% | 122.95% | 98.14% | 97.87% | 98.45% | 9.37% | 9.90% | 8.79% | 48.62% | N.R. | N.R. |
| BAGUIO CITY | 129.24% | 130.99% | 127.45% | 105.04% | 105.43% | 104.64% | 5.34% | 6.54% | 4.10% | 49.73% | 50.57% | 13.88 |
| TOTAL | 124.22% | 124.60% | 123.82% | 99.62% | 99.88% | 99.35% | 9.62% | 11.10% | 8.03% | 46.61% | N.A. | N.A. |

| ARMM | GER | | | NER | | | Drop-out Rate | | | NEAT | | |
|------------------|---------|---------|---------|--------|--------|--------|---------------|--------|--------|--------|--------|---------|
| | Total | M | F | Total | M | F | Total | M | F | Pass% | Co % | Co S.D. |
| LANAO DEL SUR I | 204.45% | 214.37% | 195.77% | 97.21% | 95.75% | 98.49% | 7.26% | 6.66% | 7.83% | 85.40% | 60.61% | 10.52 |
| LANAO DEL SUR II | 176.32% | 155.63% | 197.48% | 96.45% | 96.25% | 96.65% | 22.68% | 26.27% | 19.79% | 43.72% | 45.96% | 12.91 |
| MAGUINDANO | 99.37% | 91.25% | 108.83% | 77.97% | 80.76% | 74.72% | 20.95% | 21.91% | 20.61% | 30.35% | 41.29% | 17.42 |
| SULU | 84.85% | 81.00% | 88.90% | 71.24% | 72.94% | 69.45% | 16.93% | 13.95% | 19.78% | 44.19% | 46.81% | 16.58 |
| TAWI-TAWI | 128.30% | 123.03% | 133.96% | 84.19% | 85.41% | 82.88% | 9.70% | 7.60% | 11.76% | 73.84% | 58.94% | 16.90 |
| TOTAL | 125.19% | 117.51% | 133.31% | 82.40% | 83.45% | 81.28% | 15.50% | 15.28% | 15.84% | 55.50% | 50.72% | 14.87 |

州名網かけ: 貧困22州、教育指標網かけ: 下位22位

7. 訪れた小学校プロフィール

7-1 Talisay 小学校

7-1-1 プロファイル

Talisay 小学校 (TES)

Talisay I District, Division of Negros Occidental

Talisay は 1999 年に City になった。

1. 小学校概要

就学前教育も併設する中央小学校。1989年に大きくなりすぎたので、2つの学校に分離した。

2001-02 Survival rate 94% Participation rate 95% Graduation rate 100%
Retention rate 99% Promotion rate 96% Drop-out rate 0.2%

Talisay 小学校 (2002年8月26日現在)

| | 1 年生 | | 2 | | 3 | | 4 | | 5 | | 6 | | 合計 | |
|-------|------|-----|-----|-----|-----|-----|-----|-----|-----|-----|-----|-----|-----|-----|
| | M | F | M | F | M | F | M | F | M | F | M | F | M | F |
| 児童数# | 174 | 148 | 138 | 143 | 135 | 142 | 147 | 147 | 130 | 135 | 149 | 128 | 873 | 843 |
| 教員# | 0 | 6 | 0 | 5 | 0 | 5 | 0 | 6 | 2 | 8 | 1 | 9 | 3 | 39 |
| 教室# | 7 | | 6 | | 6 | | 6 | | 6 | | 6 | | 37 | |
| クラス# | 6 | | 6 | | 6 | | 6 | | 6 | | 5 | | 35 | |
| 机 # | 125 | | 132 | | 109 | | 83 | | 0 | | 4 | | 453 | |
| 椅子# | 0 | | 16 | | 34 | | 102 | | 265 | | 211 | | 628 | |
| トイレ # | 7 | | 6 | | 6 | | 6 | | 6 | | 6 | | 39 | |

教科書の数 (#)

| | 1 年生 | 2 | 3 | 4 | 5 | 6 | 合計 |
|-------------|------|-----|-----|-----|----|----|-----|
| Filipino # | 107 | 130 | 270 | 240 | 40 | 8 | 831 |
| 英語# | 150 | 166 | 52 | 300 | 91 | 70 | 827 |
| 理科# | | 52 | 120 | 110 | 45 | 30 | 357 |
| 算数# | 388 | 166 | 120 | 40 | 70 | 20 | 804 |
| Makabayan # | 286 | 30 | 30 | 140 | 45 | 45 | 892 |

2. ワークショップからわかったこと

(1) 現在の問題点 (詳細は、ワークショップ報告参照のこと)

教員は、新しいカリキュラムを導入しようとしなない。←理解ができていない。

←トレーニングが不足している。

教員は生徒をやる気にできない。

新しいカリキュラムのための教科書、教材が足りない (教員は、参考資料を近隣学校等から入手し、自己負担でコピーして活用している)。

生徒が学ぶ気がない。

生徒が積極的ではない。

栄養状態の悪い子供への給食が足りない。

Talisay 小学校には 14 人のとても栄養状態が悪 (mal-nutritioned) く、172 人は悪い (moderate)。

Talisay School District には 137 校があり、全児童数の 15% に当たる 924 人の栄養状態は悪い。

課題がむつかしい。

保護者の支援が足りない。

(2) 学校を取り巻く組織 (詳細は、ワークショップ報告参照)

学校に関係する組織として、25 が存在する。それを学校との関係の強さに基づき 3 つのグループに分けると、一番関係が強いものとして、LSB、PTCA、同窓会、Talisay Association of Young Professionals、そして宗教団体 (教会) が挙げられた。一方、政治家は、施設改善を支援するとともに、優秀児童への賞を提供することで、また、民間企業は、賞や学習機会の提供をおこなうとして、もっとも弱い関係をもつグループに入れられた。

(3) 児童生活時間帯調査 (詳細は、ワークショップ報告参照のこと)

小学校に就学している児童は、当然のことながら、生活の中で学校の占める割合が多い。

一方、町で就学していない児童 (Out of School Children) 4人のうちの2人の男児は、マーケットでの商売およびまたは Sikad(サイドカーのついた自転車)を運転に従事している。学校にいかない理由を、ワークショップのファシリテーターによれば、1人の女児は経済的理由をあげたが、男児の1人は「怠け者 (lazy)」としたという。

3. 学校開発計画

2002年6月(新学年度)に、アドミニのスタッフにより、予算計画 (Budget Plan) が策定されている(入手できず)。一方、年間行動計画も策定されている。この行動計画は、児童のパフォーマンス、教員開発、カリキュラム開発、施設改善、特別プログラムおよび調査の6項目について、それぞれ目標を設定し、戦略/活動、実施者、タイムフレーム、必要な資源、資金源、指標を明記してある。資金源については、教科書については、国の Textbook Fund を、それ以外は、Province School Board、Local School Board、School Fund、School Canteen Fund、政治家等を想定している。

4. 新しいカリキュラム導入にかかる問題点

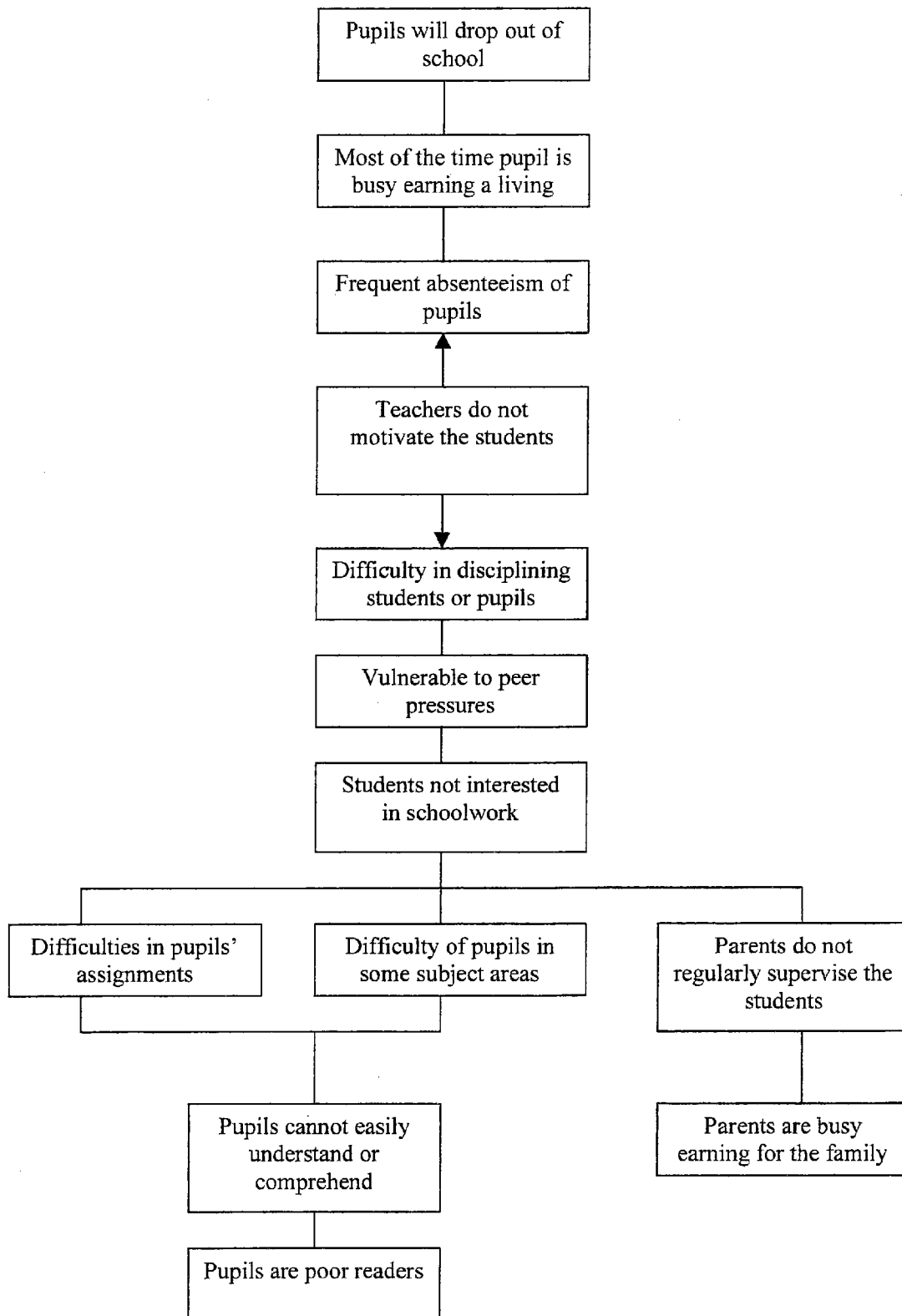
教科書および教授用教材が不足している。コンピューター教育は、それに精通した教員がいないため、またコンピューターを含む教材がないために、おこなうことができない。

6. Basic Education Act 2001 の導入後の変化

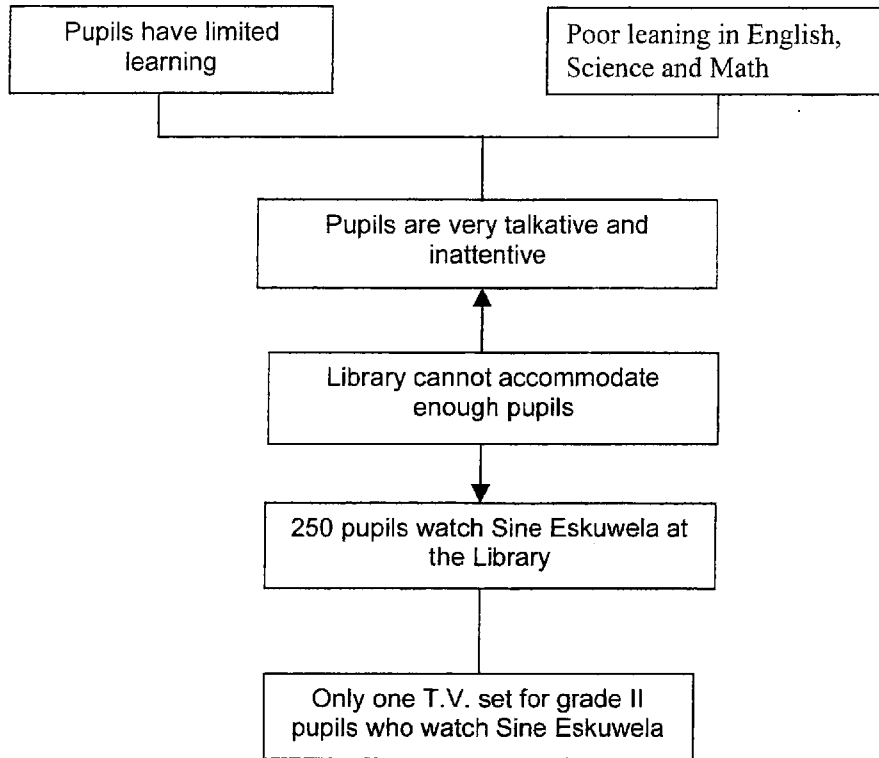
アドミニが学校運営においてもっと力を持つようになった。

7. 奨学金の制度はない。

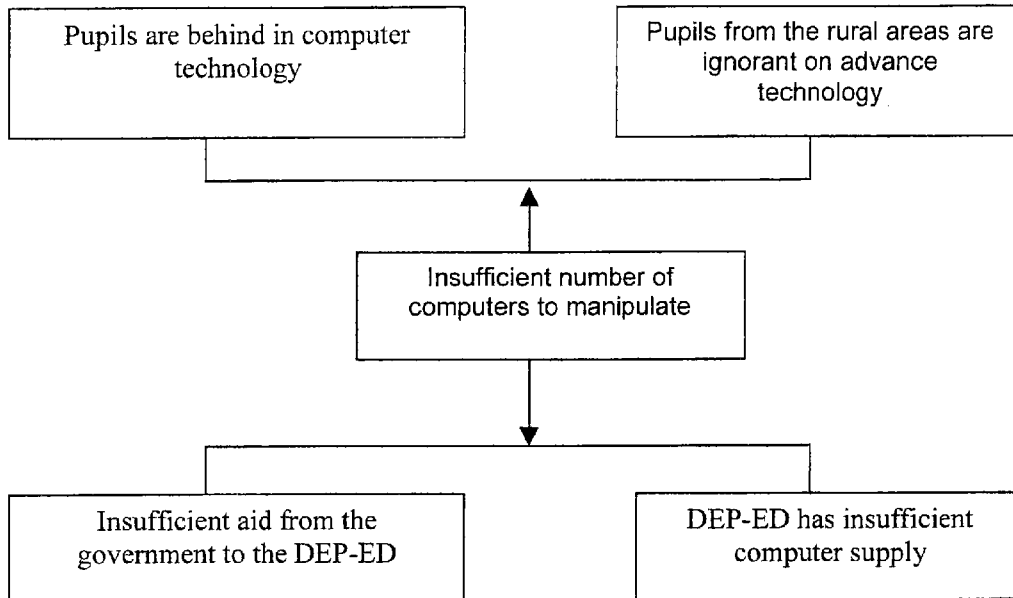
Group: BEHAVIOR OF PUPILS



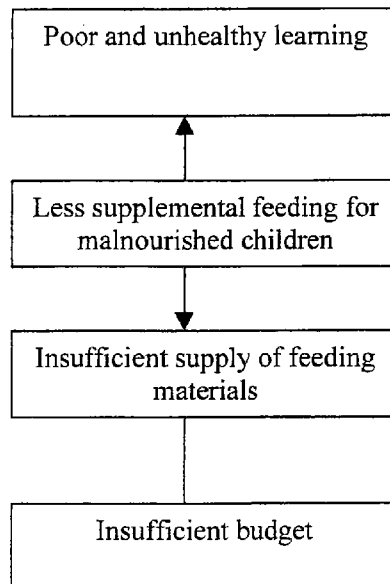
Group: FACILITIES



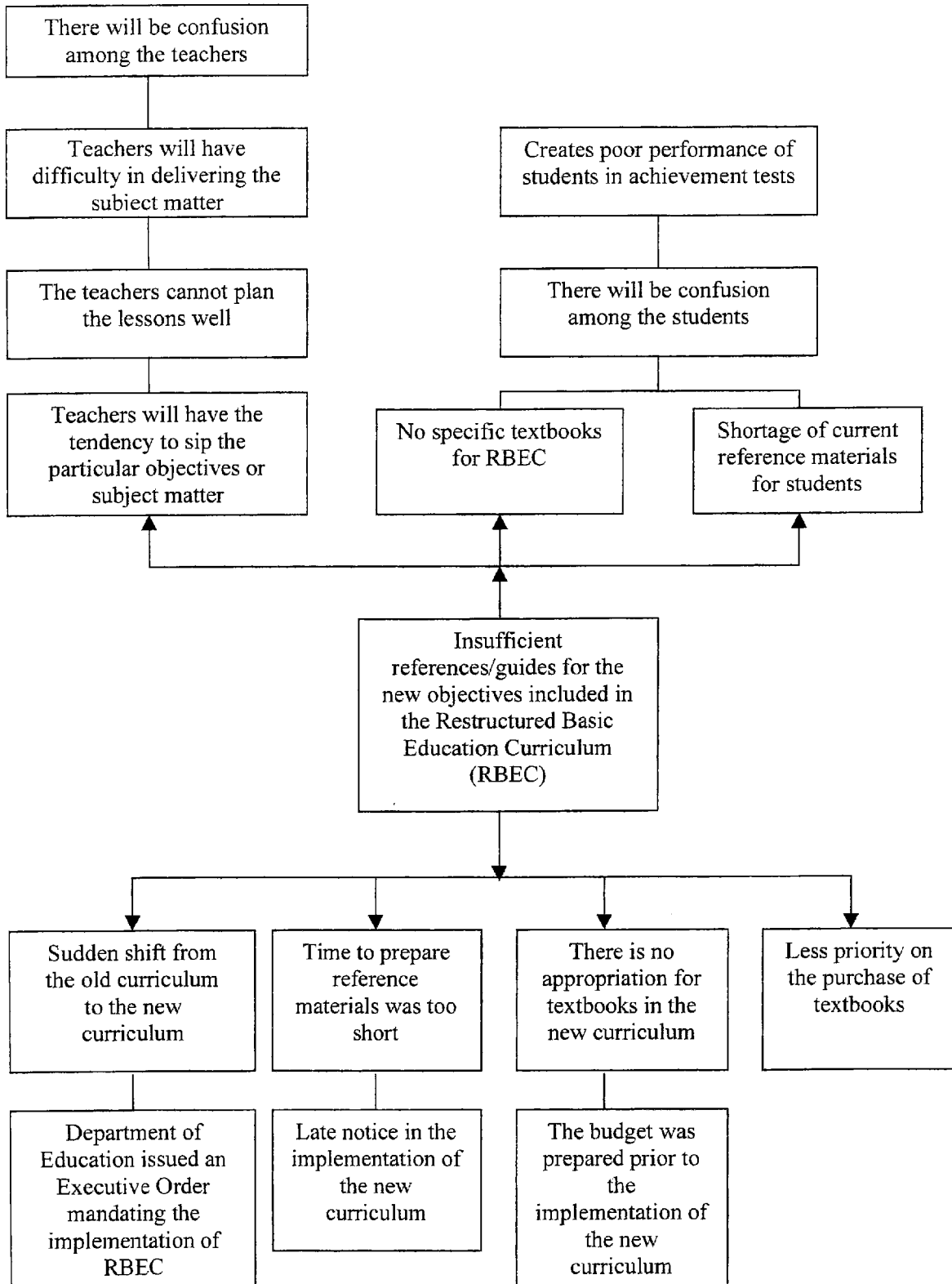
Problem Tree # 2:



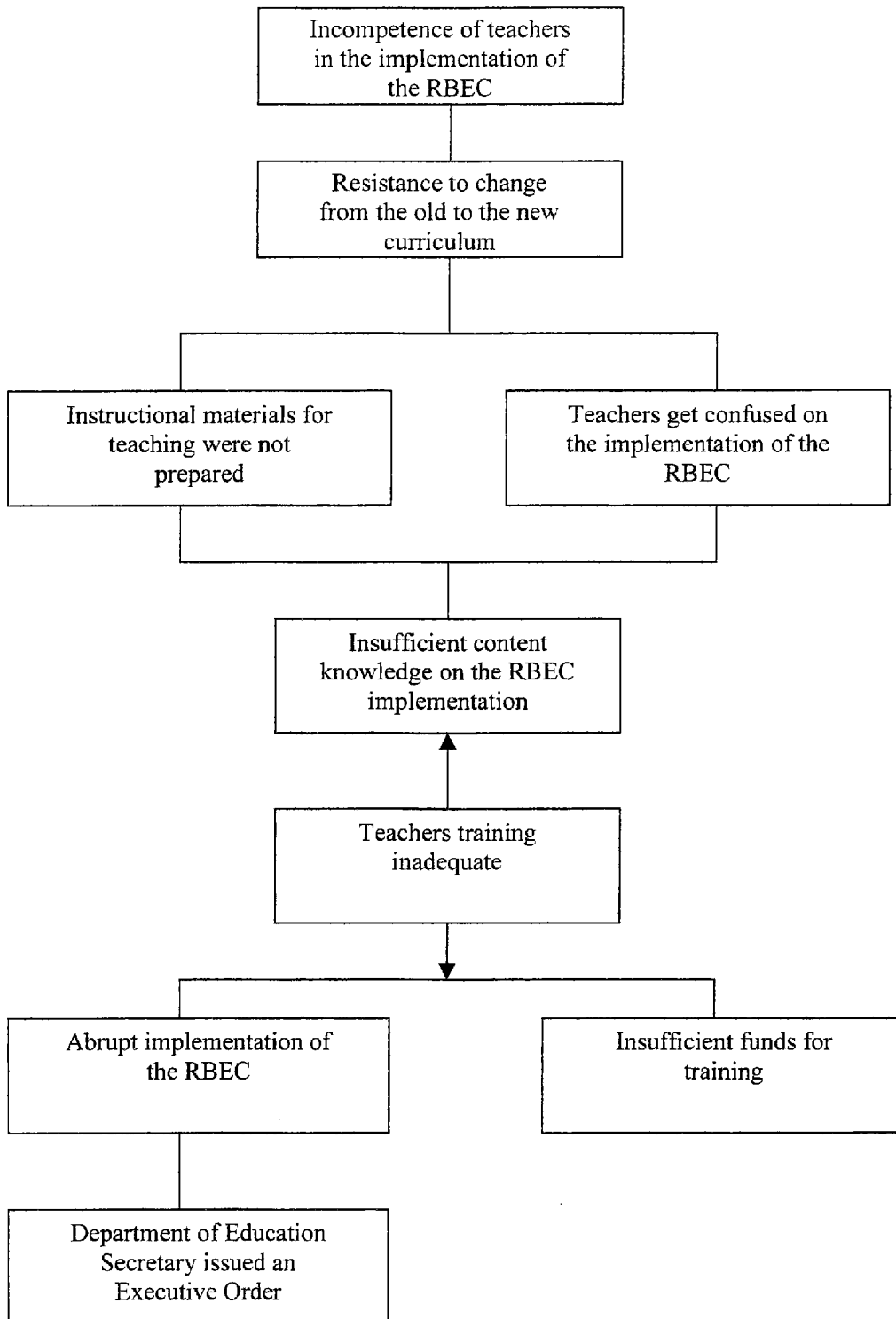
Problem Tree # 3:

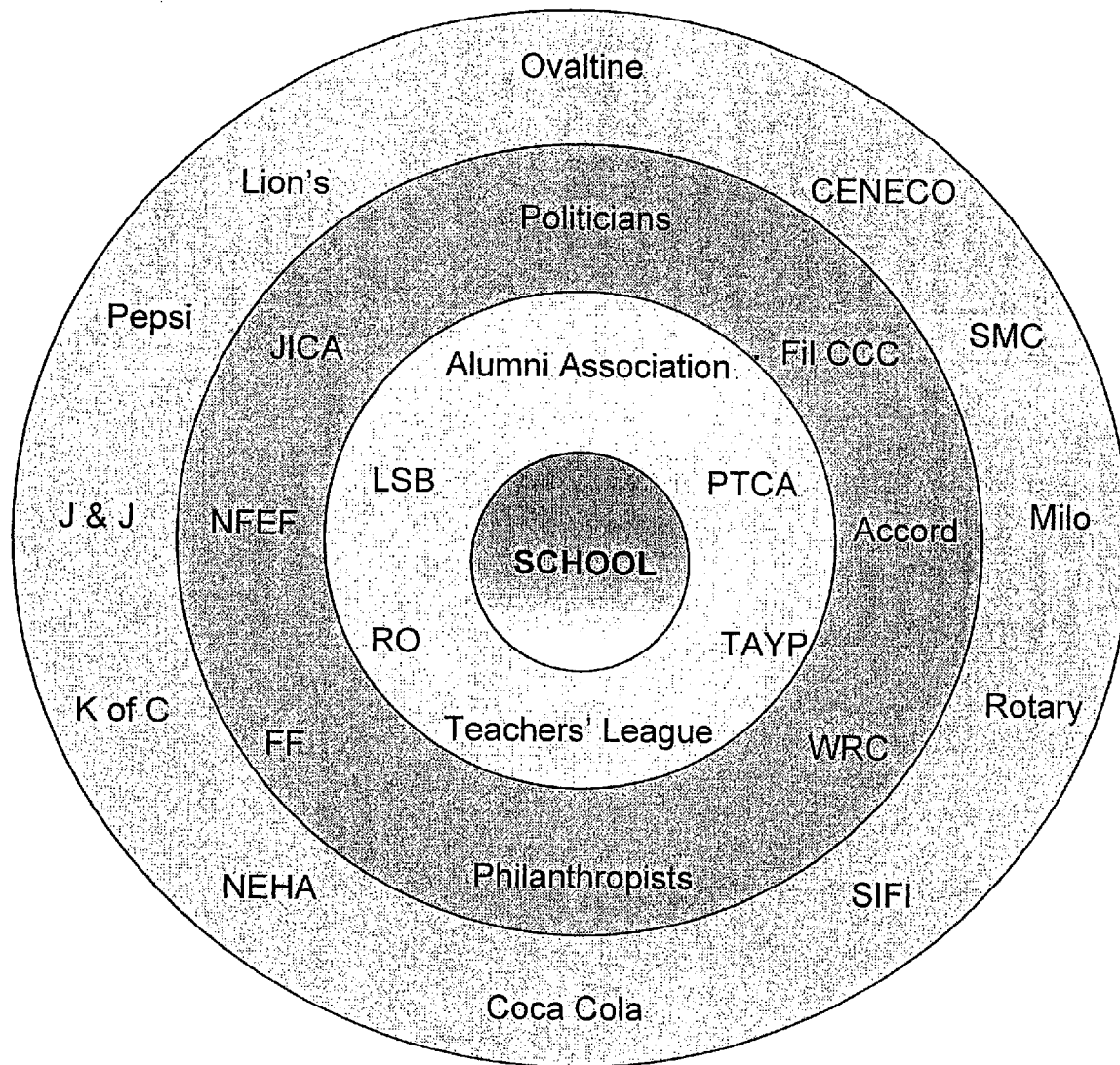


Group: PREFERENCE MATERIALS



Group: **TEACHERS**





**Table of Definitions of Agencies and Institutions
Talisay Elementary School**

I. Yellow Circle (Innermost)

| Acronym | Full Name | Definition | Cooperation with School |
|--------------------|--|---|---|
| LSB | Local School Board | A board in the local government unit whose main function is to provide assistance to schools by using 1% of real estate taxes | <ul style="list-style-type: none"> • Funds procurement of school facilities • Gives educational assistance to pupils • Provides teachers with instructional aid (chalk allowance, lesson plans, TV, VHS, computers) • Provides scholarship to deserving students • Provides partial assistance to participants in <i>Lakbay Aral</i> Program • Provides hardship allowance to teachers • Provides travel allowance for teachers going on training • Provides buses for children living in far-flung areas |
| PTCA | Parent-Teacher Community Association | An association of parents and teachers dedicated to helping the school | <p>Provided the following assistance:</p> <p>Improvement of classrooms (toilet in each room)</p> <p>Construction of footwalk</p> <p>Help follow-up children</p> <p>Donate ribbons and awards for outstanding pupils</p> <p>Undertakes school projects like classroom improvements, window grills, electric fan, painting of rooms and chairs</p> |
| Alumni Association | Talisay Elementary School Alumni Association | An association of all graduates of Talisay Elementary School | <p>Donated medals and awards to school during recognition and graduation days;</p> <p>Gave cash award to Top Ten Graduates; Provided free medical and dental services to teachers and students</p> |
| TAYP | Talisay | An association of | <ul style="list-style-type: none"> • Donates certificates, |

| Acronym | Full Name | Definition | Cooperation with School |
|---------|------------------------------------|----------------------------------|---|
| | Association of Young Professionals | young professionals from Talisay | <p>citations, during recognition day</p> <ul style="list-style-type: none"> • Facilitates medical mission in rural areas |
| RO | Religious Organizations | Churches | Provides teacher catechists to teach children about the Catholic faith |

II. Blue Circle (Second Innermost)

| Acronym | Full Name | Definition | Cooperation with School |
|-------------|---|---|--|
| Politicians | Politicians | Those who are holding elective positions | <ul style="list-style-type: none"> • Gives awards to honor students • Facilitates release of funds for buildings |
| JICA | Japan International Cooperation Agency | An agency devoted to international cooperation | <ul style="list-style-type: none"> • Held a whole day workshop for teachers, parents, students, to gather information about school • School-based training • School building program |
| Fil-CCC | Filipino Chinese Chamber of Commerce | An association of Filipino and Chinese businessmen | Donated a school building |
| Accord | Accord Negros | A network of non-government organization in Negros Occidental which helps facilitate donation of school buildings | <ul style="list-style-type: none"> • May be tapped for future needs particularly buildings • Provides livelihood opportunities for members |
| NFEF | Negros Forest and Ecological Foundation | A non-governmental organization devoted to preserving the ecology | May conduct environment related seminars, e.g., waste management |
| FF | First Farmers | A sugar central corporation | <ul style="list-style-type: none"> • Provided transportation for field trips of students • Donated food to children • Provided training on governance and livelihood because it had a very strong Human Resource Department |
| Philan | Philanthropists | Usually rich people who help the community through donations | <ul style="list-style-type: none"> • Donates large tracks of land for school use |

III. Blue Circle (Outermost Circle)

| Acronym | Full Name | Definition | Cooperation with School |
|-----------|------------------------|--|--|
| NEHA | | A program devoted to child support by foster parents | Sponsored some pupils of the school through the foster parent program |
| J & J | Johnson & Johnson | A manufacturing firm | Held film showing on hygiene |
| Milo | Milo | A food manufacturing firm | <ul style="list-style-type: none"> • Gives medals for recognition day • Provides billboards • Accommodates field visits |
| Ovaltine | Ovaltine | A food manufacturing firm | <ul style="list-style-type: none"> • Gives medals for recognition day • Provides billboards • Accommodates field visits |
| Pepsi | Pepsi Cola Philippines | A soft drinks manufacturer | <ul style="list-style-type: none"> • Gives medals for recognition day • Provides billboards • Accommodates field visits |
| Wilkins | Wilkins | Bottler of mineral water | <ul style="list-style-type: none"> • Gives medals for recognition day • Provides billboards • Accommodates field visits |
| Coca Cola | Coca Cola Philippines | Soft drinks manufacturer | <ul style="list-style-type: none"> • Gives medals for recognition day • Provides billboards • Accommodates field visits |
| SMC | San Miguel Corporation | A food conglomerate | <ul style="list-style-type: none"> • Gives medals for recognition day • Provides billboards • Accommodates field visits |
| SIFI | | An organization of sugar workers devoted to providing scholarships for members' children | May be tapped for scholarship of deserving but poor pupils |

| Acronym | Full Name | Definition | Cooperation with School |
|---------|-------------------------------------|--|---|
| CENECO | Central Negros Electric Cooperative | A n electric cooperative | Donated garbage cans |
| K of C | Knights of Columbus | A religions organization devoted to spreading the Catholic faith | Donates medals and certificates for recognition day |
| Rotary | Rotary Club International | A civic organization composed of businessmen and professionals | Provides: <ul style="list-style-type: none"> • Scholarship program • Prizes for quiz bee and on the spot painting • Cash or medals for recognition day |
| Lion's | Lion's Club | A civic organization composed of businessmen and professionals | Provides: <ul style="list-style-type: none"> • Scholarship program • Prizes for quiz bee and on the spot painting • Cash or medals for recognition day |

DAILY ROUTINE DIAGRAM

of

**Mary Lou Talavera, Grade VI – I (Diamond)
Talisay Elementary School**

Monday to Friday

| | | | | | | | | | | | | |
|--------------------|--------------|---------------|-------------------|----------------------|---|-----------------------------------|------------------------|----------------------|--------------------------|----------------|---------------|-------------------------|
| 5:30 AM Wake up | 5:40 Pray | 6:00 Bathe | 6:30 Breakfast | 6:40 Go to school | 7:00 – 11:30 Flag ceremony, attend classes | 11:30 – 1:30 PM Lunch break | 1:30 – 3:00 Classes | 3:00 – 5:00 Drama | 5:00 – 7:30 Home work | 8:00 Dinner | 8:30 Bathe | 9:00 Pray, go to bed |
|--------------------|--------------|---------------|-------------------|----------------------|---|-----------------------------------|------------------------|----------------------|--------------------------|----------------|---------------|-------------------------|

Saturday

| | | | | | | | | | |
|--------------------|----------------|-------------------|-----------------------------|----------------|---|------------------------|----------------|--------------------------|--------------------|
| 8:00 AM Wake up | 8:30 Shower | 9:00 Breakfast | 9:30 – 11:30 Clean house | 12:00 Lunch | 1:00 – 6:30 Watch TV, help chores, sell barbecue | 7:00 Prepare dinner | 7:30 Dinner | 8:00 – 10:00 Watch TV | 10:00 Go to bed |
|--------------------|----------------|-------------------|-----------------------------|----------------|---|------------------------|----------------|--------------------------|--------------------|

Sunday

| | | | | | | | | |
|--------------------|---------------|------------------------|---------------------------------|--------------------------|-------------------------------|----------------|-------------------------|-------------------|
| 7:00 AM Wake up | 8:00 Bathe | 9:00 – 10:30 Church | 12:00 Noon Lunch; Robinson's | 1:00 – 4:00 PM Nap | 4:00 – 7:00 Prepare dinner | 7:30 Dinner | 7:30 – 9:00 Watch TV | 9:00 Go to bed |
|--------------------|---------------|------------------------|---------------------------------|--------------------------|-------------------------------|----------------|-------------------------|-------------------|

DAILY ROUTINE DIAGRAM

of

Collen Mae F. Cunahap, Grade VI – I (Diamond)
Talisay Elementary School

Monday to Friday

| | | | | | | | | | | | |
|---------|-------|----------|-----------|--------------|----------------|-------------|--------------|----------|--------|------|-----------|
| Wake up | Bathe | Dress-up | Breakfast | Go to school | Attend classes | Lunch break | Change dress | Homework | Dinner | Pray | Go to bed |
|---------|-------|----------|-----------|--------------|----------------|-------------|--------------|----------|--------|------|-----------|

Saturday

| | | | | | | |
|--------------------|--------------------------|----------------|----------------|-----------------------|-------------------------|---------------------|
| 8:30 AM Wake up | 8:30- 11:30 To market | 11:30 Bathe | 12:30 Lunch | 1:00 – 2:00 PM Nap | 2:00 – 6:30 Watch TV | 9:00 Pray, sleep |
|--------------------|--------------------------|----------------|----------------|-----------------------|-------------------------|---------------------|

Sunday

| | | | | | | | | | |
|--------------------|---------------|-------------------|-------------------------------|----------------------------|--------------------------------|--------------------------------------|----------------|-------------------------------|------------------------|
| 6:30 AM Wake up | 7:00 Bathe | 7:30 Breakfast | 8:00 – 11:00 Practice band | 11:00 Go home, lunch | 2:00 –5:00 PM Practice band | 5:00 – 7:30 Watch TV, Merienda | 7:45 Dinner | 8:00 – 9:00 Watch TV | 9:00 Pray, sleep |
|--------------------|---------------|-------------------|-------------------------------|----------------------------|--------------------------------|--------------------------------------|----------------|-------------------------------|------------------------|

DAILY ROUTINE DIAGRAM
of
Dux Lamata Grade VI – I (Diamond)
Talisay Elementary School

Monday to Friday

| | | | | | | | | | | |
|--------------------|---------------|--------------|-------------------|-------------------------|---------------------------|--------|--------------|-------------------|----------------|----------------------------|
| 6:00 Wake up | 6:10 Bathe | Dress- up | 6:35 Breakfast | 7:00 Go to school | 7:30 Attend classes | school | 5:00 home | Study Homework | 7:30 Supper | 8:30 Pray, go to bed |
|--------------------|---------------|--------------|-------------------|-------------------------|---------------------------|--------|--------------|-------------------|----------------|----------------------------|

Weekend

| | | | | | | | | | | |
|--------------------|------------------|--------------------|---------------|-----------------------------|----------------|----------------------|------------------|--------|----------------|-------------------------------|
| 8:30 Wake up | Cleaning home | 10:00 Breakfast | 10:30 Bath | Shopping TV Strolling | 11:30 lunch | 12:00 -1:00 TV | 5:00 Sleeping | Market | 7:00 Supper | 8:30 Pray, go to bed |
|--------------------|------------------|--------------------|---------------|-----------------------------|----------------|----------------------|------------------|--------|----------------|-------------------------------|

Rishi Andico, Grade VI – I (Diamond)
Talisay Elementary School

Monday to Friday

| | | | | | | | | | | | | |
|-----------------|------|-------------|----------------|-------------|-------------------|----------------|-------------------------|--------------------------------------|-----------------|----------------|-------|---------------|
| 6:00 Wake up | Pray | Make bed | 6:20 Shower | Dress up | 6:30 Breakfast | Brush teeth | 6:40 Go to school | 7:30 Flag ceremony, classes | 5:00 Dancing | 6:00 Supper | Study | 8:00 Sleep |
|-----------------|------|-------------|----------------|-------------|-------------------|----------------|-------------------------|--------------------------------------|-----------------|----------------|-------|---------------|

DAILY ROUTINE DIAGRAM

of

Melvin, 13 years old, Out-of School Child
Talisay City

Monday to Sunday*

| | | | | | | | | | |
|--------------------|----------------------|--------------------------|---------------------------------------|-----------------------------------|-----------------------|-------------------|----------------|-------------------------|----------------------|
| 8:00 AM Wake up | 8:20 Wash Face | 9:00 Eat Breakfast | 9:30 – 10:00 Play basketball | 10:00 – 10:20 Eat snacks | 10:30 Cook rice | 11:00 Gamble** | 11:30 Bathe | 12:00 Noon Eat Lunch | 12:30 Wash dishes |
|--------------------|----------------------|--------------------------|---------------------------------------|-----------------------------------|-----------------------|-------------------|----------------|-------------------------|----------------------|

| | | | | | | | | |
|--------------------------|------------------------------|----------------------------------|--------------------|--------------------|---------------------|--------------------|-----------------------|---------------|
| 1:00 - 2:00 PM Nap | 2:00 – 3:00 Visit Jeffrey | 3:00 - 6:00 Drive Sikad*** | 6:00 Go Home | 7:00 Eat snacks | 7:30 Sponge bath | 8:00 Eat dinner | 8:30–9:00 Watch TV | 9:00 Sleep |
|--------------------------|------------------------------|----------------------------------|--------------------|--------------------|---------------------|--------------------|-----------------------|---------------|

* When asked, the students Melvin, Jeffrey, and Carlo indicated that their routine from Monday to Sunday are basically the same. They also said that nothing much changes during the year; they practically do the same things throughout the year.

** The three boys, Melvin, Jeffrey and Carlo play the game commonly played by boys who are out of school: **taksi**. This is a form of gambling where the two players agree who will root for the head or the tail, using as reference the coins being played. The boy who roots for head will get the coin if it lands (after being thrown in the air) with head facing up.

** *The sikad is a bicycle with a sidecar intended to ferry passenger. In most cases, a passenger pays the amount of P4.00 for reasonable distance.

DAILY ROUTINE DIAGRAM

of

Jeffrey, 15 years old, Out-of School Child
Talisay City

Monday to Sunday

| | | | | | | | | | | | | | | | |
|---------|-----------|---------------|-------------|----------------|---------------|-----------|-------|----------------|----------------|-------------|-----------------|--------------------|------------|-------------|-------|
| 6:00 AM | 6:20 | 7:00 | 7:20 | 7:30 – 10:00 | 10:00 – 11:00 | 11:00 | 11:30 | 12:00 | 12:30 | 1:00 - 3:00 | 3:00 | 4:00 - 7:00 | 7:00 | 7:30 | 8:00 |
| Wake up | Wash Face | Eat Breakfast | Wash dishes | Sell in market | Gamble | Cook rice | Bathe | Noon Eat Lunch | PM Wash dishes | PM Nap | Listen to radio | Drive <i>Sikad</i> | Eat dinner | Sponge bath | Sleep |

DAILY ROUTINE DIAGRAM

of

Carlo, 9 years old, Out-of School Child
Talisay City

Monday to Sunday

| | | | | | | | | | | | | | |
|---------|-----------|---------------|-------|-----------|-----------------------------|----------------|-----------|-------|-------------|-------------|------------|-------------|-------|
| 7:00 AM | 7:30 | 8:00 | 9:00 | 10:00 | 10:30 | 12:00 | 1:00 | 2:00 | 2:30 – 4:30 | 5:00 – 6:00 | 7:00 | 7:30 | 8:00 |
| Wake up | Wash Face | Eat Breakfast | Bathe | Cook rice | Wash dishes/ sweep floor | Noon Eat lunch | PM Gamble | Bathe | Nap | Play | Eat dinner | Sponge bath | Sleep |

DAILY ROUTINE DIAGRAM

of

Josefina Dizon, Out-of School Child
Talisay City

Monday to Friday

| | | | | | | | | | | | | |
|--------------------|-------------------|----------------|--------------------------------|-------------------------|------------------------------|-------------------------------|---------------------|---------------------|----------------|----------------|----------------------------|--------------------|
| 6:00 AM Wake up | 7:00 Breakfast | 7:30 Shower | 8:00 - 11:00 Attend classes | 12:00 Home for lunch | 1:00 PM Go back to school | 1:00 – 4:30 Attend classes | 5:00 Arrive home | 5:00 – 6:30 Play | 6:30 Shower | 7:00 Dinner | 8:00 – 9:00 Do homework | 10:00 Go to bed |
|--------------------|-------------------|----------------|--------------------------------|-------------------------|------------------------------|-------------------------------|---------------------|---------------------|----------------|----------------|----------------------------|--------------------|

Saturday

| | | | | | | | | | |
|--------------------|----------------|--------------------|-----------------------|----------------|-------------------------|----------------|----------------|----------------------------------|--------------------|
| 9:00 AM Wake up | 9:30 Shower | 10:00 Breakfast | 10:00 – 12:00 Play | 12:00 Lunch | 1:00 – 5:00 Play/Nap | 5:30 Shower | 6:00 Dinner | 7:00 – 10:00 Play or watch TV | 10:00 Go to bed |
|--------------------|----------------|--------------------|-----------------------|----------------|-------------------------|----------------|----------------|----------------------------------|--------------------|

Sunday

| | | | | | | | | | |
|--------------------|-------------------|------------------------|---------------------|-------------------------|----------------|-------------------------|----------------|--------------------------|--------------------|
| 6:00 AM Wake up | 6:30 Breakfast | 9:00 – 10:30 Church | 12:00 Noon Lunch | 12:00 – 4:00 PM Play | 4:30 Shower | 5:00 – 7:00 Watch TV | 7:00 Dinner | 7:00 – 10:00 Watch TV | 10:00 Go to bed |
|--------------------|-------------------|------------------------|---------------------|-------------------------|----------------|-------------------------|----------------|--------------------------|--------------------|

Josefina Dizon gave this daily routine, which suggests that she goes to school. On further conversation, I found out that Josefina does not go to school at present. She used to go to Cadiz Elementary School where she finished the second grade. She now lives in Talisay with her sisters who are too poor to send her to school. According to Josefina her mother is currently in Manila.

7-2 Daanghari 小学校

Daanghari 小学校

Daanghari II, Division of Taguig and Pateros

1. 小学校概要

2001-02 Survival rate 71% Participation rate 96% Graduation rate 100%
 Retention rate 96% Drop-out rate 0% Pupil-Book Ratio 11:179
 Classroom-Pupil Ratio 50:1 Pupil-Teacher Ratio 50:1

政治家の支援により、校舎の建設をおこなっており、バスケットコート上の仮設の教室（6 教室トイレなし）で授業を受けている学年クラスがある。工事は1年後までの予定。

(2002年9月3日現在)

| | 1年生 | | 2 | | 3 | | 4 | | 5 | | 6 | | 合計 | |
|-------|----------------------|-----|-----|-----|-----|-----|----------------------|-----|-----|-----|-----|-----|------|-----|
| | M | F | M | F | M | F | M | F | M | F | M | F | M | F |
| 児童数# | 209 | 161 | 152 | 146 | 166 | 155 | 147 | 159 | 132 | 160 | 126 | 120 | 932 | 901 |
| 教員# | 0 | 7 | 0 | 6 | 0 | 6 | 0 | 5 | 1 | 10 | 1 | 6 | 2 | 40 |
| 教室# | 7 | | 6 | | 6 | | 5 | | 5 | | 5 | | 34 | |
| クラス# | N.A. (G1-3 が同じ教室を使用) | | | | | | N.A. (G4-6 が同じ教室を使用) | | | | | | N.A. | |
| 机 # | 175 | | | | | | 125 | | | | | | 300 | |
| 椅子# | 12 | | | | | | | | | | | | | |
| トイレ # | | | | | | | | | | | | | 1 | 1 |

| | 1年生 | 2 | 3 | 4 | 5 | 6 | 合計 |
|-------------|-----|-----|-----|-----|-----|-----|------|
| Filipino # | 260 | 300 | 250 | 250 | 300 | 175 | 1535 |
| 英語# | 379 | 150 | 160 | 250 | 500 | 600 | 2039 |
| 理科# | 310 | 80 | 280 | 150 | 150 | 250 | 1220 |
| 算数# | 210 | 160 | 200 | 100 | 300 | 300 | 1270 |
| Makabayan # | 200 | 150 | 200 | 50 | 150 | 150 | 900 |

2. 構成スタッフ

| | |
|-----------|----|
| 校長 | 1 |
| 教員レベル I | 26 |
| 教員レベル II | 2 |
| 教員レベル III | 1 |
| マスター教員 | 4 |
| ボランティア教員 | 0 |

| | | |
|---------------|-----------------------|----|
| アドミニ | 1 | |
| 教員 | 就学前 | 1 |
| | 小学校教員 | 19 |
| | Intermediate 教員 | 22 |
| 教員でない スタッフ | クラーク | 1 |
| | 警備員 | 3 |
| | 設備技師 (Utility Worker) | 1 |

3. 学校改善計画

2002年8月1日に予算計画 (Budget Plan) をエンジニアが策定。予算計画ではあるが、予算に基づく計画ではなく、必要としているものをその想定される費用とともにリストアップしている。その内容は以下のとおり。

芸術教室の補修、コンピュータールーム、図書館、アドミニビル、トイレの建設、校庭の改善、そして、閣下ルーム (His Excellency Room—作業机 6、椅子 36、実習用机 1、マシン 5、キャビネット 3 等と有する)

4. 学校の財源

敷地内の食堂からの売上 (School Canteen Fund) --月 6,000 ペソ - 校長によると主な財源
 LGU、DepEd の Division/Regional/National Level--両者の額や時期は不明
 PTCA (Parents Teacher Community Association)--額や時期は不明

5. 新しいカリキュラム導入にかかる問題点

教科書および教授用教材の不足

6. Basic Education Act 2001 の導入後の変化

クラスルーム観察およびクラスルームマネージメントとの質問表での返答であったが、クラスルーム観察は、実際にはおこなわれていなかった。

7. 奨学金の制度はない。

Iglau-an 小学校 *, Negros Occidental, Region VI

| | | |
|---------|---------------------|------------------------|
| 2001-02 | Enrolment Rate 100% | Participation Rate 94% |
| | Promotion Rate 93% | Retention Rate 90% |
| | Survival Rate 95% | Graduation Rate 94% |
| | Completion Rate 89% | Drop-out rate 2% |

就学していない (Out-of-School) 子供は 6%

Barrio 小学校と呼ばれる遠隔地に位置する、1年から6年までの(完全な)小学校で、1人の校長、6人の教員を有する。事実上、アドミニ等クラス運営以外の仕事も教員がおこなわなくてはならない。

| | |
|----|-----|
| G1 | 56 |
| G2 | 28 |
| G3 | 34 |
| G4 | 44 |
| G5 | 43 |
| G6 | 45 |
| 計 | 238 |

児童の1%が、栄養状態がとても悪い (mal-nutritioned)。悪い (moderate) は、22%。就学している子供達とともに、地域の就学していない子供にも給食 (スナックのみ) プログラムを実施している。

この学校の保護者は農民である場合が多い。児童達も、週末はサトウキビ畑で仕事をする。インタビューをした1人は、彼女自身は就学しているが、すぐ下の妹は幼い姉妹の面倒をみるために中退したという。

この学校のあるコミュニティ (Negros Occidental) の農繁期は、サトウキビの収穫期である10月(早い時は9月)~12月頃および1月の植付け期である。4、5月は乾季のために農閑期である。6月から8月は風邪やインフルエンザが流行しやすい。

児童の生活時間帯調査の詳細は、別添ワークショップ結果を参照。

*就学している児童の生活時間帯調査が主たる目的で、学校施設およびクラス観察はおこなわなかった。

Daily Routine Diagram

DAILY ROUTINE DIAGRAM

of

Lizel B. Cocio , Grade VI – female
Iglau-an Elementary School, Negros Occidental

Monday to Friday

| | | | | | | | | | | | |
|--------------------|----------------|-----------------------|-------------------------------------|--|-----------------|------------------------|-------------------------|---|----------------|----------------|---------------|
| 5:00 AM Wake up | Fetch Water | 6:00 Breakf ast | Go to school (15 min walk) | 7:15 – 12:00 Flag ceremony, attend classes | 12:00 – 1:00 | 1:00 – 4:00 Classes | 5:30 Leave school | Fetch water, take care of sisters, cook | 7:00 Supper | Wash dishes | 8:00 Sleep |
|--------------------|----------------|-----------------------|-------------------------------------|--|-----------------|------------------------|-------------------------|---|----------------|----------------|---------------|

Saturday

| | |
|--------------------|-------------|
| 5:00 AM Wake up | Help family |
|--------------------|-------------|

Sunday

| | | | | | |
|--------------------|---|-------------------|------|------|------|
| 5:00 AM Wake up | Wash Clothe in the river (30 Min Walk) | 12:00 Take nap | 4:00 | 7:00 | 8:00 |
|--------------------|---|-------------------|------|------|------|

彼女の下には 4 姉妹がおり、すぐ下の妹は幼い姉妹（6 歳、3 歳、1 歳）を見るために中退した。火曜日および金曜日に欠席することが多い。

一方、1 年間では、1 月はサトウキビの植付けとなる。3 月～5 月は乾季のために、農繁期ではない。

School Visit on 28 August 2002

Daily Routine Diagram

DAILY ROUTINE DIAGRAM

of

MaryGraceCamero , Grade VI – female
Iglau-an Elementary School, Negros Occidental

Monday to Friday

| | | | | | | | | | | | | |
|--------------------|--------------------|-----------------------|-------------|---|---------------------------|------------------------|---------------------------|----------------------|--|----------------|--------------|---------------|
| 6:00 AM Wake up | 6:30 leave home | 6:45 Arrive School | Fetch water | 7:15 – 12:00 Flag ceremony, attend classes | 12:00 – 1:00 lunch box | 1:00 – 4:00 Classes | Get water clean plants | 5:30 Leave school | Chores Taking care of pigs Study | 7:00 Dinner | Do home work | 8:00 Sleep |
|--------------------|--------------------|-----------------------|-------------|---|---------------------------|------------------------|---------------------------|----------------------|--|----------------|--------------|---------------|

Saturday

| | | | | | | | | |
|--------------------|-----------|------------------------------------|---------------------------|--------------|------------------|----------------|----------|-----------------|
| 7:30 AM Wake up | Breakfast | 8:00 go to school Review Clasee | 12:00 Go home lunch | Church choir | 2:00PM chores | 6:00 dinner | Watch TV | 8 or 9 Sleep |
|--------------------|-----------|------------------------------------|---------------------------|--------------|------------------|----------------|----------|-----------------|

Sunday

| | | | |
|--------------------|----------------|----------------|---------------|
| 6:30 AM Wake up | Dance practice | 6:00 Dinner | 8:00 Sleep |
|--------------------|----------------|----------------|---------------|

父親は写真家で、母親は主婦である。19歳の兄がおり、ファーストフードのチェーン店で働いている。

School Visit on 28 August 2002

Daily Routine Diagram
DAILY ROUTINE DIAGRAM

of

Grade VI – male
Iglau-an Elementary School, Negros Occidental

Monday to Friday

| | | | | | | | | | | | | |
|--------------------|--------------------|--------------------|-------|---|--|------------------------|-----------------|-------------|------|----------------|--------------|---------------|
| 5:00 AM Wake up | 5:30 Break fast | 6:30 Leave home | Clean | 7:15 – 11:55 Flag ceremony, attend classes | 12:00 – 1:00 eat lunch (packed lunch) | 1:00 – 4:40 Classes | 5:00 Go home | Fetch water | Cook | 7:00 Dinner | Do home work | 8:00 Sleep |
|--------------------|--------------------|--------------------|-------|---|--|------------------------|-----------------|-------------|------|----------------|--------------|---------------|

Saturday

| | | | | | | | | | |
|--------------------|-----------|-----------------------|--------------------|--|--|--|--|----------------|---------------|
| 6:30 AM Wake up | Breakfast | 7:00 Review Clasee | Clean, help mother | | | | | 7:00 Dinner | 8:00 Sleep |
|--------------------|-----------|-----------------------|--------------------|--|--|--|--|----------------|---------------|

Sunday

| | | | | | | | | |
|--------------------|----------------|-----------------------|--------------------------|--------------|---------------|---------------|----------------|---------------|
| 4:00 AM Wake up | 5:00 Church | 6:00 Eat in Market | 9:30 Home Help mother | 11:00 Eat | 1:00PM Nap | Watch TV (1H) | 7:00 Dinner | 8:00 Sleep |
|--------------------|----------------|-----------------------|--------------------------|--------------|---------------|---------------|----------------|---------------|

両親とも農業に従事している。農繁期でも学校は欠席しない。

8. Province 別中等教育指標

Province別
中等教育指標

| | GER | | | NER | | | Drop-out Rate | | | NEAT | | |
|---------------|--------|--------|--------|--------|--------|--------|---------------|--------|--------|--------|--------|---------|
| | Total | M | F | Total | M | F | Total | M | F | Pass% | Co % | Co S.D. |
| Region I | 89.97% | 87.00% | 93.09% | 77.00% | 74.14% | 80.01% | 7.48% | 9.28% | 5.71% | 64.34% | 59.61% | 12.69 |
| II | 79.95% | 76.20% | 83.90% | 66.88% | 64.48% | 69.41% | 8.75% | 8.98% | 8.53% | 47.20% | 52.83% | 12.85 |
| III | 81.26% | 78.01% | 84.64% | 71.31% | 68.41% | 74.34% | 9.01% | 10.90% | 7.20% | 49.76% | 53.50% | 13.06 |
| IV | 82.64% | 79.30% | 86.09% | 70.78% | 68.37% | 73.27% | 8.54% | 10.44% | 6.72% | 51.64% | 54.18% | 12.64 |
| V | 71.37% | 65.60% | 77.48% | 63.93% | 59.59% | 68.53% | 9.66% | 14.72% | 5.13% | 42.94% | 51.63% | 13.22 |
| VI | 79.01% | 79.30% | 78.72% | 68.92% | 62.91% | 75.11% | 8.12% | 9.36% | 6.83% | 35.95% | 49.08% | 12.59 |
| VII | 77.37% | 73.94% | 80.89% | 65.59% | 63.21% | 68.03% | 7.74% | 8.99% | 6.57% | 44.91% | 52.31% | 12.81 |
| VIII | 65.67% | 60.84% | 70.78% | 56.49% | 52.91% | 60.28% | 11.07% | 12.83% | 9.47% | 75.60% | 62.39% | 12.10 |
| IX | 63.29% | 60.02% | 66.65% | 51.96% | 48.81% | 55.20% | 10.91% | 12.00% | 9.90% | 54.70% | 55.05% | 13.30 |
| X | 56.38% | 53.34% | 59.48% | 47.06% | 44.60% | 49.58% | 10.39% | 11.73% | 9.16% | 52.33% | 54.03% | 12.69 |
| XI | 76.20% | 71.98% | 80.53% | 57.47% | 53.67% | 61.37% | 9.58% | 9.69% | 9.48% | 41.03% | 50.87% | 12.92 |
| XII | 57.40% | 56.14% | 58.69% | 56.75% | 55.08% | 58.45% | 15.75% | 17.20% | 14.34% | 43.45% | 51.08% | 12.96 |
| XIII (CARAGA) | 71.01% | 66.55% | 75.60% | 52.69% | 56.06% | 49.21% | 7.17% | 8.05% | 6.36% | 43.63% | 60.67% | 12.74 |
| NCR | 86.05% | 85.68% | 86.41% | 80.65% | 80.01% | 81.26% | 8.38% | 10.69% | 6.17% | 54.04% | 55.53% | 13.76 |
| CAR | 82.55% | 77.86% | 87.39% | 78.93% | 74.83% | 83.16% | 9.89% | 12.70% | 7.31% | 46.53% | 52.47% | 11.84 |
| ARMM | 28.29% | 26.72% | 29.92% | 24.64% | 22.98% | 26.35% | 14.27% | 14.93% | 13.66% | 50.91% | 52.10% | 12.18 |
| | 71.78% | 68.66% | 75.02% | 61.94% | 59.38% | 64.60% | 9.08% | 10.82% | 7.42% | 49.94% | 54.21% | 12.77 |

| REGION I | GER | | | NER | | | Drop-out Rate | | | NEAT | | |
|-----------------|---------|---------|---------|--------|--------|--------|---------------|--------|--------|--------|--------|---------|
| | Total | M | F | Total | M | F | Total | M | F | Pass% | Co % | Co S.D. |
| ILOCOS NORTE | 83.75% | 81.97% | 85.57% | 71.79% | 70.04% | 73.59% | 10.77% | 11.15% | 10.39% | 86.14% | 67.01% | 11.55 |
| ILOCOS SUR | 86.89% | 83.10% | 90.93% | 75.19% | 71.62% | 79.00% | 8.21% | 10.48% | 6.00% | 42.09% | 47.99% | 11.87 |
| LA UNION | 87.81% | 85.00% | 90.80% | 75.48% | 72.66% | 78.48% | 6.45% | 8.17% | 4.74% | 52.37% | N.R. | 15.00 |
| PANGASINAN I | 91.17% | 88.31% | 94.20% | 77.46% | 74.70% | 80.37% | 5.77% | 7.68% | 3.84% | 69.62% | 60.14% | 13.77 |
| PANGASINAN II | | | | | | | 8.40% | 10.35% | 6.50% | 69.62% | 60.14% | 13.77 |
| DAGUPAN CITY | 100.38% | 94.40% | 106.41% | 88.44% | 83.10% | 93.83% | 4.68% | 5.91% | 3.58% | 60.58% | 58.11% | 15.36 |
| LAOAG CITY | 100.39% | 100.63% | 100.17% | 86.04% | 85.64% | 86.44% | 11.34% | 13.08% | 9.64% | 49.07% | 53.17% | 11.76 |
| SAN CARLOS CITY | 94.67% | 90.53% | 99.03% | 82.20% | 78.34% | 86.28% | 8.84% | 11.32% | 6.46% | 95.26% | 70.82% | 8.32 |
| TOTAL | 89.97% | 87.00% | 93.09% | 77.00% | 74.14% | 80.01% | 7.48% | 9.28% | 5.71% | 64.34% | 59.61% | 12.69 |

| REGION II | GER | | | NER | | | Drop-out Rate | | | NEAT | | |
|---------------|---------|---------|---------|--------|--------|--------|---------------|--------|--------|--------|--------|---------|
| | Total | M | F | Total | M | F | Total | M | F | Pass% | Co % | Co S.D. |
| BATANES | 104.90% | 102.72% | 107.32% | 86.51% | 85.84% | 87.26% | 4.89% | 5.71% | 4.01% | 49.05% | 52.87% | 12.76% |
| CAGAYAN | 82.39% | 78.99% | 85.97% | 68.35% | 66.36% | 70.45% | 9.92% | 9.10% | 10.72% | 46.24% | 52.57% | 12.79% |
| ISABELA | 79.52% | 75.24% | 84.06% | 67.29% | 64.39% | 70.38% | 7.78% | 8.87% | 6.75% | 50.07% | 54.03% | 14.04% |
| NUEVA VIZCAYA | 76.22% | 73.70% | 78.83% | 63.90% | 62.42% | 65.42% | 9.25% | 8.84% | 9.64% | 46.69% | 52.81% | 12.36% |
| QUIRINO | 74.32% | 69.51% | 79.31% | 59.14% | 55.78% | 62.63% | 8.53% | 10.02% | 7.18% | 43.94% | 51.88% | 12.31% |
| TOTAL | 79.95% | 76.20% | 83.90% | 66.88% | 64.48% | 69.41% | 8.75% | 8.98% | 8.53% | 47.20% | 52.83% | 12.85% |

| REGION III | GER | | | NER | | | Drop-out Rate | | | NEAT | | |
|-----------------|---------|---------|---------|---------|---------|--------|---------------|--------|--------|--------|--------|---------|
| | Total | M | F | Total | M | F | Total | M | F | Pass% | Co % | Co S.D. |
| BATAAN | 88.44% | 87.24% | 89.70% | 76.42% | 75.20% | 77.68% | 8.33% | 11.00% | 5.62% | 44.43% | 52.09% | 13.02% |
| BULACAN | 83.60% | 79.90% | 87.40% | 74.17% | 70.86% | 77.58% | 8.46% | 9.86% | 7.14% | 68.53% | 59.70% | 12.84% |
| NUEVA ECJA | 77.89% | 73.15% | 82.92% | 67.11% | 63.01% | 71.46% | 8.92% | 10.86% | 7.11% | 44.41% | 51.74% | 14.29% |
| PAMPANGA | 72.59% | 70.28% | 75.03% | 63.97% | 61.87% | 66.2 | 9.94% | 11.47% | 8.42% | 54.55% | 54.69% | 13.31% |
| TARLAC | 81.48% | 76.78% | 86.39% | 70.90% | 66.68% | 75.31% | 8.23% | 12.23% | 4.51% | 47.83% | 53.04% | 13.74% |
| ZAMBALES | 82.37% | 80.54% | 84.28% | 73.20% | 71.47% | 75 | 8.99% | 10.00% | 7.99% | 45.30% | 52.10% | 12.29% |
| ANGELES CITY | 117.52% | 117.62% | 117.42% | 106.48% | 106.48% | 106.48 | 9.78% | 10.02% | 9.54% | 51.34% | 54.34% | 12.63% |
| CABANATUAN CITY | 78.63% | 66.67% | 70.54% | 59.44% | 57.93% | 60.92 | 6.99% | 8.79% | 5.32% | 47.02% | 51.85% | 12.07% |
| OLONGAPO CITY | 96.85% | 97.95% | 95.75% | 85.67% | 86.63% | 84.71 | 14.42% | 14.67% | 14.17% | 44.41% | 51.91% | 13.31% |
| TOTAL | 81.26% | 78.01% | 84.64% | 71.31% | 68.41% | 74.34 | 9.01% | 10.90% | 7.20% | 49.76% | 53.50% | 13.06% |

州名網かけ: 貧困26州、教育指標網かけ: 下位26位

Province別
中等教育指標

| REGION IV | GER | | | NER | | | Drop-out Rate | | | NEAT | | |
|----------------------|---------|---------|---------|--------|--------|--------|---------------|--------|--------|--------|--------|---------|
| | Total | M | F | Total | M | F | Total | M | F | Pass% | Co % | Co S.D. |
| AURORA | 77.94% | 73.10% | 83.24% | 67.45% | 63.62% | 71.63% | 11.09% | 12.92% | 9.33% | 72.45% | 59.77% | 11.86% |
| BATANGAS | 85.42% | 79.93% | 91.45% | 80.34% | 75.82% | 85.31% | 6.49% | 8.85% | 4.22% | 57.04% | 55.70% | 11.84% |
| CAVITE | 86.49% | 87.53% | 85.45% | 74.76% | 76.17% | 73.36% | 4.12% | 6.30% | 1.90% | 43.75% | 51.92% | 12.89% |
| LAGUNA | 89.99% | 89.19% | 90.80% | 77.76% | 77.64% | 77.89% | 8.88% | 10.51% | 7.28% | 47.91% | 52.99% | 13.26% |
| MARINDUQUE | 92.49% | 86.75% | 98.93% | 77.97% | 73.41% | 83.09% | 7.87% | 9.26% | 6.50% | 43.73% | 52.00% | 11.59% |
| OCC. MINDORO | 63.26% | 57.23% | 69.76% | 52.87% | 48.01% | 58.12% | 19.17% | 26.64% | 17.87% | 39.22% | 50.52% | 12.57% |
| OR. MINDORO | 78.79% | 71.90% | 82.26% | 67.49% | 61.96% | 73.49% | 12.44% | 14.33% | 10.73% | 38.33% | 50.05% | 12.47% |
| PALAWAN | 62.61% | 55.90% | 69.92% | 53.30% | 47.67% | 59.44% | 11.95% | 15.25% | 9.07% | 48.67% | 52.71% | 12.01% |
| QUEZON | 74.65% | 68.25% | 81.66% | 64.15% | 59.00% | 69.80% | 5.47% | 7.55% | 3.56% | 54.73% | 54.90% | 13.21% |
| RIZAL | 79.37% | 80.87% | 77.96% | 66.25% | 68.09% | 64.54% | 10.24% | 11.32% | 9.19% | 45.33% | 52.26% | 13.20% |
| ROMBLON | 64.13% | 60.52% | 68.05% | 53.01% | 50.13% | 56.12% | 25.12% | 25.66% | 23.64% | 54.12% | 55.76% | 13.43% |
| BATANGAS CITY | 108.33% | 100.50% | 116.32% | 81.16% | 76.30% | 86.12% | 6.70% | 10.78% | 3.10% | 56.95% | 56.18% | 13.27% |
| CAVITE CITY | 104.76% | 108.54% | 101.21% | 90.20% | 93.73% | 86.89% | 12.58% | 13.31% | 11.85% | 40.87% | 50.96% | 13.07% |
| LIPA CITY | 130.25% | 124.40% | 136.61% | 78.69% | 74.31% | 83.44% | 7.91% | 10.87% | 4.99% | 58.12% | 56.28% | 12.22% |
| LUCENA CITY | 95.00% | 87.92% | 102.23% | 81.90% | 76.16% | 87.76% | 7.46% | 10.69% | 4.62% | 63.56% | 57.30% | 12.31% |
| PUERTO PRINCESA CITY | 98.50% | 90.51% | 106.50% | 81.80% | 75.51% | 88.11% | 9.24% | 8.16% | 10.16% | 61.02% | 57.56% | 12.84% |
| SAN PABLO CITY | 87.93% | 83.27% | 92.51% | 76.51% | 73.10% | 79.86% | 12.69% | 14.01% | 11.34% | 52.05% | 54.26% | 12.99% |
| TOTAL | 82.64% | 79.30% | 86.09% | 70.78% | 68.37% | 73.27% | 8.54% | 10.44% | 6.72% | 51.64% | 54.18% | 12.64% |

| REGION V | GER | | | NER | | | Drop-out Rate | | | NEAT | | |
|-----------------|---------|---------|---------|---------|---------|---------|---------------|--------|-------|--------|--------|---------|
| | Total | M | F | Total | M | F | Total | M | F | Pass% | Co % | Co S.D. |
| ALBAY | 72.12% | 64.85% | 79.88% | 64.30% | 58.73% | 70.24% | 8.55% | 17.76% | 0.57% | 24.80% | 45.10% | 12.30% |
| CAMARINES NORTE | 67.94% | 63.18% | 72.97% | 60.89% | 57.46% | 64.52% | 10.34% | 13.44% | 7.49% | 39.29% | 50.48% | 12.23% |
| CAMARINES SUR | 82.36% | 55.70% | 69.50% | 55.86% | 50.52% | 61.59% | 9.65% | 14.07% | 5.85% | 23.58% | 45.31% | 11.68% |
| CATANDUANES | 80.10% | 79.40% | 80.85% | 70.96% | 71.56% | 70.31% | 5.09% | 8.13% | 1.87% | 59.13% | 56.87% | 13.46% |
| MASBATE | 58.46% | 51.75% | 65.53% | 52.40% | 47.04% | 58.06% | 14.91% | 20.66% | 9.95% | 28.68% | 45.10% | 12.57% |
| SORSOGON | 81.18% | 77.75% | 84.84% | 72.37% | 70.45% | 74.42% | 8.00% | 10.88% | 5.19% | 46.64% | 52.80% | 13.92% |
| IRIGA CITY | 115.37% | 114.72% | 116.00% | 105.50% | 105.66% | 105.35% | 6.70% | 10.42% | 3.09% | 61.98% | 59.04% | 15.86% |
| LEGASPI CITY | 91.59% | 89.17% | 93.95% | 83.33% | 81.91% | 84.71% | 9.54% | 13.77% | 5.74% | 45.03% | 52.57% | 13.98% |
| NAGA CITY | 122.64% | 116.92% | 127.98% | 111.74% | 107.73% | 115.49% | 12.26% | 17.36% | 7.92% | 57.35% | 56.25% | 12.99% |
| TOTAL | 71.37% | 65.60% | 77.48% | 63.93% | 59.59% | 68.53% | 9.66% | 14.72% | 5.13% | 42.94% | 51.63% | 13.22% |

| REGION VI | GER | | | NER | | | Drop-out Rate | | | NEAT | | |
|-------------------|---------|---------|---------|---------|---------|---------|---------------|--------|--------|--------|--------|---------|
| | Total | M | F | Total | M | F | Total | M | F | Pass% | Co % | Co S.D. |
| AKLAN | 105.87% | 106.95% | 104.72% | 90.23% | 83.07% | 97.81% | 7.86% | 8.87% | 6.76% | 47.84% | 53.36% | 13.18% |
| ANTIQUE | 82.97% | 83.28% | 82.65% | 73.19% | 66.83% | 79.85% | 4.57% | 4.66% | 4.48% | 40.59% | 50.30% | 13.14% |
| CAPIZ | 77.46% | 75.00% | 80.03% | 69.04% | 60.60% | 77.86% | 6.81% | 9.92% | 3.80% | 32.64% | 47.62% | 12.89% |
| GUIMARAS | 90.13% | 91.07% | 89.12% | 79.35% | 73.11% | 85.97% | 8.46% | 8.53% | 8.38% | 37.25% | 49.97% | 11.05% |
| ILOILO | 79.31% | 78.47% | 80.20% | 70.49% | 63.41% | 78.00% | 7.31% | 8.25% | 6.33% | 35.98% | 49.11% | 12.72% |
| NEGROS OCCIDENTAL | 60.49% | 60.30% | 60.70% | 52.20% | 47.33% | 57.23% | 10.91% | 12.46% | 9.31% | 29.35% | 45.89% | 12.42% |
| BACOLOD CITY | 91.59% | 95.48% | 87.96% | 78.84% | 74.71% | 82.71% | 5.19% | 7.60% | 2.75% | 37.44% | 49.34% | 14.42% |
| BAGO CITY | 88.95% | 91.59% | 86.25% | 78.34% | 73.58% | 83.21% | 12.69% | 16.92% | 8.11% | 24.76% | 45.20% | 12.23% |
| CADIZ CITY | 78.16% | 80.33% | 75.97% | 68.13% | 63.78% | 72.52% | 10.96% | 9.46% | 12.56% | 28.04% | 45.81% | 13.14% |
| ILOILO CITY | 131.28% | 136.22% | 126.27% | 111.54% | 105.71% | 117.45% | 7.85% | 6.17% | 9.68% | 39.94% | 50.48% | 13.88% |
| LA CARLOTA CITY | 117.66% | 119.73% | 115.62% | 104.96% | 97.19% | 112.65% | 6.78% | 9.32% | 4.19% | 44.11% | 51.86% | 12.27% |
| ROXAS CITY | 92.12% | 100.98% | 84.24% | 79.53% | 79.36% | 79.68% | 10.33% | 9.90% | 10.80% | 29.42% | 46.54% | 12.35% |
| SAGAY CITY | 66.14% | 66.08% | 66.20% | 56.01% | 52.72% | 63.53% | 4.99% | 6.30% | 3.63% | 56.47% | 55.70% | 12.72% |
| SAN CARLOS CITY | 81.46% | 81.92% | 80.98% | 66.36% | 60.56% | 72.37% | 11.35% | 14.46% | 8.11% | 27.96% | 46.73% | 11.48% |
| SILAY CITY | 65.97% | 66.26% | 65.70% | 58.85% | 53.54% | 63.91% | 6.85% | 12.01% | 1.88% | 27.78% | 47.27% | 10.97% |
| TOTAL | 79.01% | 79.30% | 78.72% | 68.92% | 62.91% | 75.11% | 8.12% | 9.36% | 6.83% | 35.95% | 49.08% | 12.59% |

州名網かけ: 貧困26州、教育指標網かけ: 下位26位

Province別
中等教育指標

| REGION VII | GER | | | NER | | | Drop-out Rate | | | NEAT | | |
|-----------------|--------|--------|---------|--------|--------|--------|---------------|--------|--------|--------|--------|---------|
| | Total | M | F | Total | M | F | Total | M | F | Pass% | Co % | Co S.D. |
| BOHOL | 72.65% | 69.78% | 75.66% | 61.75% | 59.74% | 63.85% | 10.07% | 10.81% | 9.37% | 53.44% | 54.54% | 12.09% |
| CEBU | 94.25% | 87.62% | 101.42% | 79.62% | 74.54% | 85.11% | 7.00% | 8.62% | 5.49% | 44.91% | 52.06% | 13.82% |
| CEBU CITY | 96.84% | 98.15% | 95.60% | 83.96% | 85.80% | 82.25% | 5.20% | 5.58% | 4.83% | 55.50% | 55.18% | 13.64% |
| DUMAGUETE CITY | 76.50% | 80.74% | 72.73% | 67.27% | 71.57% | 63.45% | 4.92% | 7.09% | 2.79% | 55.53% | 55.53% | 14.53% |
| LAPU-LAPU CITY | 73.42% | 70.17% | 76.48% | 60.93% | 58.81% | 62.91% | 4.79% | 8.78% | 1.36% | 28.02% | 46.51% | 12.36% |
| MANDAUE CITY | 54.17% | 54.25% | 54.09% | 46.41% | 46.92% | 45.92% | 10.32% | 9.99% | 10.62% | 65.13% | 58.22% | 12.70% |
| NEGROS ORIENTAL | 52.49% | 47.83% | 57.38% | 43.30% | 39.93% | 46.83% | 10.74% | 12.26% | 9.41% | 22.36% | 44.81% | 11.43% |
| SIQUIJOR | 95.00% | 97.75% | 92.14% | 81.03% | 83.94% | 78.00% | 5.43% | 6.59% | 4.14% | 28.29% | 49.96% | 11.55% |
| TOLEDO CITY | 54.46% | 50.94% | 58.18% | 45.67% | 43.00% | 48.49% | 8.17% | 10.09% | 6.38% | 50.97% | 54.00% | 13.05% |
| TOTAL | 77.37% | 73.94% | 80.89% | 65.59% | 63.21% | 68.03% | 7.74% | 8.99% | 6.57% | 44.91% | 52.31% | 12.81% |

| REGION VIII | GER | | | NER | | | Drop-out Rate | | | NEAT | | |
|----------------|--------|--------|--------|--------|--------|--------|---------------|--------|--------|--------|--------|---------|
| | Total | M | F | Total | M | F | Total | M | F | Pass% | Co % | Co S.D. |
| BILIRAN | 66.98% | 63.83% | 70.30% | 57.12% | 55.01% | 59.35% | 17.92% | 20.36% | 16.57% | 82.28% | 63.20% | 10.38% |
| LEYTE | 81.07% | 56.71% | 66.80% | 52.54% | 48.47% | 56.89% | 9.07% | 10.49% | 7.81% | 85.21% | 66.37% | 11.75% |
| SOUTHERN LEYTE | 83.57% | 81.01% | 86.33% | 72.74% | 71.15% | 74.45% | 8.49% | 10.45% | 6.48% | 76.35% | 61.37% | 11.71% |
| EASTERN SAMAR | 77.12% | 72.62% | 81.78% | 66.14% | 62.95% | 69.45% | 10.57% | 11.73% | 9.51% | 85.59% | 67.03% | 11.98% |
| NORTHERN SAMAR | 60.43% | 55.49% | 65.69% | 51.82% | 48.10% | 55.78% | 15.54% | 17.56% | 13.72% | 85.29% | 66.17% | 11.42% |
| SAMAR | 54.40% | 49.66% | 59.49% | 46.46% | 42.89% | 50.30% | 14.39% | 16.07% | 12.89% | 74.03% | 61.69% | 13.52% |
| CALBAYOG CITY | 60.02% | 55.79% | 64.66% | 52.24% | 49.05% | 55.73% | 13.91% | 13.93% | 13.88% | 61.78% | 56.83% | 11.65% |
| ORMOC CITY | 63.16% | 57.57% | 69.07% | 54.58% | 50.32% | 59.08% | 9.27% | 11.70% | 7.12% | 82.58% | 65.82% | 12.48% |
| TACLOBAN CITY | 90.62% | 85.97% | 94.85% | 77.86% | 74.77% | 80.68% | 8.40% | 12.31% | 5.18% | 47.27% | 52.97% | 13.97% |
| TOTAL | 65.67% | 60.84% | 70.78% | 56.49% | 52.91% | 60.28% | 11.07% | 12.83% | 9.47% | 75.60% | 62.39% | 12.10% |

| REGION IX | GER | | | NER | | | Drop-out Rate | | | NEAT | | |
|----------------|---------|---------|---------|--------|--------|---------|---------------|--------|--------|--------|--------|---------|
| | Total | M | F | Total | M | F | Total | M | F | Pass% | Co % | Co S.D. |
| BASILAN | 49.56% | 47.14% | 52.05% | 41.05% | 38.52% | 43.66% | 5.30% | 8.17% | 2.63% | 37.92% | 48.10% | 13.09% |
| ZAM. DEL NORTE | 48.21% | 45.70% | 50.84% | 40.50% | 37.99% | 43.43% | 16.22% | 16.97% | 15.63% | 71.88% | 60.74% | 12.70% |
| ZAM. DEL SUR | 53.16% | 49.63% | 56.89% | 42.81% | 39.00% | 46.84% | 15.19% | 12.48% | 17.69% | 35.54% | 48.66% | 13.83% |
| DAPITAN CITY | 67.38% | 66.68% | 68.12% | 58.01% | 57.63% | 58.40% | 7.70% | 10.00% | 5.37% | 70.16% | 61.76% | 13.67% |
| DIPOLOG CITY | 104.44% | 101.57% | 107.18% | 83.14% | 81.80% | 84.41% | 6.90% | 8.55% | 5.41% | 53.98% | 54.40% | 12.76% |
| PAGADIAN CITY | 110.74% | 103.26% | 117.69% | 95.36% | 89.17% | 101.12% | 5.38% | 8.65% | 2.71% | 72.14% | 61.43% | 13.00% |
| ZAMBOANGA CITY | 96.17% | 95.33% | 96.98% | 78.49% | 78.06% | 78.90% | 6.02% | 11.11% | 1.26% | 41.27% | 50.27% | 14.08% |
| TOTAL | 63.29% | 60.02% | 66.65% | 51.96% | 48.81% | 55.20% | 10.91% | 12.00% | 9.90% | 54.70% | 55.05% | 13.30% |

| REGION X | GER | | | NER | | | Drop-out Rate | | | NEAT | | |
|------------------|--------|--------|--------|--------|--------|--------|---------------|--------|--------|--------|--------|---------|
| | Total | M | F | Total | M | F | Total | M | F | Pass% | Co % | Co S.D. |
| BUKIDNON | 47.28% | 45.08% | 49.39% | 39.53% | 37.75% | 41.23% | 12.07% | 12.75% | 11.47% | 48.98% | 53.27% | 13.03% |
| CAMIGUIN | 69.34% | 71.07% | 67.62% | 57.79% | 59.32% | 56.28% | 6.53% | 7.69% | 5.32% | 53.99% | 54.56% | 12.41% |
| MIS. OCCIDENTAL | 63.06% | 62.56% | 63.55% | 52.64% | 52.30% | 52.98% | 9.16% | 10.65% | 7.75% | 59.80% | 56.83% | 12.93% |
| MISAMIS ORIENTAL | 58.07% | 48.77% | 70.71% | 48.39% | 40.85% | 58.78% | 11.28% | 12.51% | 10.12% | 48.79% | 53.16% | 14.16% |
| CAG. DE ORO CITY | 65.25% | 67.88% | 62.95% | 54.58% | 56.88% | 52.56% | 8.16% | 10.04% | 6.39% | 40.52% | 50.67% | 13.11% |
| GINGOOG CITY | 60.45% | 56.56% | 64.26% | 50.35% | 47.19% | 53.44% | 9.89% | 13.39% | 6.89% | 61.09% | 56.25% | 10.91% |
| OZAMIS CITY | 65.05% | 64.31% | 65.71% | 54.26% | 53.72% | 54.75% | 9.83% | 12.31% | 7.64% | 53.11% | 53.50% | 12.26% |
| TOTAL | 56.38% | 53.34% | 59.48% | 47.06% | 44.60% | 49.58% | 10.39% | 11.73% | 9.16% | 52.33% | 54.03% | 12.69% |

州名網かけ: 貧困26州、教育指標網かけ: 下位26位

Province別
中等教育指標

| REGION XI | GER | | | NER | | | Drop-out Rate | | | NEAT | | | |
|------------------|---------|---------|---------|--------|--------|--------|---------------|--------|--------|--------|--------|---------|--------|
| | Total | M | F | Total | M | F | Total | M | F | Pass% | Co % | Co S.D. | |
| COPOSTELA VALLEY | | | | | | | | | | | 32.61% | 47.81% | 12.53% |
| DABAO | | | | | | | | | | | 38.92% | 50.31% | 12.98% |
| DAVAO DEL NORTE | 69.05% | 63.86% | 74.38% | 51.96% | 47.60% | 56.44% | 10.72% | 14.41% | 7.47% | | | | |
| DAVAO DEL SUR | 62.40% | 57.49% | 67.57% | 47.08% | 42.87% | 51.52% | 14.24% | 13.69% | 14.73% | 27.82% | 46.38% | 12.86% | |
| DAVAO ORIENTAL | 65.26% | 60.55% | 70.18% | 49.12% | 45.13% | 53.28% | 11.98% | 8.68% | 14.95% | 26.72% | 45.84% | 12.31% | |
| SARANGANI | 49.00% | 45.08% | 53.03% | 36.93% | 33.61% | 40.35% | 8.32% | 5.02% | 11.22% | 78.76% | 64.02% | 12.75% | |
| SOUTH COTABATO | 78.01% | 73.00% | 83.17% | 58.89% | 54.44% | 63.47% | 7.68% | 6.05% | 9.15% | 58.34% | 56.55% | 14.37% | |
| DAVAO CITY | 107.34% | 105.84% | 108.80% | 81.14% | 78.97% | 83.23% | 7.99% | 9.56% | 6.51% | 31.97% | 47.66% | 13.22% | |
| GEN. SANTOS CITY | 98.38% | 96.40% | 100.37% | 74.16% | 71.87% | 76.46% | 4.24% | 1.68% | 6.70% | 35.13% | 48.35% | 12.36% | |
| TOTAL | 76.20% | 71.98% | 80.53% | 57.47% | 53.67% | 61.37% | 9.58% | 9.69% | 9.48% | 41.03% | 50.87% | 12.92% | |

| REGION XII | GER | | | NER | | | Drop-out Rate | | | NEAT | | |
|-----------------|--------|--------|--------|--------|--------|--------|---------------|--------|--------|--------|--------|---------|
| | Total | M | F | Total | M | F | Total | M | F | Pass% | Co % | Co S.D. |
| LANAO DEL NORTE | 36.43% | 35.42% | 37.49% | 36.02% | 34.76% | 37.34% | 18.44% | 20.29% | 16.61% | 22.93% | 44.33% | 12.28% |
| NORTH COTABATO | 56.15% | 55.01% | 58.72% | 55.47% | 54.51% | 56.47% | 15.00% | 15.78% | 14.19% | 22.06% | 44.33% | 11.49% |
| COTABATO CITY | 89.39% | 89.85% | 88.95% | 88.44% | 88.24% | 88.63% | 14.49% | 17.15% | 11.93% | 27.07% | 44.75% | 13.95% |
| ILIGAN CITY | 67.61% | 71.32% | 64.04% | 66.79% | 69.94% | 63.75% | 12.12% | 10.46% | 13.90% | 50.70% | 54.04% | 14.27% |
| SULTAN KUDARAT | 68.74% | 65.12% | 72.63% | 51.88% | 48.57% | 55.41% | 12.01% | 9.95% | 13.99% | 50.88% | 53.56% | 14.38% |
| MARAWI CITY | 82.38% | 65.43% | 98.26% | 81.80% | 64.45% | 98.06% | 24.01% | 38.60% | 15.23% | 87.06% | 65.56% | 11.39% |
| TOTAL | 57.40% | 56.14% | 58.69% | 56.75% | 55.08% | 58.45% | 15.75% | 17.20% | 14.34% | 43.45% | 51.08% | 12.96% |

| REGION XIII | GER | | | NER | | | Drop-out Rate | | | NEAT | | |
|-------------------|--------|--------|--------|--------|--------|--------|---------------|--------|--------|--------|--------|---------|
| | Total | M | F | Total | M | F | Total | M | F | Pass% | Co % | Co S.D. |
| AGUSAN DEL NORTE | 74.41% | 69.02% | 80.14% | 58.03% | 58.76% | 57.25% | 5.46% | 7.46% | 3.63% | 45.32% | 51.48% | 13.19% |
| AGUSAN DEL SUR | 54.17% | 49.66% | 58.80% | 39.93% | 41.80% | 38.00% | 13.02% | 13.93% | 12.22% | 75.80% | 63.27% | 13.36% |
| SIARGAO | 74.68% | 67.39% | 82.55% | 53.50% | 56.34% | 60.43% | 3.23% | 3.66% | 2.86% | 95.22% | 70.54% | 9.51% |
| SURIGAO DEL NORTE | 89.51% | 82.59% | 96.91% | 64.63% | 69.12% | 59.82% | 7.83% | 8.96% | 6.81% | 86.26% | 68.40% | 12.64% |
| SURIGAO DEL SUR | 80.97% | 76.63% | 85.39% | 59.87% | 64.48% | 65.17% | 1.48% | 1.50% | 1.45% | 49.52% | 52.62% | 13.34% |
| BUTUAN CITY | 78.43% | 76.73% | 80.10% | 57.84% | 64.62% | 61.15% | 11.16% | 12.26% | 10.11% | 60.75% | 57.68% | 14.39% |
| SURIGAO CITY | 42.07% | 41.00% | 43.14% | 33.04% | 34.92% | 31.15% | 5.54% | 7.53% | 3.63% | | | |
| TOTAL | 71.01% | 66.55% | 75.60% | 52.69% | 56.06% | 49.21% | 7.17% | 8.05% | 6.35% | 43.63% | 60.67% | 12.74% |

| NCR | GER | | | NER | | | Drop-out Rate | | | NEAT | | |
|------------------|---------|---------|---------|--------|--------|--------|---------------|--------|--------|--------|--------|---------|
| | Total | M | F | Total | M | F | Total | M | F | Pass% | Co % | Co S.D. |
| MANILA | 99.01% | 96.54% | 101.40% | 92.79% | 90.20% | 95.30% | 10.45% | 15.13% | 6.12% | 59.07% | 57.03% | 13.97% |
| QUEZON CITY | 96.14% | 95.87% | 96.39% | 90.08% | 89.52% | 90.60% | 6.63% | 8.05% | 5.30% | 54.17% | 55.70% | 14.53% |
| MANDALUYONG CITY | 81.07% | 100.25% | 62.89% | 75.33% | 92.52% | 59.02% | 11.73% | 12.08% | 11.19% | 55.33% | 56.00% | 14.37% |
| MARIKINA CITY | 80.16% | 79.30% | 81.01% | 75.01% | 73.93% | 76.08% | 6.13% | 8.54% | 3.81% | 60.35% | 58.54% | 14.90% |
| PASIG & SAN JUAN | 95.89% | 95.10% | 96.63% | 89.75% | 88.69% | 90.74% | 5.56% | 7.10% | 4.12% | 55.02% | 55.62% | 14.41% |
| KALOOKAN CITY | 74.40% | 70.97% | 77.88% | 70.06% | 66.67% | 73.50% | 10.21% | 14.20% | 6.53% | 44.14% | 52.26% | 12.99% |
| VALMANA | 72.01% | 70.39% | 73.66% | 67.61% | 65.86% | 69.37% | 6.79% | 8.39% | 5.24% | 49.66% | 53.96% | 12.83% |
| PASAY CITY | 80.20% | 80.75% | 79.66% | 75.03% | 75.23% | 74.83% | 9.48% | 10.45% | 8.51% | 49.42% | 53.70% | 12.88% |
| MAKATI CITY | 69.26% | 73.42% | 65.41% | 65.03% | 68.69% | 61.64% | 9.35% | 10.54% | 8.10% | 60.26% | 57.88% | 14.18% |
| PARANAQUE | 100.42% | 101.42% | 99.51% | 93.94% | 94.50% | 93.43% | 8.26% | 9.98% | 6.64% | 58.69% | 56.59% | 13.02% |
| LAS PINAS | 76.87% | 76.89% | 76.85% | 71.87% | 71.55% | 72.17% | 10.00% | 11.13% | 8.95% | 54.92% | 55.97% | 13.87% |
| MUNTINLUPA CITY | 76.21% | 78.10% | 74.46% | 71.29% | 72.74% | 69.95% | 8.92% | 9.00% | 8.85% | 54.05% | 55.68% | 13.99% |
| TAGUIG & PATEROS | 73.63% | 73.43% | 73.84% | 69.13% | 68.72% | 69.54% | 7.61% | 9.26% | 5.97% | 47.40% | 52.94% | 13.15% |
| TOTAL | 86.05% | 85.68% | 86.41% | 80.65% | 80.01% | 81.26% | 8.38% | 10.69% | 6.17% | 54.04% | 55.53% | 13.76% |

州名網かけ: 貧困26州、教育指標網かけ: 下位26位

Province別
中等教育指標

| CAR | GER | | | NER | | | Drop-out Rate | | | NEAT | | |
|--------------|---------|---------|---------|---------|--------|---------|---------------|--------|--------|--------|--------|---------|
| | Total | M | F | Total | M | F | Total | M | F | Pass% | Co % | Co S.D. |
| ABRA | 93.05% | 92.95% | 93.16% | 89.07% | 89.30% | 88.83% | 9.86% | 12.07% | 7.62% | 53.33% | 54.35% | 13.60% |
| APAYAO | 66.54% | 63.91% | 69.21% | 63.65% | 61.47% | 65.85% | 16.64% | 17.85% | 15.50% | 29.17% | 47.00% | 11.43% |
| BENGUET | 66.29% | 60.11% | 72.76% | 63.37% | 57.78% | 69.23% | 5.32% | 8.13% | 2.88% | 52.10% | 54.41% | 10.95% |
| IFUGAO | 73.59% | 66.31% | 80.74% | 70.39% | 63.76% | 76.92% | 12.00% | 17.52% | 9.17% | 45.41% | 52.13% | 10.71% |
| KALINGA | 83.57% | 79.92% | 87.13% | 79.92% | 76.82% | 82.95% | 11.10% | 14.52% | 8.03% | 39.44% | 50.27% | 12.26% |
| MT. PROVINCE | 84.01% | 82.29% | 85.70% | 80.10% | 79.32% | 80.87% | 10.57% | 15.31% | 6.11% | 47.37% | 52.55% | 11.43% |
| BAGUIO CITY | 108.73% | 100.22% | 118.42% | 104.00% | 96.17% | 112.92% | 10.24% | 11.87% | 8.66% | 58.87% | 56.55% | 12.52% |
| TOTAL | 82.55% | 77.86% | 87.39% | 78.93% | 74.83% | 83.16% | 9.89% | 12.70% | 7.31% | 46.53% | 52.47% | 11.84% |

| ARMM | GER | | | NER | | | Drop-out Rate | | | NEAT | | |
|------------------|--------|--------|--------|--------|--------|--------|---------------|--------|--------|--------|--------|---------|
| | Total | M | F | Total | M | F | Total | M | F | Pass% | Co % | Co S.D. |
| LANAO DEL SUR I | 23.59% | 23.79% | 23.39% | 20.54% | 20.47% | 20.61% | 15.84% | 13.33% | 18.90% | 92.79% | 63.76% | 6.78% |
| LANAO DEL SUR II | 45.48% | 41.15% | 49.54% | 39.66% | 35.44% | 43.68% | 10.27% | 11.92% | 8.98% | 25.63% | 45.73% | 13.59% |
| MAGUINDANO | 29.59% | 27.91% | 31.44% | 25.75% | 23.99% | 27.68% | 23.35% | 23.81% | 22.90% | 37.77% | 48.45% | 14.59% |
| SULU | 15.95% | 15.47% | 16.45% | 13.89% | 13.30% | 14.50% | 5.01% | 5.26% | 4.78% | 38.63% | 47.88% | 12.71% |
| TAWI-TAWI | 37.68% | 35.45% | 40.04% | 32.81% | 30.48% | 35.25% | 7.69% | 9.64% | 5.87% | 59.71% | 54.68% | 13.23% |
| TOTAL | 28.29% | 26.72% | 29.92% | 24.64% | 22.98% | 26.35% | 14.27% | 14.93% | 13.66% | 50.91% | 52.10% | 12.18% |

州名網かけ: 貧困26州、教育指標網かけ: 下位26位

9. 訪れた高校プロフィール

9-1 Negros Occidental 高校

9-1-1 プロファイル

Negros Occidental 高校 (NOHS) Division of Negros Occidental, Region VI

1. 高校概要

1902年に創立したNegros Occidentalでは一番古い高校である。夕方からは、高校レベルのノンフォーマル教育 (Non-formal Education) のクラスがある。

校門の前の道を渡れば、ゲームなど遊べる店がある。

2001-02 Survival rate 79.44% Repetition rate 2.48% Transition rate 93.47%
Retention rate 92.36% Completion rate 75.48%

Negros Occidental 高校 (2002年8月27日現在)

| | 1年生 | | 2 | | 3 | | 4 | | 合計 | |
|------|----------------------------|-----|-------|-----|-------|-----|-------|-----|-------|-------|
| | M | F | M | F | M | F | M | F | M | F |
| 生徒# | 602 | 867 | 595 | 861 | 535 | 743 | 508 | 668 | 2,200 | 3,139 |
| 教員# | 8 | 41 | 7 | 42 | 7 | 36 | 8 | 43 | 30 | 162 |
| クラス# | 30 | | 28 | | 25 | | 23 | | 106 | |
| 教室# | 75 (恒常的に割り当てが決まっているわけではない) | | | | | | | | | |
| 机# | | | | | | | | | | |
| 椅子# | 1,459 | | 1,365 | | 1,281 | | 1,090 | | 5,193 | |
| トイレ# | 27 bowls | | | | | | | | | |

#(number) of textbooks

| | 1年生 | 2 | 3 | 4 | 合計 |
|------------|-------|-------|-------|-------|--------|
| Filipino # | 696 | 463 | 995 | 1,419 | 3,573 |
| 英語 # | 2,459 | 1,592 | 1,376 | 1,483 | 6,910 |
| 理科# | 1,196 | 304 | 1,043 | 1,180 | 3,723 |
| 数学 # | 3,998 | 3,788 | 3,638 | 1,197 | 12,621 |
| Makabayan# | 1,671 | 1,758 | 998 | 941 | 5,368 |

2. ワークショップからわかったこと

(1) 現在の問題点 (詳細はワークショップ報告参照のこと)

施設が不十分である。

教室

トイレ←不十分な数。公共物を大切にできない生徒がいる。水圧が低い。

(管理は用務員さんが毎日おこなう。)

クラスが大きい ←公立高校なので就学者を拒否できない。

生徒のパフォーマンスが悪い。

授業が魅力的でない。

教材が不十分である。

生徒が頻りに欠席する。← 家庭的事情がある。友人からの誘惑がある。

保護者が無関心であったり積極的ではない。← 家庭的事情 (経済的、物理的)

教員のコミットメントが不足している。← 新しいカリキュラムに戸惑っている。

学校環境がよくない。

騒音がある ← 大きな学校である。生徒へのしつげがたりない。

ごみがある ← 敷地内で7世帯が生活している。環境への関心が低い。

安全ではない ← ドラッグを使用する人がいる。外部者が侵入できる。生徒が外出する。

校長は、構内への外部者の出入り、授業時間中の生徒の外出を禁止するために、生徒へのIDの発行を近々おこなう予定である。IDには、授業時間も明記することとし、校門で警備員によるチェックをおこなうとしている。

(2) 学校を取り巻く組織 (ワークショップ報告参照)

高校に関係する組織として、41をワークショップ参加者は挙げた。それを学校との関係の強さに基づき4つのグループに分けると、主なものとその役割は以下のとおり。組織の概要もワークショップ報告書参照のこと。

小学校に比べて、関係する組織の数が多いことと、支援の内容に幅がある。就学者数に対して初等教育の方が手当てされていないとの指摘を裏付けるようである。

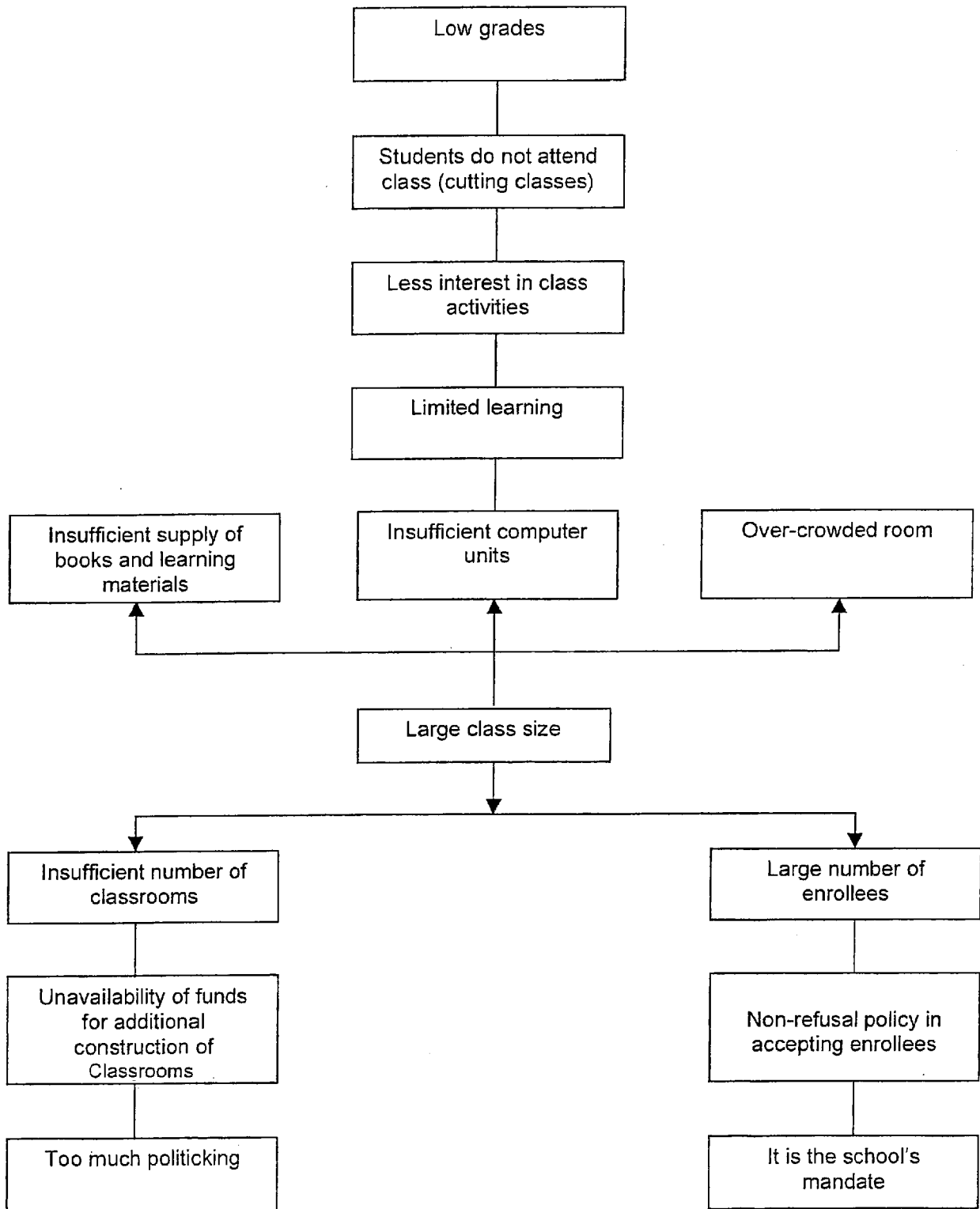
| グループ | 組織名 | 学校との関係 |
|---------------|---|---|
| 1 (一番関係が深い) | Parent Teacher Community Association | 舗装道の建設、Provinceでの会合の出張費、教員と生徒へのリーダーシップトレーニング費負担、優秀な生徒への賞提供等 |
| | Local School Board | 楽器や椅子の提供、施設のメンテナンス費、Provinceでの会合の出張費負担 |
| | 同窓会 | 校門と道の整備、本の寄贈、奨学金の提供、体育館の建設、県知事 (Governor) の同校売却を阻止等。 |
| | Junior Drug Watch | ドラッグ阻止に関するセミナーの実施、ドラッグの影響についての情報発信。 |
| | Student Affairs Office | 生徒がよい市民になるためのトレーニング |
| | 科学技術省 DOST | 教員や卒業生への奨学金を提供 |
| | その他、ガールスカウト、ボーイスカウト、赤十字等 | |
| 2 | Dept. of Labor & Employment | 労働条件や子供の労働等の情報を提供。 |
| | Barangay | 学校の安全や学校の近くの道路の交通に気を配る。 |
| | 職業教育技能開発庁 TESDA | 技術技能トレーニングの実施、奨学金の提供等。 |
| | 議員 | 1Mペソの支援を約束。 |
| | 技術情報省 DTI | コンピューターを20台供与。 |
| | 社会福祉開発省 DSWD | 子供の虐待に対してカウンセリングやシェルターの提供。 |
| | Filipino-Chinese Chamber of Commerce | 学校施設の建設や備品の提供 |
| 3 | Lions' Club | 飲み水 (drinking fountains) の提供 |
| | Rotary | 今までは何の関係もないが、将来のパートナーとしての可能性。 |
| | Loupe's | 支援提供先としての可能性。Bicolor Cityで一番古い会社。 |
| | 環境資源省 DENR | 生徒のための環境にかかるセミナー実施 |
| 4 (ほとんど関係がない) | Philippine National Oil Company | 奨学金の提供 |
| | Philippine Institute of Civil Engineers | インフラ建設のための協力可能性。 |
| | 文部省 | 現在では関係はないが、以前卒業生が奨学金を得た。 |

(3) 子供の生活時間帯調査 (ワークショップ報告書参照のこと)

高校に就学している生徒は、当然のことながら、生活の中で学校の占める割合が多い。

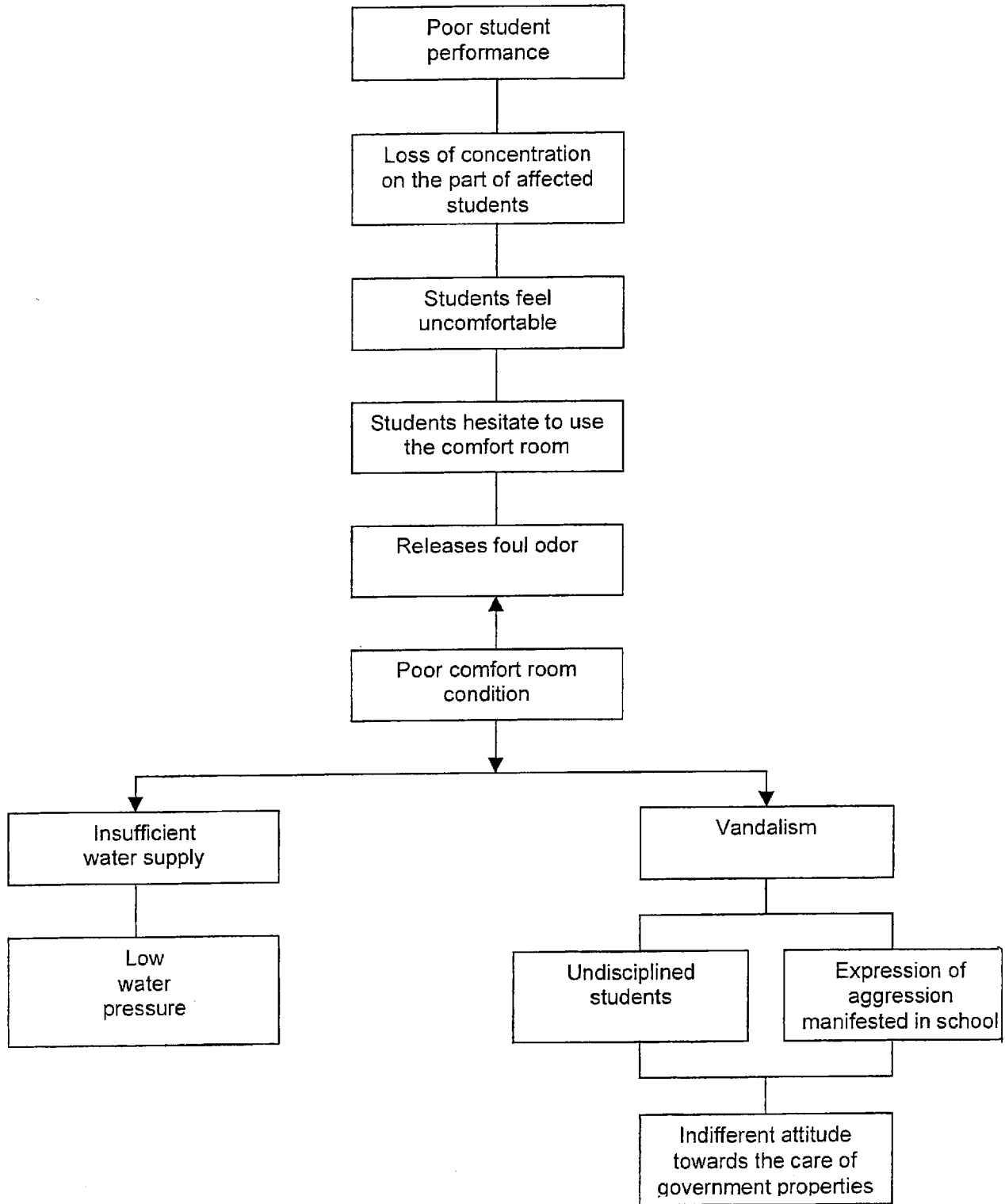
一方、インタビューした就学していない子供 (Out-of-School Children) 2人は、家事を手伝う一方で、生業についているようではなかった。むしろ、テレビやバスケットボール、ディスコ等、娯楽の時間が目立つ。

Group: REFERENCE MATERIALS



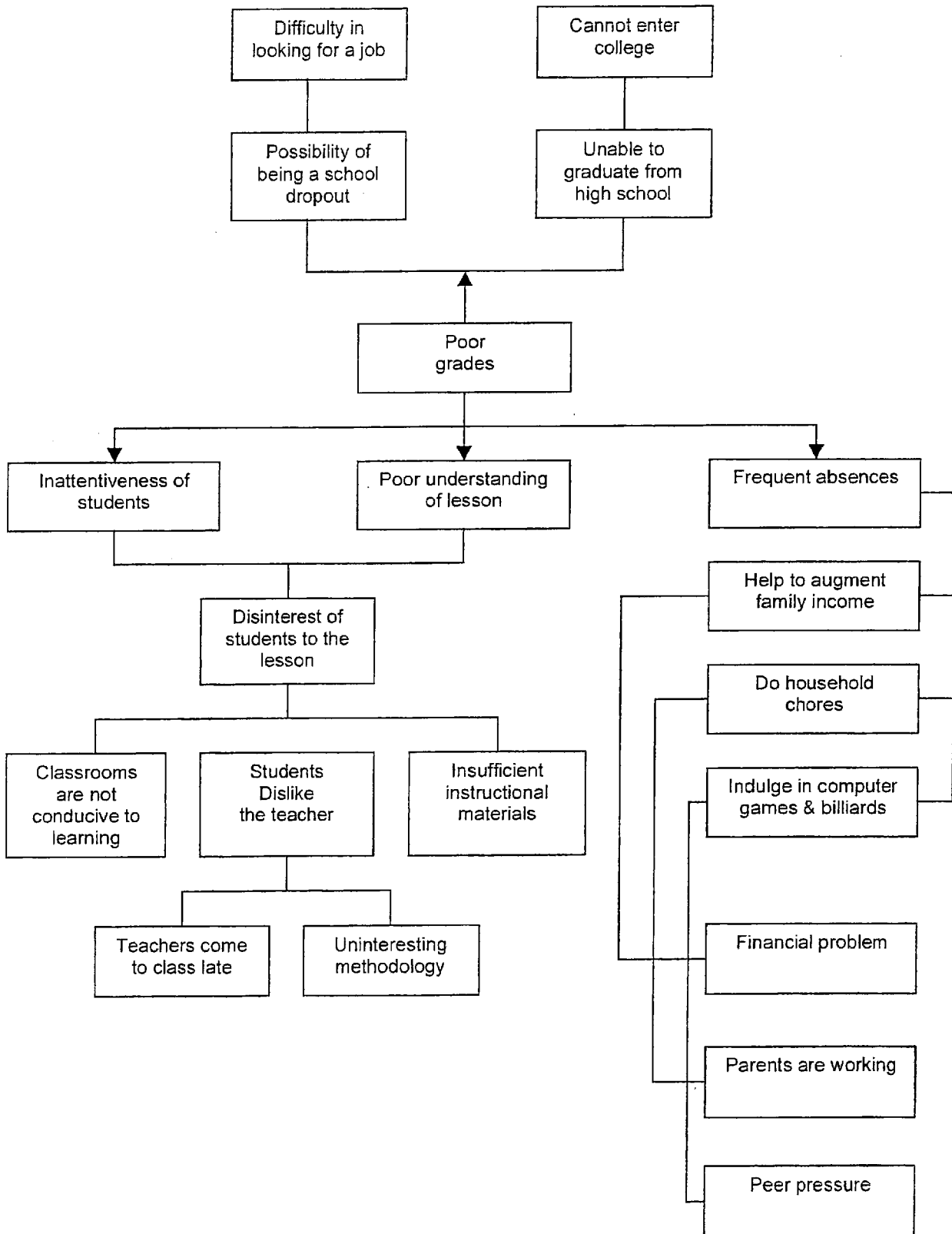
| What has been done | What school plans to do | Recommendations |
|--|--|---|
| Photocopying of materials | Come-up with structured instructional materials to make it easy for students | Additional budget for education from the government |
| Set a ceiling on the number of enrollees | Vary learning approaches | Construction of additional classrooms |
| | Mobilize the PTA to involve parents in bringing back the children to school | Tap NGOs support |
| | Make home visitation a regular part of monitoring | Ensure a quality not a quantity education |
| | Conduct one-on-one consultation | |

Group: FACILITIES (Comfort Room)



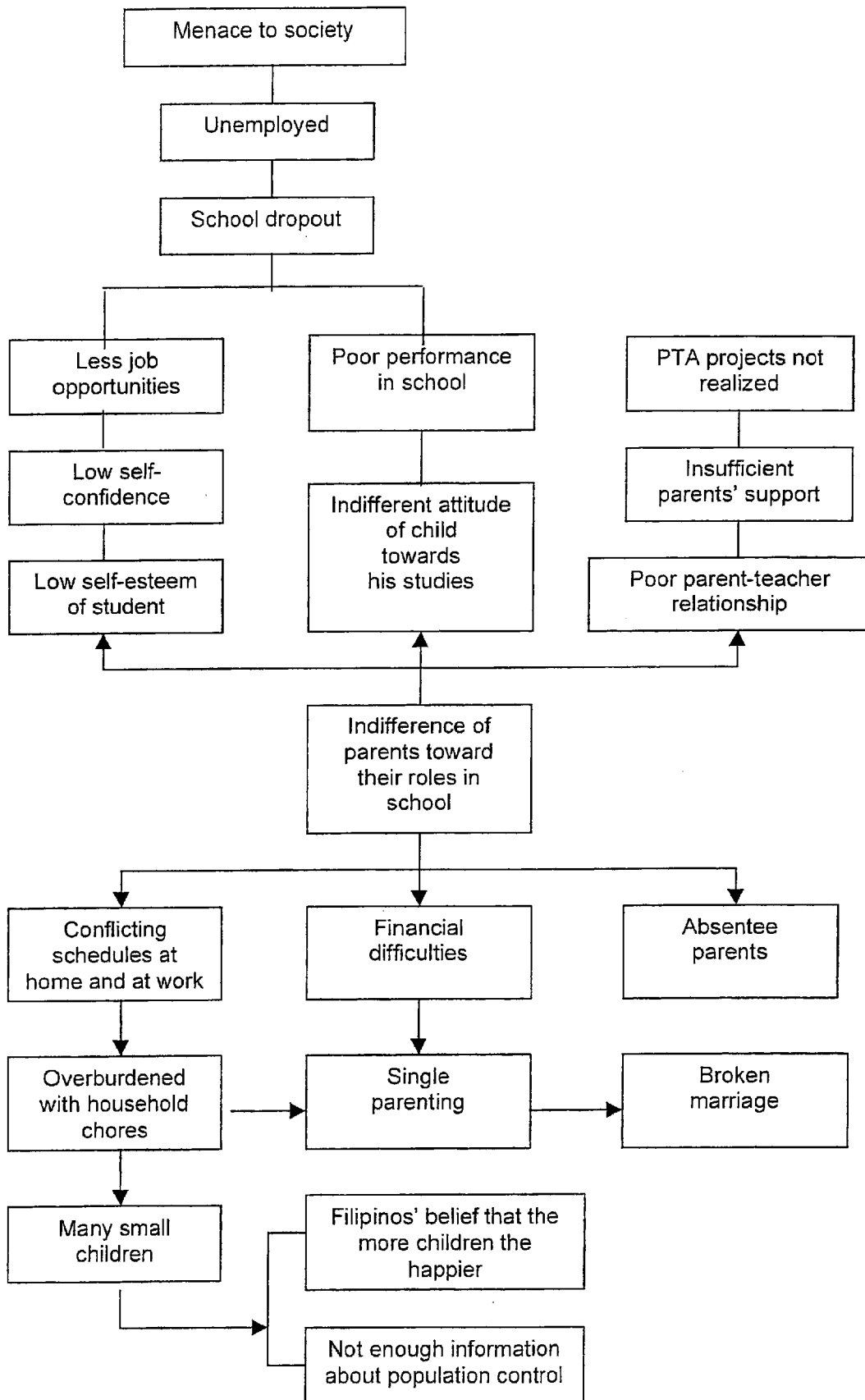
| What has been done | What school plans to do | Recommendations |
|---|--|--|
| Drainage has been improved | Ask Cong. Fuentebella through the PTA to construct comfort rooms | Allocate funds for the rehabilitation of the existing comfort rooms |
| Regular maintenance | | Provide funds for the construction of additional comfort rooms specifically one classroom one comfort room |
| Lecture on the proper use of the facility | | Come-up with disciplinary sanctions for students who are using the comfort room improperly |
| Disciplinary action | | |

Group: STUDENTS



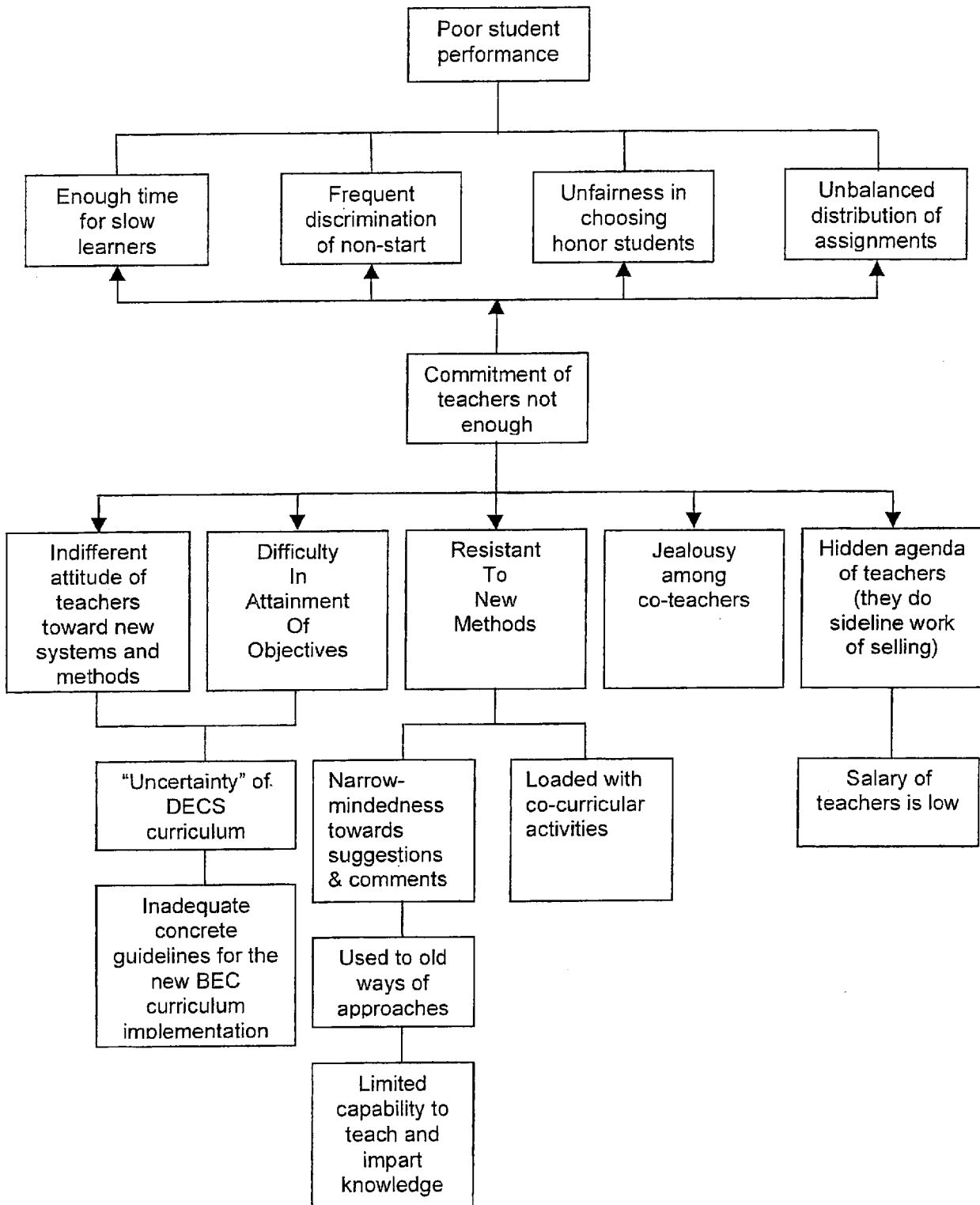
| What has been done | What school plans to do | Recommendations |
|--|-------------------------|--|
| Conduct of remedial classes once a week for one hour | | Teacher to devise interesting teaching methodology |
| Tutoring | | Additional budget for education |
| Peer teaching | | Conduct enhancement training for teachers |
| Summer in-service training | | Grant scholarship plans |
| Fresh start seminar for students with back subjects (for parents and students) | | Create more clubs recognized by the school |

Group: PARENTS



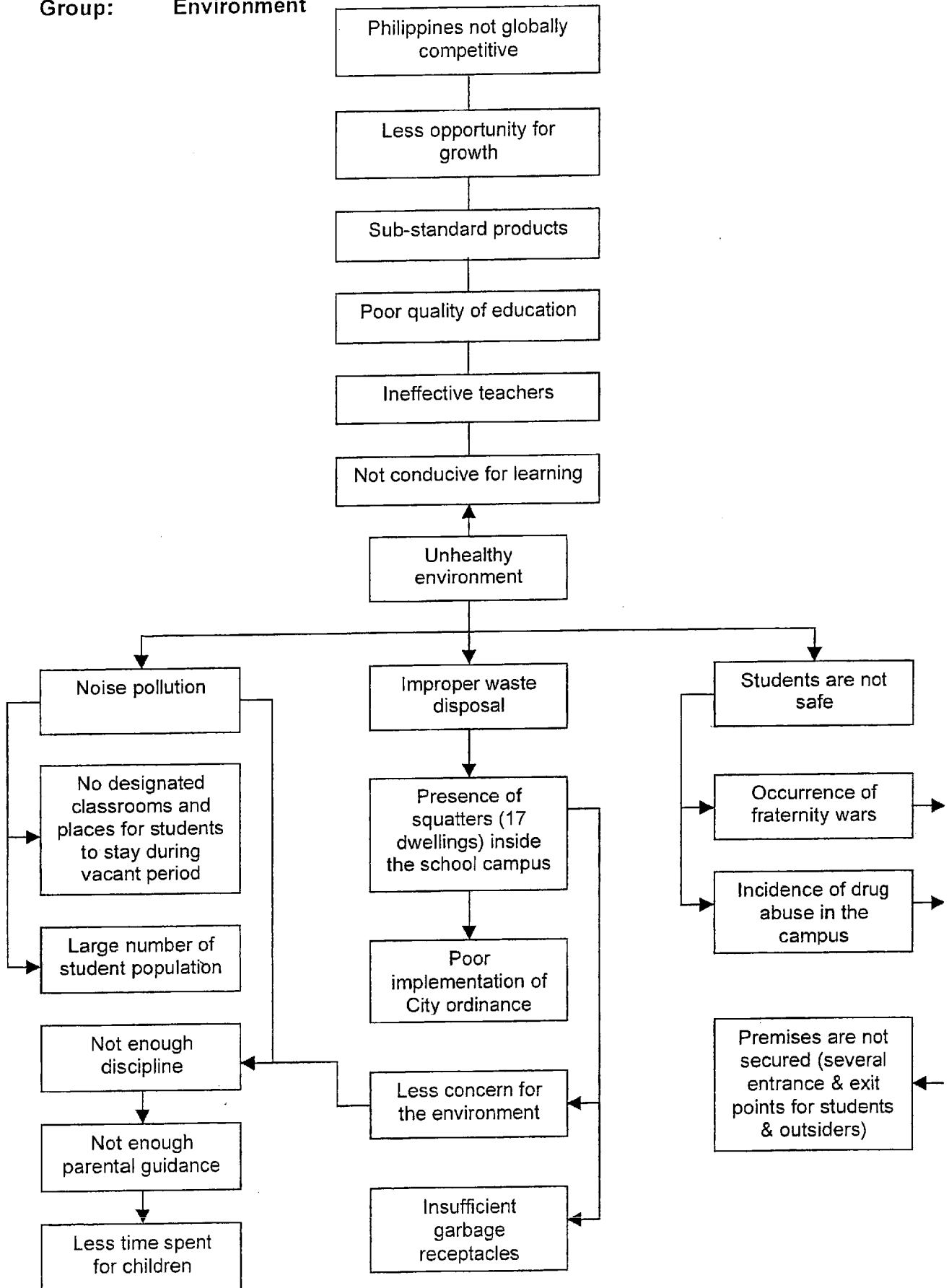
| What has been done | What school plans to do | Recommendations |
|--------------------|-------------------------|--|
| | | Home visitation |
| | | Counseling |
| | | Proper information dissemination on the importance of family planning |
| | | Tap non-governmental organizations and government organizations for more livelihood programs |
| | | School should provide more programs for talents/skills enhancement |

Group: TEACHERS

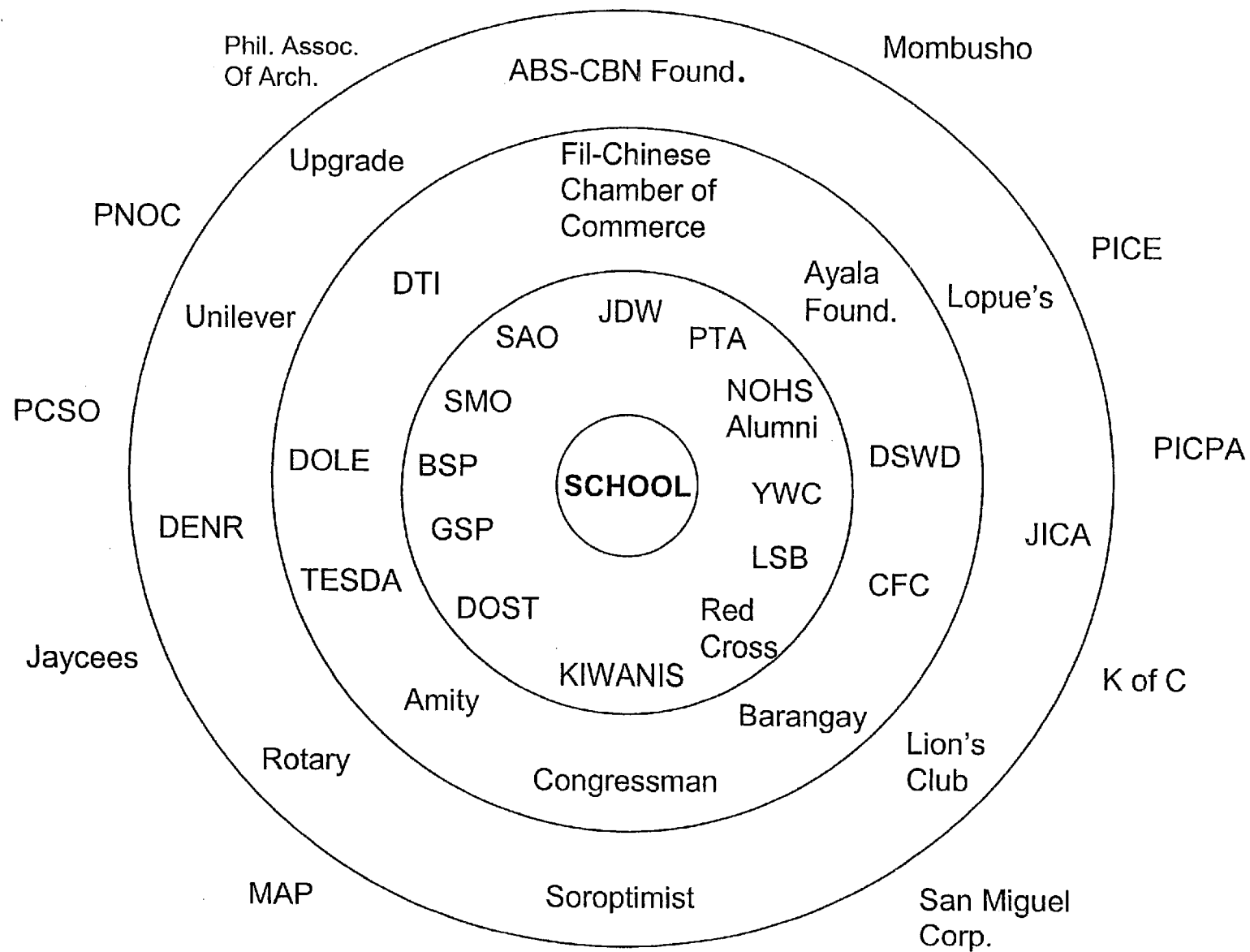


| What has been done | What school plans to do | Recommendations |
|---|---|---|
| Value enhancement training/seminar at the start of each school year | Educational tour | Continuous feedbacking from students and the principal |
| Planning activity and target setting | Make an Action Plan as a follow-up activity to the workshop | The Division must continue monitoring the implementation of the BEC |
| Review lesson plans to dovetail with the new curriculum | | Department heads to re-orient teachers of their duties and responsibilities |
| Holding of professional meetings | | Department heads should treat teachers fairly |
| Scholarship grants | | Teachers must spend within their means (manage with what they have) |

Group: Environment



| What has been done | What school plans to do | Recommendations |
|--|---|---|
| The school has come-up with an Action Plan awaiting approval designating places during vacant period | Call all parents of affected students | Proper information dissemination on environmental concerns |
| Notice of eviction to be served to the squatters | Require all students to wear identification cards | Intensive campaign for proper waste disposal |
| Committee on Security has been organized | | Active participation of the PTA |
| To augment the present security guards PTA guards also move around the campus | | Engage the services of concerned non-governmental organizations, government organizations and other civic organizations |
| | | Proper implementation of City ordinance regarding the anti-squatting law |
| | | Waging of War on Waste |
| | | Posting of environmental slogans at strategic places |
| | | Provision of garbage receptacles |



**Table of Definitions of the Agencies and Institutions
Negros Occidental High School**

I. Blue Circle (First Inner Circle)

| Acronym | Full Name | Definition | Cooperation with School |
|-------------|--------------------------------------|---|---|
| JDW | Junior Drug Watch | An organization whose main objective is to help the community enhance awareness about drugs | <ul style="list-style-type: none"> • Conduct seminar on drug prevention • Disseminate information on the effects of drugs |
| PTA | Parent Teacher Association | A non-profit non-stock organization composed of parents and teachers established primarily to assist the school ensure student welfare | <p>Provided the following assistance to the school:</p> <ul style="list-style-type: none"> • Construction of covered path walk • Financial assistance to teachers and students for attendance in seminars and contests • Financial assistance for attendance in provincial meet • Conduct and sponsorship of value formation and leadership training for teachers and students • Do follow-through with the City Government regarding the squatter problem of the school • Sponsored the cash award for the Outstanding student |
| NOHS Alumni | Negros Occidental Alumni Association | An organization of graduates of the NOHS whose objective is to help advance the welfare of the school through various projects and activities | <p>Some projects include:</p> <ul style="list-style-type: none"> • Construction of main NOHS gate and the covered walk • Book donation • Scholarship sponsorship • Construction of the gymnasium • Prevented the Governor from selling the school |
| SAO | Student Affairs Office | Organization of students trained to become good citizens | Helps the school in implementing its rules |

| Acronym | Full Name | Definition | Cooperation with School |
|-----------|--------------------------------------|--|---|
| YMC | Young Marian Crusade | A religious organization dedicated to promoting peace and brotherhood. | <ul style="list-style-type: none"> • Provides catechism class to students • Sponsors summer sports fest for students • Conducts leadership seminar for students |
| BSP | Boy Scouts of the Philippines | An organization dedicated to train young boys to become mentally alert and physically prepared; prepare them to become good citizens and useful member of society, ready to defend their country | <p>Members perform the following:</p> <ul style="list-style-type: none"> • Undertake cleanliness and beautification projects • Do errands during school activities |
| GSP | Girl Scouts of the Philippines | A member organization of the World Association of Girl Guides and Girl Scouts whose mission is to help girls and young women realize the ideals of womanhood and prepare themselves for their responsibilities in the home, the nation and the world community by providing them with programs and activities geared towards the total development of the individual (Physical, mental, spiritual, moral and emotional aspects | <ul style="list-style-type: none"> • Assistance to school • Value-formation training • Emergency preparedness training • Skills development • Citizenship responsibility |
| Red Cross | Red Cross of the Philippines | Organization of 25 and below young people which aims to train students in emergency preparedness | <p>Provides:</p> <ul style="list-style-type: none"> • Medical assistance to students during intramurals and Citizens' Army Training (CAT) • First Aid seminar (e.g., CPR) |
| DOST | Department of Science and Technology | An agency of the government dedicated to promoting science and technology | <p>Provided the school with:</p> <ul style="list-style-type: none"> • Scholarship for teachers and graduates |

| Acronym | Full Name | Definition | Cooperation with School |
|---------|------------------------------|--|--|
| | | | <ul style="list-style-type: none"> • Computer units • Implementation of science and technology programs • Building with laboratory equipment • Training for teachers • Internet access for one year |
| LSB | Local School Board | A board in the local government unit Whose main function is to provide assistance to schools? | Provided the school with: <ul style="list-style-type: none"> • Chairs • Financial assistance for attendance in provincial meet • Musical instruments for the school band • Assistance for building maintenance |
| Kiwanis | Kiwanis International | An association of professionals whose aim is to develop in the youth an awareness of community service | Provided the school with: <ul style="list-style-type: none"> • Two first aid kits • Seminars and trainings about basic safety • Financial support to the K-Club for its outreach program |
| SMO | Student Mission Organization | A religious organization which conducts leadership training, values formation seminars to students | Conducted leadership trainings and value formation seminars |

II. Green Circle (Second Innermost Circle)

| Acronym | Full Name | Definition | Cooperation with School |
|------------------------|--|---|--|
| DOLE | Department of Labor & Employment | An agency of the government which promotes the welfare of the labor sector | Provides school with information on labor situation, child labor and other labor practices |
| Barangay | Barangay or village | The smallest political subdivision where the school is located | Coordinate with school officials for the security of the school and management of the traffic in streets near school. |
| DTI | Department of Trade and Industry | An agency of the government tasked to promote trade and industry | Provided the school with 20 computer units and school appliances; |
| Ayala Found. | Ayala Foundation | A private foundation, which seeks to provide community service | Provides scholarship grants; will provide one-year internet access to school |
| DSWD | Department of Social Welfare and Development | An agency of the government tasked to attend to the welfare of the marginalized | Help school meet the needs of battered and abused children, e.g. counseling, shelter, etc. |
| TESDA | Technical Education and Skills Development Authority | An agency of the government devoted to developing technical skills to the youth | Provides technical skills training, scholarships, and funding assistance to graduates |
| Congressman | Congressman | An elective official representing the district where the NOHS belongs | <ul style="list-style-type: none"> • Promised one million pesos assistance to school • Helped resurrect the quadrangle |
| CFC | Couples for Christ | A religious organization devoted to strengthening the family | Provided two-million peso funding for a building; help train in value formation among students |
| Fil-Chinese Chamber of | Filipino-Chinese Chamber of Commerce | An association of Filipino and Chinese businessmen | Provides school buildings and schoolroom furnishings |

| Acronym | Full Name | Definition | Cooperation with School |
|----------|-----------|--|--|
| Commerce | | | |
| Amity | Amity | A civic organization that provides assistance for fire and medical related emergencies | Provides an ambulance during intramurals |

III. Pink Circle (Third Innermost Circle)

| Acronym | Full Name | Definition | Cooperation with School |
|--------------------|--|--|---|
| JICA | Japan International Cooperation Agency | An international agency engaged in development cooperation | Provision of: <ul style="list-style-type: none"> • Scholarship grant • Computer units • Technology know-how |
| Lions' Club | Lions' Club | A civic club composed mostly of business men and professionals | Offered to provide drinking fountains (Principal remembered to follow-up) |
| Soroptimist | Soroptimist | An organization of professionals that provides free clinics, conduct seminars, etc | Sponsored the GSP registration of one troop; conducted a seminar on dengue; provides student exposure to and recognition for civic involvement. |
| Rotary | Rotary Club International | A Civic organization composed mostly of businessmen and professionals | No cooperation yet but identified as a potential partner |
| ABS-CBN Foundation | ABS-CBN Foundation | A foundation arm of ABS-CBN, a media company | Provides shelter for abused children; enhances awareness on volunteerism among students |
| Unlivever | Unlivever | A private manufacturing company | Painted the school fence |
| Loupe's | Loupe's | One of the oldest business establishments in Bicolor City | A potential donor for trophies and medals for school-sponsored activities. |
| DENR | Department of Natural Resources | A government agency dedicated to protecting the country's natural resources | Students attend the agency's seminar on environmental protection |
| Upgrade | Upgrade Computers | A computer school in Bicolor City | <ul style="list-style-type: none"> • Sold computer to the cool at minimal cost • Gave one computer for use of one school project (TEPP) |

IV. Outermost Circle

| Acronym | Full Name | Definition | Cooperation with School |
|-----------------------|--|---|--|
| Phil. Assoc. of Arch. | Philippine Association of Architects | An association of architects | Offered beautification services |
| PNOC | Philippine National Oil Company | A government-owned corporation devoted to oil exploration | Provides scholarship funds |
| PCSO | Philippine Charity Sweepstakes Office | A government corporation that supervises the draw of sweepstakes | Potential donor for medicines for the school clinic |
| PICE | Philippine Institute of Civil Engineers | An association of civil engineers | Potential source of assistance for infrastructure construction |
| Mombusho | Mombusho | A scholarship granting entity | As of now no direct cooperation with school except scholarships availed of by some of its alumni |
| San Miguel Corp. | San Miguel Corporation | A Filipino food conglomerate | Provides streamers and banners during school activities |
| PICPA | Philippine Institute of Certified Public Accountants | An organization of certified public accountants | Potential cooperation still to be identified |
| K of C | Knights of Columbus | A religious organization of businessmen that promotes Catholicism | Organized the Junior Knights of Columbus in school |
| MAP | Medical Association of the Philippines | An association of medical practitioners | Free medical services to school |

DAILY ROUTINE DIAGRAM

Of

Manele Mijares**Second Year – Beta Centauri
Negros Occidental High School****Monday to Friday**

| | | | | | | | | | | |
|--------------------|-------------------|-----------------------|--------------------------|-------------------------------|------------------------|--|-------------------------------------|----------------|--------------------------------------|---------------|
| 5:30 AM Wake up | 6:10 Breakfast | 6:45 Leave home | 7:20 Arrive school | 7:30 – 12:10 PM Classes | 1:00 – 4:00 Classes | 6:00 Student government meeting | 6:30 – 7:30 Rest, do homework | 7:30 Dinner | 7:30 – 9:00 Watch TV, sleep | 9:00 Sleep |
|--------------------|-------------------|-----------------------|--------------------------|-------------------------------|------------------------|--|-------------------------------------|----------------|--------------------------------------|---------------|

Saturday

| | | | | | | |
|--------------------|--|------------------|------------------------------|----------------------------|------------------------|---------------|
| 7:30 AM Wake up | 8:00 – 12:00 Noon School activities | 12:00 Go home | 5:00 PM Practice choir | 8:00 Go home, dinner | 8:00- 9:00 Watch TV | 9:30 Sleep |
|--------------------|--|------------------|------------------------------|----------------------------|------------------------|---------------|

Sunday

| | | | | | | | | |
|--------------------|------------------------------------|-------------------------------|---|---------------------------------|-------------------------------------|--------------------|--------------------------------------|---------------|
| 7:00 AM Wake up | 9:00 – 11:00 Church with family | 11:30 go home, lunch | 2:30 PM Teach small children in church | 4:00 Youth Hour at Church | 6:00 Gospel Hour in Church | 7:30 Go home | 7:30 – 9:30 Homework, watch TV | 9:30 Sleep |
|--------------------|------------------------------------|-------------------------------|---|---------------------------------|-------------------------------------|--------------------|--------------------------------------|---------------|

DAILY ROUTINE DIAGRAM
Of
Aries Carino
Third Year – Betelgeuse
Negros Occidental High School

Monday to Friday

| | | | | | | | | | | | |
|----------------------------|-------------------|--------------------------|--------------------------------|----------------|---------------------------|--------------------------|-----------------|----------------|-------------------|---------------------------|--------------------|
| 6:00 AM Wake up, shower | 6:30 Breakfast | 7:00 Leave for school | 7:10 Flag ceremony, classes | 12:00 Lunch | 1:00 – 4:00 PM Classes | 5:00 Extra curricular | 7:00 Go home | 7:30 Shower | 7:30 PM Dinner | 8:00 – 10:00 Home work | 10:00 Go to bed |
|----------------------------|-------------------|--------------------------|--------------------------------|----------------|---------------------------|--------------------------|-----------------|----------------|-------------------|---------------------------|--------------------|

DAILY ROUTINE DIAGRAM

Of

**Jay, 17 years old, an Out-of-School Youth
Bacolod City**

Monday to Friday

| | | | | | | | | | |
|--------------------|-------------------|------------------------|------------------------------|-------------------------|--------------------------|-----------------------------------|-------------------------|----------------|---------------|
| 7:30 AM Wake up | 8:00 Breakfast | 9:00 Clean house | 10:45 – 11:00 Watch TV | 12 :00 Noon Lunch | 1:00 – 1:30 PM Nap | 2:00 – 4:30 Play basketball | 5:00 – 6:30 Watch TV | 7:30 Dinner | 8:30 Sleep |
|--------------------|-------------------|------------------------|------------------------------|-------------------------|--------------------------|-----------------------------------|-------------------------|----------------|---------------|

Saturday

| | | | | | | | | | |
|--------------------|-------------------|------------------------|---------------------------|------------------------|--------------------------|-----------------------------------|-------------------------|----------------|----------------------------|
| 7:30 AM Wake up | 8:00 Breakfast | 9:00 Clean house | 10:45 – 11:00 Watch TV | 12:00 Noon Lunch | 1:00 – 1:30 PM Nap | 2:00 – 4:30 Play basketball | 5:00 – 6:30 Watch TV | 7:30 Dinner | 9:30 – 5:00 AM Disco |
|--------------------|-------------------|------------------------|---------------------------|------------------------|--------------------------|-----------------------------------|-------------------------|----------------|----------------------------|

Sunday

| | | | | | | | | |
|--------------------|-------------------|------------------------|---------------------------|-------------------------|--------------------------|-----------------------------------|-----------------------|----------------|
| 7:30 AM Wake up | 8:00 Breakfast | 9:00 Clean house | 10:45 – 11:00 Watch TV | 12 :00 Noon Lunch | 1:00 – 1:30 PM Nap | 2:00 – 4:30 Play basketball | 6:00 – 6:30 Church | 7:30 Dinner |
|--------------------|-------------------|------------------------|---------------------------|-------------------------|--------------------------|-----------------------------------|-----------------------|----------------|

DAILY ROUTINE DIAGRAM

Of

**Jeffrey, 20 years old, 2nd Year High School Drop Out
Bacolod City**

Monday to Friday

| | | | | | | | | | |
|--------------------|-------------------|---------------------|--------------------------|----------------------|-----------------------|--------------------------------|-------------------------|----------------|---------------|
| 7:30 AM Wake up | 8:00 Breakfast | 9:00 Clean house | 10:45 – 11:00 Laundry | 12 :00 Noon Lunch | 1:00 – 1:30 PM Nap | 2:00 – 4:30 Play basketball | 5:00 – 6:30 Watch TV | 7:30 Dinner | 8:30 Sleep |
|--------------------|-------------------|---------------------|--------------------------|----------------------|-----------------------|--------------------------------|-------------------------|----------------|---------------|

Saturday and Sunday

| | | | | | | | | | |
|--------------------|-------------------|------------------|-------------------------------|----------------------|-----------------------|--------------------------------|-----------------------------|----------------|---------------|
| 7:30 AM Wake up | 8:00 Breakfast | 9:00 Watch TV | 10:45 – 11:00 Water plants | 12 :00 Noon Lunch | 1:00 – 1:30 PM Nap | 2:00 – 4:30 Play basketball | 5:00 – 6:30 Church (SUN) | 7:30 Dinner | 8:30 Sleep |
|--------------------|-------------------|------------------|-------------------------------|----------------------|-----------------------|--------------------------------|-----------------------------|----------------|---------------|

DAILY ROUTINE DIAGRAM

Of

**Benjie, 17 years old, 3rd Year High School Drop Out
Bacolod City**

Monday to Saturday.

| | | | | | | | | | |
|--------------------|-----------------|----------------|-------------------|--------------------------|----------------|------------------------------|------------------------|---------------------|----------------|
| 8:00 AM Wake up | 8:30 Laundry | 9:30 Snacks | 11:00 Watch TV | 1:00 PM – 2:00 Nap | 3:00 Snacks | 4:00 – 6:00 Play billiard | 7:00 Wash dishes | 8:00 Watch TV | 10:00 Sleep |
|--------------------|-----------------|----------------|-------------------|--------------------------|----------------|------------------------------|------------------------|---------------------|----------------|

Sunday

| | | | | | | | | | |
|--------------------|-----------------|-----------------|-------------------|----------------|----------------|-----------------------|----------------|---------------------|----------------|
| 8:30 AM Wake up | 9:00 Laundry | 10:00 Snacks | 11:00 Watch TV | 1:00 PM Nap | 3:00 Snacks | 4:00 Play billiard | 6:00 Church | 8:00 Watch TV | 10:00 Sleep |
|--------------------|-----------------|-----------------|-------------------|----------------|----------------|-----------------------|----------------|---------------------|----------------|

DAILY ROUTINE DIAGRAM

Of

**Jeffrey, 20 years old, 2nd Year High School Drop Out
Bacolod City**

Monday to Friday

| | | | | | | | | | |
|--------------------|-------------------|------------------------|--------------------------|----------------------|--------------------------|--------------------------------|-------------------------|----------------|---------------|
| 7:30 AM Wake up | 8:00 Breakfast | 9:00 Clean house | 10:45 – 11:00 Laundry | 12 :00 Noon Lunch | 1:00 – 1:30 PM Nap | 2:00 – 4:30 Play basketball | 5:00 – 6:30 Watch TV | 7:30 Dinner | 8:30 Sleep |
|--------------------|-------------------|------------------------|--------------------------|----------------------|--------------------------|--------------------------------|-------------------------|----------------|---------------|

Saturday and Sunday

| | | | | | | | | | |
|--------------------|-------------------|------------------|-------------------------------------|----------------------|--------------------------|--------------------------------|--------------------------------|----------------|---------------|
| 7:30 AM Wake up | 8:00 Breakfast | 9:00 Watch TV | 10:45 – 11:00 Water plants | 12 :00 Noon Lunch | 1:00 – 1:30 PM Nap | 2:00 – 4:30 Play basketball | 5:00 – 6:30 Church (SUN) | 7:30 Dinner | 8:30 Sleep |
|--------------------|-------------------|------------------|-------------------------------------|----------------------|--------------------------|--------------------------------|--------------------------------|----------------|---------------|

Daily Routine Diagram

DAILY ROUTINE DIAGRAM

Of

Joel (Male)
Robaton Mall High School
Negros Occidental

Monday to Friday

| | | | | | | | | | |
|-------------------|--------------------------|-------------------------|-------------------------------|-------------------------|--------------------------------|-----------------|-------|----------------|---------------|
| 6:00AM Wake up | 7:15 Flag Ceremony | 7:30 – 11:30 Classes | 11:30-12:45 Lunch Break | 12:45 – 4:45 Classes | 4:45 –5:45 Army Practice | 5:45 Go home | Study | 8:00 Dinner | 9:00 Sleep |
|-------------------|--------------------------|-------------------------|-------------------------------|-------------------------|--------------------------------|-----------------|-------|----------------|---------------|

Saturday

| | | | | | |
|--------------------|---------------------|-------------------|----------------------------|--------------------------------|---------------|
| 5:00 AM Wake up | 6:00 – Go School | Military Practice | 3:00 PM Play Volleyball | 6:00 Watch TV 8:00- 9:00 | 9:00 Sleep |
|--------------------|---------------------|-------------------|----------------------------|--------------------------------|---------------|

Sunday

| | | | | | | |
|-----------------------|-----------------------|---------|-----------------------------|--------------------|----------------|---------------|
| 7:00 AM Wake up | Market Church (1H) | Go home | Fetch water Help farming | 7:30 Basketball | 8:00 Dinner | 9:00 Sleep |
|-----------------------|-----------------------|---------|-----------------------------|--------------------|----------------|---------------|

長男で、12歳の妹と9歳の弟がいる。

Daily Routine Diagram

DAILY ROUTINE DIAGRAM

Of

Romela Meriveles (female) Year 1
Robaton Mall High School

Negros Occidental

Monday to Friday

| | | | | | | | | | |
|-------------------|-----------------------------------|-------------------|----------------------------------|---------------------------------|-------------------------|------------------|----------------|----------------|---------------|
| 3:00AM Wake up | Clean, Cook, Wash Clothe | 6:30 Breakfast | 7:00 School 5 min walk | 11:45-12:45 Lunch at home | 12:45 – 4:45 Classes | Clean classes | 5:00 – Cook | 6:30 Dinner | 7:30 Sleep |
|-------------------|-----------------------------------|-------------------|----------------------------------|---------------------------------|-------------------------|------------------|----------------|----------------|---------------|

Saturday & Sunday

| | | | | | | | |
|--------------------|-------------|--|-------------------------|--------------|--------------|----------------|---------------|
| 7:00 AM Wake up | Wash clothe | 11:00 Leave for the filed(45 min) to bring lunch for father and weed | 3:00 pm Home Rest | 4:00 Rest | 5:00 Cook | 7:00 Dinner | 9:00 Sleep |
|--------------------|-------------|--|-------------------------|--------------|--------------|----------------|---------------|

高校2年生の兄と小学校5年生の弟がいる。

School Visit on 28 August 2002

9-2 Western Bicutan 高校

Western Bicutan 高校 Division of Taguig and Pateros, National Capital Region

1. 高校概要

スラムが隣接して広がっている。Municipality の寄付により、学校の敷地を拡充することができることが決まったばかりである。

39 人の教職員のうち、教育省（国）の予算で配置されている教員は 10 人のみで、残りの 29 人は Municipality が支援している。そのうちの 2 人はボランティア教員である。

Western Bicutan 高校 (2002 年 9 月 3 日現在)

| | 1 年生 | | 2 | | 3 | | 4 | | 合計 | |
|------|------|-----|-----|-----|-----|-----|-----|-----|------|------|
| | M | F | M | F | M | F | M | F | M | F |
| 生徒# | 575 | 554 | 563 | 545 | 456 | 440 | 438 | 446 | 2030 | 2015 |
| 教員# | 0 | 2 | 1 | 1 | 2 | 1 | 2 | 1 | 5 | 5 |
| クラス# | 10 | | 10 | | 10 | | 10 | | 40 | |
| 教室# | 10 | | | | 10 | | | | 20 | |
| 机# | 100 | | | | 100 | | | | 100 | |
| 椅子# | 703 | | | | 703 | | | | 703 | |
| トイレ# | 2 | | | | 2 | | | | 4 | |

#(number) of textbooks

| | 1 年生 | 2 | 3 | 4 | 合計 |
|------------|------|------|------|-----|------|
| Filipino # | 0 | 240 | 0 | 100 | 340 |
| 英語 # | 625 | 501 | 1014 | 849 | 2989 |
| 理科# | 803 | 26 | 1503 | 920 | 3252 |
| 数学 # | 1551 | 1446 | 2525 | 802 | 6324 |
| Makabayan# | 879 | 505 | 745 | 0 | 2129 |

3. 学校改善計画

2002-2003 の年間行動計画も策定済み。この行動計画は、生徒開発、教員開発、カリキュラム開発、施設改善、調査およびコミュニティ協調サービスの 6 項目について、それぞれ目標を設定し、戦略/活動、実施者、タイムフレーム、そして評価/成果を明記してある。費用や予算については、一切含まれていない。

4. 学校の財源

Municipality (LGU) からの資金。しかし、額や時期は不明

MOOE として、月 46,000 ペソ。遅れることなく拠出されているが、4047 人の生徒の在学する学校を運営するには余りにも小さい額とのこと。

Municipality が契約およびボランティア教員、さらに、施設技師 (Utilities Worker) および警備員の給与を手当てしている。

5. 新しいカリキュラム導入にかかる問題点

特になし。それよりも、教員、教室、施設、教科書が不足している。

6. Basic Education Act 2001 の導入後の変化

クラスルーム観察およびクラスルームマネージメントとの質問表での返答であったが、クラスルーム観察は、実際にはおこなわれていなかった。

7. 奨学金の制度はない。

初等教育における主なドナー協力状況

| 初等教育 | プロジェクト名 | 援助機関 | 予算(\$) | 88 | 89 | 90 | 91 | 92 | 93 | 94 | 95 | 96 | 97 | 98 | 99 | 00 | 01 | 02 | 03 | 04 | 05 | 06 | | |
|----------------|----------------------------|-----------------|---------------------------|----|----|----|----|----|----|----|----|----|----|----|----|----|----|----|----|----|----|----|---|--|
| 教育施設改善 | | JICA | 130M | ☆ | ☆ | ☆ | ☆ | ☆ | ☆ | | | | | | | | | | | | | | | |
| 教育施設改善 | | JICA | 90M | | | | | | ☆ | ☆ | ☆ | ☆ | ☆ | ☆ | ☆ | ☆ | ☆ | ☆ | ☆ | | | | | |
| 教育施設改善 | EEP | JBIC | 200M | | | | ★ | ★ | ★ | ★ | ★ | ★ | | | | | | | | | | | | |
| 教育施設改善 | SEEP | aWB | 200M | | | ★ | ★ | ★ | ★ | | | | | | | | | | | | | | | |
| 教科書配布 | | | | | | | ★ | ★ | ★ | ★ | | | | | | | | | | | | | | |
| トレーニング | | | | | | | | ★ | ★ | ★ | ★ | | | | | | | | | | | | | |
| マネージメント | | | | | | | | ★ | ★ | ★ | ★ | | | | | | | | | | | | | |
| 教育施設改善 | TEEP | WB/ JBIC | 113M | | | | | | | | | | | ★ | ★ | ★ | ★ | ★ | ★ | ★ | ★ | | | |
| 教科書配布 | | | | | | | | | | | | | | | | ★ | ★ | ★ | ★ | ★ | ★ | ★ | ★ | |
| トレーニング | | | | | | | | | | | | | | | | ★ | ★ | ★ | ★ | ★ | ★ | ★ | ★ | |
| マネージメント | | | | | | | | | | | | | | | | ★ | ★ | ★ | ★ | ★ | ★ | ★ | ★ | |
| 学校施設改善 | SEMP I | WB | 2,565.99M ペソ | | | | | | | | | | | | | ★ | ★ | ★ | | | | | | |
| 教科書配布 | | | | | | | | | | | | | | | | | ★ | ★ | ★ | | | | | |
| トレーニング | | | | | | | | | | | | | | | | | ★ | ★ | ★ | | | | | |
| 教育施設改善 | PROBE | AusAID | 26M (中等教育 とともに) | | | | | | | | | ☆ | ☆ | ☆ | ☆ | ☆ | ☆ | | | | | | | |
| 教科書配布 | | | | | | | | | | | | | | ☆ | ☆ | ☆ | ☆ | ☆ | | | | | | |
| トレーニング | | | | | | | | | | | | | | ☆ | ☆ | ☆ | ☆ | ☆ | | | | | | |
| マネージメント | | | | | | | | | | | | | | ☆ | ☆ | ☆ | ☆ | ☆ | | | | | | |
| トレーニング | MGP | UNDP/ UNICEF | 1M | | | | | | | | | ☆ | ☆ | ☆ | ☆ | ☆ | ☆ | | | | | | | |
| 教材配布 | | | | | | | | | | | | | | ☆ | ☆ | ☆ | ☆ | ☆ | | | | | | |
| マネージメント | | | | | | | | | | | | | | ☆ | ☆ | ☆ | ☆ | ☆ | | | | | | |
| Child Friendly | CPC V | UNICEF | | | | | | | | | | | | | ☆ | ☆ | ☆ | ☆ | ☆ | | | | | |
| 保健と栄養 | BIAR Support Program II | Belgian | 0.26M(全 516.20M ペソ) | | | | | | | | | | | | | ☆ | ☆ | ☆ | ☆ | | | | | |
| 学校施設改善 | | | | | | | | | | | | | | | | | ☆ | ☆ | ☆ | ☆ | ☆ | | | |
| 教科書配布 | | | | | | | | | | | | | | | | | ☆ | ☆ | ☆ | ☆ | ☆ | ☆ | | |
| マネージメント | PA-IHP-VGF | Australia | 2.45M | | | | | | | | | | | | | ☆ | ☆ | ☆ | | | | | | |
| 教材作成 | | | | | | | | | | | | | | | | ☆ | ☆ | ☆ | | | | | | |
| マネージメント | PA-BEAM | Australia | 3.2M | | | | | | | | | | | | | ☆ | ☆ | ☆ | | | | | | |
| アクセスの拡大 | | | | | | | | | | | | | | | | ☆ | ☆ | ☆ | | | | | | |

★ 有償 ☆ 無償/技術協力

中等、就学前、ノンフォーマル教育における主なドナー協力状況

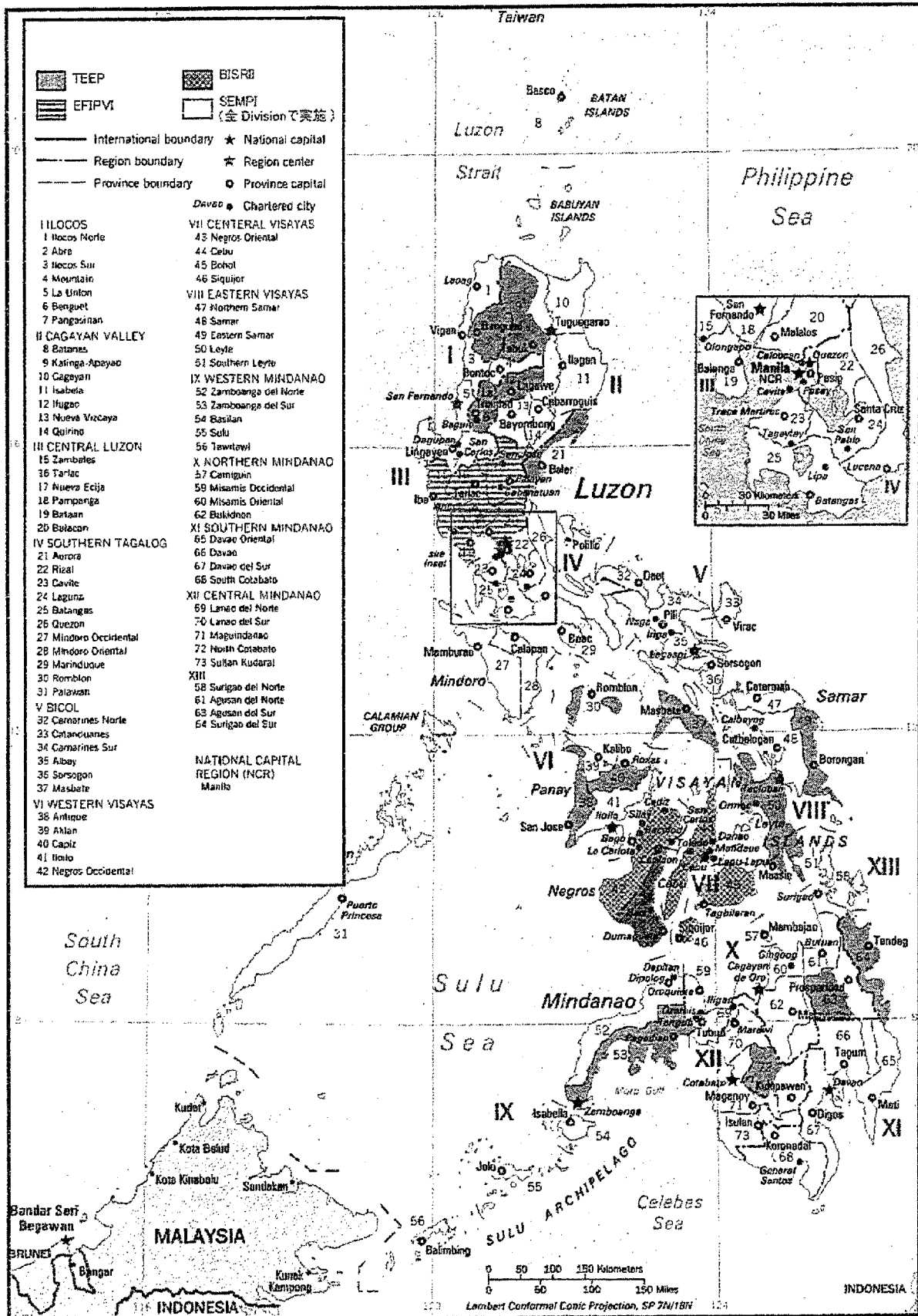
| 中等教育 | プロジェクト名 | 援助機関 | 予算(\$) | 88 | 89 | 90 | 91 | 92 | 93 | 94 | 95 | 96 | 97 | 98 | 99 | 00 | 01 | 02 | 03 | 04 | 05 | 06 |
|-----------|---------|--------------|-----------------------|----|----|----|----|----|----|----|----|----|----|----|----|----|----|----|----|----|----|----|
| 教育施設改善 | | JICA | 130M | ☆ | ☆ | ☆ | ☆ | ☆ | ☆ | | | | | | | | | | | | | |
| 教育施設改善 | | JICA | 90M | | | | | | ☆ | ☆ | ☆ | ☆ | ☆ | ☆ | ☆ | ☆ | ☆ | ☆ | ☆ | | | |
| 教育施設改善 | SEDP | ADB | 175M | | ★ | ★ | ★ | ★ | | | | | | | | | | | | | | |
| 教科書配布 | | | | | ★ | ★ | ★ | ★ | | | | | | | | | | | | | | |
| トレーニング | | | | | ★ | ★ | ★ | ★ | | | | | | | | | | | | | | |
| 教育施設改善 | SEDIP | ADB/ JBIC | 53M | | | | | | | | | | | | | ★ | ★ | ★ | ★ | ★ | ★ | ★ |
| 教科書配布 | | | | | | | | | | | | | | | | ★ | ★ | ★ | ★ | ★ | ★ | ★ |
| トレーニング | | | | | | | | | | | | | | | | ★ | ★ | ★ | ★ | ★ | ★ | ★ |
| マネージメント | | | | | | | | | | | | | | | | ★ | ★ | ★ | ★ | ★ | ★ | ★ |
| 教育施設改善 | PROBE | AusAID | 26M (初等教育 とともに) | | | | | | | | | ☆ | ☆ | ☆ | ☆ | ☆ | ☆ | | | | | |
| 教科書配布 | | | | | | | | | | | | ☆ | ☆ | ☆ | ☆ | ☆ | ☆ | | | | | |
| トレーニング | | | | | | | | | | | | ☆ | ☆ | ☆ | ☆ | ☆ | ☆ | | | | | |
| マネージメント | | | | | | | | | | | | ☆ | ☆ | ☆ | ☆ | ☆ | ☆ | | | | | |
| 理数科教育 | PASMEP | AusAID | 13M | | ☆ | ☆ | ☆ | ☆ | | | | | | | | | | | | | | |
| 理数科教育 | SMEMDP | JICA | | | | | | | | ☆ | ☆ | ☆ | ☆ | ☆ | | | | | | | | |
| 理数科教育 | SBTP | JICA | | | | | | | | | | | | | | | | ☆ | ☆ | ☆ | ☆ | |
| 就学前教育 | | | | | | | | | | | | | | | | | | | | | | |
| 就学前教育 | ECDP | WB/ADB | 7.3M(40M) | | | | | | | | | | | | | ★ | ★ | ★ | ★ | ★ | ★ | ★ |
| 就学前教育 | CPC V | UNICEF | | | | | | | | | | | | | | ☆ | ☆ | ☆ | ☆ | ☆ | | |
| ノンフォーマル教育 | | | | | | | | | | | | | | | | | | | | | | |
| ノンフォーマル | NEFP | ADB | 615Mペソ | | | | | | | | ★ | ★ | ★ | ★ | ★ | ★ | ★ | ★ | | | | |

★ 有償 ☆ 無償/技術協力

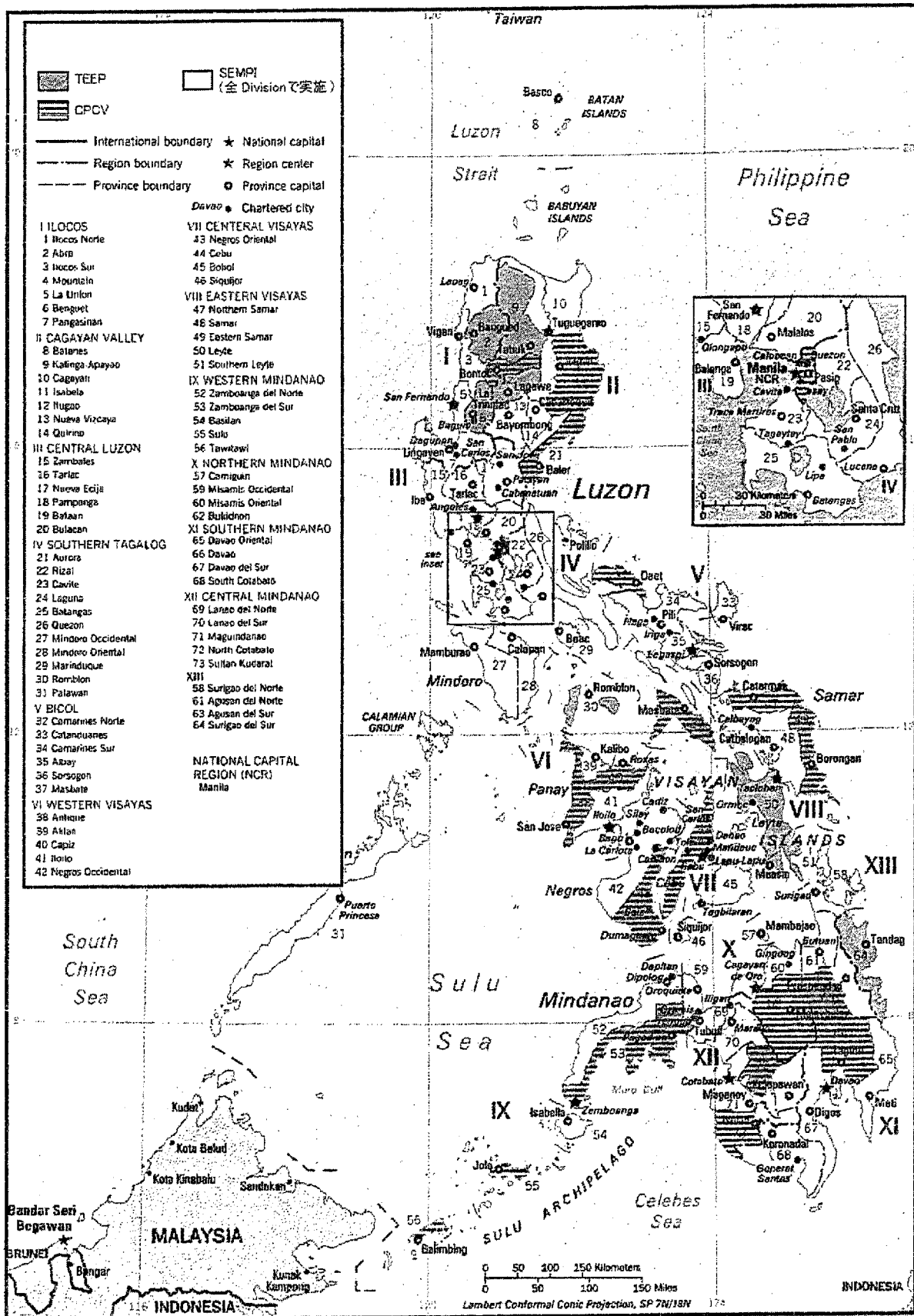
主なドナーが支援している Division

| Region | TEEP(1997-2004) | SEDIP(2000-2006) | ECDP (1998-2004) | Belgium(2000-2003) | PAHIP VGF (2001-03) | PA-BEAM (2001-2003) | CPC V (1999-2003) | SEMPI (2000-02) | EFIP VI | SBTP (2002-2005) |
|--------|--|--|------------------|---|---------------------|---|-------------------------------|-----------------|---|--|
| 1 | | | | | ☆ | | | All | | |
| 2 | Batanes | Batanes | | | | | Isabela | All | | |
| 3 | | | | | | | | All | Nueva Ecija, Tarlac, Pampanga, Bulacan, Zambales, Bataan, | |
| 4 | Aurora, Romblon | Aurora, Romblon | | | | | Aurora | All | | |
| 5 | Masbate | Masbate | | | | | Camarines Norte, Masbate | All | | Sorsogon, Legaspi, Camarines Sur, Abbay, Iriga City, Camarines Norte |
| 6 | Antique, Capiz, Guimaras | Antique, Capiz, Guimaras, Negros Occidental | All | | | | Antique, Capiz, Guimaras | All | | Silay City, Capiz, Iloilo, Negros Occidental, Iloilo City, Aklan |
| 7 | Negros Oriental | | All | Cebu, Toledo City, Bohol, Siquifor | ☆ | | Negros Oriental, Cebu City | All | | |
| 8 | Biliran, Eastern Samar, Leyte, Southern Leyte | Biliran, Eastern Samar, Leyte, 3 or 4? | | | | | Eastern Samar, Northern Samar | All | | |
| 9 | Zamboanga del Sur | Zamboanga del Sur, Basilan | | Zamboanga del Sur, Zamboanga del Norte, Basilan | ☆ | | Zamboanga del Sur | All | | |
| 10 | | | | | | | Bukidnon | All | | |
| 11 | | | | | | Dabao del Norte, Dabao del Sur, Dabao Oriental, Compostela valley, Davao City, Digos City, Panabo City, Tagum City, Island Garden city of Samal | Sarangai, Davao City | All | | |
| 12 | Cotabato | North Cotabato | All | | | South Cotabato, NorthCotabato, Sultan Kudarat, Sarangani, General Santos City, Cotabato City, Kidapawan City, Koronandal City, Tacurong City | Sultan Kudarat, NorthCotabato | All | | |
| 13 | Agusan del Sur, Surigao del Sul | Agusan del Sur, Surigao del Sul | | | ☆ | | Agusan del Sur | All | | |
| NCR | | | | | | | Manila City, Pasay, Quezon | All | | |
| CAR | Abra, Apayao, Benguet, Ifugao, Kalinga, Mt. Province | Abra, Apayao, Benguet, Ifugao, Kalinga, Mt. Province | | | | | Mt. Province | All | | |
| ARMM | | Sulu, Tawi Tawi, Maguindanao | | | | Basilan, Lanao del Sur I, Lanao Del Sur II, Marawi City, Sulu, Tawi Tawi, Maguindanao | Sulu, Tawi Tawi, Maguindanao | All | | |
| 22 | | 26 | | | | | | | | |

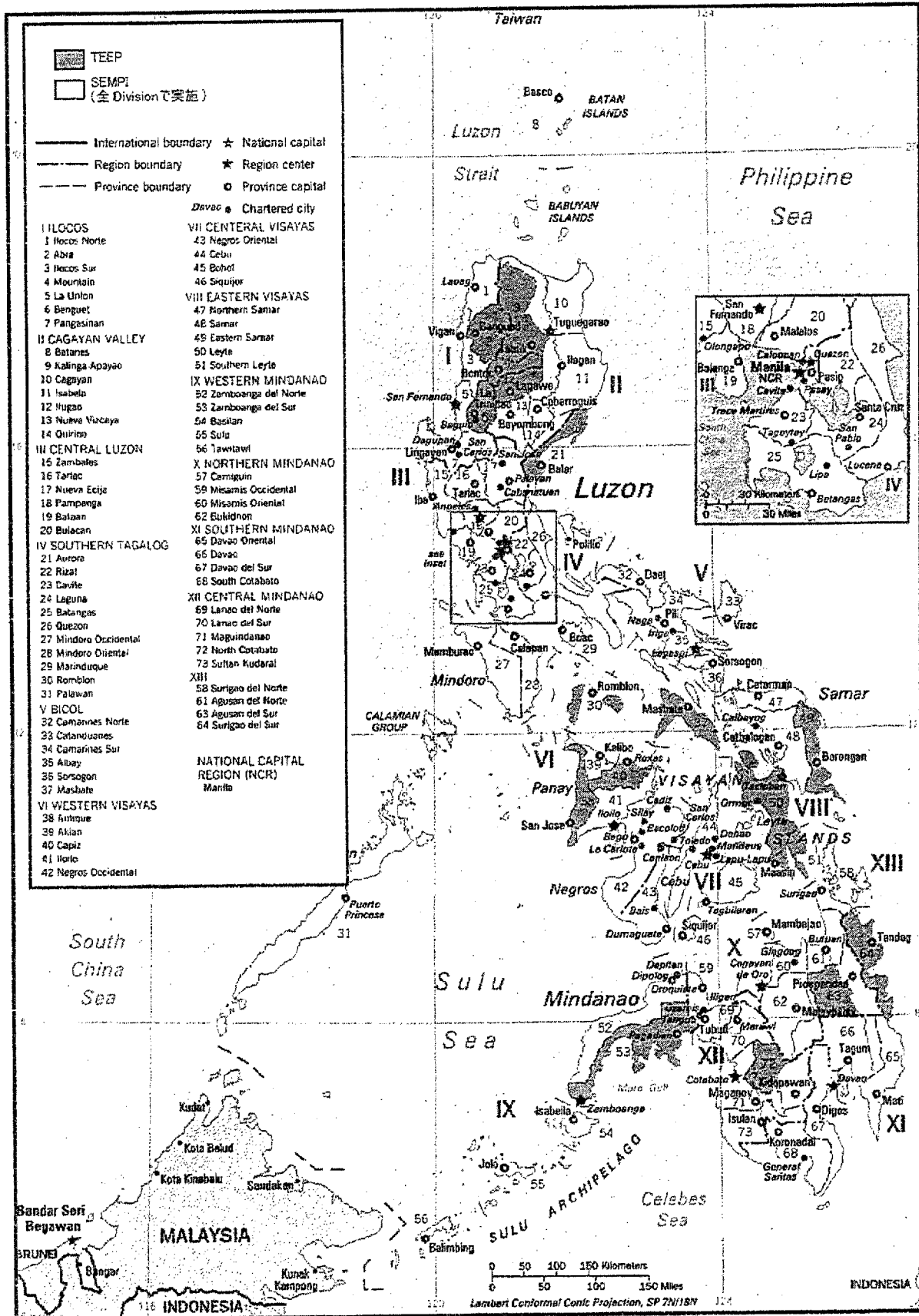
13. 教育施設（初等）に対する各ドナーの援助状況



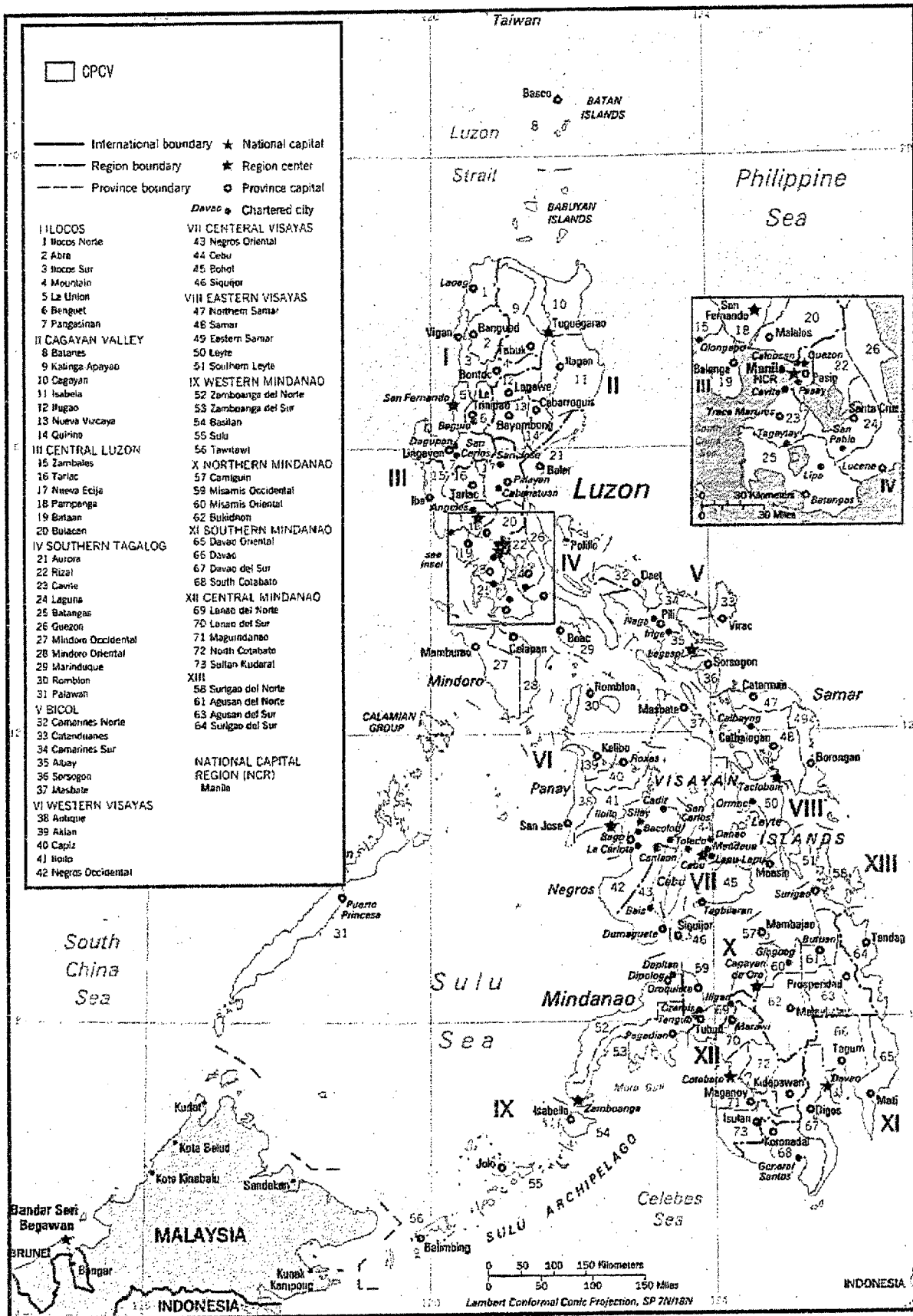
14. 教科書配布(初等)に対する各ドナーの援助状況



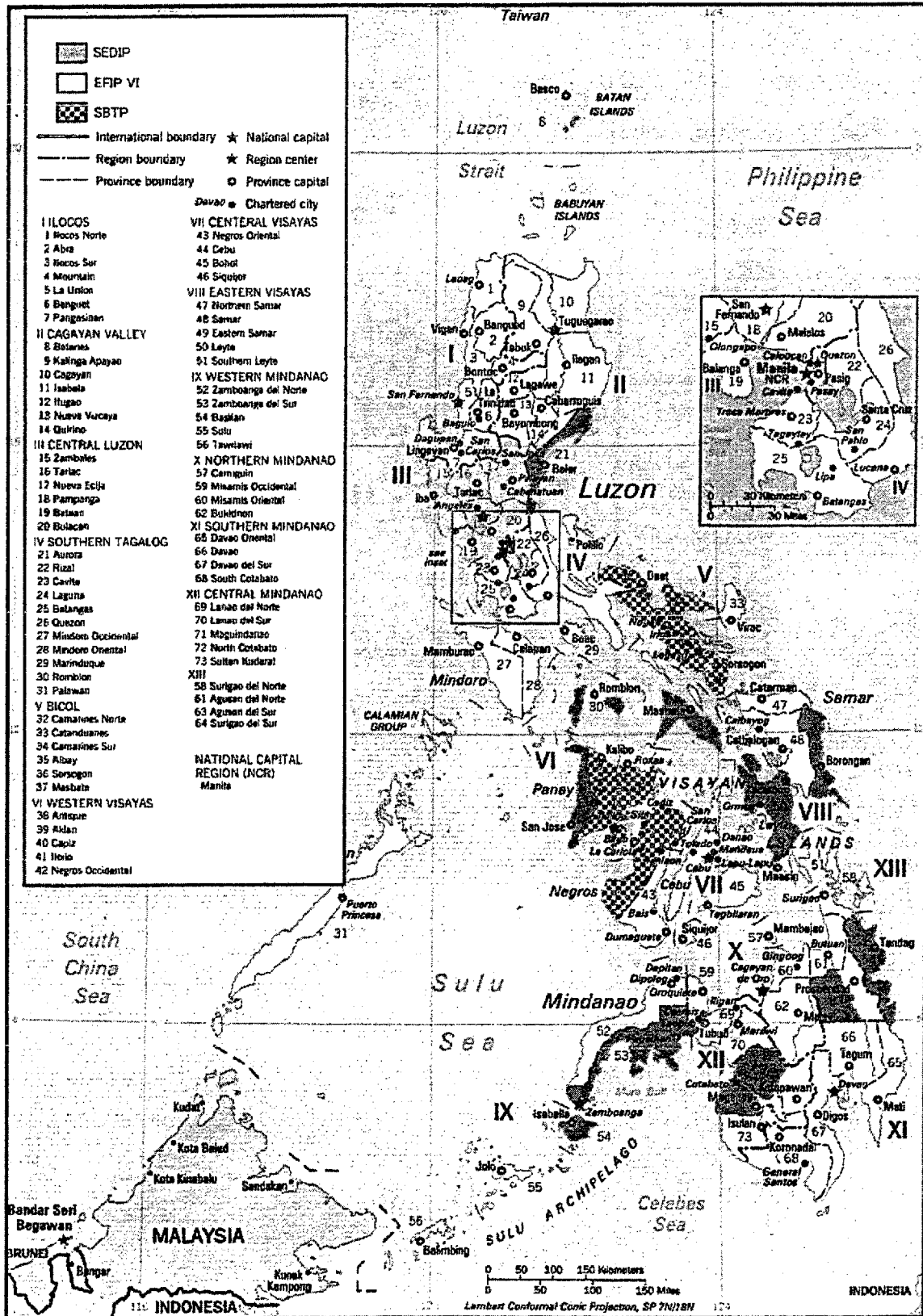
15. トレーニング(初等)に対する各ドナーの援助状況



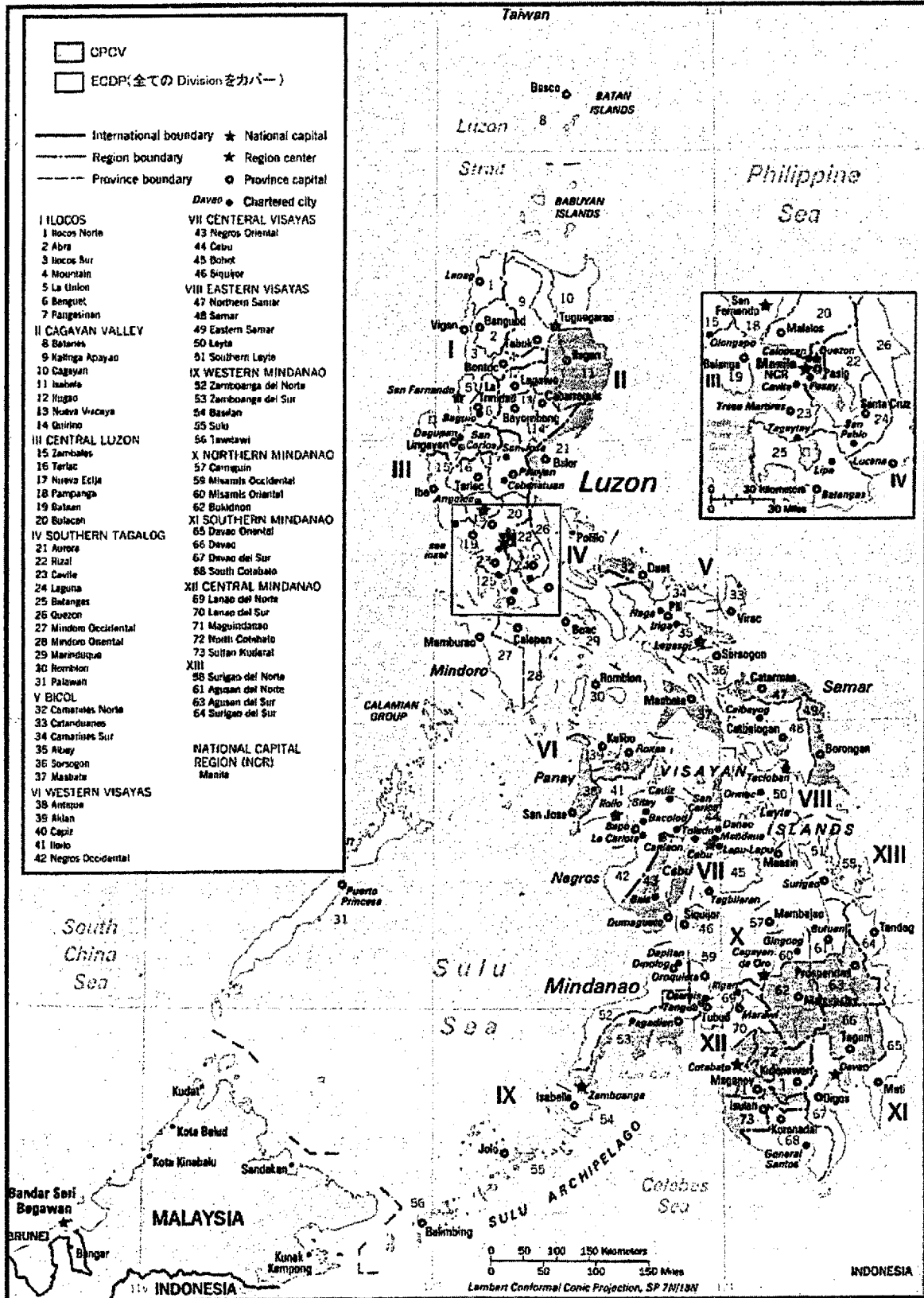
16. マネージメント (初等) に対する各ドナーの援助状況



17. 中等教育に対する各ドナーの援助状況



18. 就学前教育に対する各ドナーの援助状況



フィリピン国初中等教育プログラム形成調査 収集資料リスト

| | 名称 | 形態 | オリジナル・コピー | 発行機関 | 発行年 |
|----|---|----|-----------|---|-----------------|
| 1 | Philippine Education for the 21st Century/The 1998 Philippines Education Sector Study Policy Study | 図書 | オリジナル | ADB | 1999 |
| 2 | Ditto Technical Background Paper # 2 Education Costs and Financing in the Philippines | 図書 | オリジナル | ADB | 1999 |
| 3 | Ditto # 3 Higher Education in the Philippines | 図書 | オリジナル | ADB | 1999 |
| 4 | Ditto #4 Technical-Vocational Education and Training in the Philippines | 図書 | オリジナル | ADB | 1999 |
| 5 | Ditto #5 Mathematics and Science Education in the Philippines | 図書 | オリジナル | ADB | 1999 |
| 6 | Ditto #6 Language Policy for Education in the Philippines | 図書 | オリジナル | ADB | 1999 |
| 7 | Ditto #7 Nonformal Education in the Philippines | 図書 | オリジナル | ADB | 1999 |
| 8 | Education for All 2000 Philippine Assessment Report | 図書 | オリジナル | Republic of the Philippines | 1999 |
| 9 | Education for All 2000 Philippine Assessment Report Executive Summary | 図書 | オリジナル | Republic of the Philippines | 1999 |
| 10 | Mid-Term Review CPC V Component #4(Education) | | コピー | UNICEF | 2002 |
| 11 | World Bank Supervision Mission for the Third Elementary Education Project of the Department of Education | | コピー | WB | Aug., 2002 |
| 12 | Medium Term Public Investment Program (MTPIP) 2001-2004 Project Profile | | コピー | Department of Education (DepEd) | |
| 13 | Third Elementary Education Project (TEEP) Division Education Development Plan2000-2004, Division of Kalinga | | コピー | Department of Education (DepEd), Division of Kalinga | Dec., 1999 |
| 14 | School Improvement Plan, Kimmelalaba Elementary School, Dolores District, Abra | | コピー | Kimmelalaba Elementary School, Dolores District, Division of Abra, CAR | 2001 (Probably) |
| 15 | Innovations in Nonformal Education: The Challenge for Teacher Training Institutions | 図書 | オリジナル | DepEd, Bureau of Nonformal Education | 2001 |
| 16 | Hastening the Impact of PROBE Project Proposal | | コピー | Department of Education, Culture and Sports(DECS), Education Development Projects Implementing Task Force | Jun., 2001 |
| 17 | Philippine Agenda for Education Reform: The PCER Report | | | Presidential Commission on Education Reform | Apr.,2000 |
| 18 | Region 2 PROBE Terminal Report CY 2000 | 図書 | オリジナル | Commission of Higher Education (CHED) | 2000 |
| 19 | Briefing Materials Study Visit on Teacher Education Management Program | | コピー | CHED, Office of Programs and Standards | Jan., 2002 |

| | | | | | |
|----|--|------------|-------|--|----------------------|
| 20 | Annual Report Two Thousand Information to know communication to reach out | 図書 | オリジナル | Department of Science and Technology Science Education Institute | 2000 |
| 21 | Science Education Into the New Millennium | パンフ レット | オリジナル | Department of Science and Technology (DOST) Science Education Institute | |
| 22 | The 2002 Basic Education Curriculum | | コピー | DepEd | Apr., 2002 |
| 23 | Guidelines on the Implementation of the Elementary Basic Education Curriculum | | コピー | DepEd | 2002 |
| 24 | Guidelines for the pilot Implementation of the 2002 Secondary Education Curriculum | | コピー | DepEd | 2002 |
| 25 | PRIMER on the 2002 Basic Education Curriculum (Elementary Level) | | コピー | DepEd | 2002 |
| 26 | PRIMER on 2002 Secondary Basic Education Curriculum | | コピー | DepEd | 2002 |
| 27 | Operations Handbook In Mathematics, 2002 Basic Education curriculum Secondary Level | | コピー | DepEd, Bureau of Secondary Education | 2002 |
| 28 | Annual Report CY 2001 | 図書 | オリジナル | DepEd, Health and Nutrition Center | 2001 |
| 29 | Philippine Progress Report on the Millennium Development Goals | | コピー | | July, 2002 |
| 30 | Operations Manual Principal-Led School Building Program | | オリジナル | DepEd, Third Elementary Education Project | Revised June 2002 |
| 31 | A Layman's Guide to the Construction of a One-Story, Two-Classroom School Building in 60 Days | | オリジナル | DepEd, Third Elementary Education Project | Jul.02 |
| 32 | Simple School-Based Maintenance Manual An Aid for Principals | | オリジナル | DepEd, Third Elementary Education Project | N/A |
| 33 | Operations Manual and Guidelines on the Implementation of Elementary Leader Schools (ELS) | | オリジナル | DepEd, Third Elementary Education Project | Revised June 2002 |
| 34 | Government of Basic Education Act of 2001[Republic Act No. 9155] | | オリジナル | | Sept., |
| 35 | Public Act No 8047 | | コピー | | 1995 |
| 36 | Public Act No 7836 | | コピー | | |
| 37 | Comparative Yearly Education Budget (1998-2003) | | コピー | DepEd | |
| 38 | Multigrade Program in Philippine Education | パンフ レット | コピー | DepEd, Bureau of Elementary Education | |
| 39 | BP 206: Consolidated DepEd Performance Measure Framework CY 2003 | | コピー | DepEd | 2002 |
| 40 | Budget Preparation Process for Education Sub-Sector | | コピー | DepEd | |
| 41 | Teacher's Benefits | | コピー | DepEd | |
| 42 | Belgian Integrated Agrarian Reform Support Programme(BIARSP) | パンフ レット | コピー | Department of Education Culture and Sports | |
| 43 | Organization Charts | | コピー | DepEd, DOST, CHED | |

| | | | | | |
|----|--|--------|-------|---|------|
| 44 | The TAO Vision of Information Technology in Basic Education | パンフレット | オリジナル | | |
| 45 | Fifth Country Programme for Children | パンフレット | オリジナル | UNICEF | |
| 46 | The Child-Friendly School | パンフレット | オリジナル | DepEd, UNICEF | |
| 47 | Nonformal Education Accreditation and Equivalency (NEF A&F) System | パンフレット | オリジナル | DepEd, Bureau of Nonformal Education (BNFE) | |
| 48 | USAID in the Philippines 2000-2004 | | オリジナル | | 2002 |
| 49 | | | | | |
| 50 | | | | | |