

## 5. 討議議事録

MINUTES OF DISCUSSIONS  
ON THE BASIC DESIGN STUDY  
ON THE PROJECT FOR IMPROVEMENT OF MEDICAL EQUIPMENT  
FOR PRAIMARY HEALTH CARE INSTITUTIONS IN EASTERN CAPE  
IN THE REPUBLIC OF SOUTH AFRICA


In response to a request from the Government of the Republic of South Africa (hereinafter referred to as "South Africa" ), the Government of Japan decided to conduct a Basic Design Study on the Project for Improvement of Medical Equipment for Primary Health Care Institutions in Eastern Cape in the Republic of South Africa (hereinafter referred to as "the Project" ) and entrusted the study to the Japan International Cooperation Agency (hereinafter referred to as "JICA").


JICA sent to South Africa the Basic Design Study Team (hereinafter referred to as "the Team"), which is headed by Dr. Junichi Inaba, Experts Service Division, Bureau of International Cooperation, International Medical Center of Japan, Ministry of Health, Labour and Welfare, and is scheduled to stay in the country from March 9 to April 20, 2003.


The Team held discussions with the officials concerned of the Government of South Africa and conducted a field survey at the study area.

In the course of discussions and field survey, both parties confirmed the main items described on the attached sheets. The Team will proceed to further works and prepare the Basic Design Study Report.

Bisho, April 14, 2003  
Pretoria, April 17, 2003

  
Dr. Junichi Inaba  
Leader  
Basic Design Study Team  
Japan International Cooperation Agency

  
Mrs. B. Mzileni  
Director, Planning Policy and  
Information System,  
Eastern Cape Department of Health  
The Republic of South Africa

  
Mrs. C. Makwakwa  
Director, International Health Liaison  
National Department of Health  
The Republic of South Africa

## ATTACHMENT

### 1. Objective of the Project

The objective of the Project is to improve and strengthen the medical service in O.R. Tambo District in Eastern Cape in the Republic of South Africa, through the procurement of medical equipment.

### 2. Project sites to be studied

The project sites to be studied are 5 District Hospitals, 6 Health Centers and 83 Health Clinics in O.R. Tambo District, Eastern Cape as described in Annex-1.

The sites to be included in the Project, however, will be decided after further studies in Japan.

### 3. Responsible and Implementing Agency

#### 3-1. Responsible Agency

National Department of Health

#### 3-2. Implementing Agency

Eastern Cape Department of Health

### 4. Items requested by the Government of South Africa

- (1) After discussions with the Team, the items described in Annex-2 were finally requested by the Government of South Africa. The both sides agreed the priorities.
- (2) The final items of the Project, however, will be decide after further studies based on the information collected and taking account the basic criteria for selecting equipment.
- (3) JICA will assess the appropriateness of the request and will recommend to the Government of Japan for approval.

### 5. Japan's Grant Aid Scheme

- 5-1 The Government of South Africa has understood the system of Japan's Grant Aid Scheme as described in Annex -3, and explained by the Team.
- 5-2 Both Governments will take the necessary measures, as described in Annex-4, for smooth implementation of the Project, as a condition for the Japan's Grant Aid to be implemented.

ll

z CM

mbur

## 6. Schedule of the Study

- 6-1 The consultant members of the Team will proceed to further studies in South Africa until April 20, 2003.
- 6-2 JICA will prepare the draft basic design report in English and dispatch a mission in order to explain its contents around June 2003.
- 6-3 In case that the contents of the draft basic design report are accepted in principle by the Government of South Africa, JICA will complete the basic design report and send it to the Government of South Africa around September, 2003.

## 7. Other relevant issues

- 7-1 The South African side has agreed to secure and allocate the enough budgets to operate and maintain the medical equipment supplied by the Grant Aid properly and effectively.
- 7-2 The Department of Health of South Africa will approach the Department of Finance to consider the request by the Japanese side for the exemption from tax such as importation tax and VAT on all imports and domestic purchases of the equipment and services under the Grant aid.
- 7-3 As for the St. Lucy's Hospital who has planned to built newly in the vicinity of Tsolo town, the Team asked the Department of Health to show in the details such as design drawings, work schedule for the construction and etc., before 25, April, 2003.
- 7-4 It is confirmed by the South African side the function and role of all the designated facilities are not changed and continued when they shall be renewed and/or renovated in the future.
- 7-5 The South African side has agreed to take all measures to complete preparation work necessary for the installation of equipment in accordance with the schedule indicated by the Japanese side.
- 7-6 Both sides have agreed to intensify efforts to secure and maintain at ordinary times for medical equipment to be utilized in the facilities. The South African side has agreed to take measure to ensure that a functional and effective maintenance system is in place at district level for repair and maintenance of medical equipment as earlier as possible.

JP

W 



- 7-7 Regarding the shortage of human resources in place at district level, also the South African side agreed to take countermeasure until the equipment has delivered in the facilities.
- 7-8 For the sake of the technology transfer on sustainable operation and maintenance on medical equipment, the South African side pointed out the need for dispatch of Japanese experts as well as technical training of counterpart personnel in Japan. They also understood that another official request on technical cooperation should be submitted through diplomatic channels such as the Embassy of Japan and/or the JICA Office.

Annex-1: List of the project sites

Annex-2: Lists of the equipment

Annex-3: Japan's Grant Aid Scheme

Annex-4: Major Undertakings to be taken by Each Government

el

  
4



## LIST OF THE PROJECT SITES

## District Hospitals :

1. Canzibe Hospital (Nyandeni / Ngqeleni)
2. Nessie Knight Hospital (Mhlontlo / Qumbu)
3. St. Barnabas Hospital (Nyandeni / Libode)
4. St. Lucy's Hospital (Mhlontlo / Tsolo)
5. Zithulele Hospital (KSD / Mqanduli)

## Health Centres :

1. Baziya Health Centre (KSD / under Umtata General Hospital)
2. Ngangelizwe Health Centre (Ditto)
3. Stanford Terrance Health Centre (Ditto)
4. Mbekweni Health Centre (Ditto)
5. Qumbu Health Center (Mhlontlo / under Nessie Knight Hospital)
6. Mhlakulo Health Centre (Mhlontlo / under St. Lucy's Hospital)

## Health Clinics :

	(District)	(Hospital)	(Name of Clinic)		(District)	(Hospital)	(Name of Clinic)
1	KSD	Umtata	Ntshela	43	Mhlontlo	N Knight	Ngwemnyama
2	KSD	Umtata	Zitatele	44	Mhlontlo	N Knight	Qanqu
3	KSD	Umtata	Sitebe	45	Mhlontlo	N Knight	Mbalisweni
4	KSD	Umtata	Tabase	46	Mhlontlo	N Knight	Nessi Knight Gateway
5	KSD	Umtata	Tyelebana	47	Mhlontlo	N Knight	Mdyobe
6	KSD	Umtata	Upper Xongora	48	Mhlontlo	St. Lucy's	Langeni
7	KSD	Umtata	Xhwili	49	Mhlontlo	St. Lucy's	Sidwadweni
8	KSD	Umtata	Ngcengane	50	Mhlontlo	St. Lucy's	Tsolo Village
9	KSD	Umtata	Qunu	51	Mhlontlo	St. Lucy's	Upper Mjika
10	KSD	Umtata	Civic Centre	52	Mhlontlo	St. Lucy's	Lower Gungululu
11	KSD	Umtata	Kambi	53	Mhlontlo	St. Lucy's	Lotana
12	KSD	Umtata	Mpeko	54	Mhlontlo	St. Lucy's	Mbokotwana
13	KSD	Umtata	Mpunzana	55	Mhlontlo	St. Lucy's	Mhlahlane
14	KSD	Umtata	Ntshabeni	56	Mhlontlo	St. Lucy's	Beledale
15	KSD	Umtata	Qokolweni	57	Mhlontlo	St. Lucy's	St. Lucy's Gateway
16	KSD	Umtata	Sangoni	58	Nyandeni	Canzibe	Buntingville
17	KSD	Umtata	Ndibela	59	Nyandeni	Canzibe	Nkumandeni
18	KSD	Umtata	Ncambele	60	Nyandeni	Canzibe	Nqanda
19	KSD	Umtata	Efata	61	Nyandeni	Canzibe	Ntibane
20	KSD	Umtata	Maxwel	62	Nyandeni	Canzibe	Pilani
21	KSD	Umtata	Mqokezweni	63	Nyandeni	Canzibe	Lwandile
22	KSD	Zithulele	Ndzulwini	64	Nyandeni	Canzibe	Nolita
23	KSD	Zithulele	Mqanduli	65	Nyandeni	Canzibe	Ntapane
24	KSD	Zithulele	Luthubeni	66	Nyandeni	Canzibe	Lujizweni
25	KSD	Zithulele	Mapuzi	67	Nyandeni	Canzibe	Canzibe Gateway
26	KSD	Zithulele	Ngcwanguba	68	Nyandeni	St. Barnabas	Libode
27	KSD	Zithulele	Ngqungqu	69	Nyandeni	St. Barnabas	Nyandeni
28	KSD	Zithulele	Ntlangaza	70	Nyandeni	St. Barnabas	Malusi
29	KSD	Zithulele	Pumalanga	71	Nyandeni	St. Barnabas	Double Falls
30	KSD	Zithulele	Jalamba	72	Nyandeni	St. Barnabas	Mangcwanguleni
31	KSD	Zithulele	Wilo	73	Nyandeni	St. Barnabas	Ndanya
32	KSD	Zithulele	Hlabatshane	74	Nyandeni	St. Barnabas	Mevana
33	KSD	Zithulele	Ngwenya	75	Nyandeni	St. Barnabas	Ngcolora
34	KSD	Zithulele	Pakamile	76	Nyandeni	St. Barnabas	Makotyana
35	Mhlontlo	N Knight	Nxotwe	77	Nyandeni	St. Barnabas	Nkanga
36	Mhlontlo	N Knight	Gura	78	Nyandeni	St. Barnabas	Mgwenyana
37	Mhlontlo	N Knight	Tsilitwa	79	Nyandeni	St. Barnabas	St. Barnabas Gateway
38	Mhlontlo	N Knight	Tina falls	80	Nyandeni	Canzibe	Nkanunu
39	Mhlontlo	N Knight	Kalankomo	81	Nyandeni	Canzibe	Old Bunting
40	Mhlontlo	N Knight	Shawbury	82	Nyandeni	Canzibe	Cwele
41	Mhlontlo	N Knight	Cabavale	83	Nyandeni	Canzibe	Mampondomiseni
42	Mhlontlo	N Knight	Mahlungulu				

JL

M

M

## LISTS OF THE EQUIPMENT

Priorities were given on each equipment as considered as follows.

A	Procurement is essential
B	Necessary for medical service, but further study is required
C	Considered as lower priority
A' / B'	Further study is required because of the new plan for the facilities and/or organization

## HOSPITAL

No.	Name of Equipment	1. Canzibe Priority	2. N knight Priority	3. St. Barna Priority	4. St. Lucy's Priority	5. Zuthulele Priority
	<b>HI-CARE AND RESUSCITATION WARD</b>					
1	Bedside cabinets - mobile	C	C	C	C	C
2	Bedside monitors	A	A	C	A'	A
3	Clinical clock wall mounted	A	A	C	A'	A
4	Cot sides	C	C	C	C	C
5	Dressing trolley - large	A	A	A	A'	A
6	Drip stand - mobile	A	A	C	A'	A
7	ECG Machine	A	A	A	A'	A
8-1	Emergency trolley	A	A	A	A'	A
8-2	Defibrillator	A	A	A	A'	A
9	Enteral feeding pump	C	C	C	C	C
10	Examination light	A	A	A	A'	A
11	Hi-Lo Beds w/Mattress	A	A	C	A'	A
12	Infusion pump	A	A	A	A'	A
13	Infusion pump - syringe type	A	A	A	A'	A
14	Instrument trolley - large	A	A	A	A'	A
15	Overbed table	C	C	C	C	C
16	Patient chart holders and X-ray holder	C	C	C	C	C
17	Sphygmomanometer	A	A	A	A'	A
18	Suction unit - electric- midium	A	A	C	A'	A
19	Ventilator	C	C	C	C	C
20	Visitors stool medium	C	C	C	C	C
21	White board	A	A	C	A'	A
22	X-ray viewing box - 4films	A	A	A	A'	A
	<b>MEDICAL &amp; SURGICAL WARDS (ADULT)</b>					
1	Resuscitation bag	(will be considered as a component of No.38)				
2	Examination light	A	A	A	A'	A
3	Basin stand w/Basin - Double mobile	A	A	A	A'	A
4	Bedpan - stainless steel	B	B	B	B'	B
5	Beds w/adj back rest & mattress - mobile	B	B	B	B'	B
6	Bedside cabinets - mobile	C	C	C	C	C
7	Bowls stainless steel-set	A	A	A	A	A
8	BP Cuffs w/Bladder	(will be considered as a component of No.9)				
9	Sphygmomanometer	A	A	A	A'	A
10	Step on sanitary can	A	A	A	A'	A
11	Diagnostic set	A	A	A	A'	A
12	Drip stand - mobile	A	A	A	A'	A
13	ECG Machine	A	A	A	A'	A
14	Enteral feeding pump	C	C	C	C	C
15	Footstool - double	C	C	C	C	C
16	Gallipots set	(will be considered as a component of No.7)				
17	Glucometer	A	A	A	A'	A
18	Hemoglobinmeter	A	A	A	A'	A
19	Infusion pump	A	A	A	A'	A
20	Infusion pump - syringe type	A	A	A	A'	A
21	Instrument trolley - large	A	A	A	A'	A
22	Instrument trolley - small	A	A	A	A'	A
23	Kidney dishes set	A	A	A	A'	A
24	Laryngoscope set	(will be considered as a component of No.38)				
25	Measuring jug S/S	A	A	A	A'	A
26	Nebulizer	A	A	A	A'	A
27	Overbed table	C	C	C	C	C
28	Oxygen flow meter set	A	A	A	A'	A
29	Oxygen trolley	(will be considered as a component of No.28)				
30	Oxygen gauge	(will be considered as a component of No.28)				
31	Oxygen masks	(will be considered as a component of No.28)				

el

MM

Mhu



2/9

# HOSPITAL

No.	Name of Equipment	1. Canzibe	2. N knight	3. St. Barna	4. St. Lucy's	5. Zuthulele
		Priority	Priority	Priority	Priority	Priority
32	Oxygen spanner	(will be considered as a component of No.28)				
33	Oxygen tubing	(will be considered as a component of No.28)				
34	Patella hammer	(will be considered as a component of No.11)				
35	Patient trolley w/Mattress	A	A	A	A'	A
36	Pulse oximeter	A	A	A	A'	A
37	Refridgerator	A	A	A	A'	A
38	Emergency trolley	A	A	A	A'	A
39	Stethoscope	(will be considered as a component of No.11)				
40	Suction unit - electric- midium	A	A	A	A'	A
41	Urinals - stainless steel	B	B	B	B'	B
42	Visitors stool medium	C	C	C	C	C
43	Vital signs monitor	A	A	A	A'	A
44	Clinical clock wall mounted	A	A	A	A'	A
45	Waste paper baskets	C	C	C	C	C
46-1	Weighing scale	A	A	A	A'	A
46-2	Height scale	A	A	A	A'	A
47	Wheel chairs - heavy duty	A	A	A	A'	A
48	Peak flow meter	A	A	A	A'	A
49	X-ray viewing box - 1 film	A	A	A	A'	A
<b>MATERNITY WARD</b>						
1	Amnioscope	C	C	C	C	C
2	Baby weight/height scale	A	A	A	A'	A
3	Bassinets	B	B	B	B'	B
4	Cardiotochograph	C	C	C	C	C
5	Clinical clock wall mounted	A	A	A	A'	A
6	Colposcope w/Monitor	C	C	C	C	C
7	Delivery bed and mattress	A	A	A	A'	A
8	Dressing trolley - large	A	A	A	A'	A
9	Examination table for gynecology	A	A	A	A'	A
10	Fetal doppler	A	A	A	A'	A
11	ICU Resuscitation unit - radiant type	A	A	A	A'	A
12	Infant incubator	A	A	A	A'	A
13	Infant warmer	A	A	A	A'	A
14	Oxygen monitor	A	A	A	A'	A
15	Footstool - double	A	A	A	A'	A
16	Phototherapy unit	A	A	A	A'	A
17	Delivery set	A	A	A	A'	A
18	Suction unit - electric- large	A	A	A	A'	A
19	Ultrasound apparatus	(will be considered in OPD)				
20	Vacuum extractor	A	A	A	A'	A
21	Ablution basin	A	A	A	A'	A
<b>PAEDIATRIC WARD</b>						
1	Pediatic scales	A	A	A	A'	A
2	Basin stand w/Basin - Double mobile	A	A	A	A'	A
3	Bedpan - stainless steel	B	B	B	B'	B
4	Bedside cabinets - mobile	C	C	C	C	C
5	Bilirubin meter	A	A	A	A'	A
6	Bowls stainless steel-set	A	A	A	A'	A
7	Sphygmomanometer for pediatic	A	A	A	A'	A
8	Step on sanitary can	A	A	A	A'	A
9	Pediatic bed	A	A	A	A'	A
10	Diagnostic set	A	A	A	A'	A
11	Dressing trolley - large	A	A	A	A'	A
12	Drip stand - mobile	A	A	A	A'	A
13	Examination light	A	A	A	A'	A
14	Gallipots set	(will be considered as a component of No.6)				

ell

(4/9)

HOSPITAL

No.	Name of Equipment	1.Canzibe	2.N knight	3.St.Barna	4.St.Lucy's	5.Zuthulele
		Priority	Priority	Priority	Priority	Priority
15	Infant transport incubator	B	B	B	B'	B
16	ICU Resuscitation unit - radiant type	C	C	A	C	C
17	Infusion pump	A	A	A	A'	A
18	Infusion pump - syringe type	A	A	A	A'	A
19	Instrument trolley - large	A	A	A	A'	A
20	Juvenile beds w/Mattress	B	B	B	B'	B
21	Kick bucket	C	C	C	C	C
22	Kidney dishes set	A	A	A	A'	A
23	Laryngoscope set for pediatric	A	A	A	A'	A
24	Measuring jug s/s	A	A	A	A'	A
25	Pediatric monitor	A	A	A	A'	A
26	Oxygen flow meter set	A	A	A	A'	A
27	Oxygen spanner	(will be considered as a component of No.26)				
28-1	Oxygen tent	A	A	A	A'	A
28-2	Oxygen monitor	A	A	A	A'	A
29	Phototherapy unit	C	C	C	C	C
30	Pulse oximeter	A	A	A	A'	A
31	Refridgerator for immunisation	B	B	B	B'	B
32	Resuscitator set for pediatric	A	A	A	A'	A
33-1	Weighing scale	A	A	A	A'	A
33-2	Height scale	A	A	A	A'	A
34	Stackable charirs - plastic	C	C	C	C	C
35	Stethoscope	(will be considered as a component of No.10)				
36	Suction unit - electric- midium	A	A	A	A'	A
37	Nebulizer	A	A	A	A'	A
38	Ventilator for infant & child	C	C	C	C	C
39	Visitors stool medium	C	C	C	C	C
40	X-ray viewing box - 1film	A	A	A	A'	A
OPERATING THEATRE						
1	Anaesthetic machine	C	C	C	C	C
2	Anaesthetic trolley - large	A	A	A	A'	A
3	Basin stand w/Basin - Double mobile	A	A	A	A'	A
4	White board	A	A	A	A'	A
5	Bone saw set	A	A	A	A'	A
6	Defibrillator	C	A	A	A'	C
7	Diagnostic set	C	C	C	C	C
8	Operating chair	A	A	A	A'	A
9	Drip stand - mobile	A	A	A	A'	A
10	Drug cabinet	A	A	A	A'	A
11	Electrosurgical unit	A	A	A	A'	A
12	Face screen	(will be considered as a component of No.23)				
13	Footstool - single	A	A	A	A'	A
14	Instrument cabinet	A	A	A	A'	A
15-1	Instrument set for general surgery	A	A	A	A'	A
15-2	Instrument set for caesarean	A	A	A	A'	A
16	Instrument trolley - large	A	A	C	A'	A
17	Instrument trolley - small	A	A	C	A'	A
18	Kick bucket	A	A	A	A'	A
19	Laryngoscope set	(will be considered as a component of No.2)				
20	Mayo table with s/s tray	A	A	A	A'	A
21	Operating light - ceiling type	A	A	C	A'	C
22	Operating light - mobile	A	A	A	A'	A
23	Operating theatre table and accessories	C	A	A	A'	C
24	Patient monitor	C	C	C	C	C
25	Patient trolley w/Mattress	A	A	A	A'	A
26	Pulse oximeter	C	C	C	C	C
27	Scrub unit	C	C	C	C	C

W

MM

ambor

7/9)

**HOSPITAL**

No.	Name of Equipment	1. Canzibe	2. N knight	3. St. Barna	4. St. Lucy's	5. Zuthulele
		Priority	Priority	Priority	Priority	Priority
28	Stethoscope	(will be considered as a component of No.2)				
29-1	Suction unit - electric - large	A	A	A	A'	A
29-2	Suction unit - electric- small	A	A	A	A'	C
30	Swab rack	C	A	C	C	C
31	Clinical clock wall mounted	A	A	C	A'	C
32	X-ray viewing box - 3films	A	A	A	A'	A
	CSSD					
1-1	Autoclave high pressure	A	A	C	A'	A
1-2	Autoclave high pressure - vertical type	C	B	C	C	C
2	Drums - sterilizing set	A	A	A	A'	A
3	Boiling sterilizer, foot pedal type	A	A	C	A'	A
	CASUALTY					
1	Ambulance w/first aid equipment	A	A	A	A'	A
2	Boiling sterilizer	A	A	A	A'	A
3	Baby weight/height scale	A	A	A	A'	A
4	Bedside cabinets - mobile	C	C	C	C	C
5	Basin stand w/Basin - double mobile	A	A	C	A'	A
6	Step on sanitary can	A	A	C	A'	A
7	Clinical clock wall mounted	A	A	A	A'	A
8	Diagnostic set	A	A	C	A'	A
9	Doctors chair	C	C	C	C	C
10	Drip stand - mobile	A	A	C	A'	A
11	Drug cabinet	A	A	C	A'	A
12	ECG Machine	C	A	A	A'	C
13-1	Emergency trolley	A	A	A	A'	A
13-2	Defibrillator	A	A	A	A'	A
14	Examination light	A	A	C	A'	A
15	Holloware set	C	C	C	C	C
16	Instrument cabinet	A	A	A	A'	A
17	Instrument trolley - large	A	A	C	A'	C
18	Kick bucket	C	C	C	C	C
19	Nebulizer	A	A	C	A'	A
20-1	Weighing scale	A	A	A	A'	A
20-2	Height scale	A	A	A	A'	A
21	Footstool - double	C	C	C	C	C
22	Patient trolley w/Mattress	A	A	C	A'	A
23	Pulse oximeter	A	A	A	A'	A
24	Resuscitation bag	(will be considered as a component of No.13)				
25	Sphygmomanometer	A	A	C	A'	A
26	Suction unit - electric- midium	A	A	C	A'	A
27	Transport ventilator	C	C	C	C	C
28	Vital signs monitor	A	A	A	A'	A
29	Wheel chairs - heavy duty	A	A	A	A'	A
30	Examination Table	A	A	C	A'	A
	OUTPATIENTS DEPARTMENT					
1	Sphygmomanometer	A	A	C	A'	A
2	Pediatric height scale, bed type	A	A	A	A'	A
3	Diagnostic set	A	A	C	A'	A
4	Doctors chair	C	C	C	C	C
5	Ear syringe	A	A	A	A'	A
6	ECG Machine	C	A	A	A'	A
7	Examination table	C	A	C	A'	C
8	Holloware set	C	C	C	C	C
9	Instrument set - treatment	A	A	A	A'	A
10	Patella hammer	(will be considered as a component of No.3)				

U

*[Handwritten signature]*

*[Handwritten signature]*

# HOSPITAL

7/6/9)

No.	Name of Equipment	1. Canzibe	2. N knight	3. St. Barna	4. St. Lucy's	5. Zuthulele
		Priority	Priority	Priority	Priority	Priority
11	Footstool - double	C	A	C	A'	A
12-1	Weighing scale	A	A	A	A'	A
12-2	Height scale	A	A	A	A'	A
13	Screen mobile 4 section with curtains	C	A	C	A'	C
14	Snellen chart	A	A	C	A'	A
15	Examination set for Gynecology	A	A	C	A'	A
16	Sterilizer boiling type	A	A	A	A'	A
17	Stethoscope	(will be considered as a component of No.3)				
18	X-ray viewing box - 1 film	A	A	C	A'	A
19	Ultrasound scanner	C	A	A	A'	A
<b>RADIOLOGY</b>						
1	Accessory for X-ray apparatus	A	A	A	A'	A
2	Ultrasound apparatus	(will be considered in OPD)				
3	X-ray apparatus	A	A	A	A'	A
4	X-ray apparatus - mobile	A	A	A	A'	A
5	X-ray film processor	C	A	A	A'	A
6	X-ray viewing box - 3 films	A	A	A	A'	A
<b>DENTAL</b>						
1	Autoclave - table top	C	C	A	C	C
2	Dental chair w/rotating stool & compressor	C	A	A	A'	C
3	Dental X-ray film processor	C	A	C	A'	C
4	Dental X-ray unit	C	A	C	A'	C
5	Instrument set for dental	C	A	A	A'	C
6	Ultrasonic dental scaler	C	C	C	C	C
<b>REHABILITATION</b>						
1	Bicycle exerciser	A	A	A	A'	A
2	Dumbbell set	A	A	A	A'	A
3	Exercise hand set	A	A	A	A'	A
4	Hot pack unit	A	A	A	A'	A
5	Mat for exercise	A	A	A	A'	A
6	Traction unit (w/bed)	A	B	B	A'	B
7	Treadmill	C	C	C	C	C
8-1	Ultraviolet lamp	A	A	A	A'	A
8-2	Infrared lamp	A	A	A	A'	A
9	Wall stall bars	A	B	B	A'	B
10	Parallel Bars	A	A	A	A'	A
<b>LABORATORY</b>						
1	Tri lab	C	C	C	C	C
2	Blood gas analyzer	C	C	C	C	C
<b>MORTUARY</b>						
1	Autopsy saw and accessories	C	C	C	C	C
2	Autopsy knives set	C	C	C	C	C
3	Bone holding forceps	C	C	C	C	C
4	Bone saw	C	C	C	C	C
5	Brain knife	C	C	C	C	C
6	Dissecting forceps	C	C	C	C	C
7	Dissecting scalpel	C	C	C	C	C
8	Microscopic instrument set	C	C	C	C	C
9	Mortuary instrument set	C	C	C	C	C
10	Post mortem needles set	C	C	C	C	C
11	Skull breaker	C	C	C	C	C
12	Skull holder	C	C	C	C	C
13	Steel ruler	C	C	C	C	C

ll

M

mb

27/9)

# HOSPITAL

No.	Name of Equipment	1. Canzibe	2. N knight	3. St. Barna	4. St. Lucy's	5. Zuthulele
		Priority	Priority	Priority	Priority	Priority
14	Tissue forceps	C	C	C	C	C
	OTHERS					
1	Incinerator	C	C	C	C	C
2	Generator (more than 175KVA)	C	C	C	C	C

*Handwritten mark*

*Handwritten signature*

*Handwritten signature*

78/9)

### Health center

No.	Name of Equipment	Priority
1	Examination table	B
2	Peak flow meter	A
3	Weighing scale for Pediatric	A
4-1	Weighing scale	A
4-2	Height scale	A
4-3	Pediatric height scale, bed type	A
5	Refrigerator	A
6	Freezer	C
7	Stethoscope	A
8	Sphygmomanometer	A
9	Diagnostic set	A
10	Examination table for gynecology	C
11	Examination lamp	A
12-1	Suction unit, manual type	A
12-2	Suction unit, electric type	A
13	Infant bassinet with stand	C
14	Fetal doppler	A
15	Resuscitator for infant & adult	A
16	O2 flow meter set	A
17	Patella hammer	will be included with No.9
18	Drug cabinet	C
19	Filing cabinet	C
20	Sharps bin	C
21	Incinerator - small type	C
22	Stand by Generator for examination lamp	A
23	Boiling sterilizer	A
24	Dressing instrument set for General	A
25	Dressing instrument set for Gynecology	A
26	Delivery instrument set	A
27	Partition	A
28	Instrument cabinet	A
29	Nebulizer	A
30	Cloth basket	A
31	Ablution basin	A
32	Drip stand	A
33	Hemoglobin meter	A
34	Glucose meter	A
35	Consultation desk & chair	A
36	Stretcher	A
37	Wheel chair	A
38	X-ray viewing box	A

ll

UM

Andar

-(9/9)

### Clinic

No.	Name of Equipment	Priority
1	Examination table	B
2	Peak flow meter	A
3	Weighing scale for Pediatric	A
4-1	Weighing scale	A
4-2	Height scale	A
4-3	Pediatric height scale, bed type	A
5	Refrigerator	A
6	Freezer	C
7	Stethoscope	A
8	Sphygmomanometer	A
9	Diagnostic set	A
10	Examination table for gynecology	C
11	Examination lamp	A
12	Suction unit, manual type	A
13	Infant bassinet with stand	C
14	Fetal doppler	A
15	Resuscitator for infant & adult	A
16	O2 flow meter set	A
17	Patella hammer	will be included with No.9
18	Drug cabinet	C
19	Filing cabinet	C
20	Sharps bin	C
21	Incinerator - small type	C
22	Stand by Generator for examination lamp	A
23	Boiling sterilizer, gas type	A
24	Dressing instrument set for General	A
25	Dressing instrument set for Gynecology	A
26	Delivery instrument set	A
27	Partition	A
28	Instrument cabinet	A
29	Nebulizer, cell battery type	A
30	Cloth basket	A
31	Ablution basin	A
32	Drip stand	A
33	Hemoglobin meter	A
34	Glucose meter	A
35	Consulation desk & chair	B
36	Stretcher, holding type	A

### Mobile clinic

No.	Name of Equipment	Priority
1	Mobile clinic unit	A

### Maintenance set

No.	Name of Equipment	Priority
1	Maintenance set	B'

el

CM

Ambar

## Japan's Grant Aid Scheme

### 1. Japan's Grant Aid Procedures

(1) The Japan's Grant Aid Program is executed by the following procedures.

**Application** (request made by a recipient country)

**Study** (Basic Design Study conducted by JICA)

**Appraisal & Approval** (appraisal by the Government of Japan and approval by the Cabinet of Japan)

**Determination of Implementation** (Exchange of Notes between both Governments)

**Implementation** (implementation of the Project)

(2) Firstly, an application or a request for a Grant Aid project submitted by the recipient country is examined by the Government of Japan (the Ministry of Foreign Affairs) to determine whether or not it is eligible for Japan's Grant Aid. If the request is deemed appropriate, the Government of Japan assigns JICA to conduct a study on the request.

Secondly, JICA conducts the study (Basic Design Study), using (a) Japanese consulting firm(s).

Thirdly, the Government of Japan appraises the project to see whether or not it is suitable for Japan's Grant Aid Program, based on the Basic Design Study Report prepared by JICA and the results are then submitted to the cabinet for approval.

Fourthly, the project approved by the cabinet becomes official with the Exchange of Notes signed by the Government of Japan and the recipient country.

Finally, for the implementation of the Project, JICA assists the recipient country in preparing contracts and so on.

### 2. Contents of the Study

(1) Contents of the Study

The purpose of the Basic Design Study conducted by JICA on a requested project is to provide a basic document necessary for appraisal of the project by the Japanese Government. The contents of the Study are as follows:

- a) confirmation of the background, objectives, benefits of the project and also institutional capacity of agencies concerned of the recipient country necessary for project implementation,



(2/4)

- b) evaluation of the appropriateness of the project for the Grant Aid Scheme from a technical, social and economical point of view,
- c) confirmation of items agreed on by the both parties concerning a basic concept of the project,
- d) preparation of a basic design of the project,
- e) estimation of cost of the project.

The contents of the original request are not necessarily approved in their initial form as the contents of the Grant Aid project. The Basic Design of the project is confirmed considering the guidelines of Japan's Grant Aid Scheme.

Final project components are subject to approval by the Government of Japan and therefore may differ from an original request. Implementing the project, the Government of Japan requests the recipient country to take necessary measures involved which are itemized on Exchange of Notes.

## (2) Selection of Consultants

For smooth implementation of the study, JICA uses (a) registered consulting firm(s). JICA selects (a) firm(s) based on the proposals submitted by the interested firms. The firm(s) selected carry(ies) out a Basic Design Study and write(s) a report, based upon terms of reference set by JICA.

The consulting firm(s) used for the study is (are) recommended by JICA to a recipient country after Exchange of Notes, in order to maintain technical consistency and also to avoid any undue delay in implementation should the selection process be repeated.

## 3. Japan's Grant Aid Scheme

### (1) What is Grant Aid?

The Grant Aid Program provides a recipient country with non reimbursable funds to procure the equipment and services (engineering services and transportation of the products, etc.) for economic and social development of the country under principles in accordance with relevant laws and regulations of Japan. The Grant Aid is not supplied through the donation of materials or such.

### (2) Exchange of Notes (E/N)

Both Governments concerned extend Japan's Grant Aid in accordance with the Exchange of Notes in which the objectives of the Project, period of execution, conditions and amount of the Grant Aid etc., are confirmed.

JP

UM

Ando

(3/4)

(3) "The period of the Grant Aid" means one Japanese fiscal year which the Cabinet approves the Project for. Within the fiscal year, all procedure such as Exchange of Notes, concluding a contract with (a) consulting firm(s) and (a) contractor(s) and a final payment to them must be completed.

(4) Under the Grant, in principle, products and services of origins of Japan or the recipient country are to be purchased.

When the two Governments deem it necessary, the Grant may be used for the purchase of products or services of a third country.

However the prime contractors, namely, consulting, contractor and procurement firms, are limited to "Japanese nationals". (The term "Japanese nationals" means persons of Japanese nationality or Japanese corporations controlled by persons of Japanese nationality.)

(5) Necessity of the "Verification"

The Government of the recipient country or its designated authority will conclude contracts denominated in Japanese yen with Japanese nationals. The Government of Japan shall verify those contracts. The "Verification" is deemed necessary to secure accountability to Japanese tax payers.

(6) Undertakings Required to the Government of the Recipient Country

In the implementation of the Grant Aid project, the recipient country is required to undertake such necessary measures as the following:

- a) to secure land necessary for the sites of the project prior to the installation work in case the project is providing equipment,
- b) to provide facilities for distribution of electricity, water supply and drainage and other incidental facilities in and around the sites,
- c) to secure buildings prior to the installation work in case the project is providing equipment,
- d) to ensure all the expenses and prompt execution for unloading, customs clearance at the port of disembarkation and internal transportation of the products purchased under the Grant Aid,
- e) to exempt Japanese nationals from customs duties, internal taxes and other fiscal levies which will be imposed in the recipient country with respect to the supply of the products and services under the Verified Contracts,
- f) to accord Japanese nationals whose services may be required in connection with the supply of the products and services under the Verified Contracts, such facilities as

el





(4/11)

may be necessary for their entry into the recipient country and stay therein for the performance of their work.

(7) Proper Use

The recipient country is required to maintain and use the equipment purchased under the Grant Aid properly and effectively and to assign staff necessary for the operation and maintenance as well as to bear all expenses other than those covered by the Grant Aid.

(8) Re-export

The products purchased under the Grant Aid shall not be re-exported from the recipient country.

(9) Banking Arrangement (B/A)

- a) The Government of the recipient country or its designated authority shall open an account in the name of the Government of the recipient country in a bank in Japan. The Government of Japan will execute the Grant Aid by making payments in Japanese yen to cover the obligations incurred by Government of the recipient country or its designated authority under the Verified Contracts.
- b) The payments will be made when payment requests are presented by the bank to the Government of Japan under an Authorization to Pay issued by the Government of the recipient country or its designated authority.

ed

MM

amb

## Major Undertakings to be taken by Each Government

No.	Items	To be covered by Grant Aid	To be covered by Recipient Side
	To bear the following commissions to the Japanese bank for the banking services based upon the B/A		
1	1) Advising commission of A/P		●
	2) Payment commission		●
	To ensure unloading and customs clearance at port of disembarkation in recipient country		
2	1) Marine (air) transportation of the products from Japan to the recipient country	●	
	2) Tax exemption and custom clearance of the products at the port of disembarkation		●
	3) Internal transportation from the port of disembarkation to the project site	●	
3	To accord Japanese nationals, whose services may be required in connection with the supply of the products and the services under the verified contract, such facilities as may be necessary for their entry into the recipient country and stay therein for the performance of their work		●
4	To exempt Japanese nationals from customs duties, internal taxes and other fiscal levies which may be imposed in the recipient country with respect to the supply of the products and services under the verified contracts		●
5	To maintain and use properly and effectively the facilities contracted and equipment provided under the Grant Aid		●
6	To bear all the expenses, other than those to be borne by the Grant Aid, necessary for the transportation and installation of the equipment		●