

K 236

NUMERO DE SITE
 NOM DE SITE
 MOGATAYA
 MILATA

LATITUDE NORD
 LONGITUDE OUEST

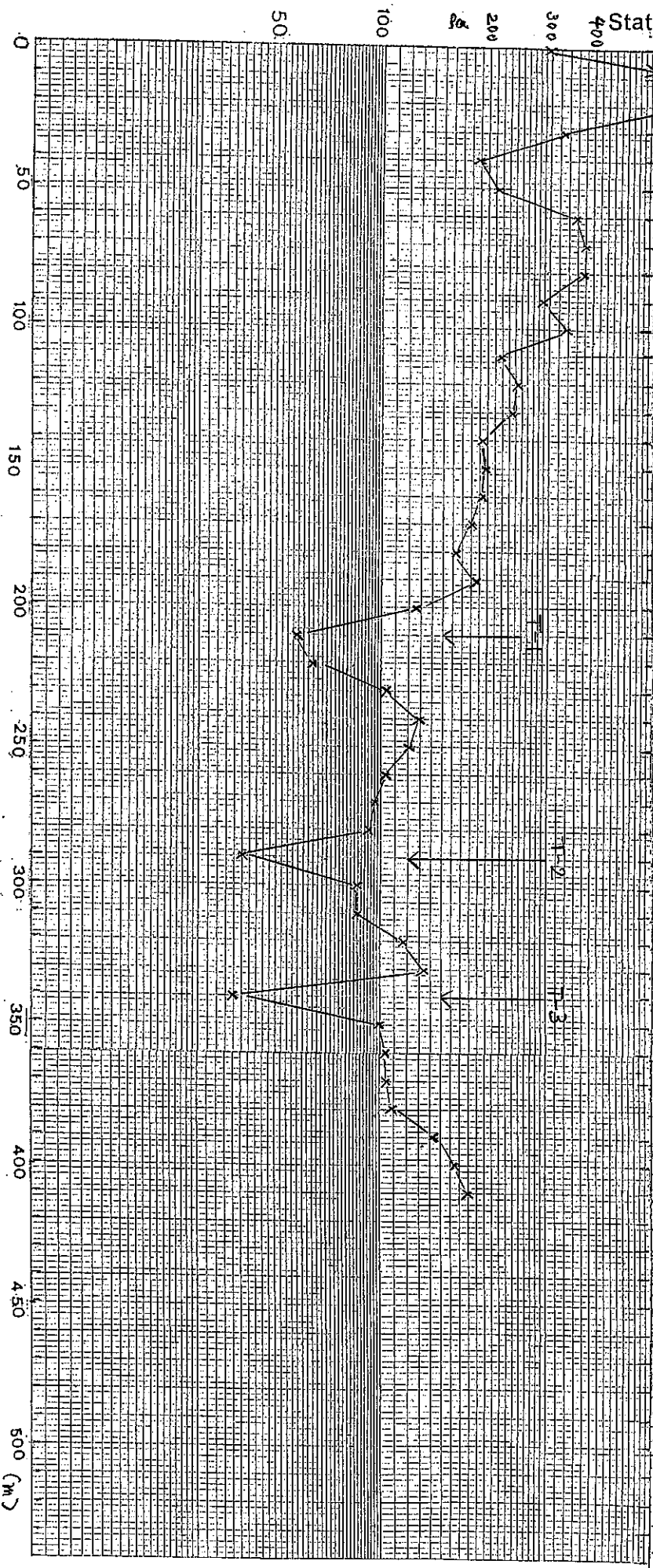
MISSION:

SITE: DCE

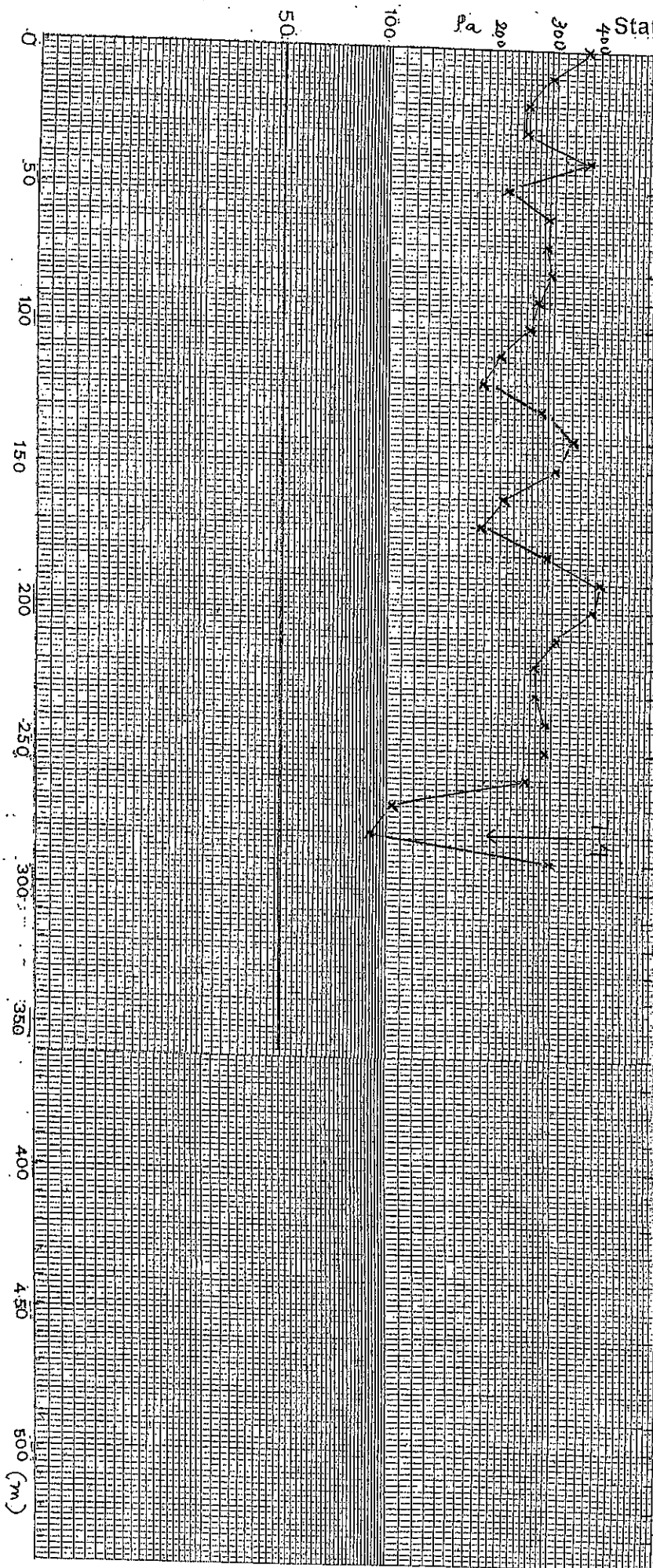
TRAINE ELECTRIQUE TE N° /

Date 6/2/03

AB = 80 m MN = 20 m pas 10 m Az = N → S



Stations	$\Delta V/I$	P_0
0	1.271	300
10	2.975	938
20	3.535	834
30	1.392	329
40	0.811	191
50	0.916	216
60	1.534	362
70	1.620	382
80	1.601	378
90	1.249	295
100	1.451	342
110	0.926	218
120	1.035	248
130	1.002	236
140	0.827	195
150	0.841	198
160	0.832	196
170	0.775	183
180	0.703	166
190	0.791	187
200	0.539	127
210	0.246	58.1
220	0.273	64.4
230	0.444	105
240	0.551	130
250	0.519	122
260	0.447	105
270	0.409	96.5
280	0.394	93.0
290	0.172	40.6
300	0.369	87.1
310	0.370	87.3
320	0.502	118
330	0.572	135
340	0.163	38.5
350	0.430	101
360	0.442	104
370	0.451	106
380	0.472	111
390	0.617	146
400	0.706	167
410	0.761	180
450		
500		



Stations	$\Delta V/I$	Pa
0	1.554	367
10	1.252	295
20	1.049	248
30	1.072	253
40	1.437	339
50	0.939	222
60	1.239	292
70	1.219	288
80	1.247	294
90	1.144	270
100	1.087	257
110	0.901	213
120	0.803	190
130	1.187	280
140	1.468	346
150	1.299	307
160	0.918	217
170	0.797	188
180	1.240	292
190	1.758	415
200	1.672	395
210	1.304	308
220	1.151	272
230	1.157	273
240	1.241	293
250	1.239	292
260	1.087	255
270	0.450	106
280	0.387	91.3
290	1.285	303
300		
350		
400		
450		
500		

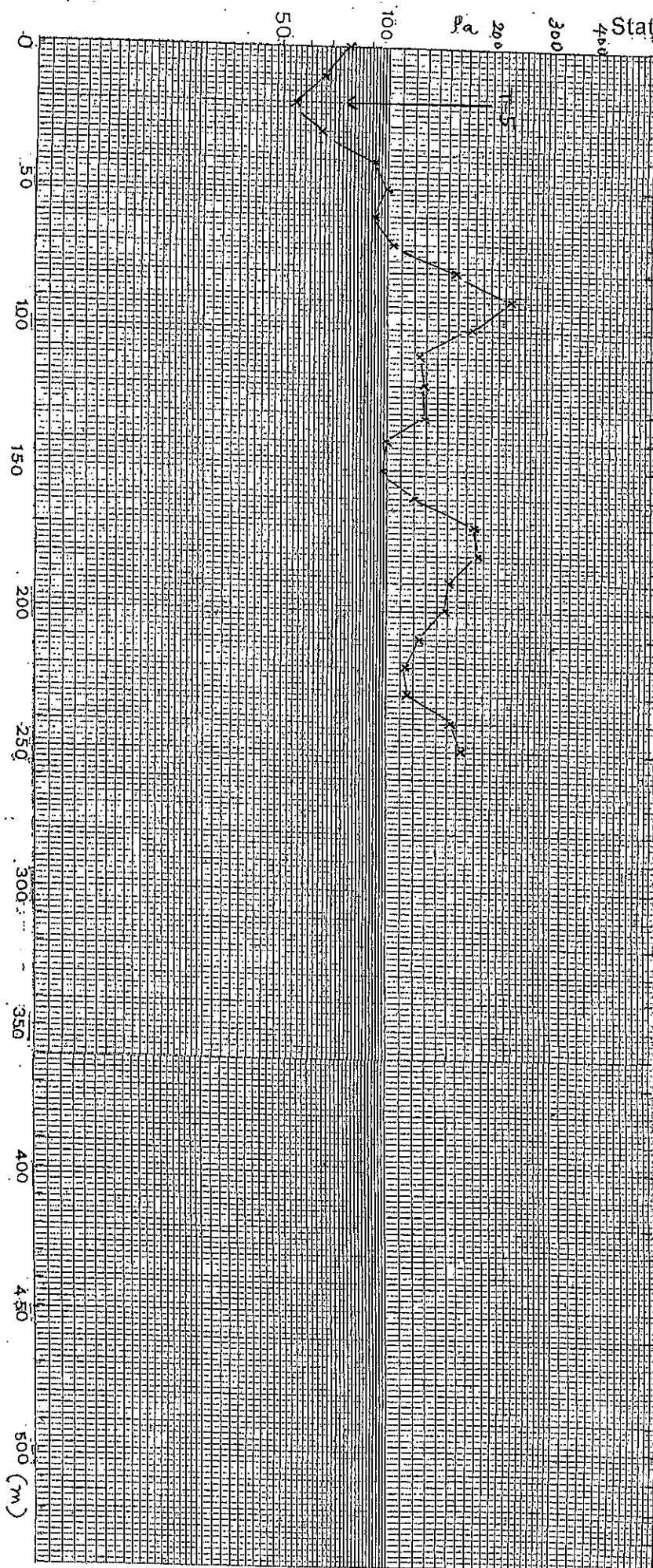
K 236

NUMERO DE SITE	
NOM DE SITE	
REGIONAL	
MILVA	

LATITUDE NORD	
LONGITUDE OUEST	

MISSION:	
SITE:	DCE

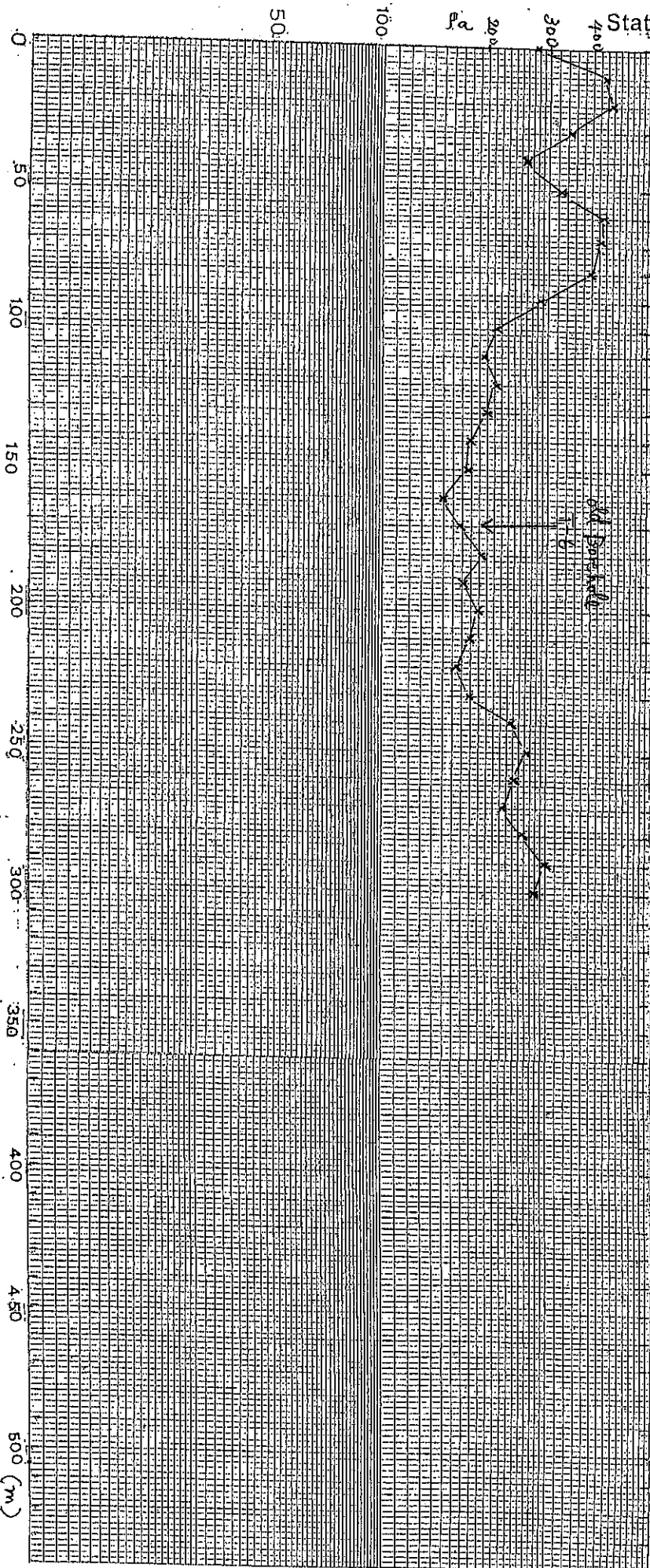
TRAIINE ELECTRIQUE TE N°	2	Date	6/2/03
AB =	80	MN =	20
pas	10	Az =	N → S



Stations	$\Delta V/I$	P_a
0	0.3304	78.0
10	0.2779	65.6
20	0.2348	55.4
30	0.2740	64.7
40	0.3886	91.7
50	0.4298	101
60	0.3495	92.6 (K=265)
70	0.3968	105
80	0.7882	166 (K=211)
90	0.9805	221
100	0.7513	177
110	0.5341	126
120	0.5454	129
130	0.5471	129
140	0.4269	101
150	0.4162	98.2
160	0.5177	122
170	0.7705	182
180	0.7896	185
190	0.6466	153
200	0.6305	149
210	0.5325	126
220	0.4803	113
230	0.4908	116
240	0.6585	155
250	0.7103	168
300		
350		
400		
450		
500		

K 236

NUMERO DE SITE	MISSION:
NOM DE SITE	TRAINE ELECTRIQUE TEN° 3
ACQUISITION	Date 8/2/03
MILITA	SITE: DCE
LATITUDE NOBD	AB = 80 MN = 20 pas 10 Az = N → S
LONGITUDE OUEST	



Stations	$\Delta V/I$	Pa
0	1.1795	278
10	1.2567	438
20	1.9673	464
30	1.4838	350
40	1.0977	259
50	1.4116	333
60	1.8557	438
70	1.8107	427
80	1.7096	403
90	1.2387	292
100	0.9177	217
110	0.8372	198
120	0.9127	215
130	0.8620	203
140	0.7690	181
150	0.7554	178
160	0.6393	151
170	0.7150	169
180	0.8291	196
190	0.7350	173
200	0.8031	190
210	0.7713	182
220	0.6979	165
230	0.7653	181
240	1.0161	240
250	1.1217	265
260	1.0412	246
270	1.0045	237
280	1.1094	262
290	1.2785	302
300	1.2021	283
350		
400		
450		
500		


K 236

NUMERO DE SITE NOM DE SITE LOCALITA MILVA	LATITUDE NORD LONGITUDE OUEST
--	----------------------------------

MISSION: _____ SITE: <u>DCE</u>	TRAIINE ELECTRIQUE TE N° <u>4</u> Date <u>8/2/03</u>
------------------------------------	--

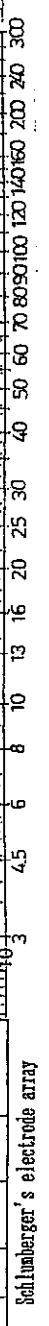
AB = 80 MN = 20 pas 10 Az = S → N

No.	AB/2 (m/2g)	K	I (mA)	V (mV)	ρ _a (Ω-m)	7/2 α ₃	pCE	Site	Lat.	
									Date	Long.
3	1	12.6	4996	16.64	42.0					
4.5	1	30.2	9993	11.72	33.6					
6	1	55	9998	9.751	26.8					
8	1	99	9990	4.321	21.4					
10	1	156	4993	6.57	20.4					
13	1	284	9987	7.980	21.1					
16	1	401	9985	5.48	22.1					
20	1	630	9996	7.911	24.9					
20	5	118	4993	11.3	26.3					
25	5	188	4994	8.37	21.3					
30	5	275	4993	6.12	36.5					
35	5	371	9985	11.7	42.2					
40	5	495	9984	9.84	48.7					
45	5	630	9985	8.40	53.0					
50	5	780	9987	7.553	58.2					
50	10	371	4992	9.426	71.1					
55	5	940	9984	6.808	64.0					
55	10	459	4992	8.583	78.7					
60	5	1120	9985	8.07	67.6					
60	10	550	9984	15.18	83.6					
65	5	1320	9985	11.01	72.9					
65	10	650	9984	13.81	89.9					



Schlumberger's electrode array


No.	Site	DCF		Date	V (mV)	I (mA)	R ₂ (Ω-m)	R ₁ (Ω-m)	K	I (mA)	V (mV)	ρ _a (Ω-m)
		AB/2 (mV/2m)	7/2/03									
3	12.6	4.995	24.4	24.4	4.993	0.776	14.7					
4.5	30.2	"	23.1	23.1	4.993	0.895	17.7					
6	1	55	2.154	23.7	4.994	0.850	21.5					
8	1	90	1.229	26.3	4.994	0.840	21.5					
10	1	156	0.906	28.3								
13	1	264	4.994	0.656	34.1							
16	1	401	"	0.541	37.9							
20	1	630	"	0.303	38.2							
20	5	118	4.993	1.683	39.8							
25	5	188	4.994	1.274	48.1							
30	5	275	4.995	1.090	60.0							
35	5	377	4.993	0.923	68.7							
40	5	495	"	0.742	73.6							
45	5	630	"	0.660	85.9							
50	5	780	"	0.537	91.7							
50	10	377	"	1.259	95.0							
55	5	940	"	0.594	113							
55	10	459	"	1.169	107							
60	5	1120										
60	10	550	4.993	1.125	124							
65	5	1320										
65	10	650	4.994	0.780	128							



Schlumberger's electrode array


No.	AB/2 (m)	K	I (mA)	V (mV)	ρ _a (Ω-m)	DCE		Lat.	
						AB/2 (m)	ρ _a (Ω-m)		
			Date	7/2/03		Long.			
AB/2 (m)	K	I (mA)	V (mV)	ρ _a (Ω-m)	AB/2 (m)	K	I (mA)	V (mV)	ρ _a (Ω-m)
					70	5	1530		
3	1	12.6	4.995	28.18	71.1	70	1.0	750	4.993 / 5483
					80	5	2000		29.3
4.5	1	30.2	"	8.502	52.0	80	1.0	980	" / 1.224
					90	5	2540		29.3
6	1	55	"	3.536	38.9	90	1.0	1260	" / 1.186
					100	5	3130		29.9
8	1	99	"	2.013	39.9	100	1.0	1560	" / 1.082
									32.6
10	1	156	4.993	1.320	44.2	100	2.0	750	
					110	10	1890		
13	1	264	4.994	0.871	46.0	110	2.0	920	
					120	10	2250		
16	1	401	"	0.633	50.8	120	2.0	1100	
					130	10	2640		
20	1	630	"	0.473	57.7	130	2.0	1300	
					140	10	3060		
20	5	118	"	2.353	55.6	140	2.0	1510	
					150	10	3520		
25	5	188	4.993	1.826	71.4	150	2.0	1740	
					160	2.0	1980		
30	5	275	"	1.534	82.5	160	3.0	1298	
					180	2.0	2510		
35	5	377	"	1.347	102	180	3.0	1650	
					200	2.0	3110		
40	5	485	"	1.170	116	200	3.0	2050	
					220	3.0	2490		
45	5	630	"	1.034	130	240	3.0	2970	
					240	5.0	1730		
50	10	377	"	1.982	150	240	5.0	1730	
					260	5.0	2050		
55	10	459	"	1.889	174	280	5.0	2380	
					300	5.0	2750		
60	10	550	4.994	1.664	18.3				
65	10	650	"	1.687	22.0				

Schlumberger's electrode array




No.	T-4	Site		DCE		Lat.					
		Date	8/2/03								
AB/2 (m/2m)	K	I (mA)	V (mV)	ρ_a (Ω-m)	AB/2 (m/2m)	G	K	I (mA)	V (mV)	ρ_a (Ω-m)	
					70	5	1530				
3	1	12.6	4.928	2143	54.0	70	10	750	4.926	1.334	200
4.5	1	30.2	4.997	940	56.8	80	5	2000	"	0.925	197
6	1	55	"	5.468	60.2	90	5	2540	"	0.844	214
8	1	99	"	3.738	74.1	100	5	3130	"		
10	1	156	4.926	3.015	94.1	100	10	1560			
13	1	264	"	2.385	126	110	10	1580			
16	1	401	4.997	2.124	170	120	10	2250			
20	1	630	4.996	1.689	213	130	10	2640			
20	5	118	"	8.119	192	140	20	1510			
25	5	188	"	4.963	187	150	10	3520			
30	5	275	"	1.944	107	150	20	1740			
35	5	377	"	1.358	102	160	20	1980			
40	5	485	"	1.128	112	160	30	1290			
45	5	630	"	0.863	121	180	20	2510			
50	5	780	"	0.863	135	180	30	1650			
50	10	377	"	1.850	140	200	20	3110			
55	5	940	"			200	30	2050			
55	10	459	"	1.668	153	220	30	2490			
60	5	1120	"			240	30	2970			
60	10	550	"	1.536	169	240	50	1730			
65	5	1320	"			240	50	2750			
65	10	650	"	1.383	180	260	50	2050			

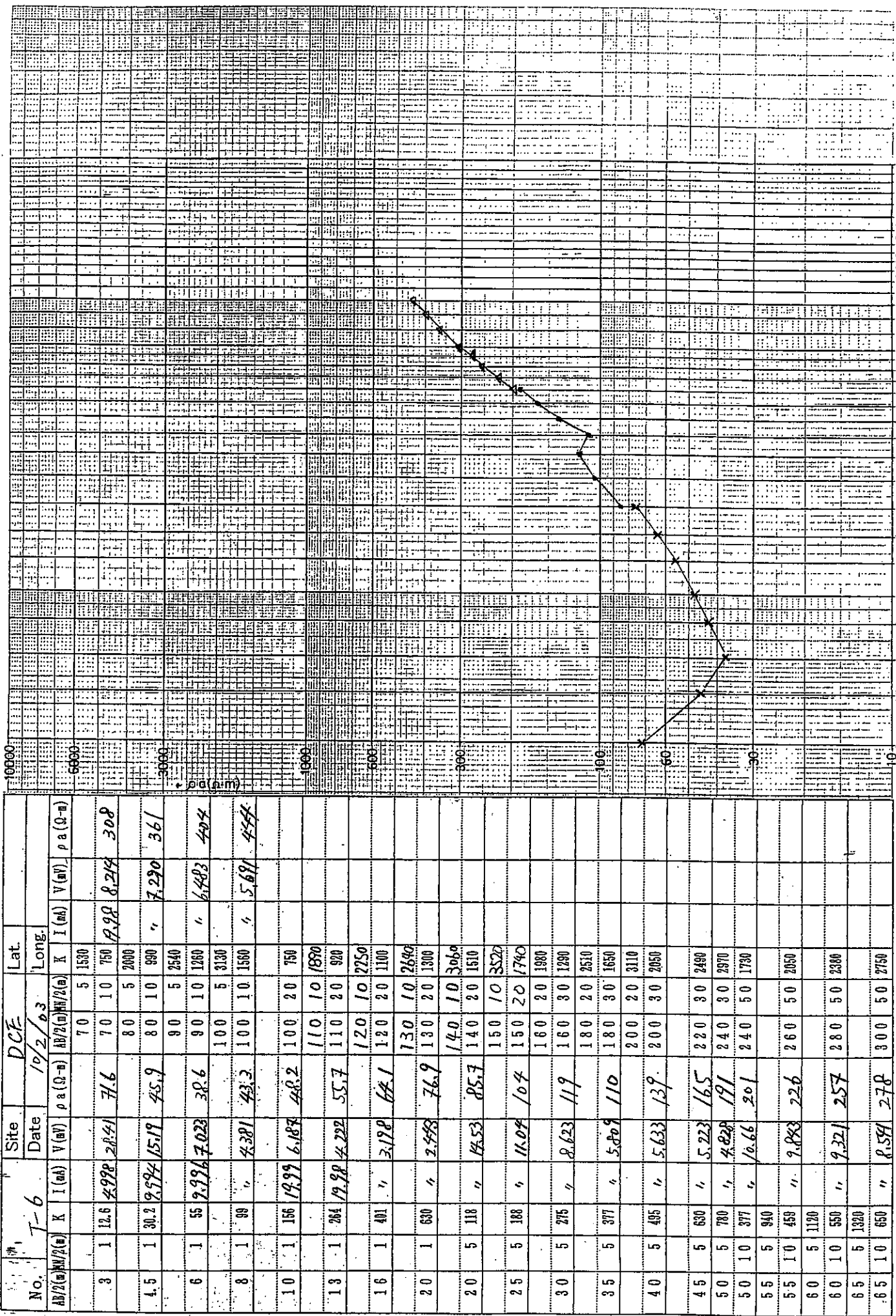
Schlumberger's electrode array



No.	AB/2(m) NW/2(m)	K	I (mA)	V (mV)	ρ a (Ω-m)	DCE		Lat.		
						Date	Long.			
						AB/2(m) NW/2(m)	K	I (mA)	V (mV)	ρ a (Ω-m)
3	1	12.6	4996	66.70	16.8	70	5	1530	9.507	72.8
						70	10	750	"	15.17
						80	5	2000	"	8.040
						80	10	980	"	12.48
						90	5	2540		
						90	10	1260		
						100	5	3130		
						100	10	1560		
						100	20	750		
						110	10	1890		
						110	20	920		
						120	10	2250		
						120	20	1100		
						130	10	2690		
						130	20	1300		
						140	10	3060		
						140	20	1510		
						150	10	3520		
						150	20	1740		
						160	20	1980		
						160	30	1280		
						180	20	2510		
						180	30	1650		
						200	20	3110		
						200	30	2050		
						220	30	2490		
						240	30	2870		
						240	50	1780		
						240	50	1780		
						260	50	2050		
						260	50	2050		
						280	50	2380		
						280	50	2380		
						280	50	2380		
						300	50	2750		
						300	50	2750		

Schlumberger's electrode array





Schlumberger's electrode array