Appendix 4-2 Project Drawings (Ache, Indonesia)

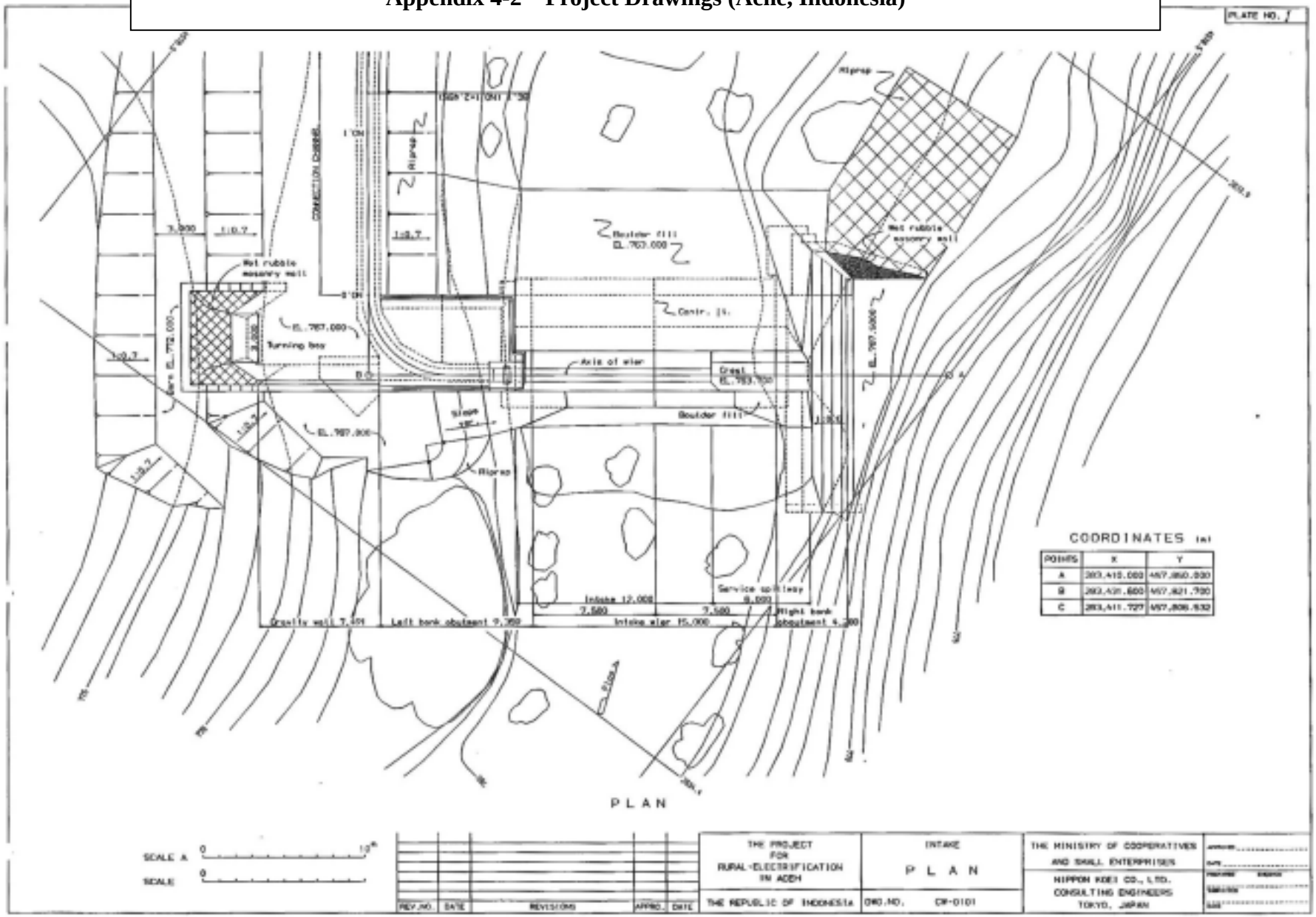

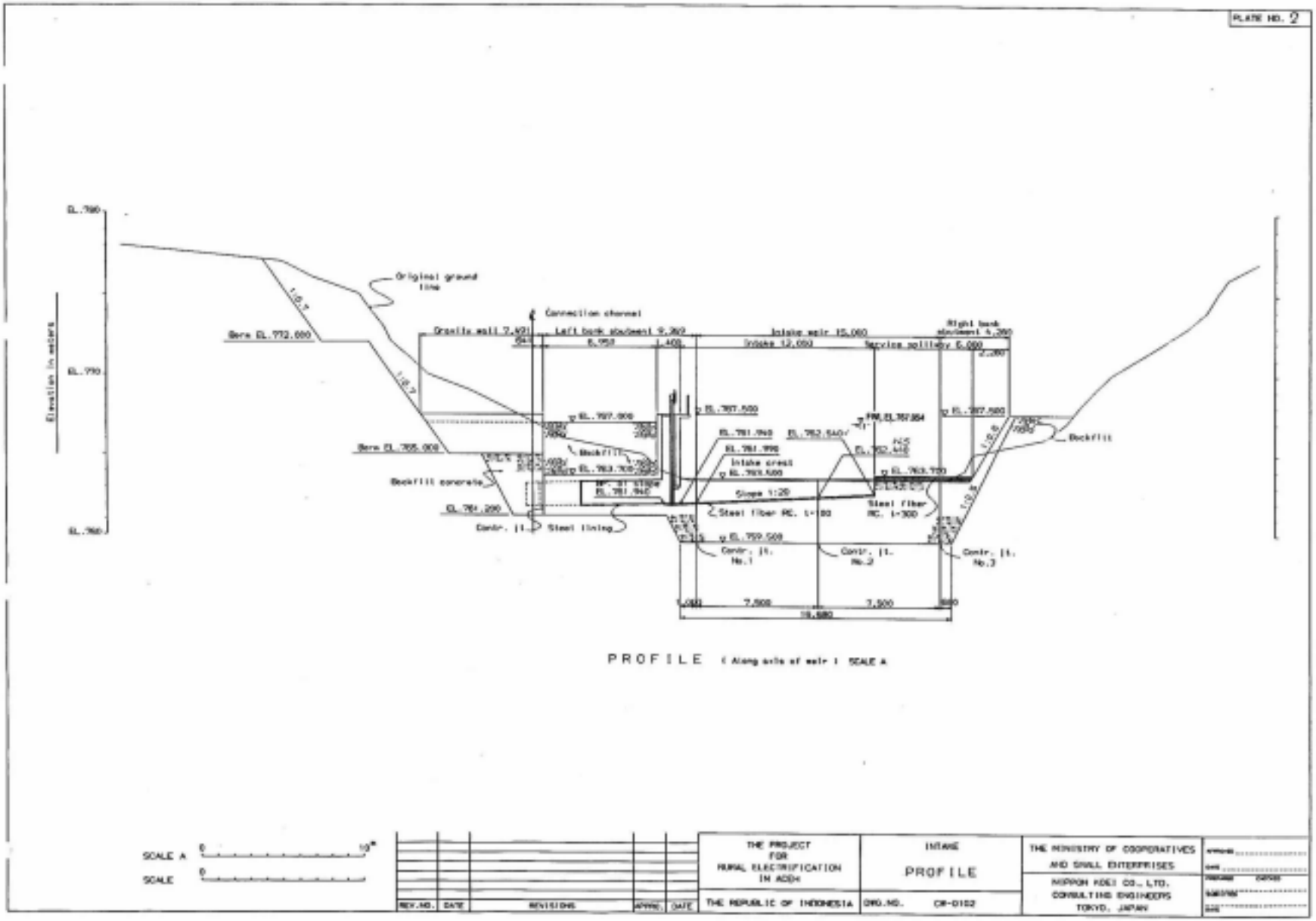
PLATE NO. 2
Elevation in meters
Original ground line
Connection channel
Intake weir 15,000
Intake 12,000
Service spillway 6,000
Backfill
Backfill concrete
Steel lining
Steel fiber RC. t=100
Steel fiber RC. t=300
Intake crest
Slope 1:20
Contr. jt. No.1
Contr. jt. No.2
Contr. jt. No.3
PROFILE (Along axis of weir) SCALE A
SCALE A
SCALE
REV.NO.
DATE
REVISIONS
APPR.
DATE
THE PROJECT FOR RURAL ELECTRIFICATION IN ACEH
THE REPUBLIC OF INDONESIA
INTAKE
PROFILE
DWG.NO. CW-0102
THE MINISTRY OF COOPERATIVES AND SMALL ENTERPRISES
NIPPON KOEI CO., LTD.
CONSULTING ENGINEERS
TOKYO, JAPAN

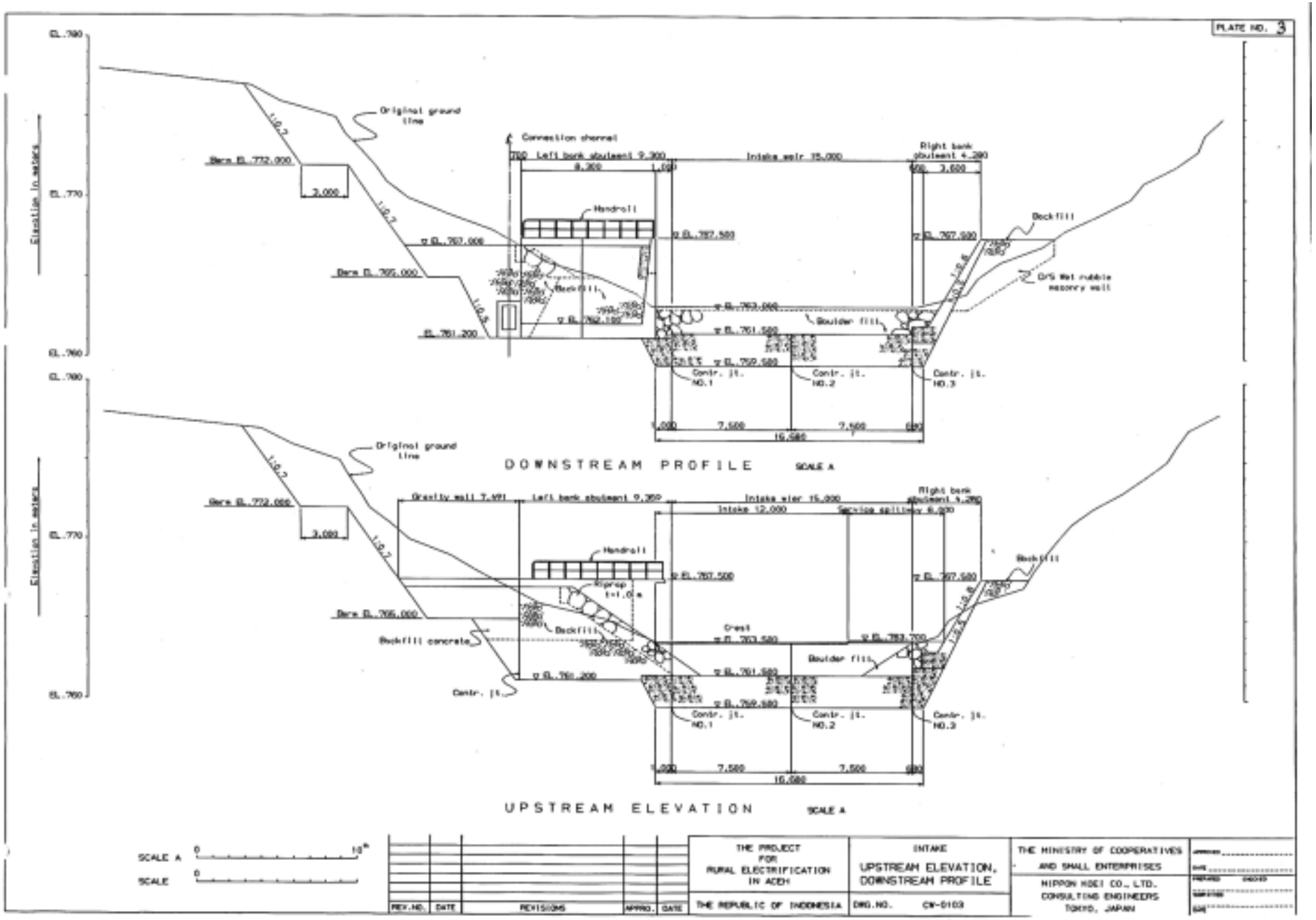
PLATE NO. 3
Original ground line
Connection channel
Left bank abutment 9.300
Intake weir 15.000
Right bank abutment 4.280
Berm EL.772.000
Berm EL.765.000
Handrail
Backfill
Boulder fill
Contr. jt. NO.1
Contr. jt. NO.2
Contr. jt. NO.3
DOWNSTREAM PROFILE
SCALE A
Gravity wall 7.491
Intake 12.000
Riprap
Backfill concrete
Crest
UPSTREAM ELEVATION
SCALE A
SCALE A
SCALE
REV.NO.
DATE
REVISIONS
APPRO.
DATE
THE PROJECT FOR RURAL ELECTRIFICATION IN ACEH
THE REPUBLIC OF INDONESIA
INTAKE
UPSTREAM ELEVATION, DOWNSTREAM PROFILE
DWG.NO. CW-0103
THE MINISTRY OF COOPERATIVES AND SMALL ENTERPRISES
NIPPON KOEI CO., LTD.
CONSULTING ENGINEERS
TOKYO, JAPAN

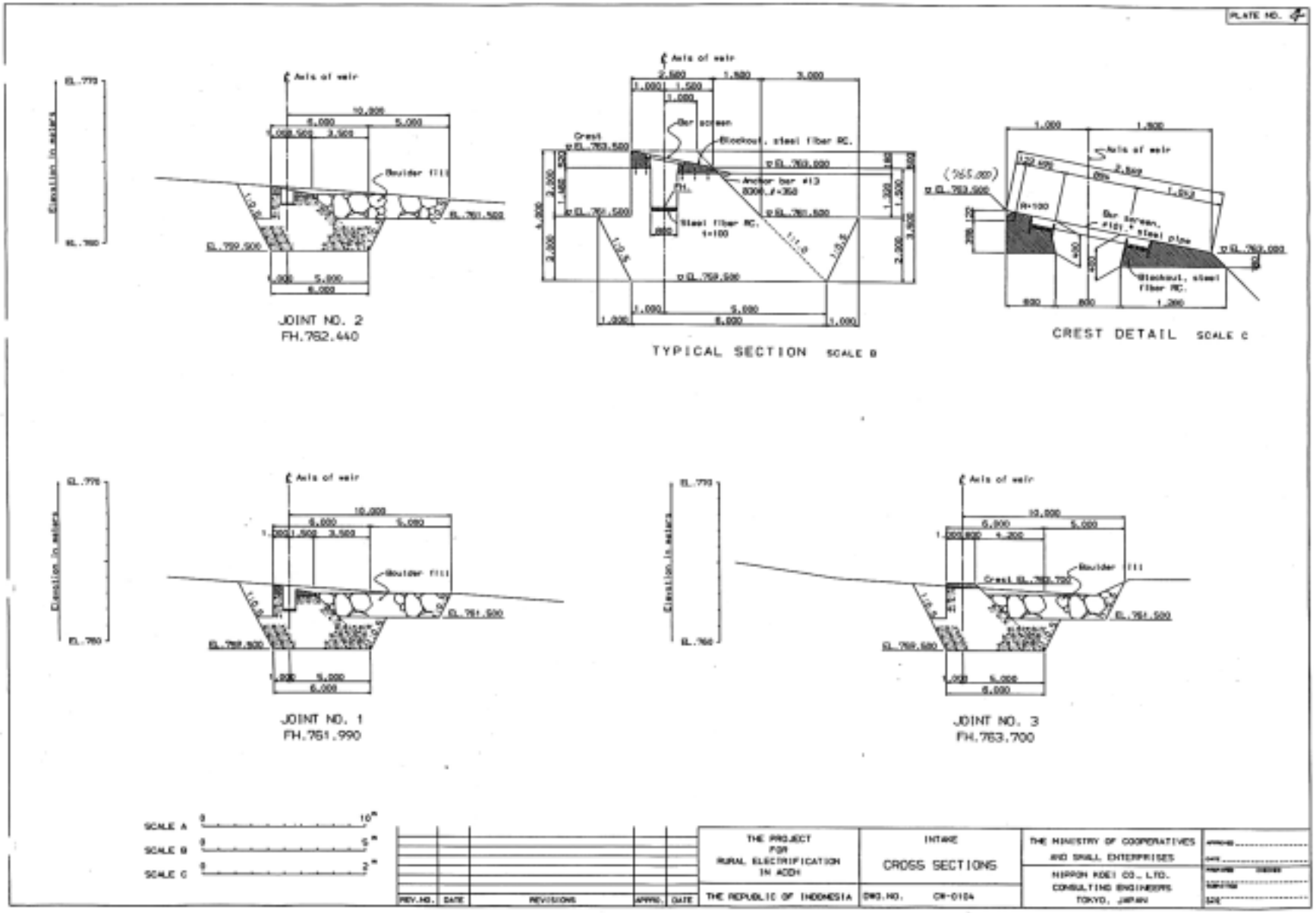
PLATE NO.
JOINT NO. 2
FH.762.440
TYPICAL SECTION SCALE B
CREST DETAIL SCALE C
JOINT NO. 1
FH.761.990
JOINT NO. 3
FH.763.700
SCALE A
SCALE B
SCALE C
THE PROJECT FOR RURAL ELECTRIFICATION IN ACEH
THE REPUBLIC OF INDONESIA
INTAKE
CROSS SECTIONS
DWG.NO. CR-0104
THE MINISTRY OF COOPERATIVES AND SMALL ENTERPRISES
NIPPON KOEI CO., LTD. CONSULTING ENGINEERS TOKYO, JAPAN
REV.NO.
DATE
REVISIONS
APPR.
DATE

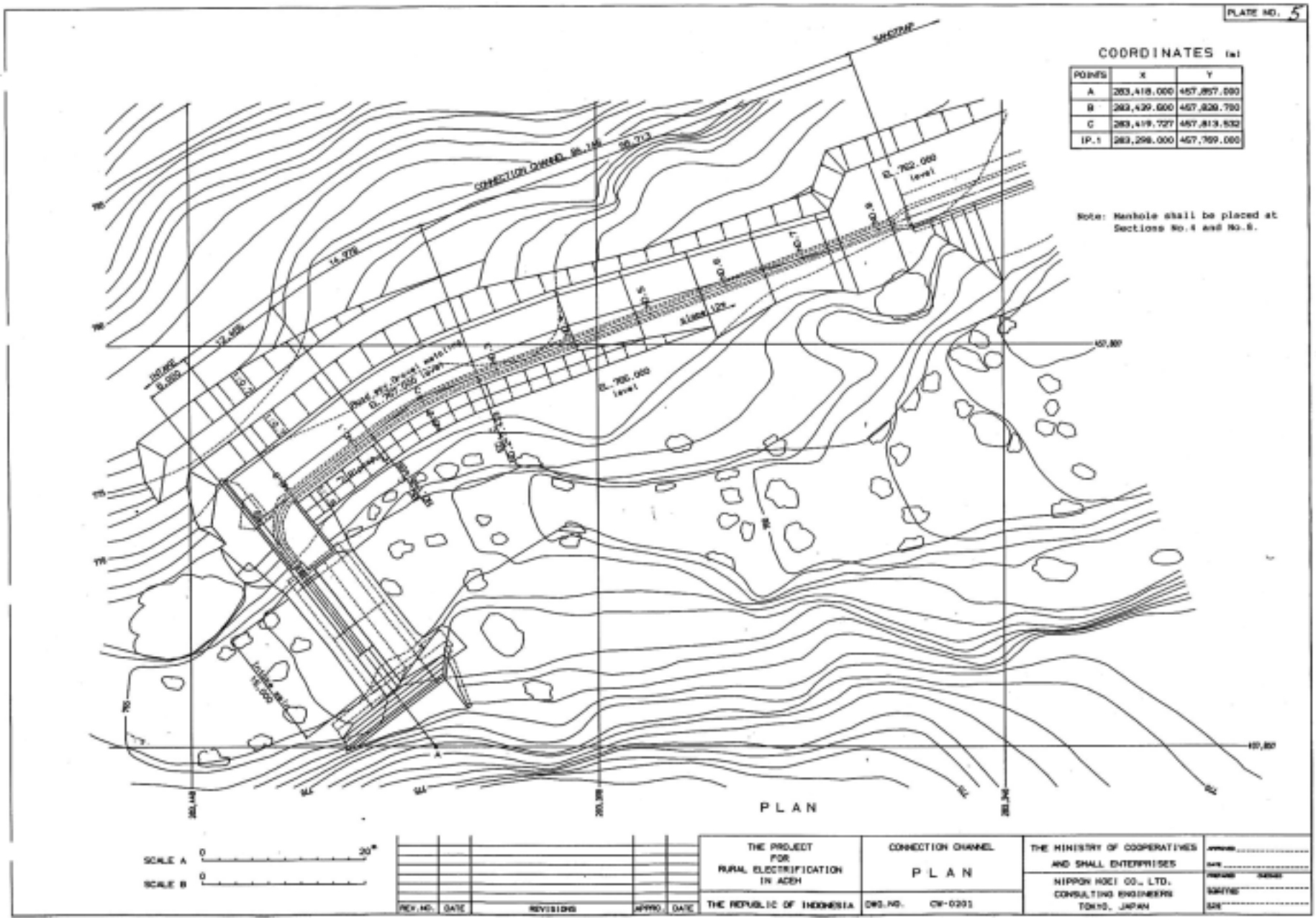
PLATE NO. 5
COORDINATES (m)
POINTS | X | Y
A | 283,418.000 | 457,857.000
B | 283,439.600 | 457,828.700
C | 283,419.727 | 457,813.532
IP.1 | 283,298.000 | 457,769.000
Note: Manhole shall be placed at Sections No.4 and No.8.
PLAN
SCALE A
SCALE B
THE PROJECT FOR RURAL ELECTRIFICATION IN ACEH
THE REPUBLIC OF INDONESIA
CONNECTION CHANNEL
PLAN
DWG.NO. CW-0201
THE MINISTRY OF COOPERATIVES AND SMALL ENTERPRISES
NIPPON KOEI CO., LTD.
CONSULTING ENGINEERS
TOKYO, JAPAN
REV.NO.
DATE
REVISIONS
APPRO.
DATE

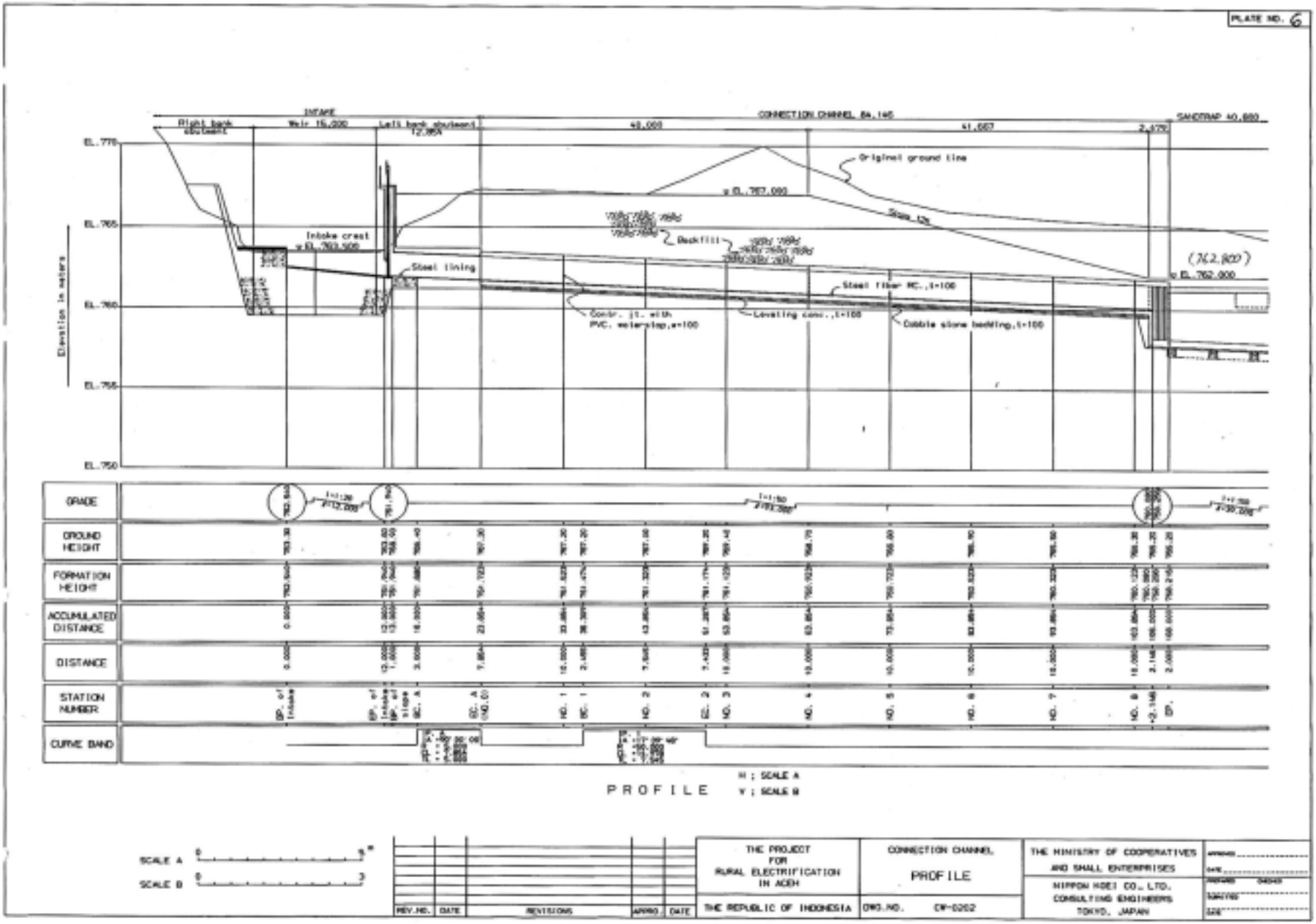
PLATE NO. 6
INTAKE
CONNECTION CHANNEL 84,146
SANDTRAP 40,000
Right bank abutment
Weir 15,000
Left bank abutment
40,000
41,667
2,479
EL.770
EL.765
EL.760
EL.755
EL.750
Elevation in meters
Original ground line
Intake crest
Steel lining
Backfill
Steel fiber RC.,t=100
Contr. jt. with PVC. waterstop,a=100
Leveling conc.,t=100
Cobble stone bedding,t=100
(762,800)
GRADE
GROUND HEIGHT
FORMATION HEIGHT
ACCUMULATED DISTANCE
DISTANCE
STATION NUMBER
CURVE BAND
PROFILE
H ; SCALE A
V ; SCALE B
SCALE A
SCALE B
REV.NO.
DATE
REVISIONS
APPRO.
DATE
THE PROJECT FOR RURAL ELECTRIFICATION IN ACEH
THE REPUBLIC OF INDONESIA
CONNECTION CHANNEL
PROFILE
DWG.NO. CW-0202
THE MINISTRY OF COOPERATIVES AND SMALL ENTERPRISES
NIPPON KOEI CO., LTD.
CONSULTING ENGINEERS
TOKYO, JAPAN

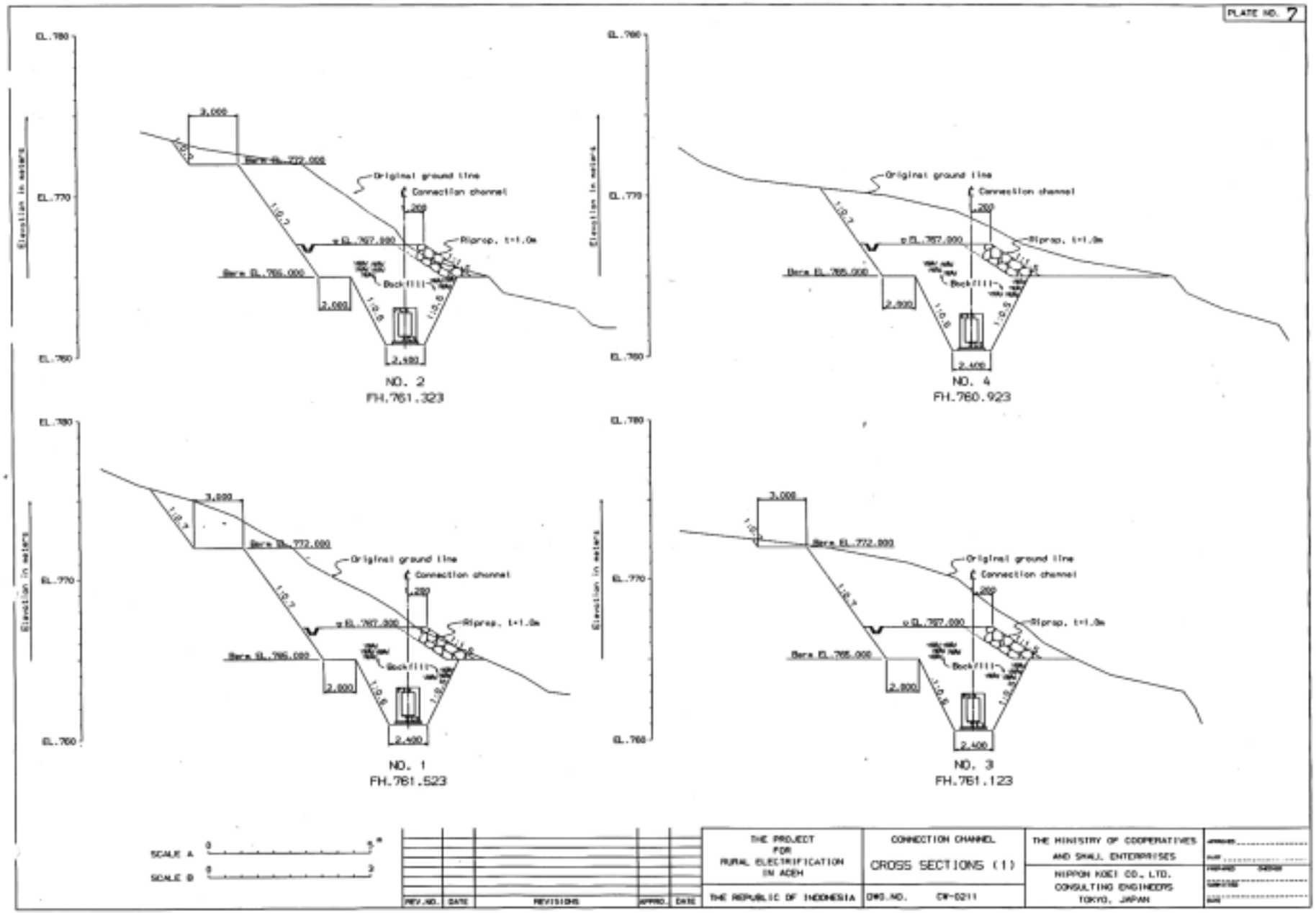
PLATE NO. 7
EL.780
EL.770
EL.760
Elevation in meters
3,000
Berm EL.772,000
Original ground line
Connection channel
1,200
Riprap, t=1.0m
Berm EL.765,000
Backfill
2,000
2,400
NO. 2
FH.761.323
NO. 4
FH.760.923
NO. 1
FH.761.523
NO. 3
FH.761.123
SCALE A
SCALE B
REV.NO.
DATE
REVISIONS
APPRO.
THE PROJECT FOR RURAL ELECTRIFICATION IN ACEH
THE REPUBLIC OF INDONESIA
CONNECTION CHANNEL
CROSS SECTIONS (1)
DWG.NO. CW-0211
THE MINISTRY OF COOPERATIVES AND SMALL ENTERPRISES
NIPPON KOEI CO., LTD.
CONSULTING ENGINEERS
TOKYO, JAPAN

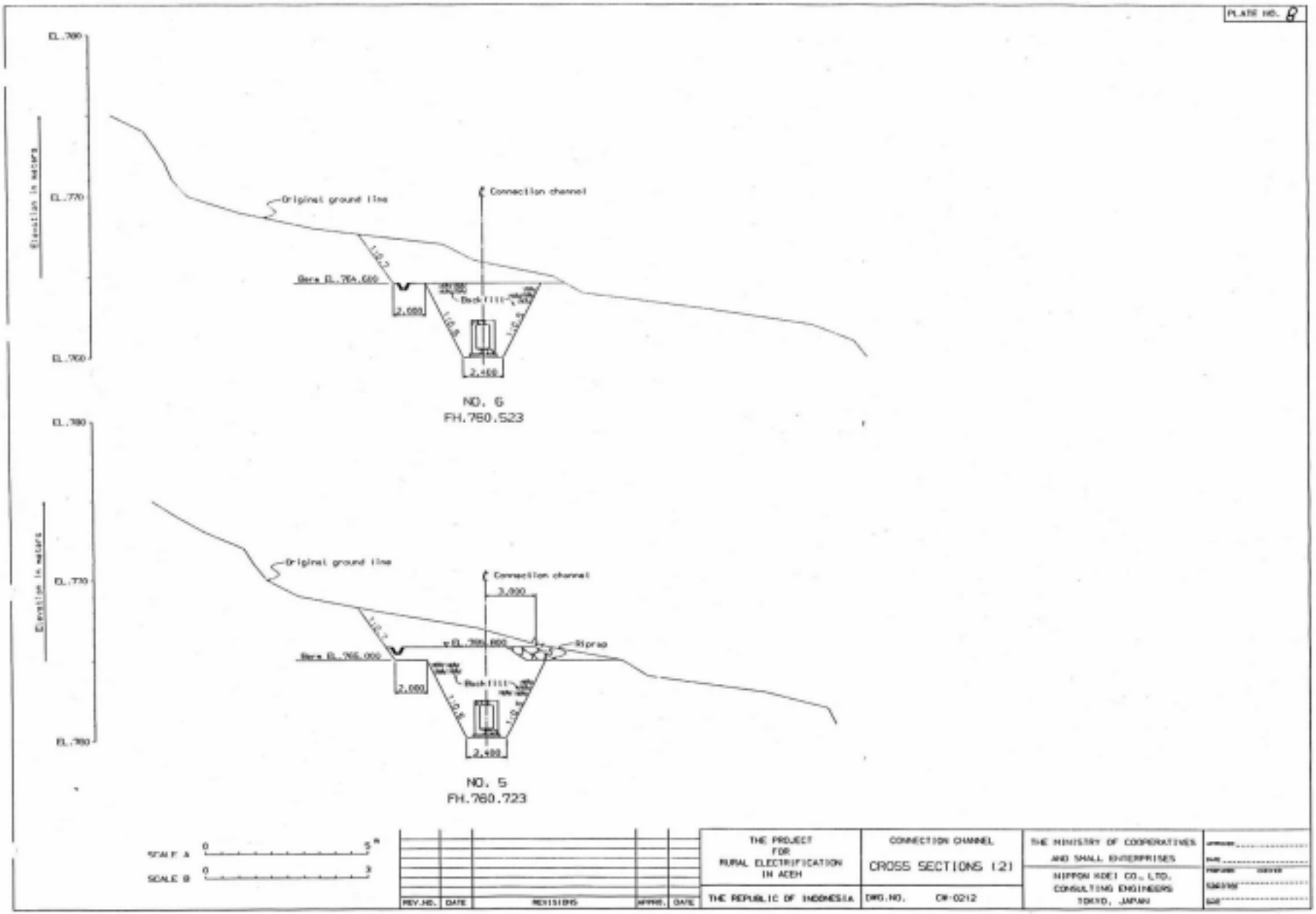
PLATE NO. 8
EL.780
EL.770
EL.760
Elevation in meters
Original ground line
Connection channel
Bare EL.764.600
Backfill
2.000
2.400
NO. 6
FH.760.523
EL.780
EL.770
EL.760
Elevation in meters
Original ground line
Connection channel
3.000
Riprap
Bare EL.766.000
Backfill
2.000
2.400
NO. 5
FH.760.723
SCALE A
SCALE B
REV.NO.
DATE
REVISIONS
APPRD.
DATE
THE PROJECT FOR RURAL ELECTRIFICATION IN ACEH
THE REPUBLIC OF INDONESIA
CONNECTION CHANNEL
CROSS SECTIONS (2)
DWG.NO. CW-0212
THE MINISTRY OF COOPERATIVES AND SMALL ENTERPRISES
NIPPON KOEI CO., LTD.
CONSULTING ENGINEERS
TOKYO, JAPAN

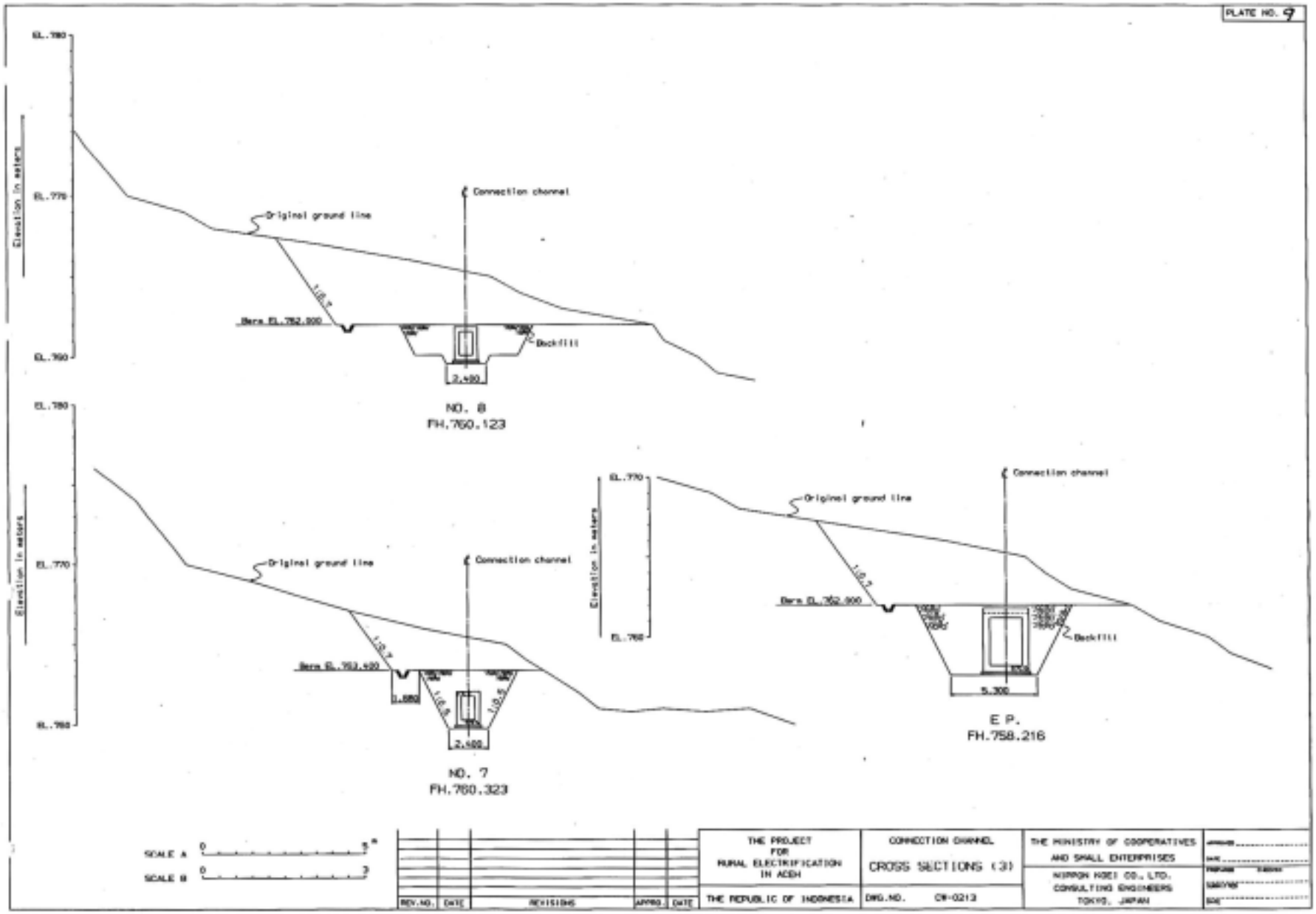
PLATE NO. 9
EL.780
EL.770
EL.760
Elevation in meters
Original ground line
Connection channel
1:0.7
Bere EL.762.900
Backfill
2.400
NO. 8
FH.760.123
EL.780
EL.770
EL.760
Elevation in meters
Original ground line
Connection channel
1:0.7
Bere EL.763.400
1.000
1:0.8
1:0.5
2.400
NO. 7
FH.760.323
EL.770
EL.760
Elevation in meters
Original ground line
Connection channel
1:0.7
Bere EL.762.900
Backfill
5.300
E P.
FH.758.216
SCALE A
SCALE B
REV.NO.
DATE
REVISIONS
APPRO.
DATE
THE PROJECT FOR RURAL ELECTRIFICATION IN ACEH
THE REPUBLIC OF INDONESIA
CONNECTION CHANNEL
CROSS SECTIONS (3)
DWG.NO. CH-0213
THE MINISTRY OF COOPERATIVES AND SMALL ENTERPRISES
NIPPON KOEI CO., LTD.
CONSULTING ENGINEERS
TOKYO, JAPAN

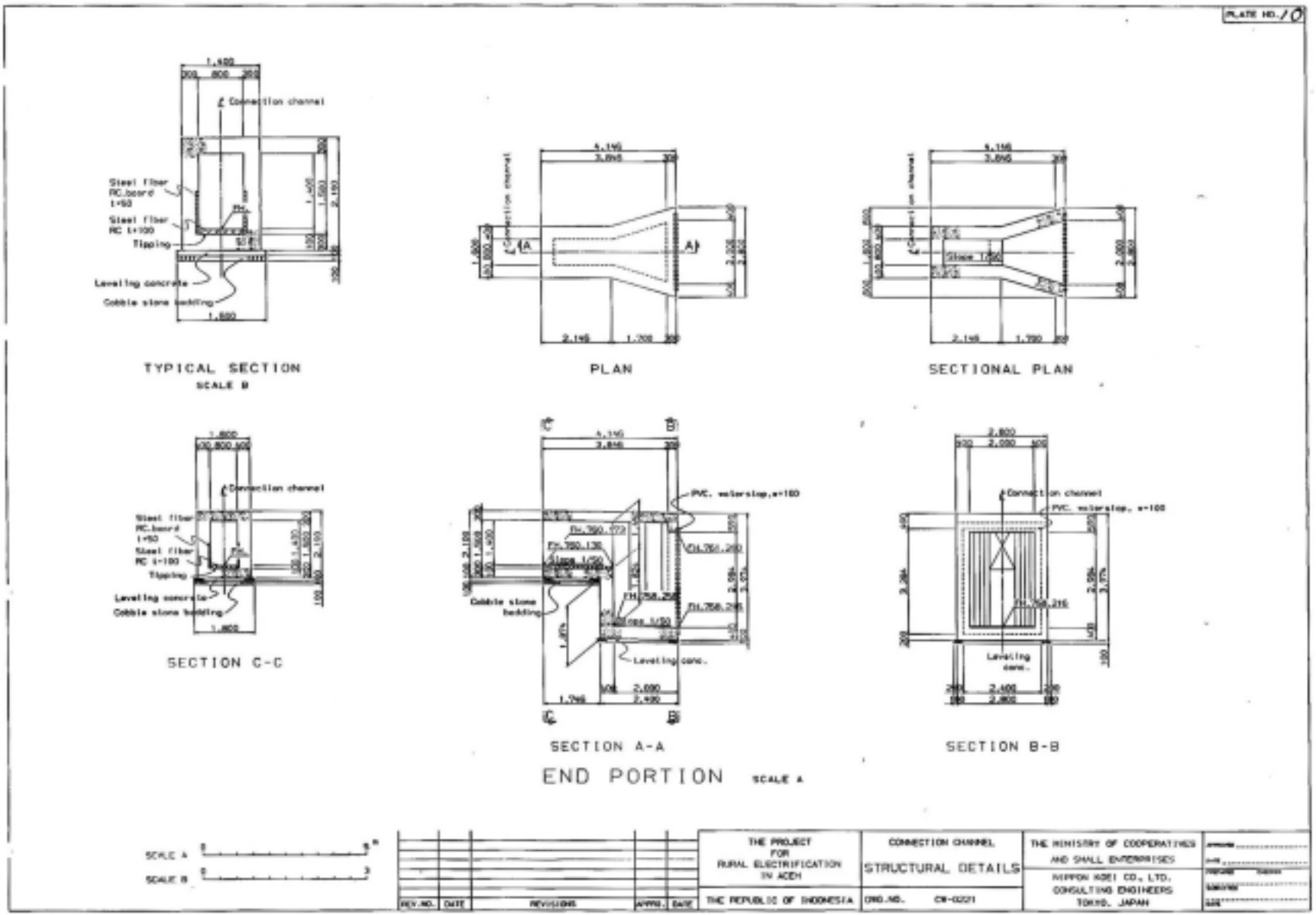
PLATE NO. 10
TYPICAL SECTION
SCALE B
PLAN
SECTIONAL PLAN
SECTION C-C
SECTION A-A
END PORTION
SCALE A
SCALE B
THE PROJECT FOR RURAL ELECTRIFICATION IN ACEH
THE REPUBLIC OF INDONESIA
CONNECTION CHANNEL
STRUCTURAL DETAILS
DWG.NO. CH-0021
THE MINISTRY OF COOPERATIVES AND SMALL ENTERPRISES
NIPPON KOEI CO., LTD.
CONSULTING ENGINEERS
TOKYO, JAPAN
REV.NO.
DATE
REVISIONS
APPRD.
DATE

PLATE NO. 77

Reinforcement Bar Arrangement

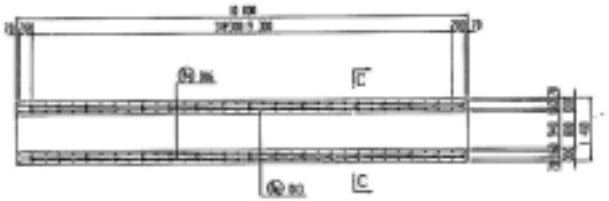

SECTION A-A

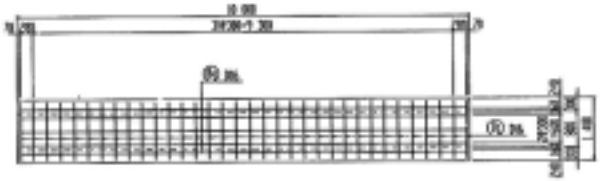

SECTION D-D

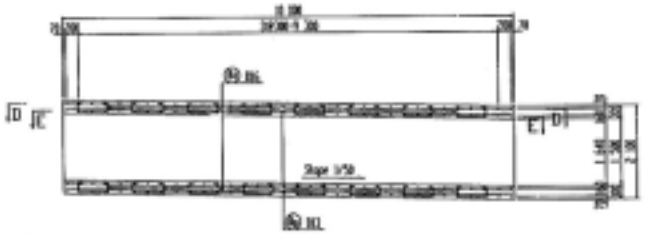

SECTION B-B

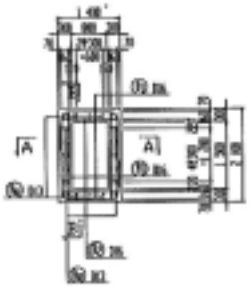

SECTION C-C

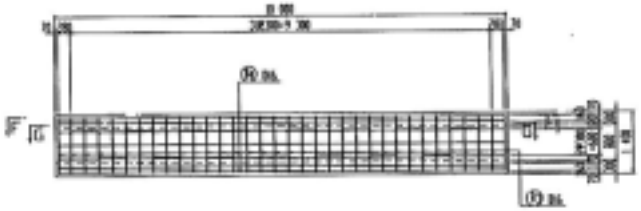

SECTION E-E

SCALE

REV. NO.	DATE	REVISIONS	APPRO.	DATE

THE PROJECT FOR RURAL ELECTRIFICATION IN ACEH	CONNECTION CHANNEL REINFORCEMENT BAR ARRANGEMENT (1)	THE MINISTRY OF COOPERATIVES AND SMALL ENTERPRISES
THE REPUBLIC OF INDONESIA	DWG.NO. CW-0231	NIPPON KOEI CO., LTD. CONSULTING ENGINEERS TOKYO, JAPAN

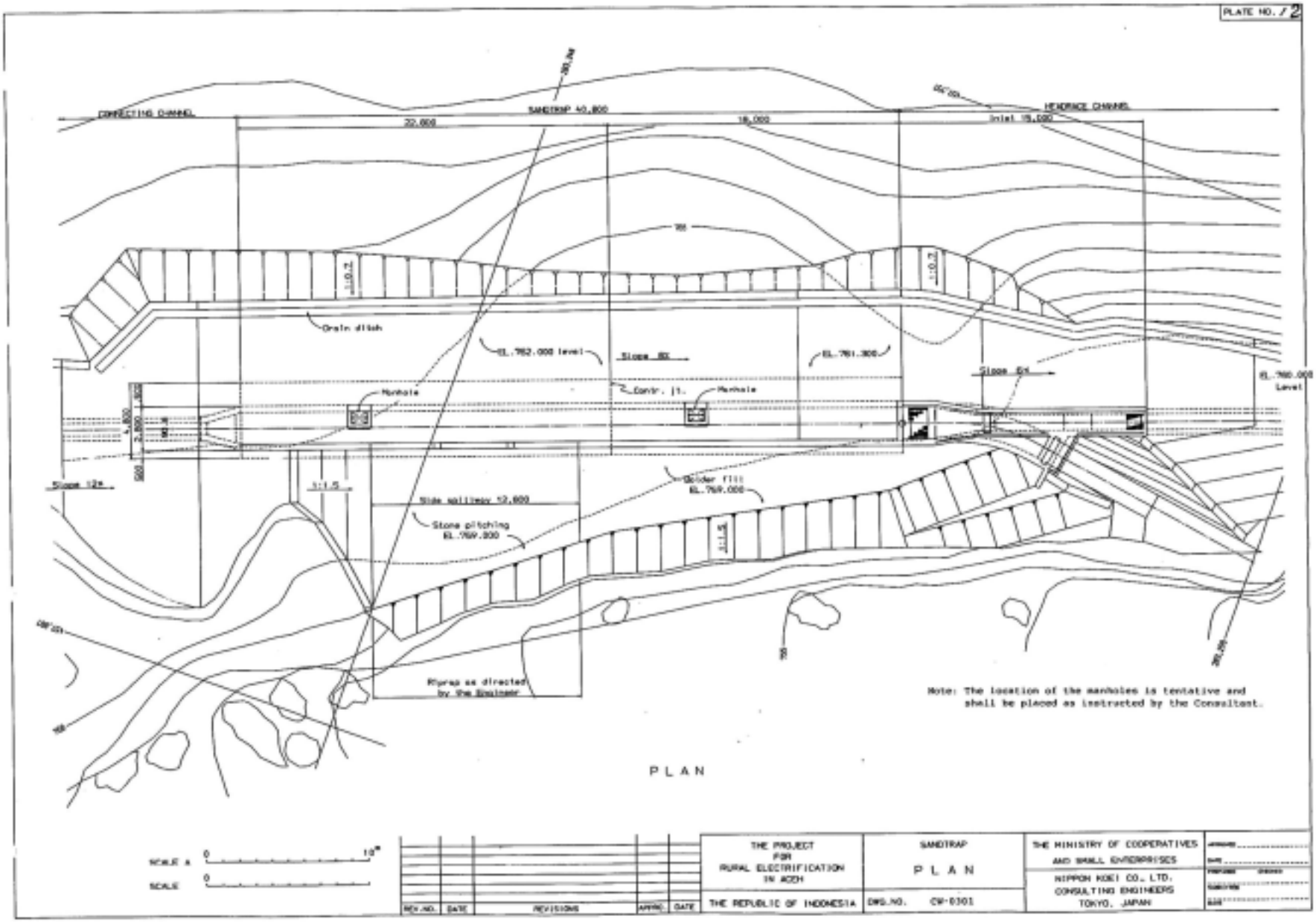
PLATE NO. / 2
CONNECTING CHANNEL
SANDTRAP 40,800
HEADRACE CHANNEL
22,000
18,000
Inlet 15,000
Grain ditch
EL.762.000 level
Slope 8%
EL.761.300
Slope 6%
EL.760.000 Level
Manhole
Contr. jt.
Manhole
Slope 12%
1:1.5
Side spillway 12,800
Stone pitching EL.769.000
Golder fill EL.769.000
Riprap as directed by the Engineer
Note: The location of the manholes is tentative and shall be placed as instructed by the Consultant.
PLAN
SCALE A
SCALE
REV.NO.
DATE
REVISIONS
APPRO.
DATE
THE PROJECT FOR RURAL ELECTRIFICATION IN ACEH
THE REPUBLIC OF INDONESIA
SANDTRAP
PLAN
DWG.NO. CW-0301
THE MINISTRY OF COOPERATIVES AND SMALL ENTERPRISES
NIPPON KOEI CO., LTD.
CONSULTING ENGINEERS
TOKYO, JAPAN

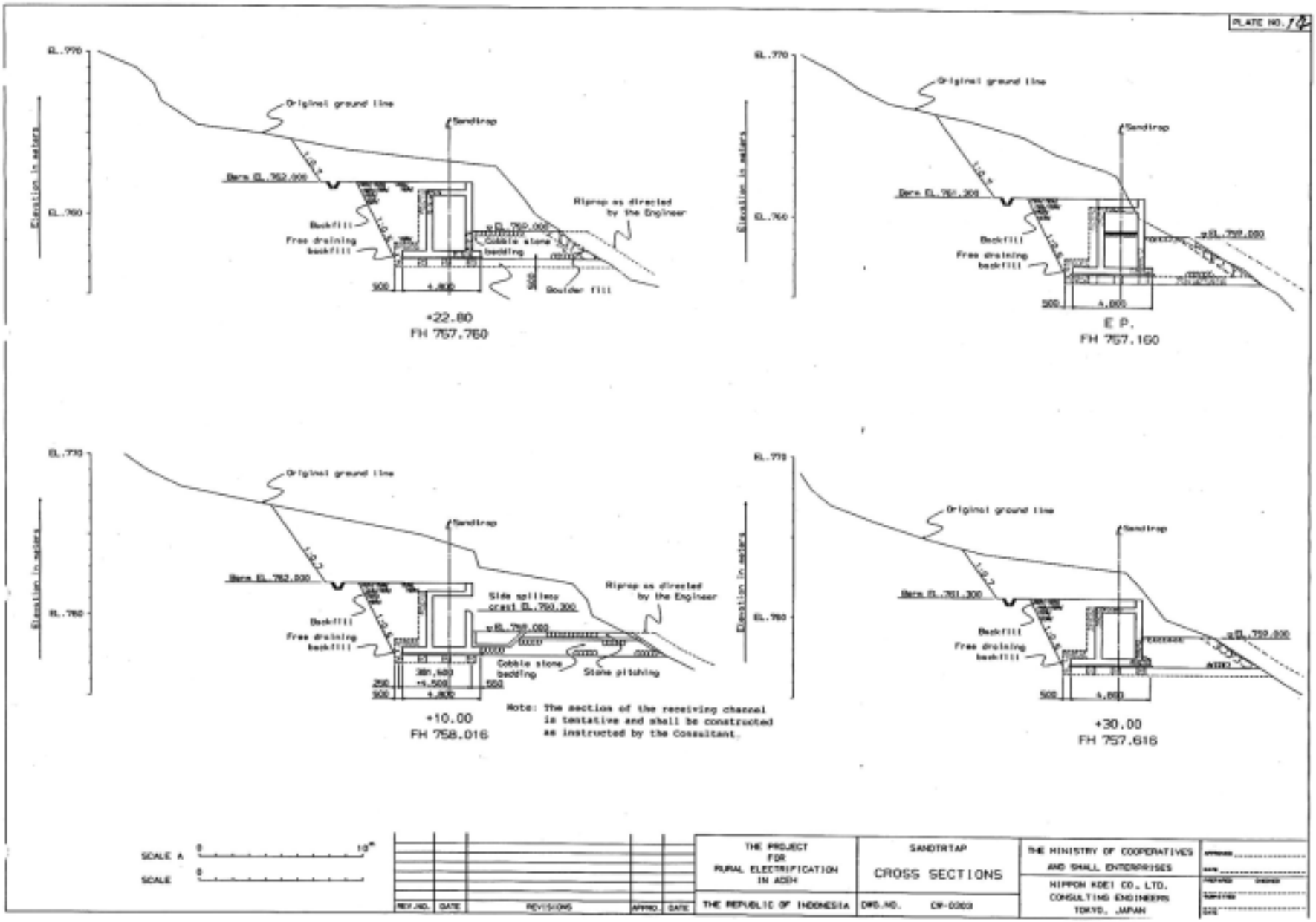
PLATE NO. 14
EL.770
EL.760
Elevation in meters
Original ground line
Sandtrap
Berm EL.762.000
Backfill
Free draining backfill
Riprap as directed by the Engineer
Cobble stone bedding
Boulder fill
+22.80
FH 757.760
Berm EL.761.300
E P.
FH 757.160
EL.770
EL.760
Berm EL.762.000
Side spillway crest EL.760.300
Stone pitching
+10.00
FH 758.016
Note: The section of the receiving channel is tentative and shall be constructed as instructed by the Consultant.
Berm EL.761.300
+30.00
FH 757.616
SCALE A
SCALE
REV.NO.
DATE
REVISIONS
APPRO.
THE PROJECT FOR RURAL ELECTRIFICATION IN ACEH
THE REPUBLIC OF INDONESIA
SANDTRAP
CROSS SECTIONS
DWG.NO. CP-0203
THE MINISTRY OF COOPERATIVES AND SMALL ENTERPRISES
NIPPON KOEI CO., LTD.
CONSULTING ENGINEERS
TOKYO, JAPAN

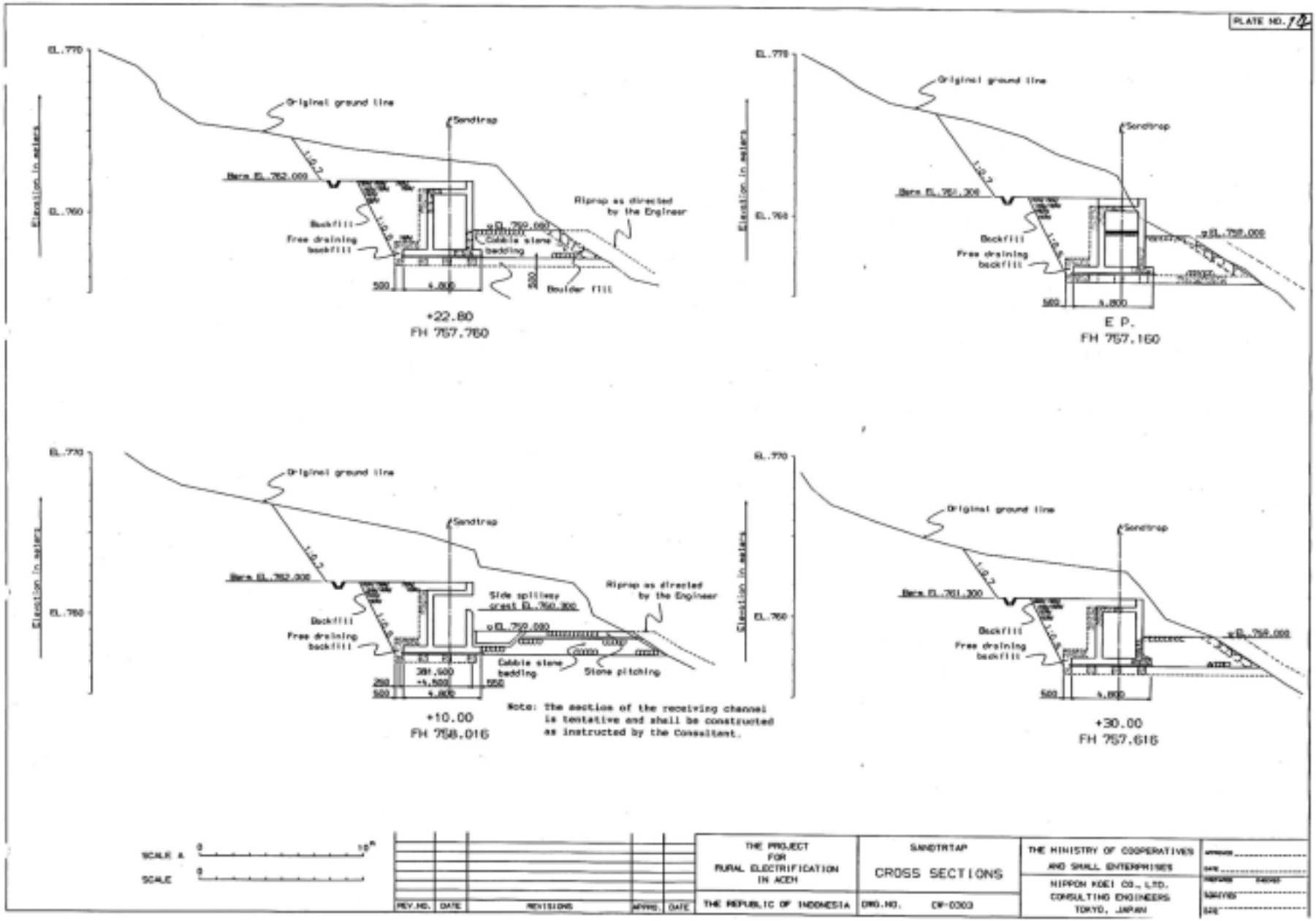
PLATE NO. 12
EL.770
EL.760
Elevation in meters
Original ground line
Sandtrap
Berm EL.762.000
Backfill
Free draining backfill
Riprap as directed by the Engineer
Cobble stone bedding
Boulder fill
+22.80
FH 757.760
Berm EL.761.300
E P.
FH 757.160
Side spillway crest EL.760.300
Stone pitching
+10.00
FH 758.016
Note: The section of the receiving channel is tentative and shall be constructed as instructed by the Consultant.
+30.00
FH 757.616
SCALE H.
SCALE
REV.NO.
DATE
REVISIONS
APPRO.
THE PROJECT FOR RURAL ELECTRIFICATION IN ACEH
THE REPUBLIC OF INDONESIA
SANDTRAP
CROSS SECTIONS
DWG.NO. CP-0303
THE MINISTRY OF COOPERATIVES AND SMALL ENTERPRISES
NIPPON KOEI CO., LTD.
CONSULTING ENGINEERS
TOKYO, JAPAN

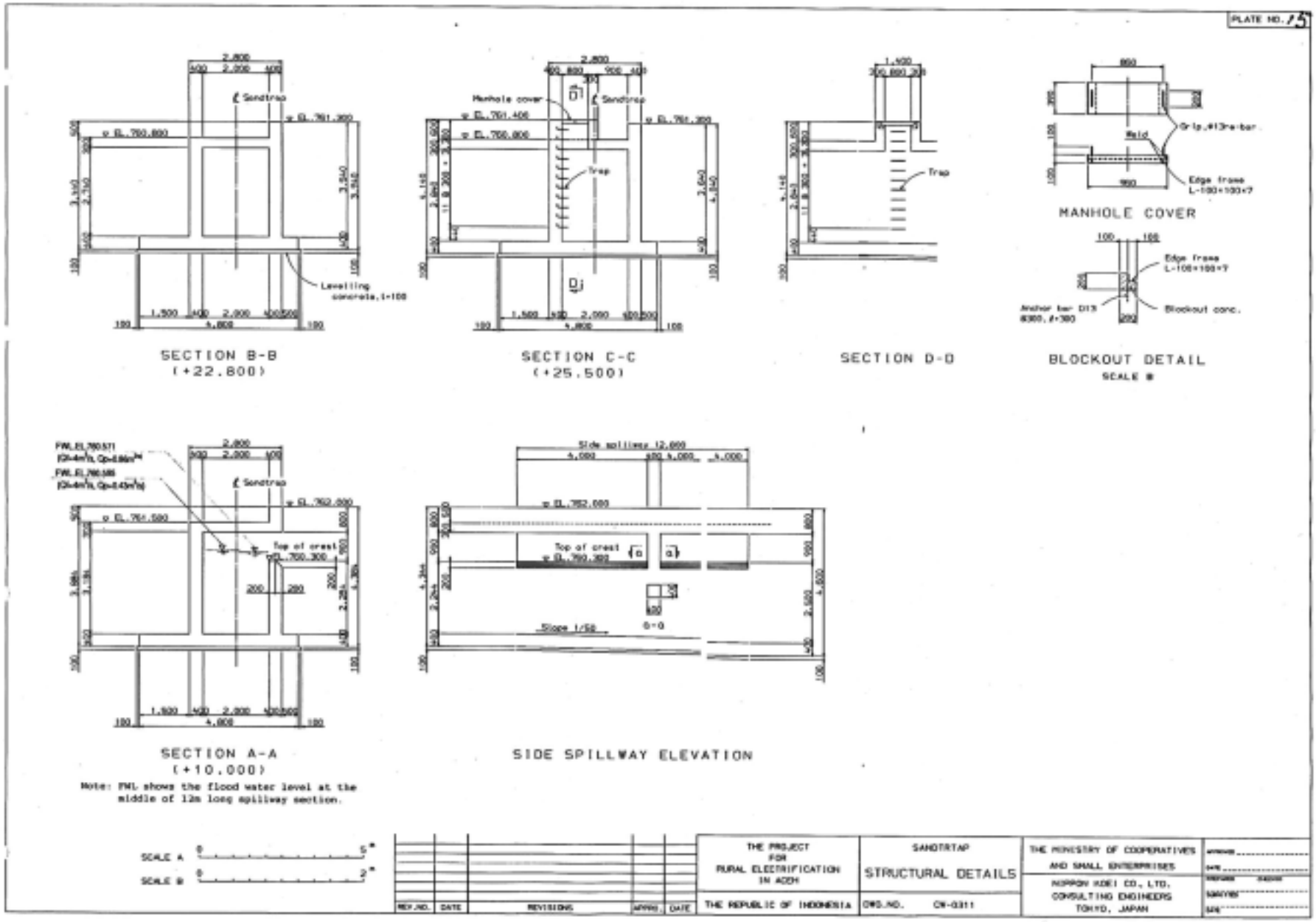
PLATE NO. 5
SECTION B-B
(+22.800)
SECTION C-C
(+25.500)
SECTION D-D
MANHOLE COVER
BLOCKOUT DETAIL
SCALE B
SECTION A-A
(+10.000)
Note: FWL shows the flood water level at the middle of 12m long spillway section.
SIDE SPILLWAY ELEVATION
SCALE A
SCALE B
THE PROJECT FOR RURAL ELECTRIFICATION IN ACEH
THE REPUBLIC OF INDONESIA
SANDTRAP
STRUCTURAL DETAILS
DWG.NO. CN-0311
THE MINISTRY OF COOPERATIVES AND SMALL ENTERPRISES
NIPPON KOEI CO., LTD. CONSULTING ENGINEERS TOKYO, JAPAN
REV.NO.
DATE
REVISIONS
APPRV.
DATE

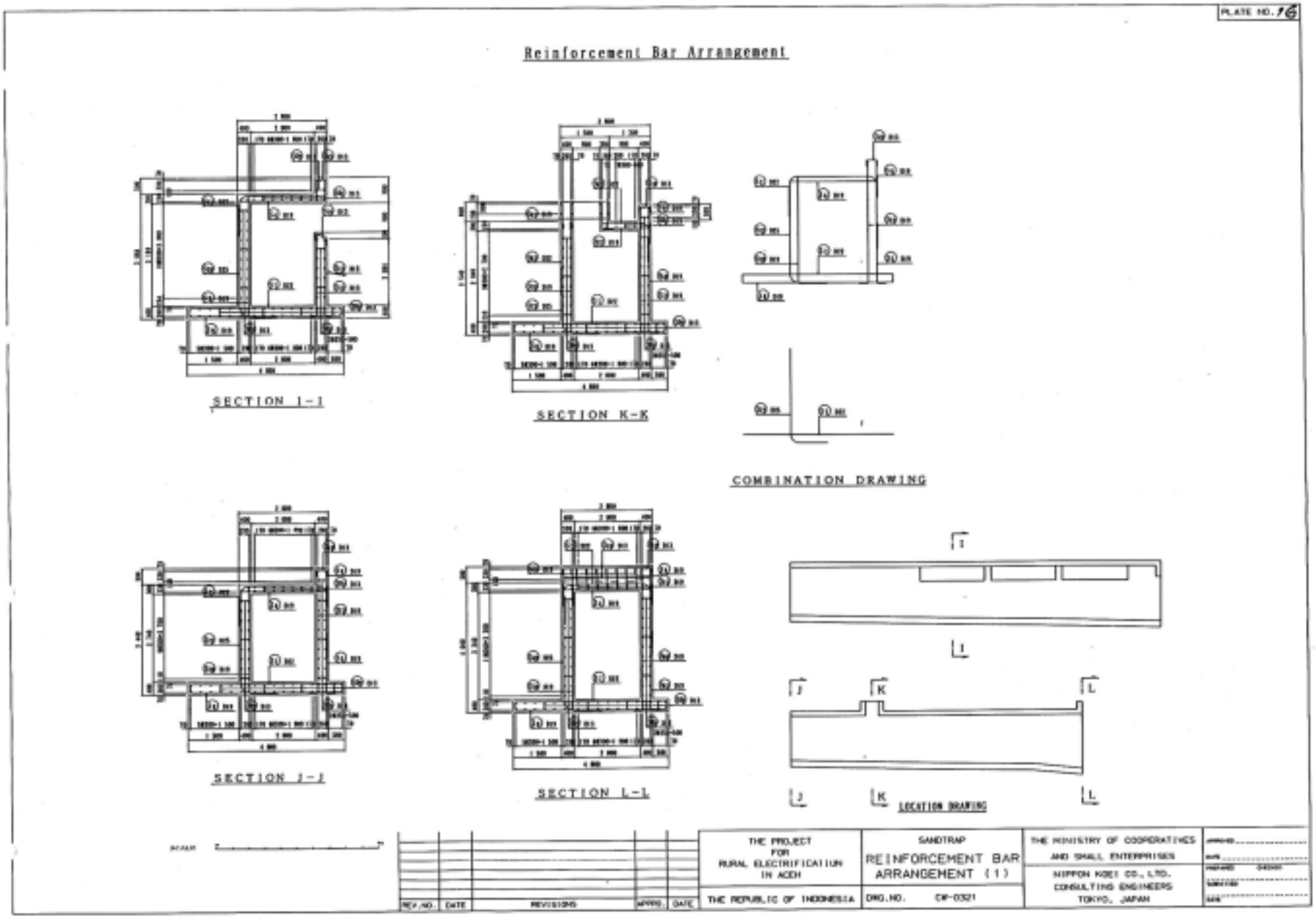
PLATE NO. 16
Reinforcement Bar Arrangement
SECTION I-I
SECTION K-K
COMBINATION DRAWING
SECTION J-J
SECTION L-L
LOCATION DRAWING
THE PROJECT FOR RURAL ELECTRIFICATION IN ACEH
THE REPUBLIC OF INDONESIA
SANDTRAP
REINFORCEMENT BAR ARRANGEMENT (1)
DWG.NO. CP-0321
THE MINISTRY OF COOPERATIVES AND SMALL ENTERPRISES
NIPPON KOEI CO., LTD.
CONSULTING ENGINEERS
TOKYO, JAPAN
REV.NO.
DATE
REVISIONS
APPRD.
DATE