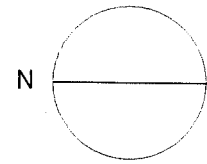


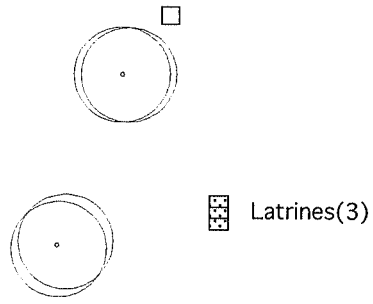
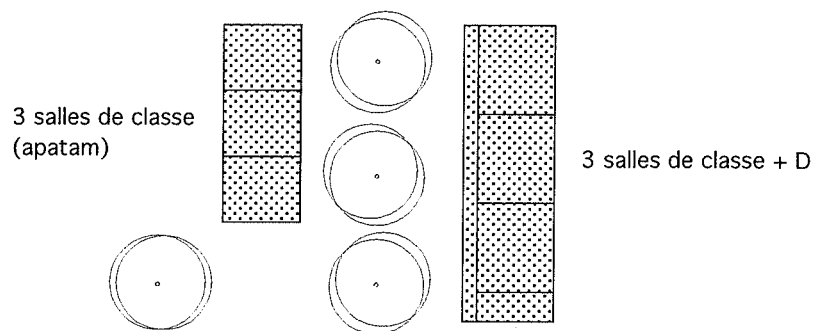
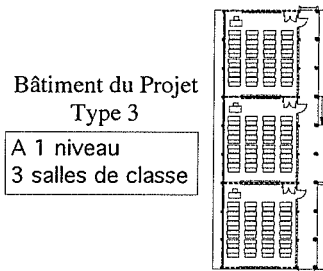
ANNEXE-5 Coût estimatif des travaux à la charge de la partie béninoise

N°	Travaux	N° de site	Coût (FCFA)	Contenu des travaux
1	Démolition des obstacles se trouvant sur le site d'école	7 sites	3,000,000	Démolition de 23 salles de classe en apatam
2	Terrassement du terrain	25 sites	7,500,000	Excavation, remblayage, terrassement en partie
3	Amélioration de la route d'accès	15 sites	10,000,000	Construction des clôtures, des Portails et des voies d'accès dans les écoles
4	Amélioration de la route d'accès	15 sites	4,500,000	Construction provisoire de hangars ou d'apatams pour abriter les salles de classe
5	Sensibilisation à la maintenance et à l'entretien	30 sites	15,000,000	Sensibilisation par l'administration du MEPS des populations bénéficiaires sur l'entretien et la maintenance des infrastructures construites
Total			40,000,000	

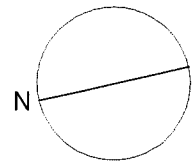
ANNEXE-6 Etat actuel des sites et plans de disposition des bâtiments du Projet



ECHELLE: 1/800
0 2 4 8 16 32m

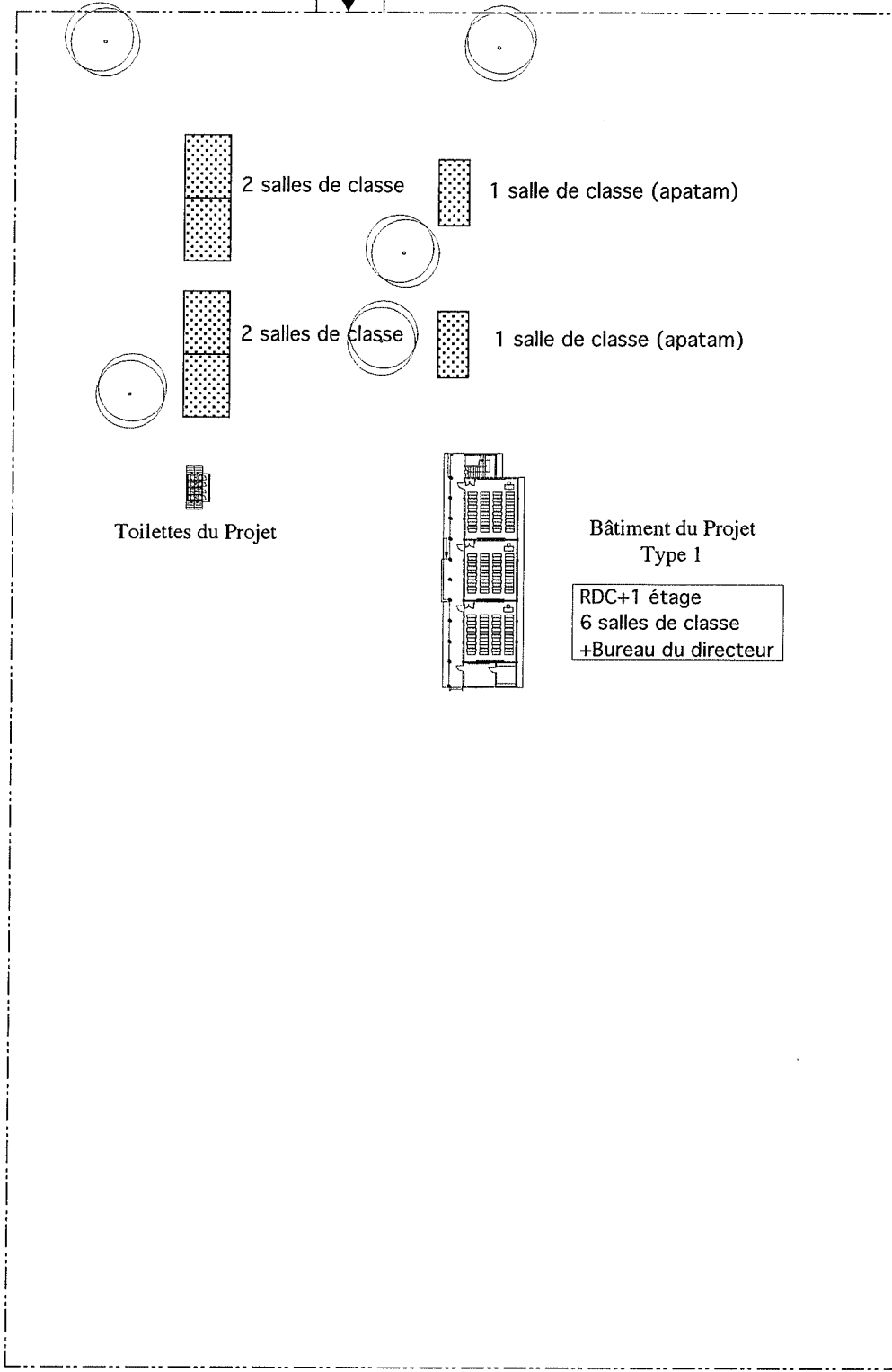


TYPE 3	
Superficie	60,000m ²
Surface du Bâtiment	281.7m ²
Surface des Toilettes	- m ²
Total	281.7m ²

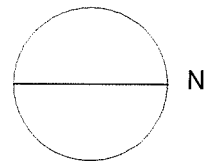


ECHELLE: 1/1000

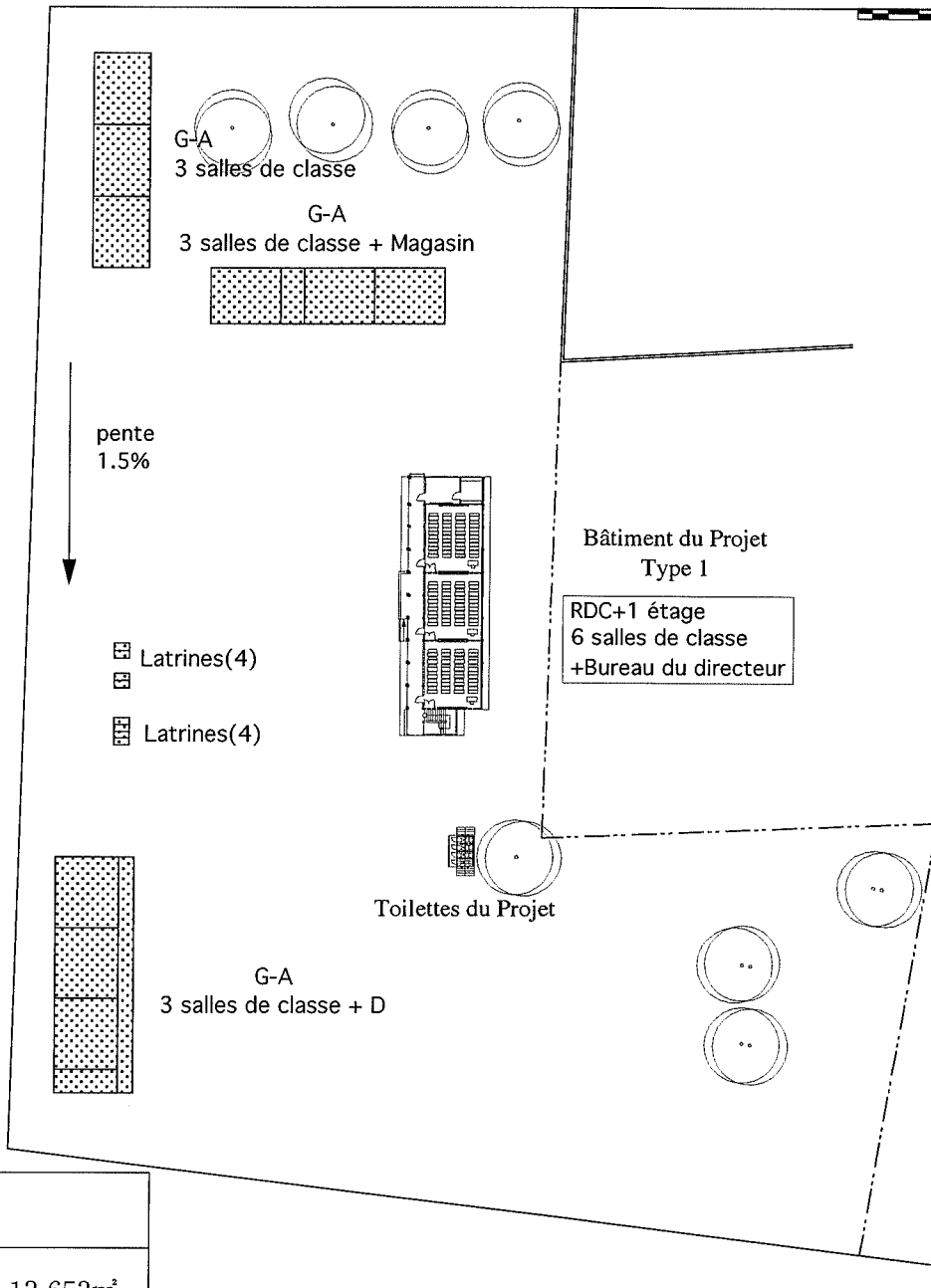
0 2 4 8 16 32m



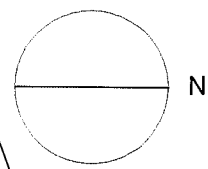
TYPE 1	
Superficie	40,000m ²
Surface du Bâtiment	631.1m ²
Surface des Toilettes	21.9m ²
Total	653.0m ²




ECHELLE:1/1000
0 2 4 8 16 32m



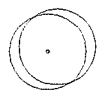
TYPE 1	
Superficie	13,653m ²
Surface du Bâtiment	631.1m ²
Surface des Toilettes	21.9m ²
Total	653.0m ²



ECHELLE:1/1000



Latrines(6)



G-B
2 salles de classe
(apatam)

G-B salle de classe
(banco)

G-B
1 salle de classe
(banco)

G-A
3 salles de classe

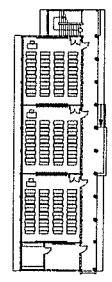
G-A
2 salles de classe + D

G-A
1 salle de classe

↑
pente 5%

Bâtiment du Projet
Type 1

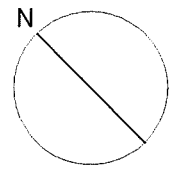
RDC+1 étage
6 salles de classe
+Bureau du directeur




Toilettes du Projet

G-A
2 salles de classe
Utilisées pour G-B


TYPE 1	
Superficie	18,328m ²
Surface du Bâtiment	631.1m ²
Surface des Toilettes	21.9m ²
Total	653.0m ²



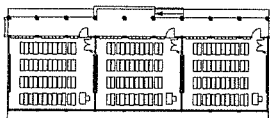
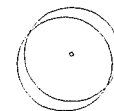
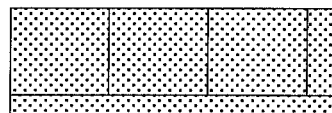
ECHELLE:1/800



3 salles de classe



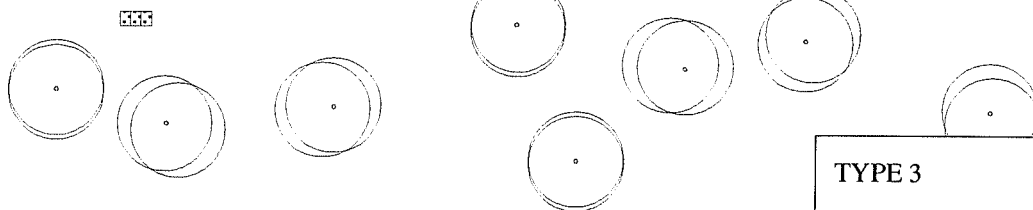
3 salles de classe + D



Bâtiment du Projet
Type 3

A 1 niveau
3 salles de classe

Latrines(3)



TYPE 3	
Superficie	60,000m ²
Surface du Bâtiment	281.7m ²
Surface des Toilettes	- m ²
Total	281.7m ²

Latrines(4)

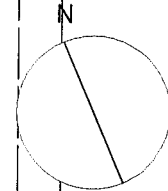

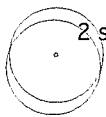


G-B

G-C

2 salles de classe

1 salle de classe



ECHELLE: 1/800

0 2 4 8 16 32m



G-B 3 salles de classe + D

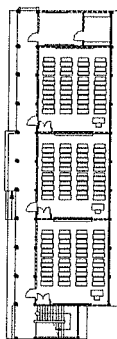
G-C (apatam)

G-B 3 salles de classe

G-C (apatam)

Bâtiment du Projet
Type 1

RDC+1 étage
6 salles de classe
+Bureau du directeur



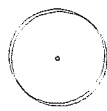
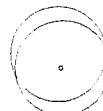
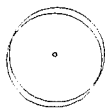
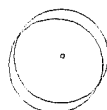
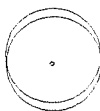
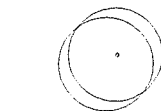
Toilettes du Projet



Latrines(4)




↑
pente
2%



G-C 3 salles de classe
(banco)

G-A
3 salles de classe
(banco)

G-A 1 salles de classe



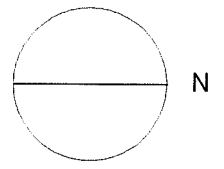
TYPE 1

Superficie 20,000m²

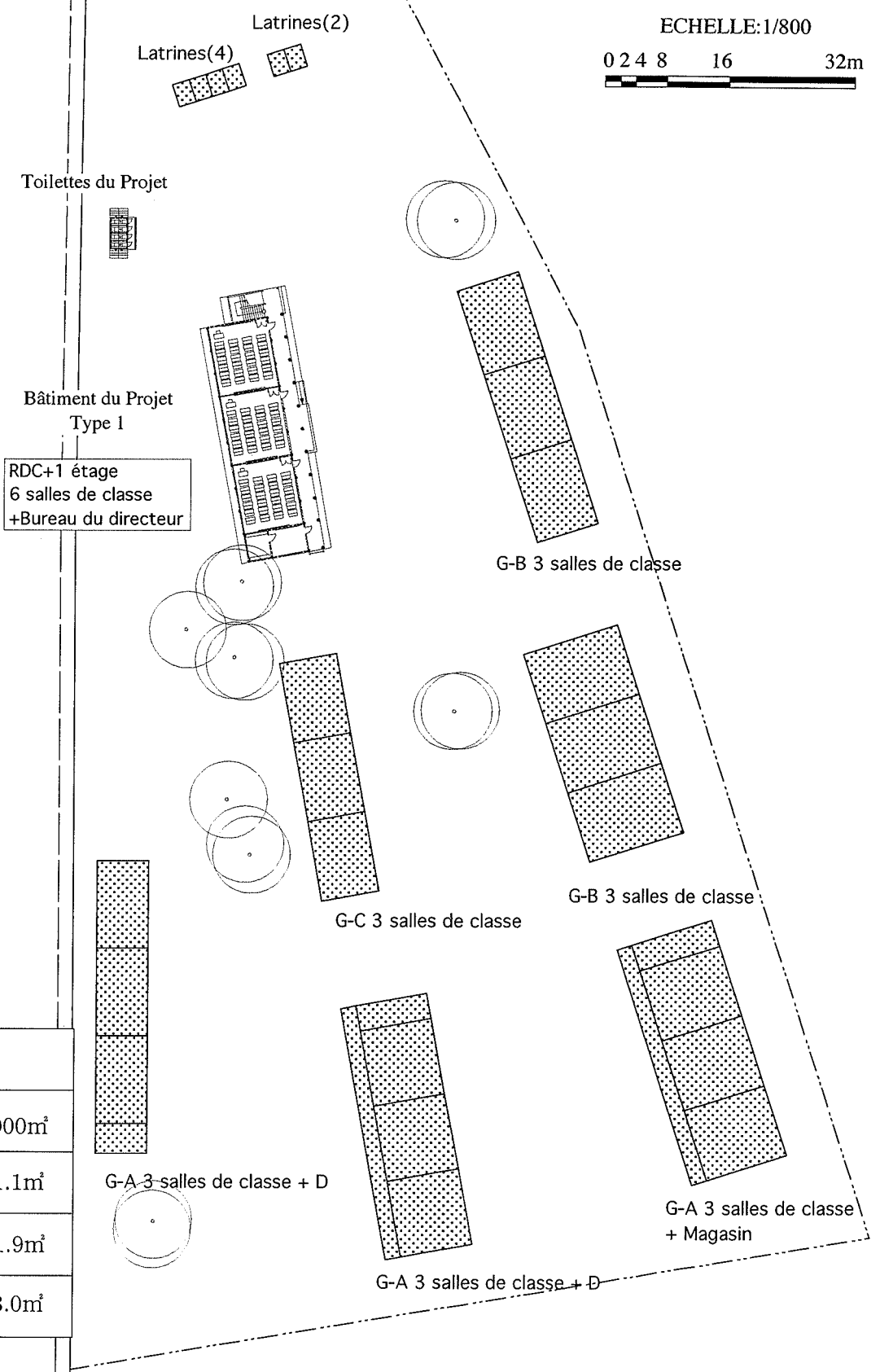

Surface du Bâtiment 631.1m²

Surface des Toilettes 21.9m²

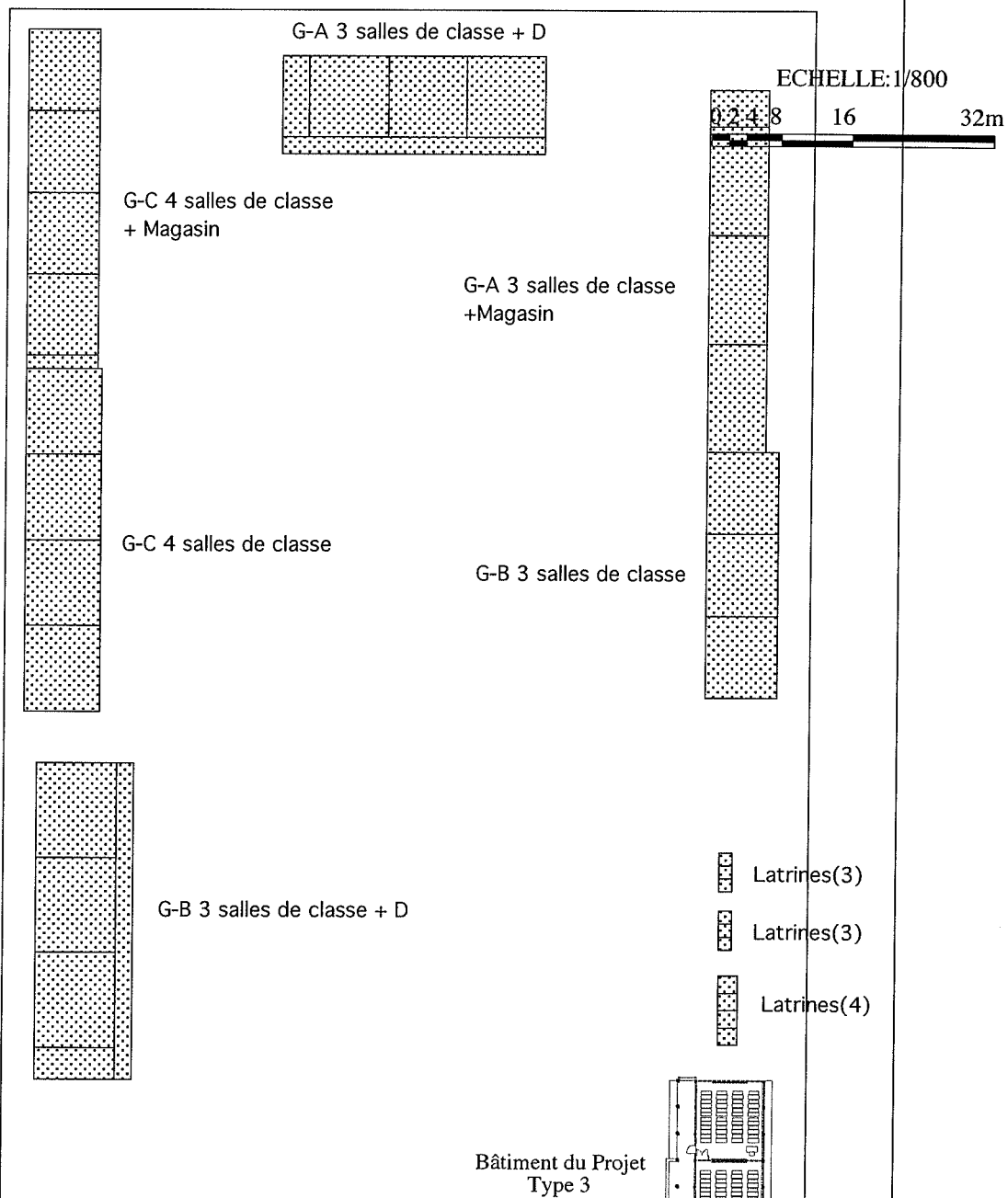
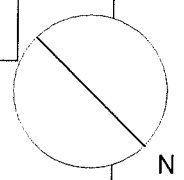
Total 653.0m²



ECHELLE:1/800

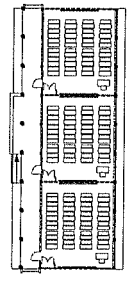


TYPE 1	
Superficie	10,000m ²
Surface du Bâtiment	631.1m ²
Surface des Toilettes	21.9m ²
Total	653.0m ²

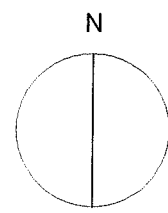


Bâtiment du Projet
Type 3

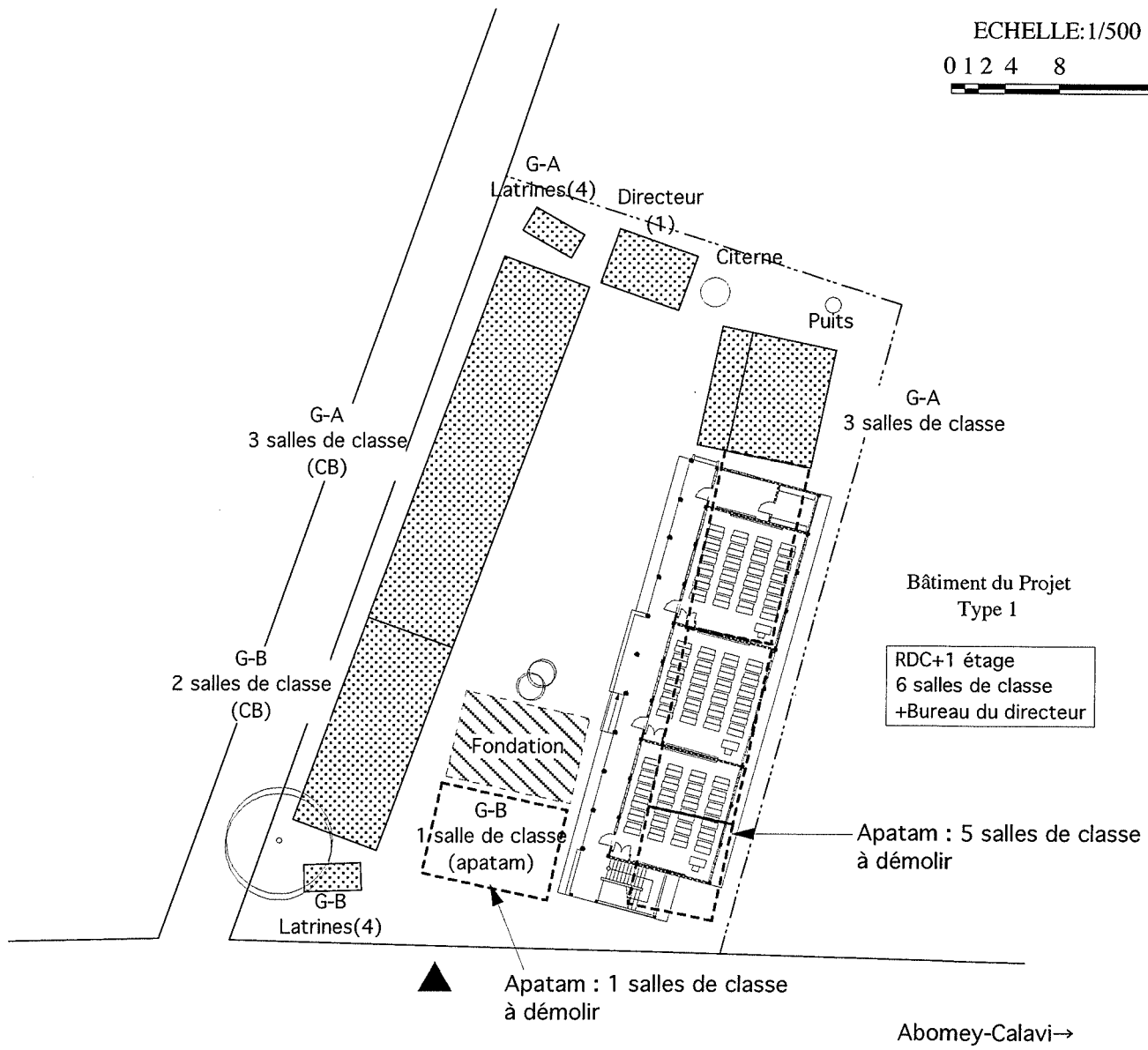
A 1 niveau
3 salles de classe



TYPE 3	
Superficie	25,000m ²
Surface du Bâtiment	281.7m ²
Surface des Toilettes	- m ²
Total	281.7m ²

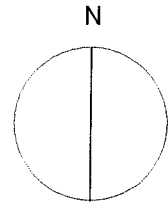


ECHELLE:1/500
 0 1 2 4 8 16m

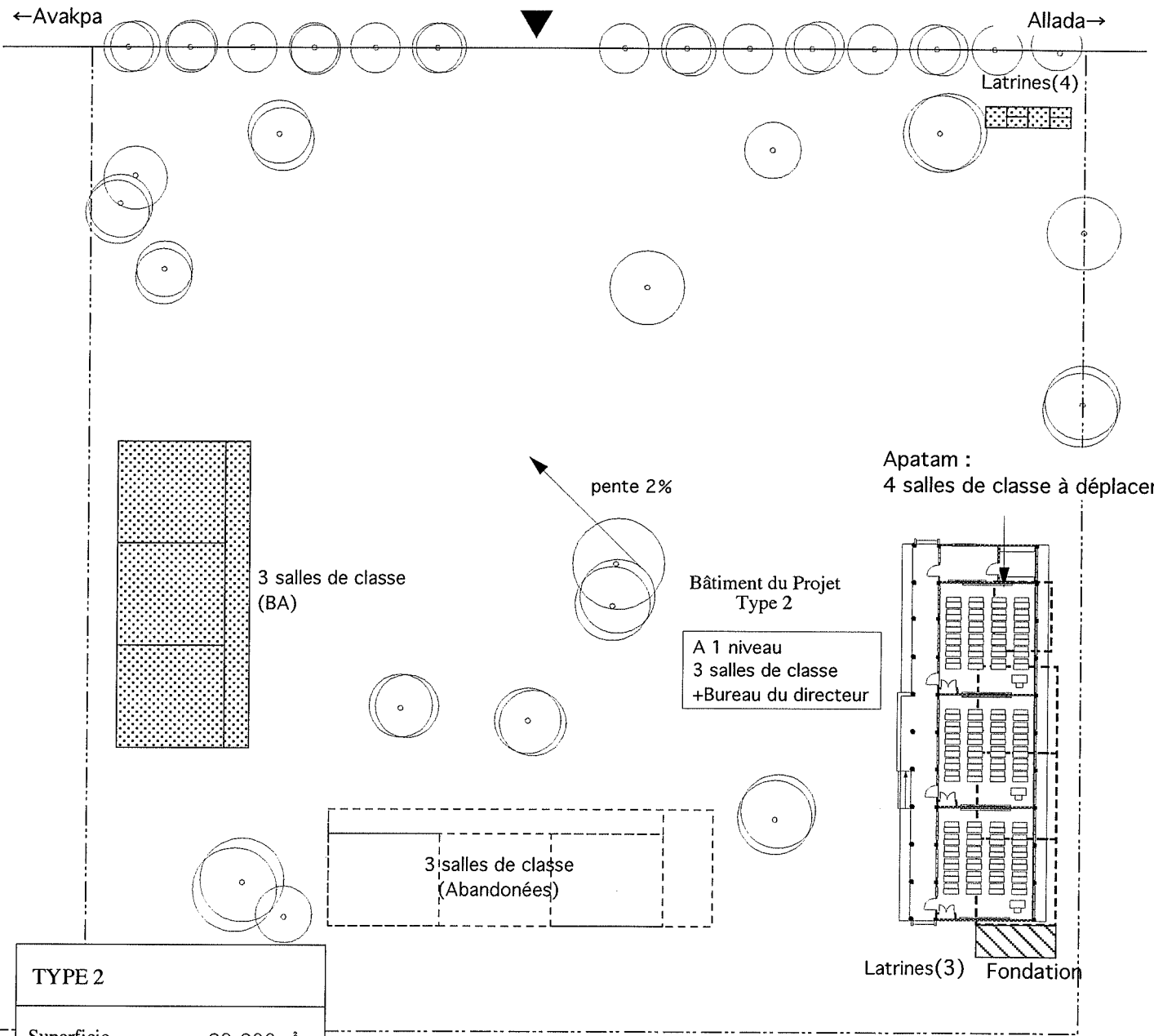
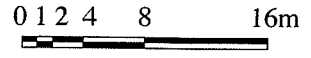


Bâtiment du Projet
 Type 1
 RDC+1 étage
 6 salles de classe
 +Bureau du directeur

TYPE 1	
Superficie	1,850m ²
Surface du Bâtiment	631.1m ²
Surface des Toilettes	- m ²
Total	631.1m ²

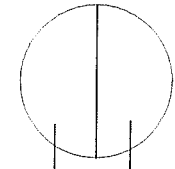


ECHELLE: 1/500



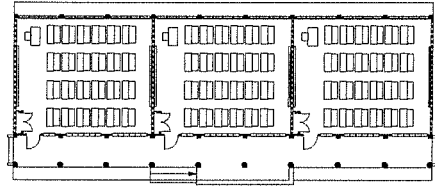
TYPE 2	
Superficie	29,200m ²
Surface du Bâtiment	317.3m ²
Surface des Toilettes	- m ²
Total	317.3m ²

N



ECHELLE: 1/500

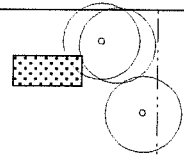
0 1 2 4 8 16m



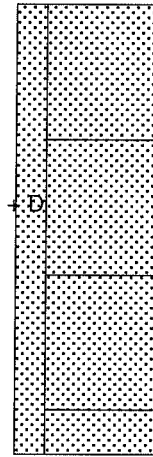
Bâtiment du Projet
Type 3

A 1 niveau
3 salles de classe

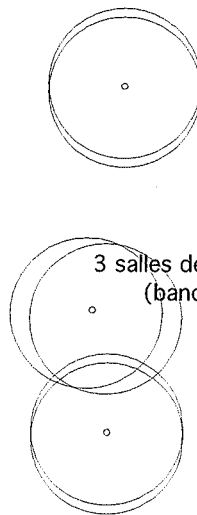
Latrines(4)




3 salles de classe
(BA)



3 salles de classe
(banco)

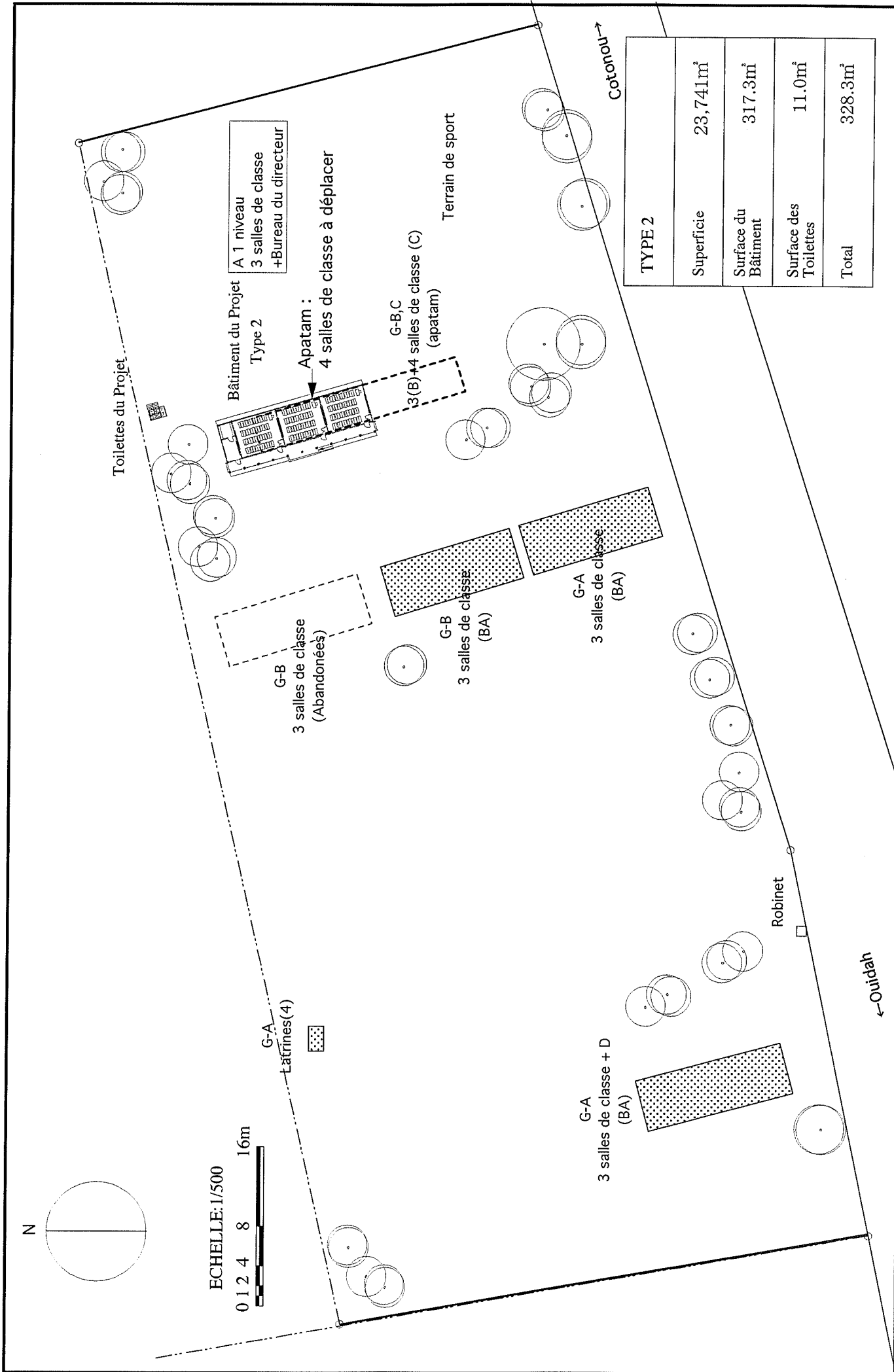


3 salles de classe
(banco)



← Kpomasse

TYPE 3	
Superficie	12,370m ²
Surface du Bâtiment	281.7m ²
Surface des Toilettes	- m ²
Total	281.7m ²



Toilettes du Projet

A 1 niveau
3 salles de classe
+ Bureau du directeur

Bâtiment du Projet
Type 2

Apatam :
4 salles de classe à déplacer

G-B, C
3 (B) + 4 salles de classe (C)
(apatam)

Terrain de sport

G-B
3 salles de classe
(Abandonnées)

G-B
3 salles de classe
(BA)

G-A
3 salles de classe
(BA)

G-A
Latrines (4)

Robinet

G-A
3 salles de classe + D
(BA)

← Ouidah

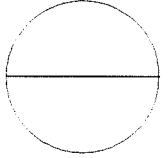
Cotonou →

TYPE 2	
Superficie	23,741m ²
Surface du Bâtiment	317.3m ²
Surface des Toilettes	11.0m ²
Total	328.3m ²

ECHELLE: 1/500



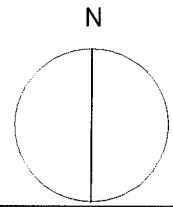
N



ATL6 TOVE/C

S/PREFECTURE ; OUIDAH

S=1:500

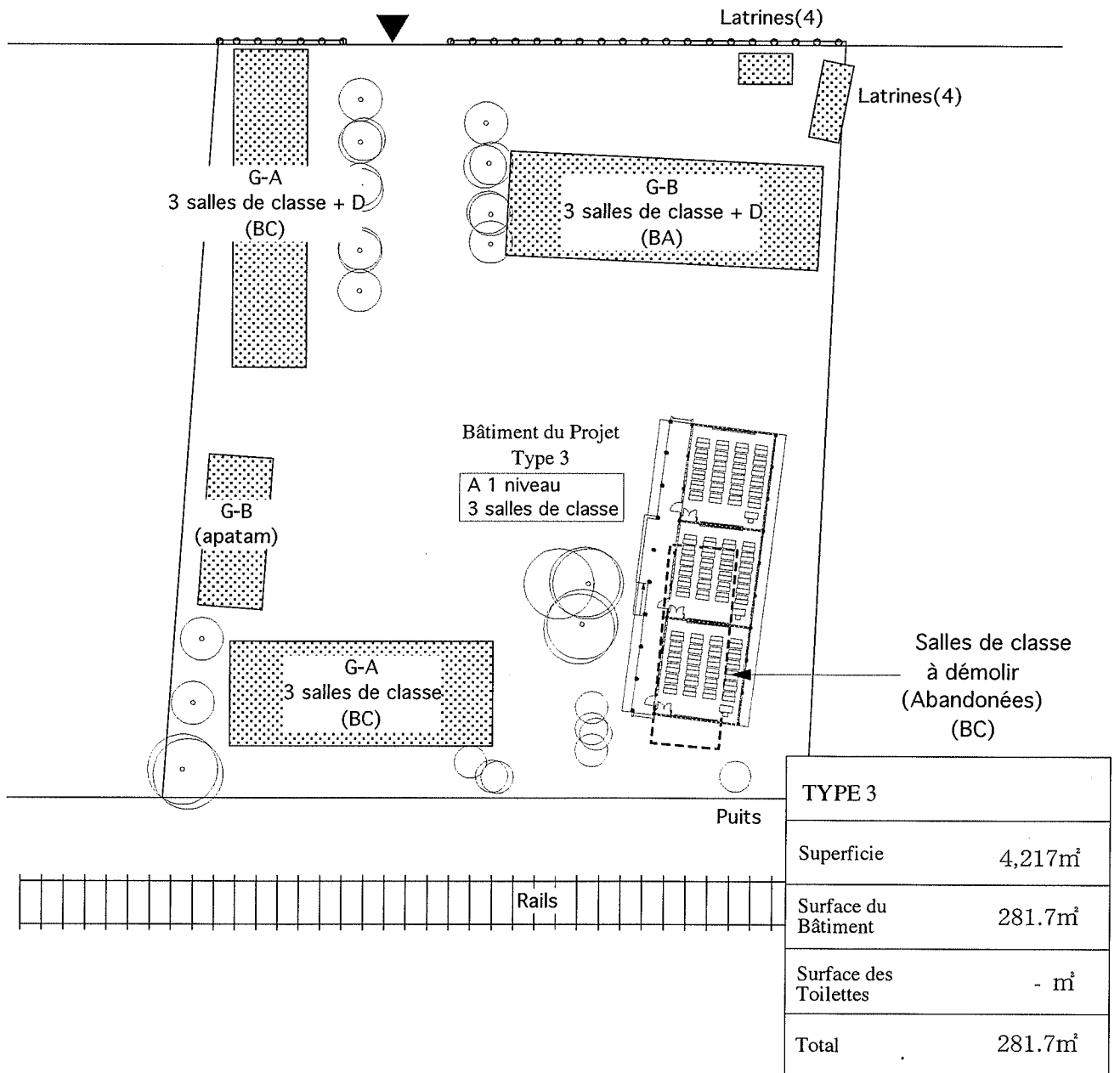


ECHELLE: 1/600
0 1 2 4 8 16m

←Ouidah

RNIE No1

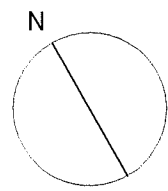
Cotonou→



ATL7 AHOZON/B

S/PREFECTURE ; OUIDAH

S=1:600

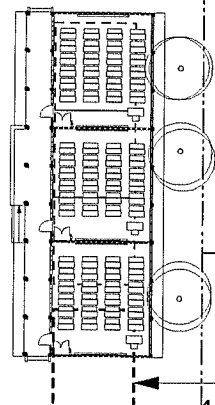


ECHELLE: 1/600
0 1 2 4 8 16m

Latrines (4+2)

Bâtiment du Projet
Type 3
A 1 niveau
3 salles de classe

Champ



Apatam :
4 salles de classe
à déplacer

Terrain
de sport

Abomey →

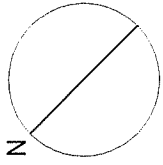
← RNIE 2

← Allada



(U2)

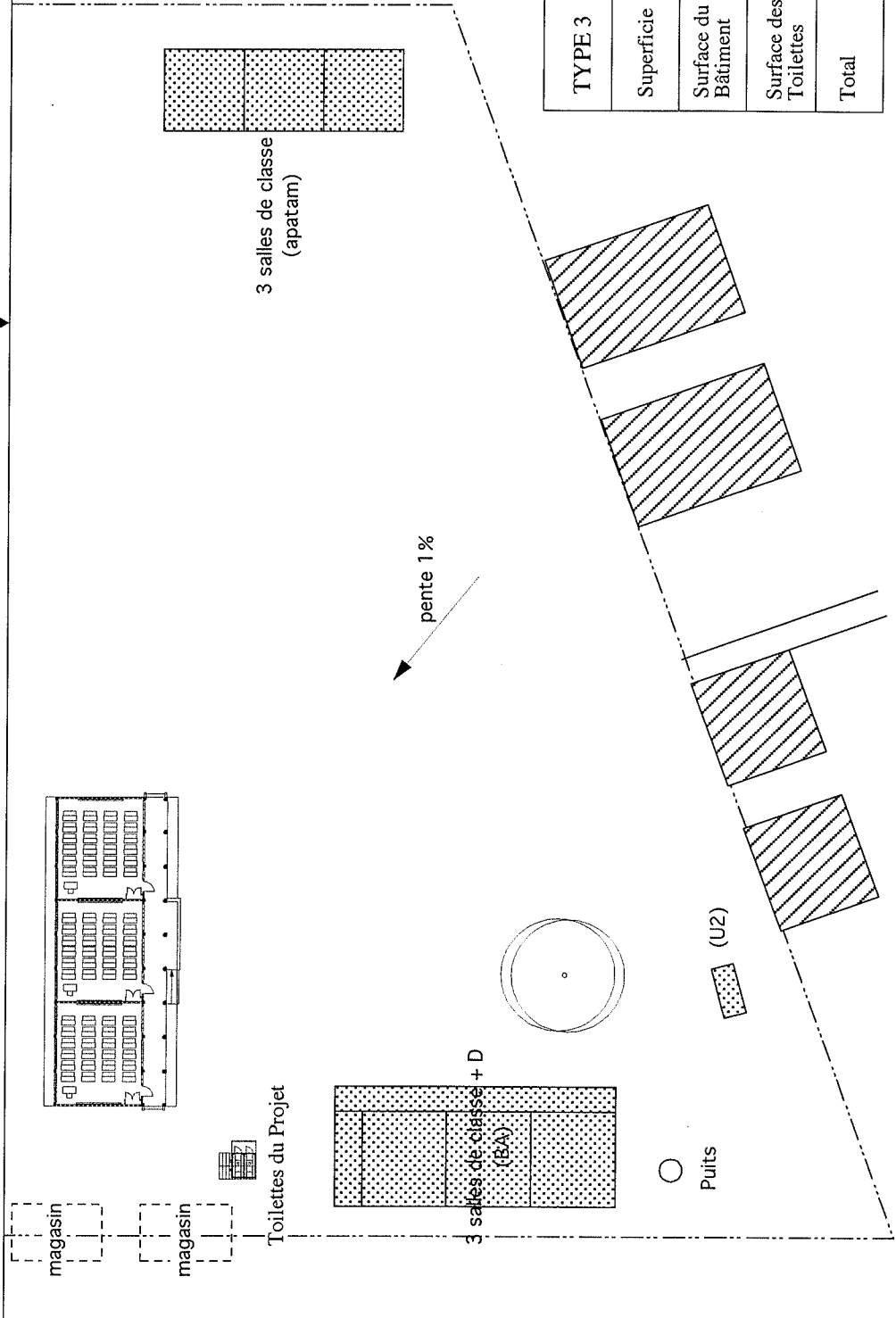
TYPE 3	
Superficie	39,847m ²
Surface du Bâtiment	281.7m ²
Surface des Toilettes	- m ²
Total	281.7m ²



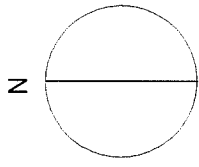
Bâtiment du Projet
Type 3

A 1 niveau
3 salles de classe

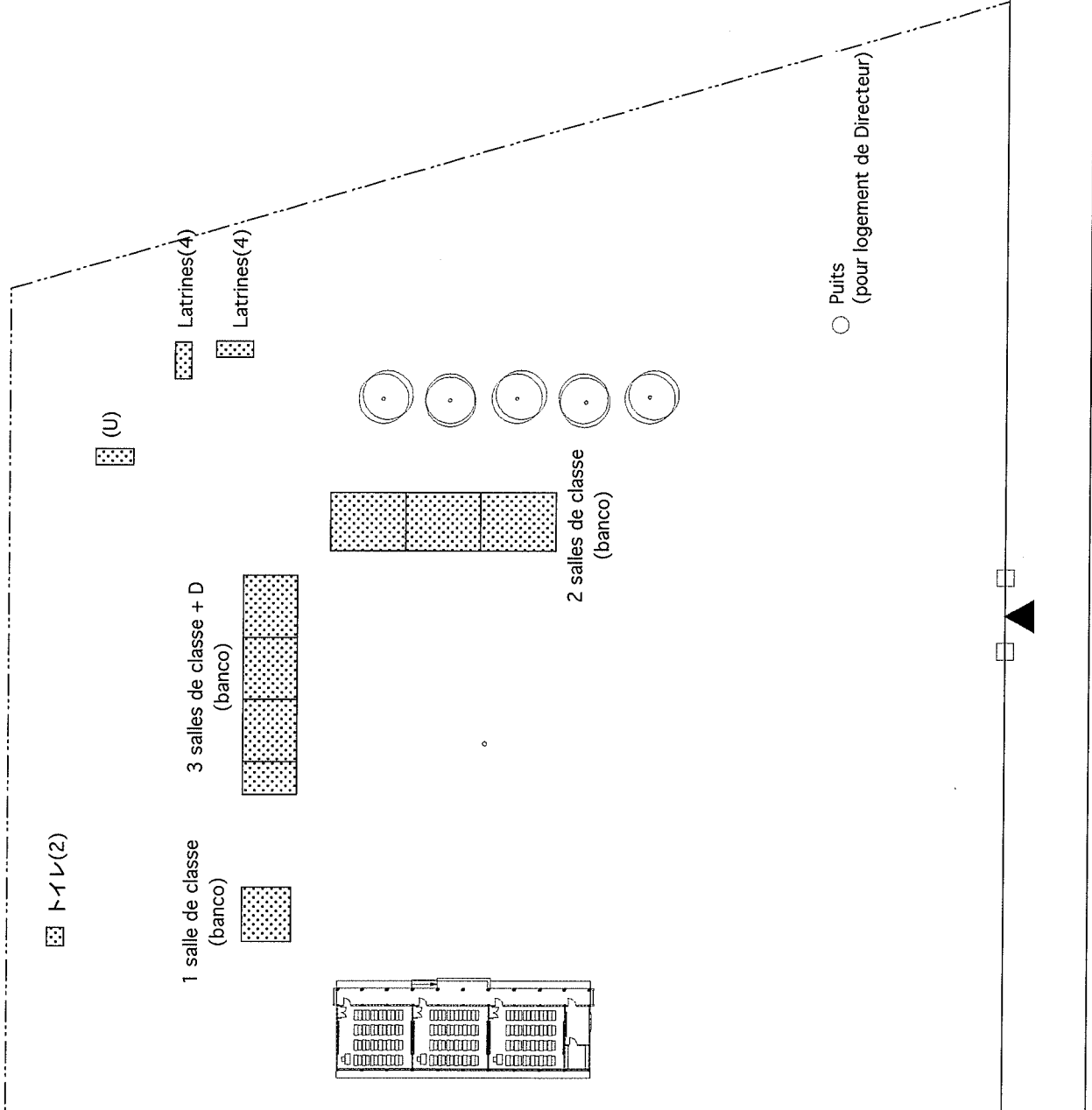
ECHELLE: 1/600
0 1 2 4 8 16m



TYPE 3	
Superficie	10,000m ²
Surface du Bâtiment	281.7m ²
Surface des Toilettes	11.0m ²
Total	292.7m ²



ECHELLE: 1/800



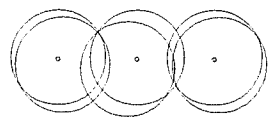
Bâtiment du Projet
Type 2

- A 1 niveau
- 3 salles de classe
- + Bureau du directeur


TYPE 2		
Superficie	15,000m ²	
Surface du Bâtiment	317.3m ²	
Surface des Toilettes	- m ²	
Total	317.3m ²	

R-2


Latrines(5)



Réservoir



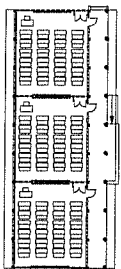
G-A
3 salles de classe
(banco)



G-A 3 salles de classe + D



G-B 3 salles de classe (banco)



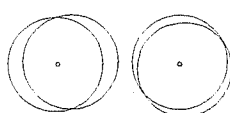
Bâtiment du Projet
Type 3

A 1 niveau
3 salles de classe

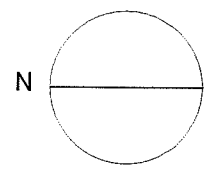
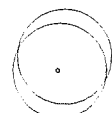
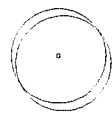


Latrines(4)


Ecole de G-B



Terrain de sport

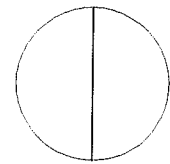


ECHELLE: 1/800



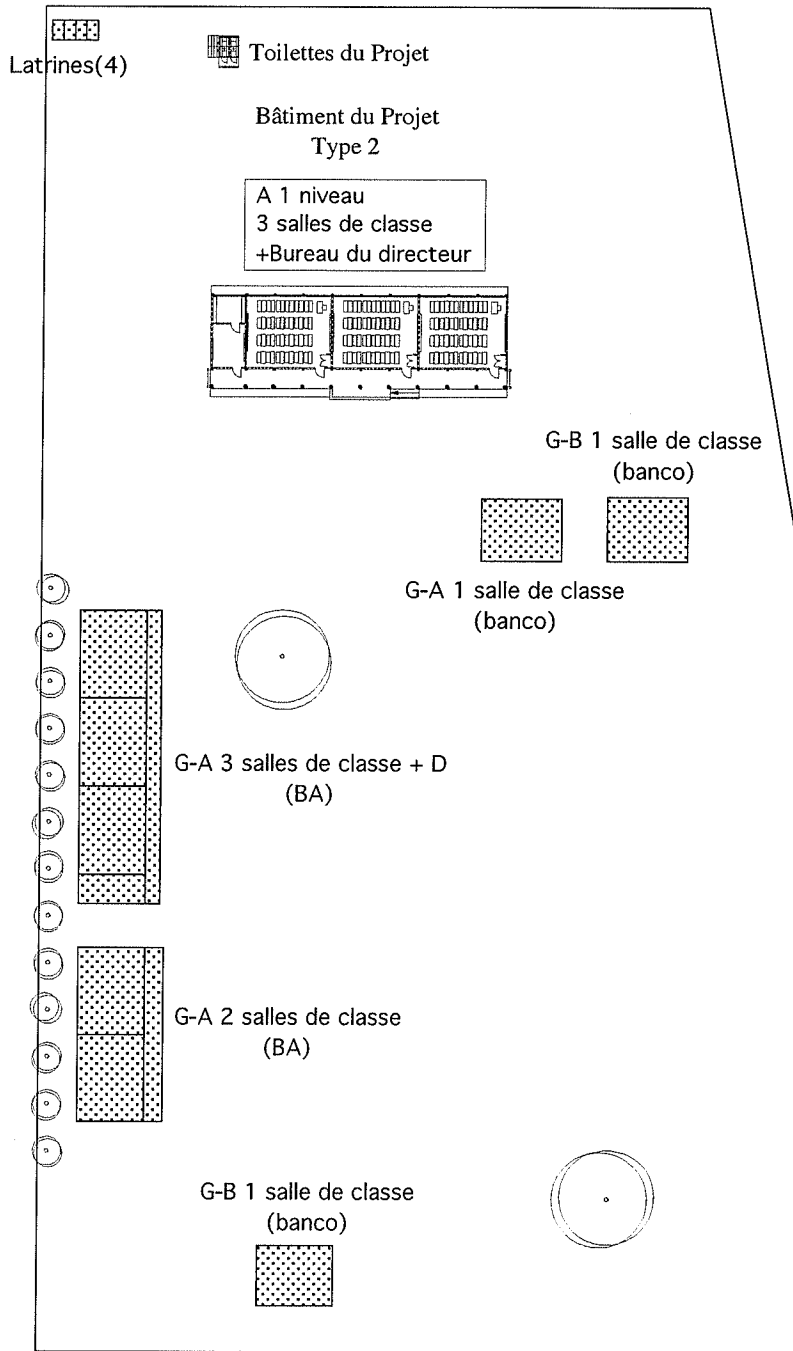
TYPE 3	
Superficie	10,000m ²
Surface du Bâtiment	281.7m ²
Surface des Toilettes	- m ²
Total	281.7m ²

N



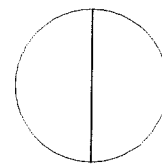
ECHELLE:1/800

0 2 4 8 16 32m



TYPE 2	
Superficie	60,000m ²
Surface du Bâtiment	317.3m ²
Surface des Toilettes	11.0m ²
Total	328.3m²

N



ECHELLE:1/800

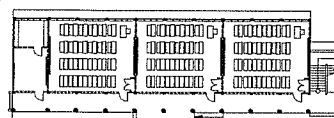
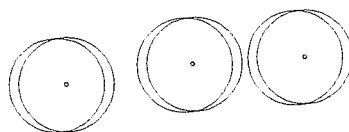
0 2 4 8 16 32m



Bâtiment du Projet
Type 1


RDC+1 étage
6 salles de classe
+Bureau du directeur

Toilettes du Projet

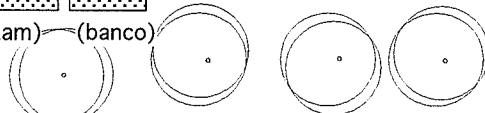


G-A 3 salles de classe
(banco)

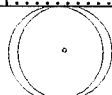
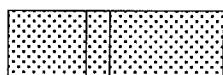
G-B 2 salles de classe



(apatam) (banco)

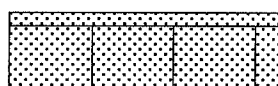


G-B 3 salles de classe
(banco)



G-A 3 salles de classe (BA)

Citerne
(défectueuse)

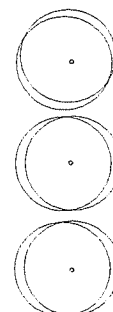


Fondation
de latrines



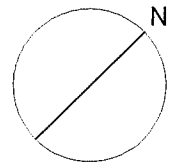
Latrines(3)

pente 1%



Latrines(4)

TYPE 1	
Superficie	20,000m ²
Surface du Bâtiment	631.1m ²
Surface des Toilettes	11.0m ²
Total	642.1m ²

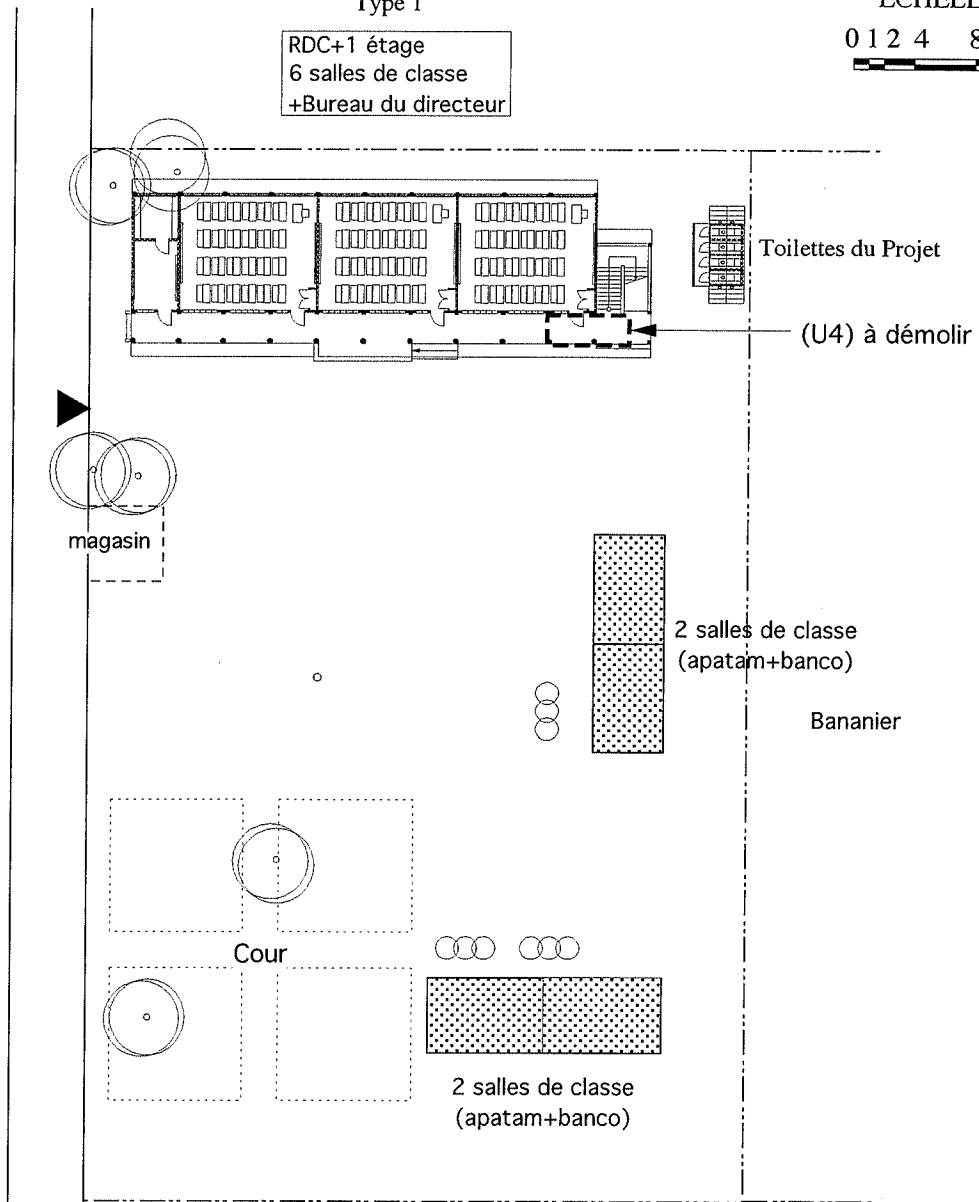


Bâtiment du Projet
Type 1

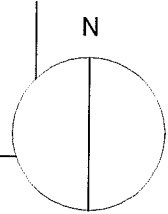
RDC+1 étage
6 salles de classe
+Bureau du directeur

ECHELLE: 1/500

0 1 2 4 8 16m




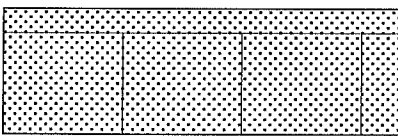
TYPE 1	
Superficie	7,963m ²
Surface du Bâtiment	631.1m ²
Surface des Toilettes	21.9m ²
Total	653.0m ²

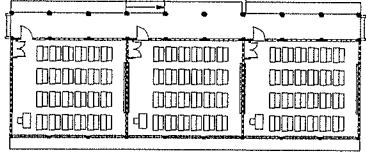


ECHELLE: 1/600
0 1 2 4 8 16m

 Latrines(4)

 apatam
3 salles de classe

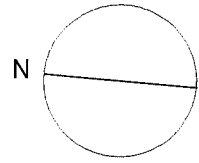
3 salles de classe + D
(BA)


Bâtiment du Projet
Type 3
A 1 niveau
3 salles de classe


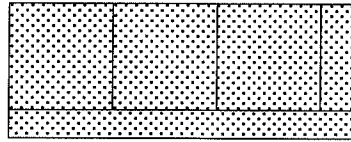
 Robinet

TYPE 3	
Superficie	9,141m ²
Surface du Bâtiment	281.7m ²
Surface des Toilettes	- m ²
Total	281.7m ²

Lokossa →

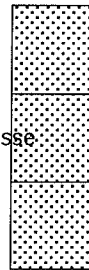


G-C
3 salles de classe + D
(BA)

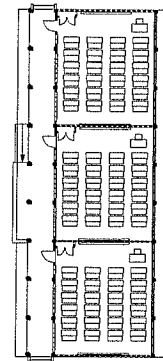


ECHELLE: 1/600
0 1 2 4 8 16m

G-C
3 salles de classe
(apatam)



pente 3% →



Bâtiment du Projet
Type 3

A 1 niveau
3 salles de classe

G-A
3 salles de classe + D
(banco)



Toilettes du Projet

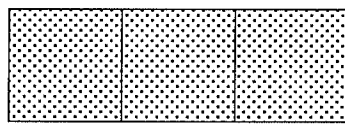
G-A
Latrines(4)



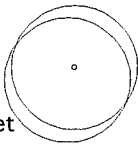
G-A
Latrines(4)



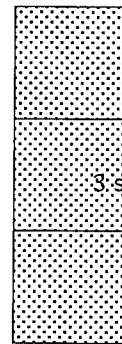
(U2)



Robinet



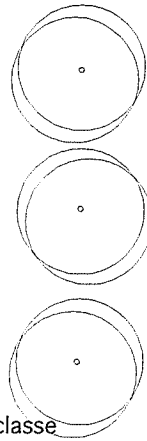
G-A
3 salles de classe
(banco)




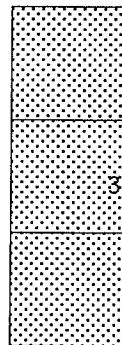
Terrain de sport

pente 3% →

G-B
3 salles de classe
(banco)



G-B
3 salles de classe
(banco)

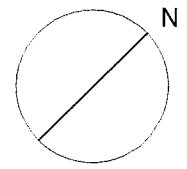


Maternelle


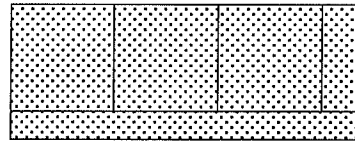
G-B
Latrines(4)

← Aplahoué

TYPE 3	
Superficie	15,306m ²
Surface du Bâtiment	281.7m ²
Surface des Toilettes	11.0m ²
Total	292.7m ²



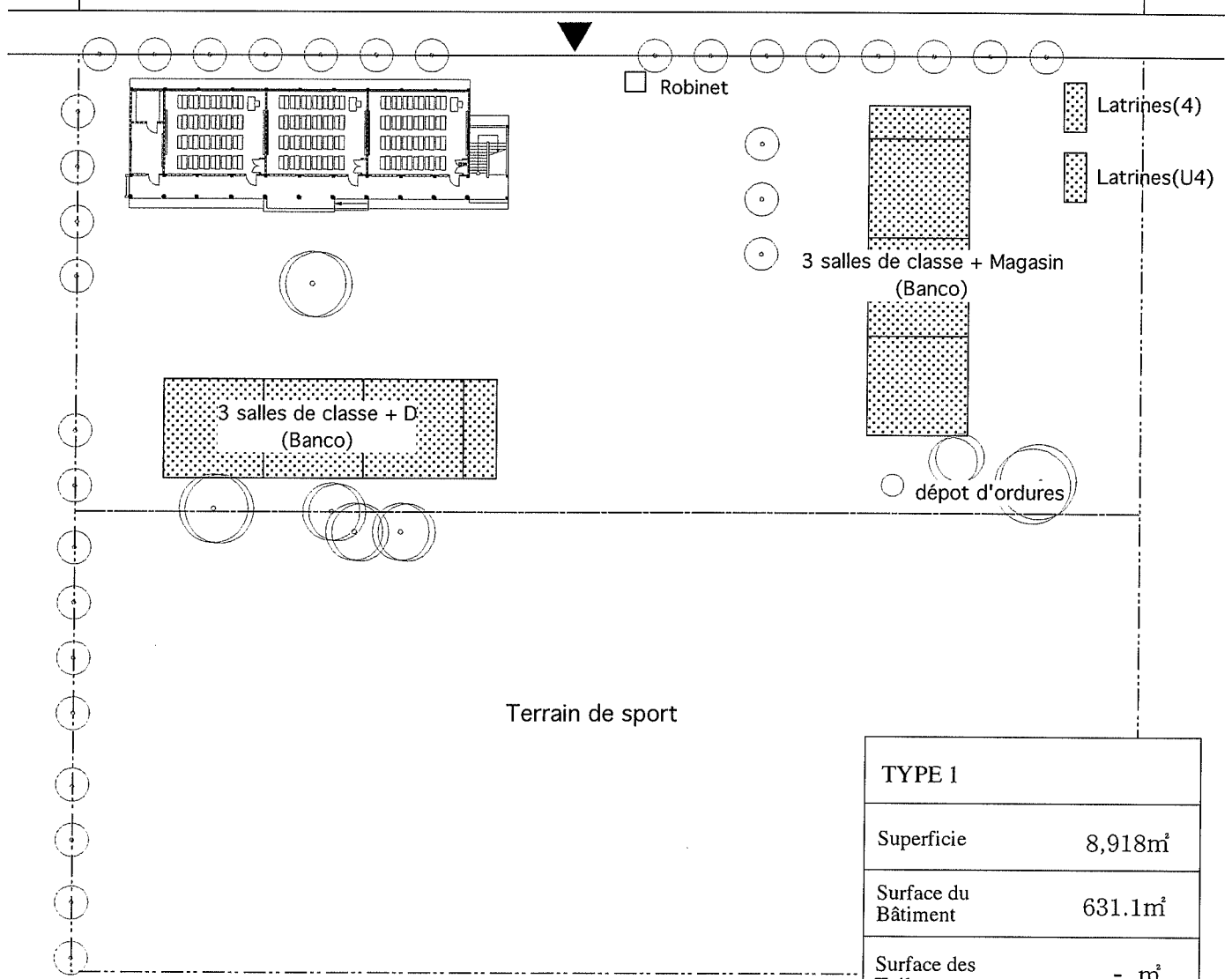
ECHELLE: 1/600
0 1 2 4 8 16m



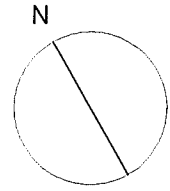
Bâtiment du Projet
Type 1

SITE : Groupe B

RDC+1 étage
6 salles de classe
+Bureau du directeur

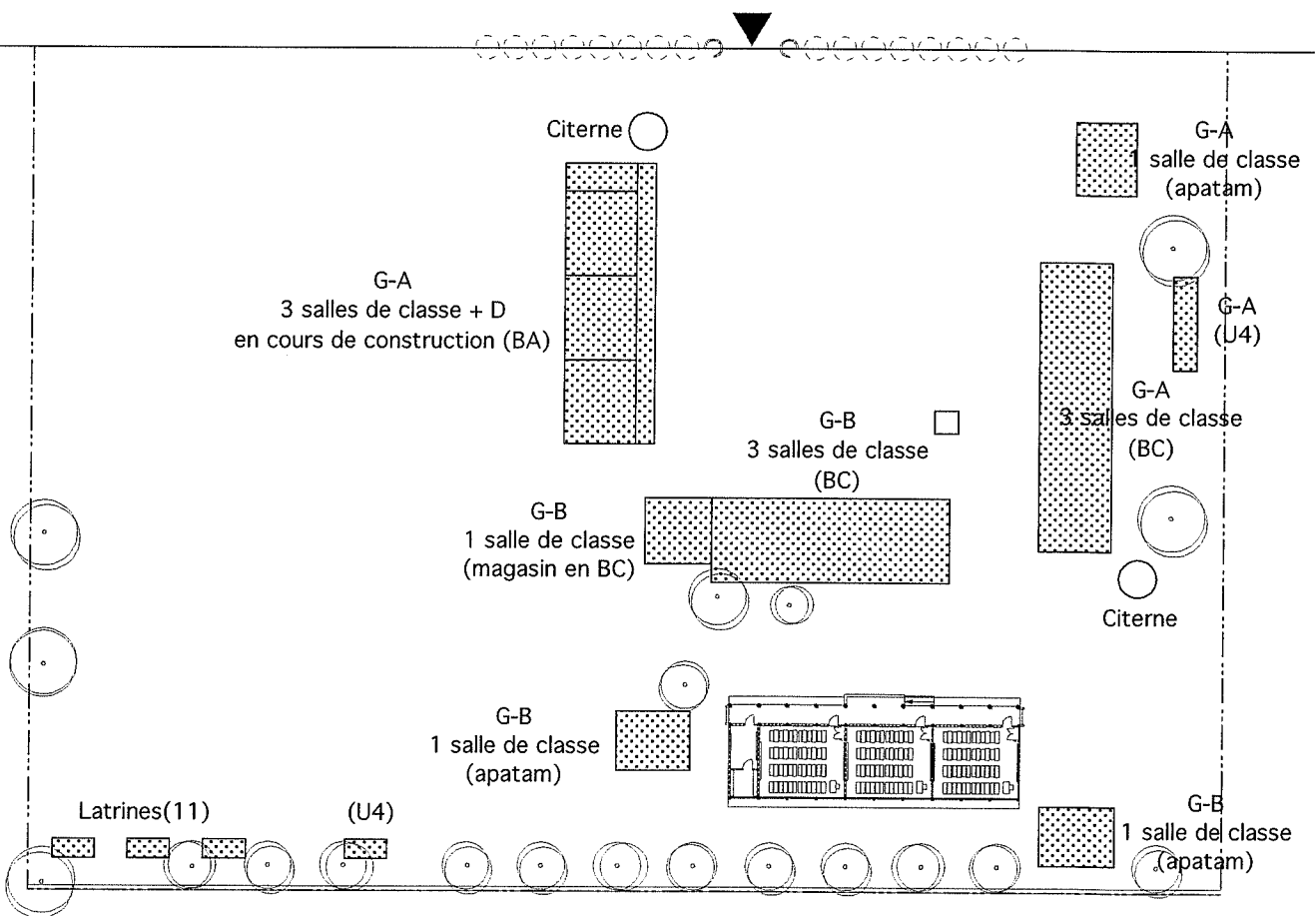


TYPE 1	
Superficie	8,918m ²
Surface du Bâtiment	631.1m ²
Surface des Toilettes	- m ²
Total	631.1m ²



ECHELLE: 1/800

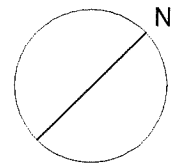
0 2 4 8 16 32m



Bâtiment du Projet
Type 2

A 1 niveau
3 salles de classe
+Bureau du directeur

TYPE 2	
Superficie	11,340m ²
Surface du Bâtiment	317.3m ²
Surface des Toilettes	- m ²
Total	317.3m ²

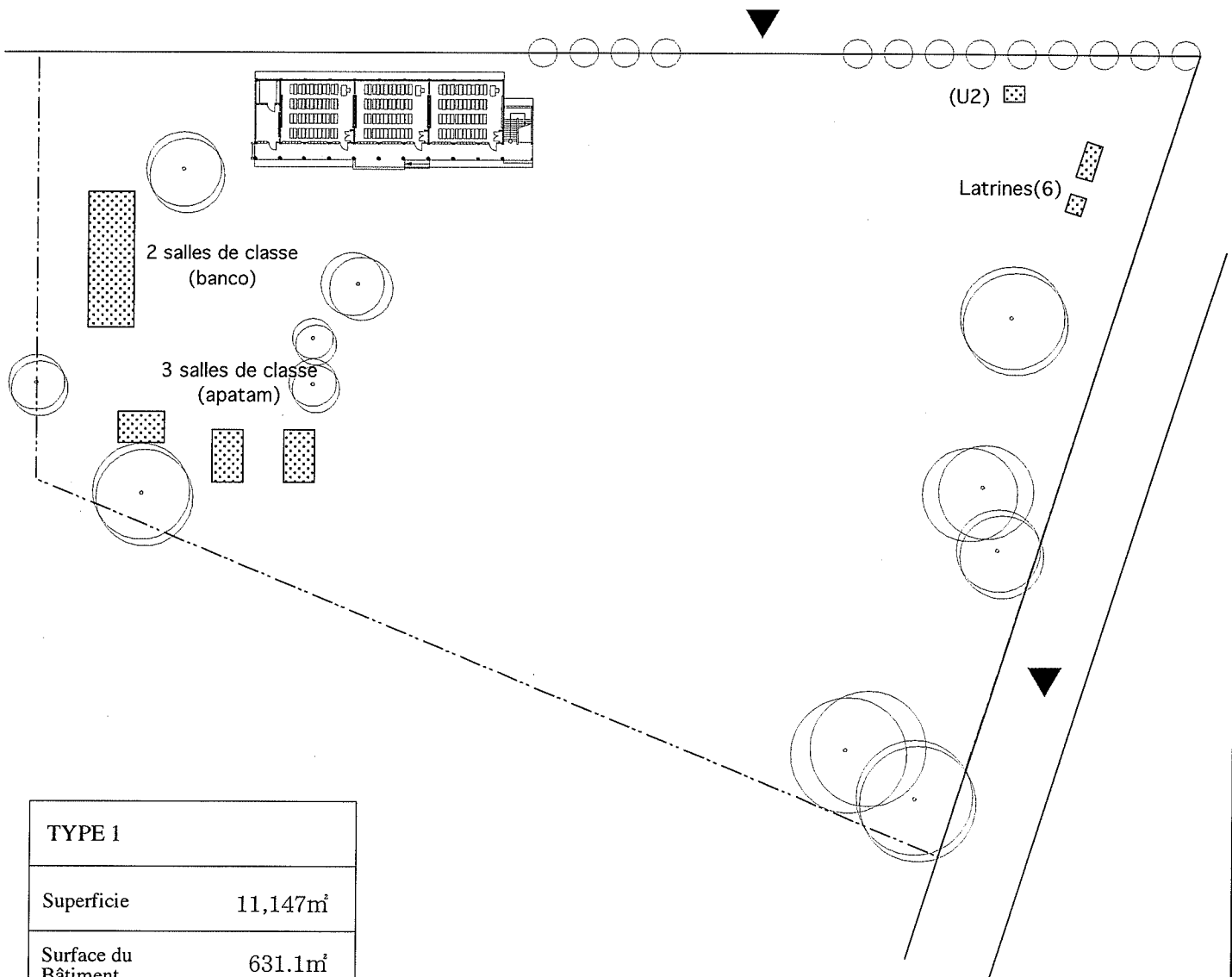


ECHELLE:1/800

0 2 4 8 16 32m

Bâtiment du Projet
Type 1

RDC+1 étage
6 salles de classe
+Bureau du directeur

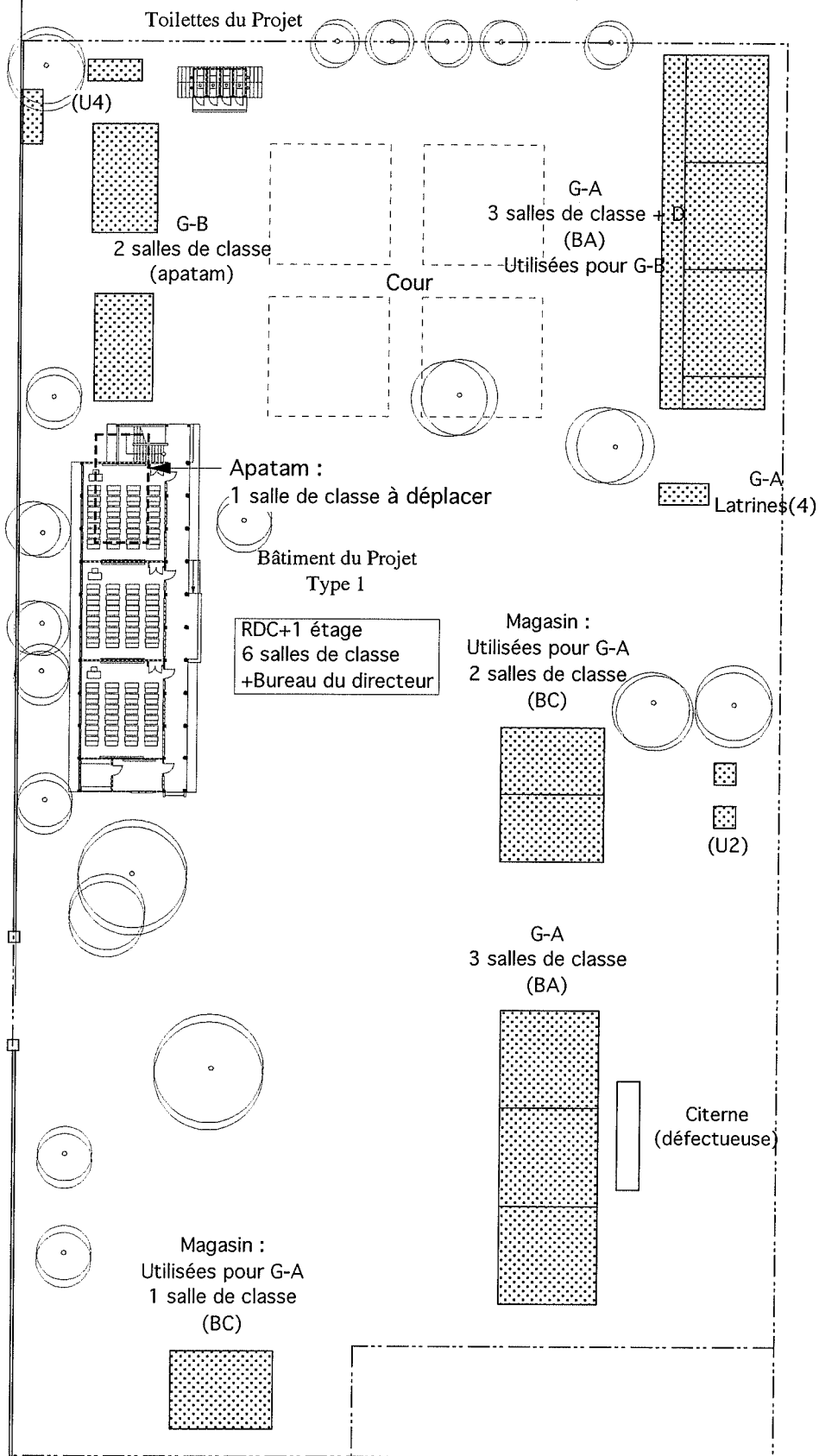
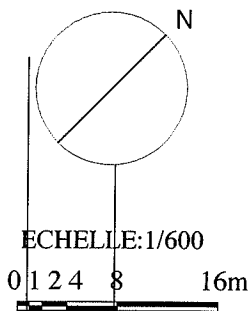


TYPE 1	
Superficie	11,147m ²
Surface du Bâtiment	631.1m ²
Surface des Toilettes	- m ²
Total	631.1m ²

COU6 HOUNGBEZANMEY

S/PREFECTURE ; DJAKOTOMEY

S=1:800

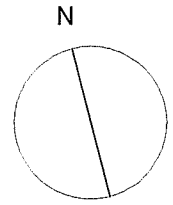


TYPE 1	
Superficie	6,500m ²
Surface du Bâtiment	631.1m ²
Surface des Toilettes	21.9m ²
Total	653.0m ²

COU7 HAGOUNMEY/B

S/PREFECTURE ; DJAKOTOMEY

S=1:600



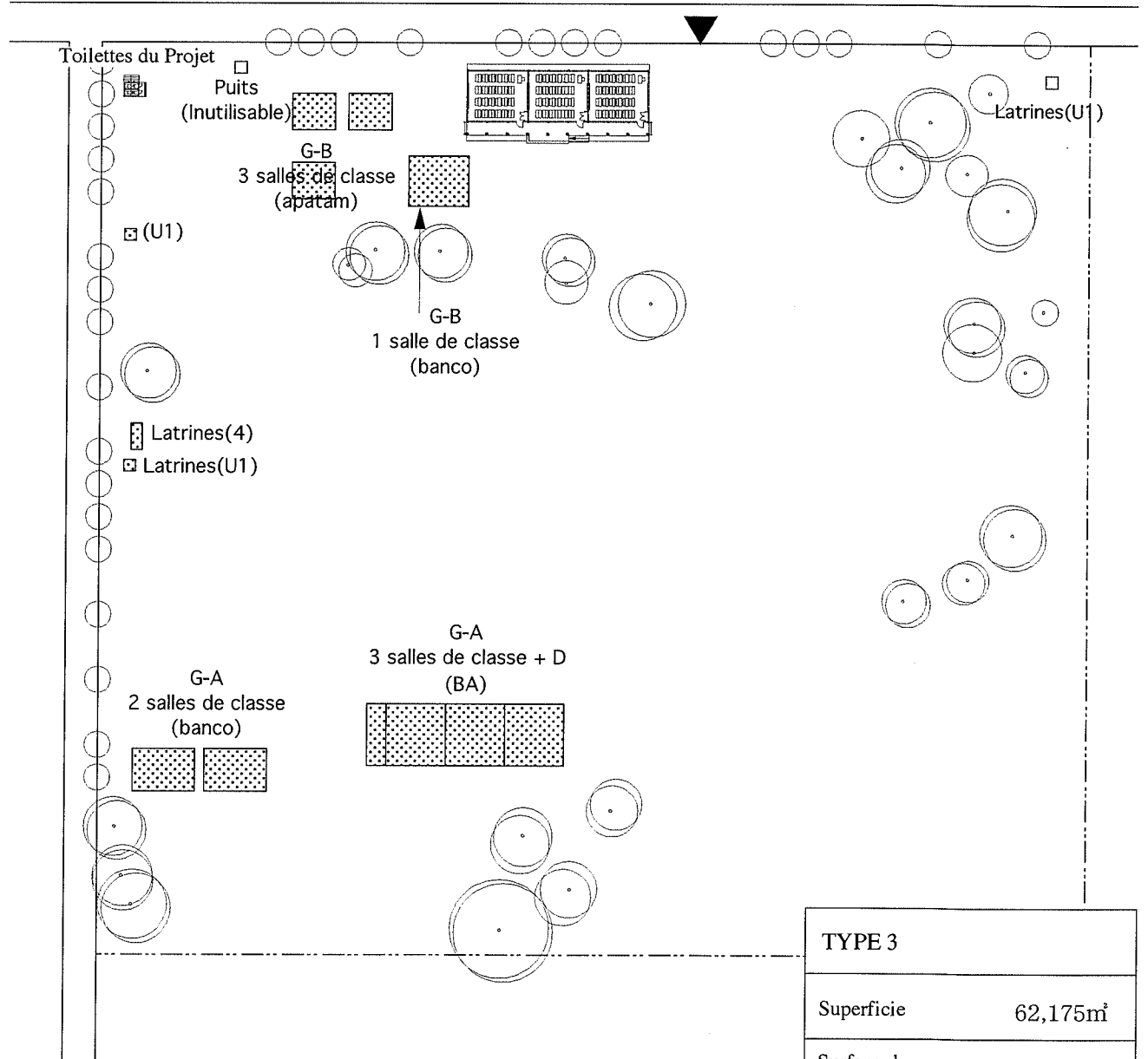
ECHELLE: 1/1000
 0 2 4 8 16 32m

Bâtiment du Projet
 Type 3

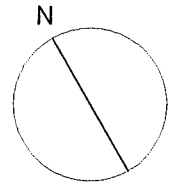
A 1 niveau
 3 salles de classe

← Village de Kpodaha

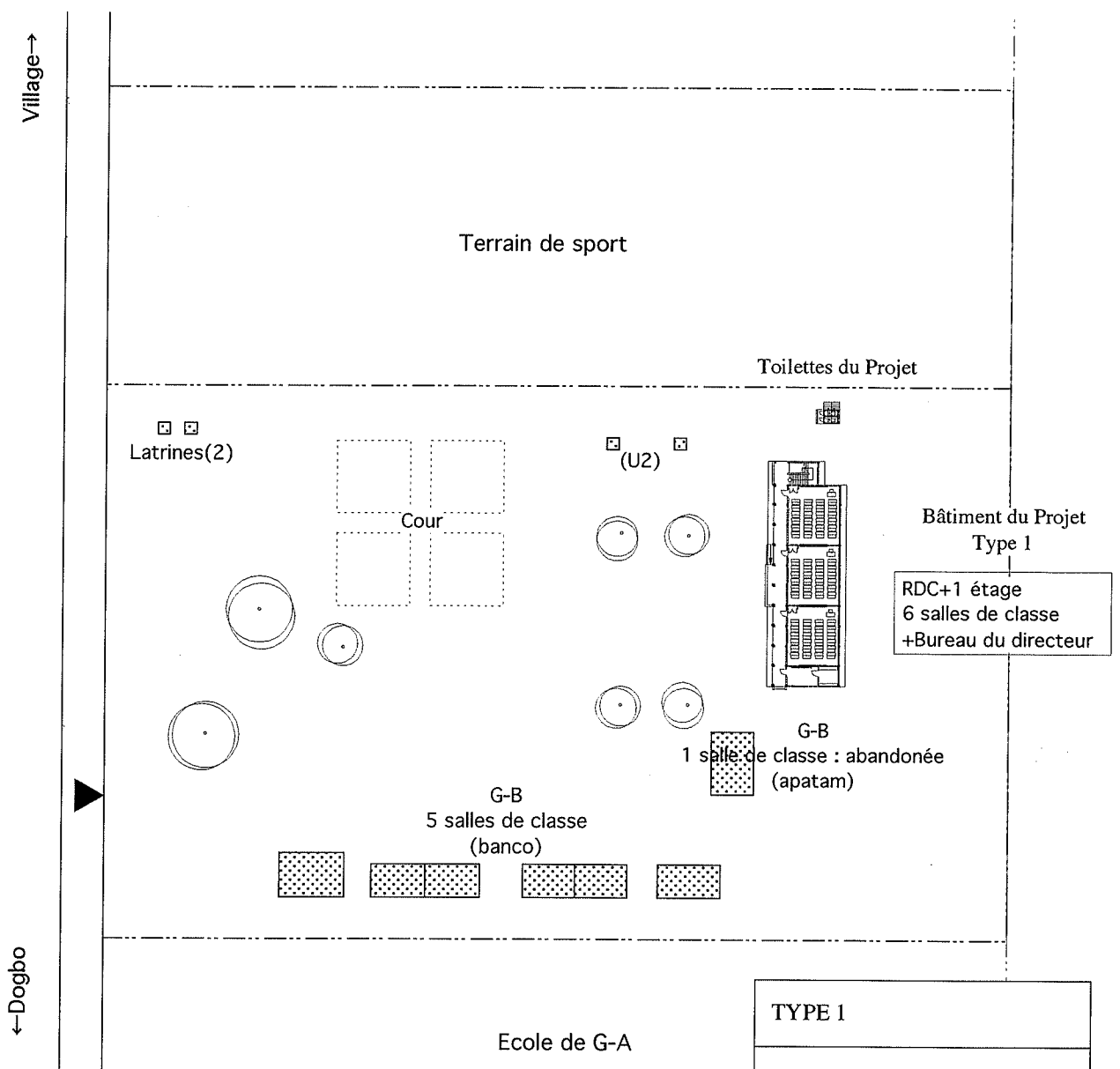
Dogbo →



TYPE 3	
Superficie	62,175m ²
Surface du Bâtiment	281.7m ²
Surface des Toilettes	11.0m ²
Total	292.7m ²



ECHELLE: 1/1000
 0 2 4 8 16 32m

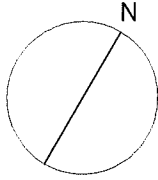


TYPE 1	
Superficie	16,524m ²
Surface du Bâtiment	631.1m ²
Surface des Toilettes	11.0m ²
Total	642.1m ²

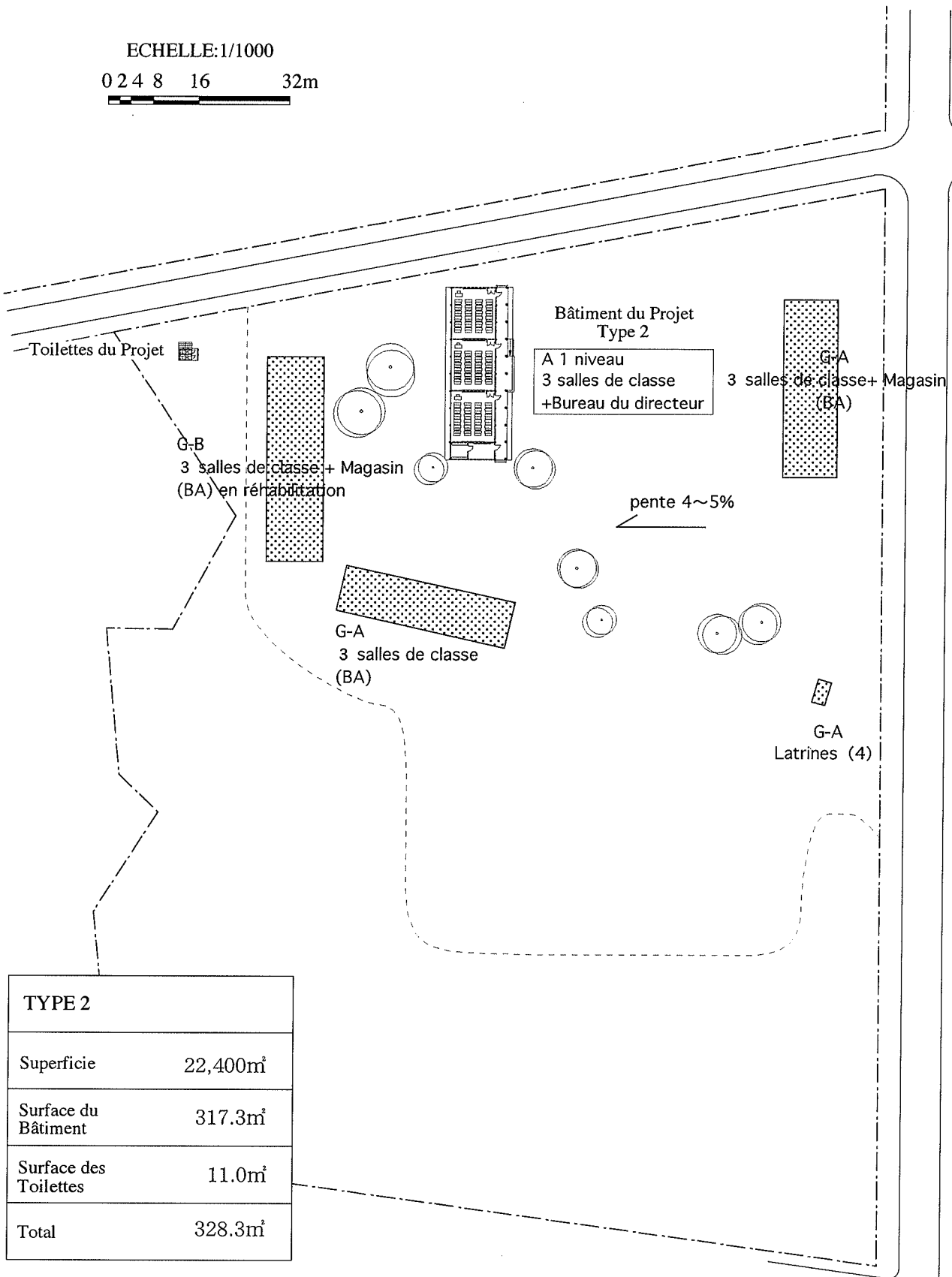
COU9 MANDANKANMEY/B

S/PREFECTURE ; DOGBO

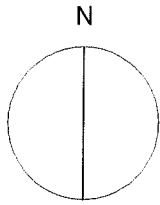
S=1:1000



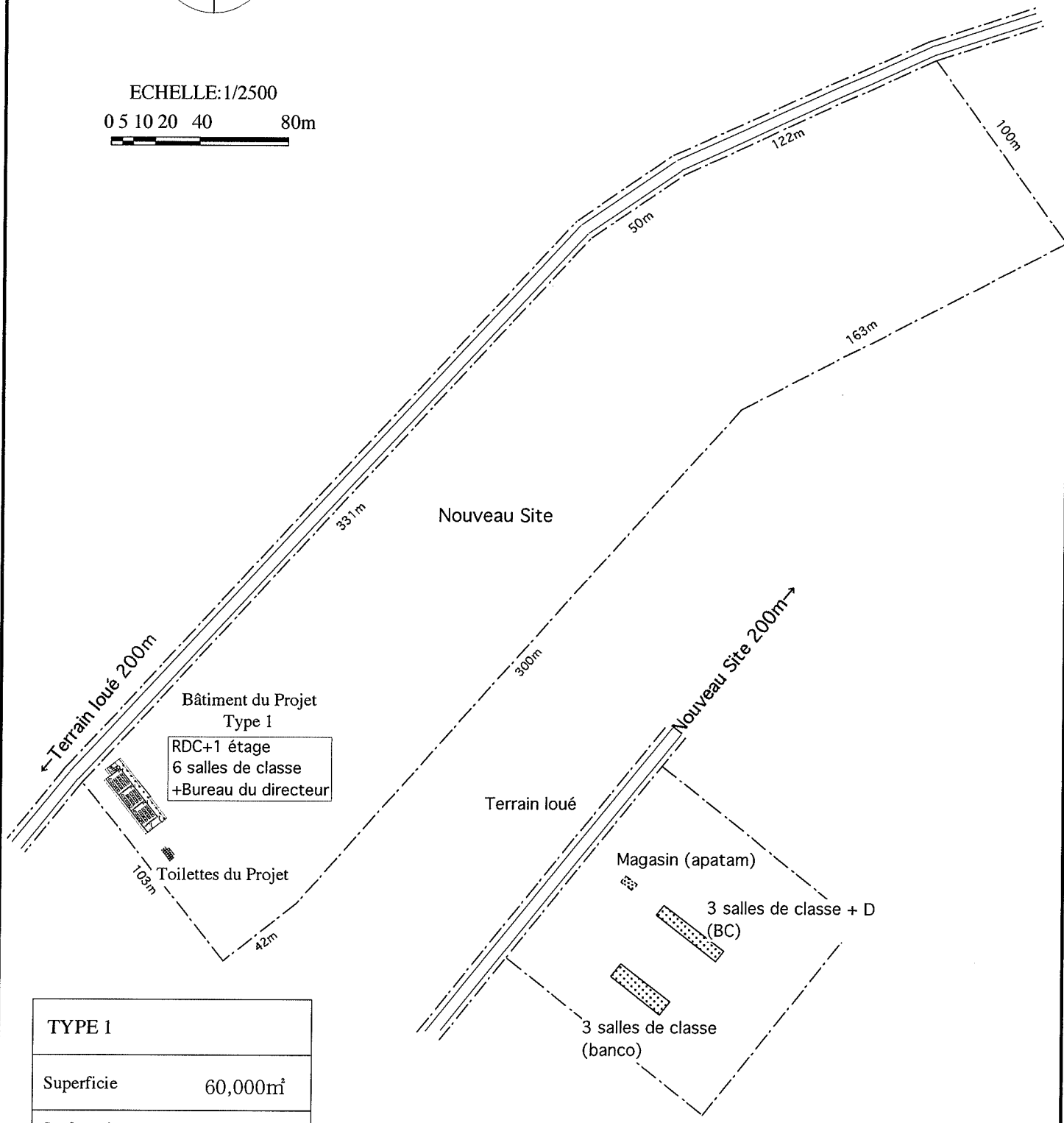
ECHELLE:1/1000
0 2 4 8 16 32m



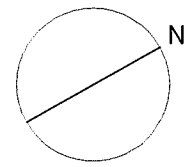
TYPE 2	
Superficie	22,400m ²
Surface du Bâtiment	317.3m ²
Surface des Toilettes	11.0m ²
Total	328.3m ²



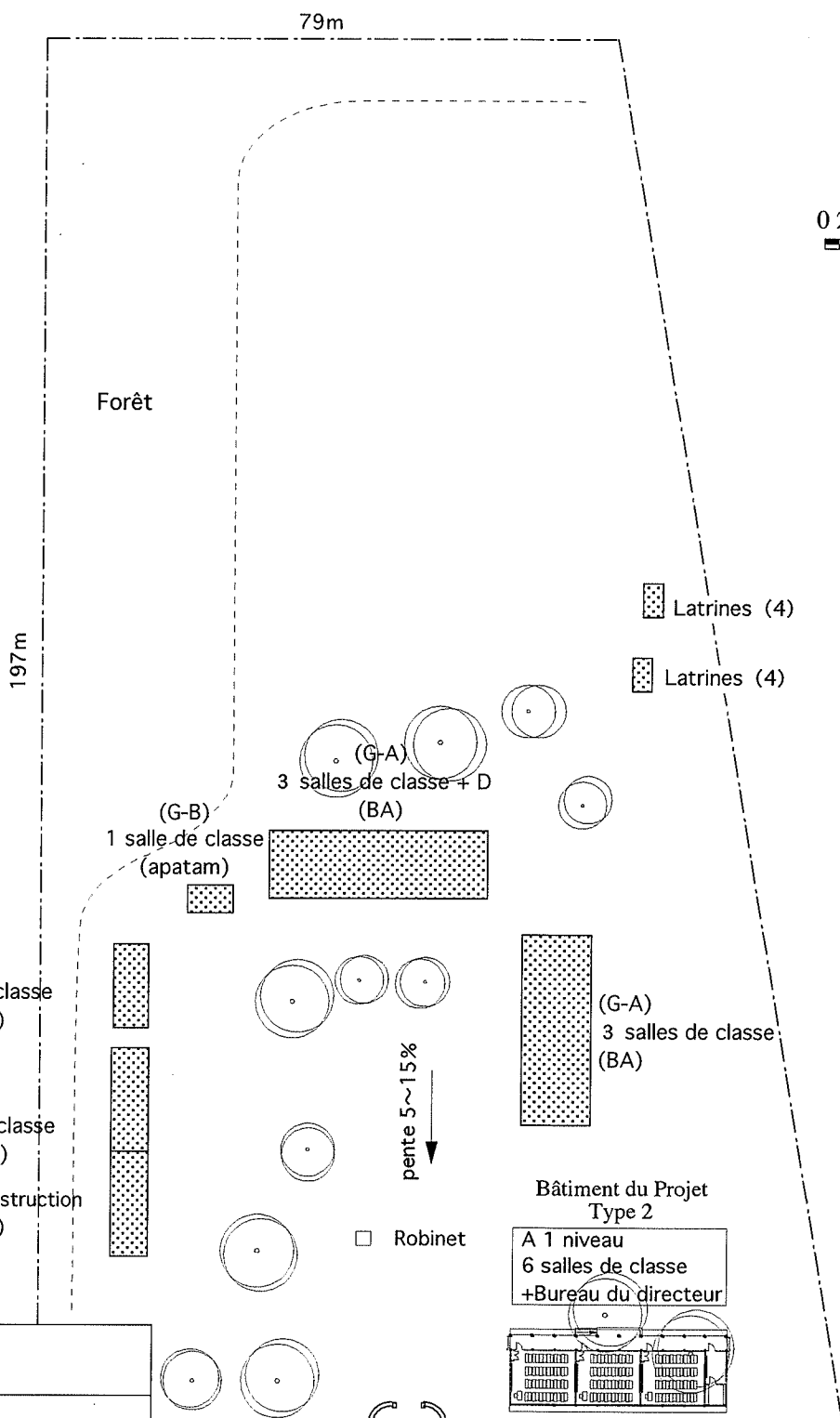
ECHELLE: 1/2500
 0 5 10 20 40 80m



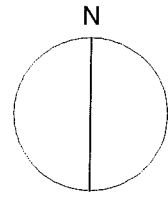
TYPE 1	
Superficie	60,000m ²
Surface du Bâtiment	631.1m ²
Surface des Toilettes	21.9m ²
Total	653.0m ²




ECHELLE: 1/1000
 0 2 4 8 16 32m



TYPE 2	
Superficie	18,321m ²
Surface du Bâtiment	317.3m ²
Surface des Toilettes	- m ²
Total	317.3m ²

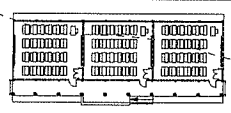


ECHELLE: 1/1000

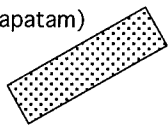


Bâtiment du Projet
Type 3

A 1 niveau
6 salles de classe
+ Bureau du directeur



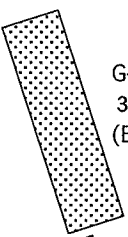
G-B
3 salles de classe
(apatam)



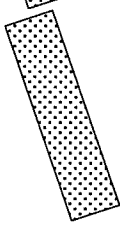
G-A
Latrines(6)



G-B
3 salles de classe
(BA)



G-A
3 salles de classe
(BA)

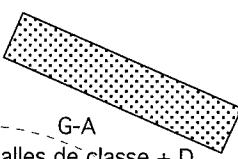


Forêt

G-A
Latrines(8)



G-A
3 salles de classe + D

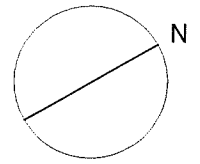


G-A
Latrines(8)



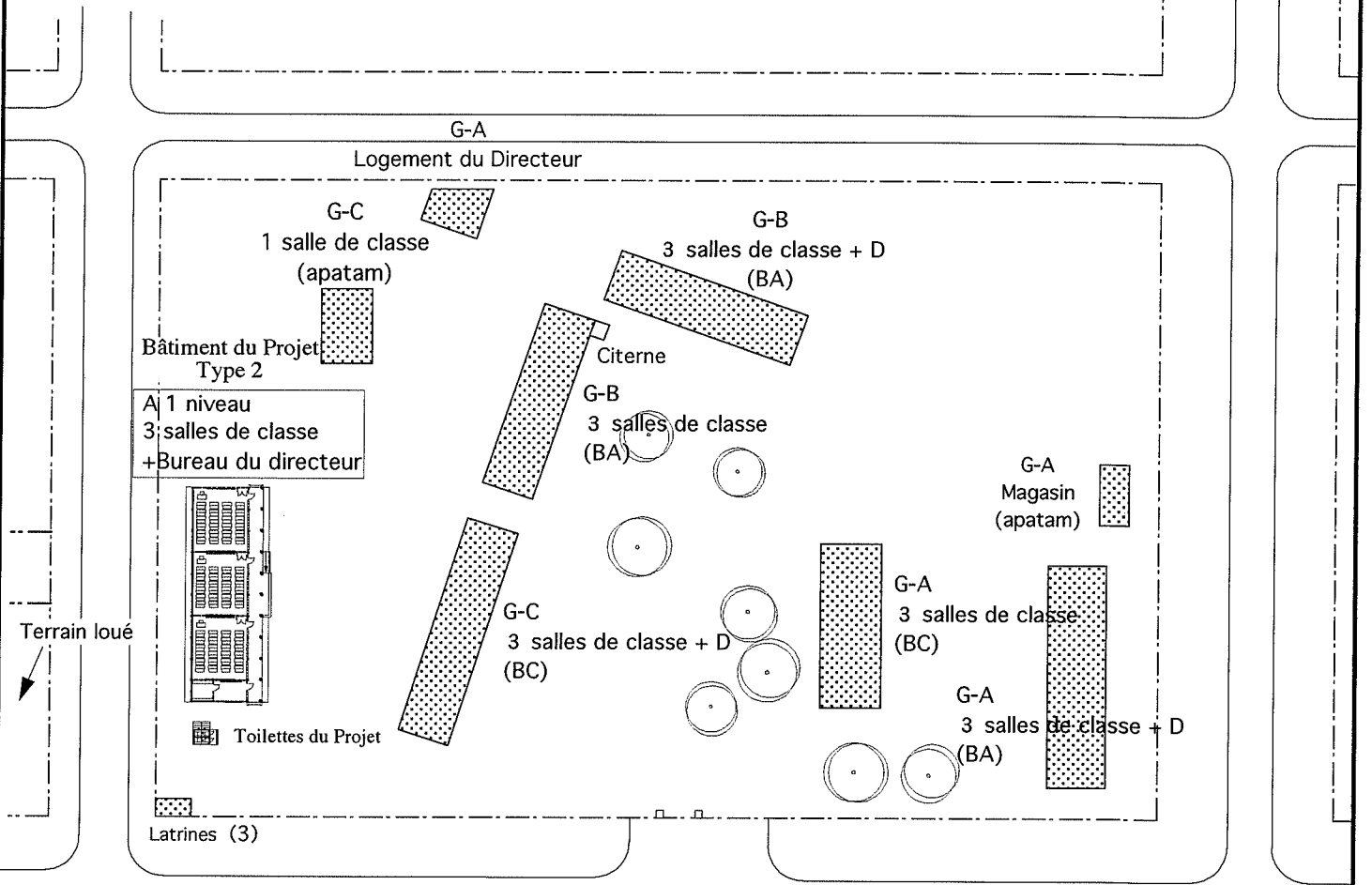
Forêt

TYPE 3	
Superficie	20,550m ²
Surface du Bâtiment	281.7m ²
Surface des Toilettes	- m ²
Total	281.7m ²



ECHELLE: 1/1000

0 2 4 8 16 32m



TYPE 2	
Superficie	12,600m ²
Surface du Bâtiment	317.3m ²
Surface des Toilettes	11.0m ²
Total	328.3m ²