


(13/56)

No.	T.C.	EquipmentName	Specification	VOLUME	PROCUREMENT IN JAPAN
M-01	52	Air Impact Wrench	Capacity (Bolt dia.) =16mm, 1/2"Drive, Revolution =7000rpm	5	0
M-02	52	Air Impact Wrench	Capacity (Bolt dia.) =39mm, 3/4"Drive, Revolution =3000rpm	5	0
M-03	50	Socket Set for Impact Wrench	Drive =1/2", 13 pcs set, Opening size =10-27mm	5	0
M-04	50	Socket Set for Impact Wrench	Drive =3/4", 13 pcs set, Opening size =17-41mm	5	0
M-05	52	Electric Handy Drill A	Capacity =10mm/steel, Pwer input =380w, No-load speed =1250rpm	5	0
M-06	52	Electric Handy Drill B	Capacity =13mm/steel, Power =620w, No-load speed =750rpm	5	0
M-07	52	Bench Drilling Machine	Capacity =13mm/steel, Power =200w, Spindle speed =600-3600rpm	1	0
M-08	52	Straight Shank Twist Drill Set	Set contents =19 pcs. By 1.0-13mm	3	0
M-09	52	Electric Bench Grinder	Disc dim =250 x19 x16mm, Power input =400w, Revol.=3000rpm.	1	0
M-10	52	Grinding Wheel	Diameter =250mm	5	0
M-11	52	Wire Wheel Brush	Diameter =250mm	5	0
M-12	T50	Air Grinder	RPM =27,000, Chack diameter =6m, Length =150mm	5	0
M-13	T52	Air Micro Grinder	RPM =60,000, Chack diameter =3m, Air supply =5kg/c□	1	0
M-14	T80	Code Reel A	Code length =20m	5	0
M-15	T80	Code Reel B	Code length =30m	5	0
M-16	T52	Super Dressing Tool	Length =300mm	2	J
M-17	T52	Air Rotary Cutter	RPM =13,000, Air =6kg/c□	1	0
M-18	T52	Portable Electric Grinder	Grinder dim. =125 x19 x12.7mm, Electricity =570W	1	0
M-19	T50	Drill Sharpner	Power =700W, Lathe capacity =3.0□1.0mm, Drill head angle =118°	5	0
M-20	T52	Handy Electric Shears A	Capacity (Steel thickness) =2.0mm, Motor =240W	1	0
M-21	T52	Handy Electric Shears B	Capacity (Steel thickness) =3.0mm, Motor =340W	1	0
GROUP M TOTAL					

R.N.
04/04/01

(14/56)

No.	T.C.	EquipmentName	Specification	VOLUME	PROCUREMENT IN JAPAN
N-01	50	Hexagon Wrench Set A	5 pcs set of 1.27, 1.5, 2.0, 2.5, 3.0mm	5	J
N-02	50	Hexagon Wrench Set B	7 pcs set of 2.5, 3, 4, 5, 6, 8, 10mm	5	J
N-03	50	Snapping Plier Set	12 wrenches set	5	0
N-04	51	Taps Set	20 taps, Tap wrench, Tap holder, Pitch gauge, T-Extractor	4	0
N-05	51	Dies and Taps Set	28 taps, 26 dies, Tap wrench x2, Tap holder, Dies handle x2	4	0
N-06	50	Chisel & Punch Set	5pcs of chiesel, 6pcs of punch	5	0
N-07	80	Vice	Jaw width =125mm, Jaw opening =125mm, Weight =20kg	279	0
N-08	51	Stud Remover	Max.diameter =19mm, Drive =1/2"	10	0
N-09	51	Stud Remover Set	Puller x 4pcs (6, 8, 10, 12mm), Drive =1/2"	10	0
N-10	51	Screw Extractor Set A	Wedge type(5 pcs set) for 6.5 -16mm bolt	5	0
N-11	51	Screw Extractor Set B	Drill tye(4 pce set) for 6.5 -19mm bolt	5	0
N-12	51	Screw Extractor Set C	Drill x5 pcs, Drill guide x10 pcs, Extractor x5 pcs, Extractor nut x5 pcs.	5	0
N-13	52	Electric Soldering Iron	Capacity =20w/130w, Length =300mm	50	0
N-14	80	Solder	Diameter =1.6mm, Volume =500g/roll	25	0
N-15	80	Abrasive Cloth & Paper A	Grid =#40, Each 50 papers.	10	0
N-16	80	Abrasive Cloth & Paper B	Grid =#50, Each 50 papers.	10	0
N-17	80	Abrasive Cloth & Paper C	Grid =#60, Each 50 papers.	10	0
N-18	80	Abrasive Cloth & Paper D	Grid =#80, Each 50 papers.	10	0
N-19	80	Abrasive Cloth & Paper E	Grid =#100, Each 50 papers.	10	0
N-20	80	Abrasive Cloth & Paper F	Grid =#120, Each 50 papers.	10	0
N-21	50	Wire Brushes A	Length =230mm, Brush height =38mm	50	J
N-22	50	Wire Brushes B	Length =230mm, Brush height =90mm	50	0
N-23	50	Wire Brushes C	Length =270mm, Brush height =90mm	50	J
N-24	80	Tool Tray A	Size =600 x450 x 150mm	30	0
N-25	80	Tool Tray B	Size =450 x250 x 90mm	30	J
N-26	80	Service Creeper	Bed dimension =450 x900mm, Weght =4kg	40	0
N-27	80	Hand Truck	Capacity =300Kg, Bed dimension =910 x610mm, Holdable handle	20	0
N-28	60	Portabie Crane	Capacity =1000Kg, Hydraulic powered.	2	0
N-29	80	Chain Sling	Single wire tye, Capacity =1500kg, Wire dia. =6mm, Length =1.5m	12	J
N-30	T52	L Clamp A	Adjust =100 x60mm, Jaw opening =100mm	10	0
N-31	T52	L Clamp B	Adjust =150 x60mm, Jaw opening =150mm	10	0
N-32	T50	U Bolt Wrench	Set of 5pcs.(24 x27, 26 x32, 29 x32, 30 x32, 32 x36mm)	2	J

R. N.


(15/56)

No.	T.C.	EquipmentName	Specification	VOLUME	PROCUREMENT IN JAPAN
N-33	T80	Aluminum Bud	Dimension =400 x500mm	150	J
N-34	T50	Ignition Wrench Set	Set of 7pcs (5 x6, 6 x5, 7 x8, 8 x7, 9 x10, 10 x9, 11 x12mm)	10	0
N-35	T50	Extension Bar	Length =75mm, Drive =19mm(3/4")	10	0
N-36	T52	Oil Stone	Grit =Combination of 80 & 300, Dimension =150 x50 x25mm	20	0
N-37	T50	Offset Wrench	Opening =24 x27mm, Length =360mm	20	0
N-38	T50	Metal Marker Needle	Contents =20pcs.	45	J
N-39	T50	Metal Marker Compass		45	0
N-40	T50	Shockless Hammer	Weight =225g, Head diameter =32mm	20	0
N-41	T50	Scraper Brake A	Bearing scraper, Brake length =60mm, Overall length =250mm	10	0
N-42	T50	Scraper Brake B	Flat shape scraper, 2 pcs set of brake width 18 and 15mm	10	0
N-43	T50	Sliding "T" Handle	Drive =19mm, Length =500mm	20	0
N-44	T50	Center Punch	Diameter =9.5mm, Length =130mm	45	0
N-45	T80	Solderless Electric Terminal Kit	18 types of plug, socket, terminal & sleeve, Terminal plier, Case	10	0
N-46	T50	Tie-Rod End Lifter	Dimension =150 x80 x60mm	10	J
N-47	T52	Tube Flaring & Cutting Tool	Cutting capacity =5, 6, 8, 10, 13, 16mm	1	0
N-48	T52	Figure & Letter Punch Set A	3mm, Letter	1	0
N-49	T52	Figure & Letter Punch Set B	3mm, Number	1	0
N-50	T52	Figure & Letter Punch Set C	6mm, Letter	1	0
N-51	T52	Figure & Letter Punch Set D	6mm, Number	1	0
N-52	T52	Figure & Letter Punch Set E	8mm, Letter	1	0
N-53	T52	Figure & Letter Punch Set F	8mm, Number	1	0
N-54	T50	Taper Reamer	Brade =Dia.20 x length 250mm, Overall length =310mm, Shank =22mm	5	0
N-55	T50	Socket Wrench Set	L wrench x2, T screw socket x6, E screw socket x3, Ratchet, Adapter	20	0
N-56	T70	Torque Wrench A	Capacity =1000 N-m, With pre-setting ratchet	5	J
N-57	T70	Torque Wrench B	Capacity =2800 N-m,	40	J
N-58	T70	Torque Wrench C	Capacity =1900 N-m,	40	J
N-59	T70	Torque Wrench D	Capacity =1300 N-m,	40	J
N-60	T70	Torque Wrench E	Capacity =920 N-m,	40	J
N-61	T70	Torque Wrench F	Capacity =460 N-m,	40	J
N-62	T70	Torque Wrench G	Capacity =230 N-m,	40	J
N-63	T70	Torque Wrench H	Capacity =60 N-m,	40	J
N-64	T70	Torque Wrench I	Capacity =30 N-m,	40	J

P.N.

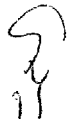
(16/56)

No.	T.C.	EquipmentName	Specification	VOLUME	PROCUREMENT IN JAPAN
N-65	T70	Torque Wrench J	Capacity =4 N-m,	40	J
N-66	T70	Torque Wrench Adopter A	1/4" x3/8", Length =20mm	10	J
N-67	T70	Torque Wrench Adopter B	3/4" x1/2", Length =45mm	5	J
N-68	T50	Thread Restorer	Thread =0.75, 1.00, 1.25, 1.50, 1.75, 2.00, 2.50, 3.00mm	5	0
N-69	T80	Parts Container	Dimension =400 x280 x125mm, Divided into 12 spaces, Set of 10 box.	24	0
N-70	T50	Bar	Length =600mm	5	J
N-71	T52	"L" Plate for Vice	A pair set, Dimension =125mm x25 x25mm, Alminum made	300	0
N-72	T50	Pipe Wrench A	Length =350mm	2	0
N-73	T50	Pipe Wrench B	Length =450mm	2	0
N-74	T50	Pipe Wrench C	Length =900mm	2	0
N-75	T52	Hab Grease Cap Puller	Length =180mm	10	J
N-76	T52	Ball Peen Hammer	Steel made, Weight =3 pounds	10	0
N-77	T52	Double-face Sledge Hammer	Steel made, Weight =5 pounds	2	0
N-78	T50	Gasoline Toach Lamp	Quick heal type	5	0
N-79	T50	Flare Nut Wrench	Opening =12 x14mm, Length =170mm	10	J
N-80	T50	Brake Return Spring Plier	Length =515mm	10	0
N-81	T52	Screw-Tap Tools (Herisert Tools)	Set of handle, Sprew and spring, Sprew capacity =6, 8, 10mm	5	0
N-82	T52	Wheel Stopper A	Dimension =L240 xW165 xH200mm, 4 pcs per set, Rubber made	70	0
N-83	T52	Wheel Stopper B	For truck, Dimension =L xW xHmm, 4 pcs per set, Rubber made,	5	0
N-84	T50	Bolt Clipper	Cutting capacity =10mm, Length =600mm, Weight =2.6kg	1	0
N-85	T80	Plastic Container	Exterior dim. =480x360x167mm, Inner =408x308x148mm, Capa =21L.	42	0
N-86	T50	Enginner File Handle	Length =125mm	60	0
N-87	T50	Engineer File A	Square, Set of rough, medium and fine	20	0
N-88	T50	Engineer File B	Round, Set of rough, medium and fine	20	0
N-89	T50	Engineer File C	Half round, Set of rough, medium and fine	20	0
N-90	T50	Engineer File D	Triangler, Set of rough, medium and fine	20	0
N-91	T50	Engineer File E	Flat, Set of rough, medium and fine	20	0
N-92	T50	Reamer, valve guide	Brade dia./length =6.0/50mm, Overall length =100mm, Brade No.=6	6	0
N-93	T50	Adjustable Reamer A	With pilot, Brade length =42mm	2	0
N-94	T50	Adjustable Reamer B	With pilot, Brade length =44mm	2	0
N-95	T50	Adjustable Reamer C	With pilot, Brade length =45mm	2	0
N-96	T52	Lever Block	Capacity =750kg, Lift =1.5m, Weight =6kg	2	0

R. N.

(17/56)

No.	T.C.	EquipmentName	Specification	VOLUME	PROCUREMENT IN JAPAN
N-97	T52	Wirewheel Brush	Outside diameter =150mm, Hole diam =16mm, Thickness =19mm	5	0
N-98	T50	Wire Stripper	Stripping capacity =0.5□2.0mm□Length =170mm	10	0
N-99	T50	Terminal Plier	For battery cable, Crimping capacity =2, 5.5, 8, 14mm ²	1	0
N-100	T50	Weight	Steel made, Weight =20kg	10	J
N-101	T60	Aluminum Step Ladder	Height =1.8m, Length =1.91m, Weight =11kg	2	0
N-102	T60	Aluminum Ladder (Adjustable length)	Length =2.65□4.43m, Weight =12kg	2	0
N-103	T50	Brass Bar	Diameter =16mm, Length =220mm	20	0
N-104	T50	Carbide Burrs Set	6pcs set, Shank diameter =3mm,	5	0
N-105	T50	Carbide Burrs	Type 49, Shank diameter =9.5mm(□90°□)	5	J
N-106	T50	Copper Hammer	Weight =3 pounds, Length =380mm	20	0
N-107	T50	Solder Stand	Dimension =100 x134 x110mm	10	0
N-108	T50	Solder Atractor	Nozzle head diameter =3mm	10	0
N-109	T80	Aluminum Butts	Dimension =415 x304 x25mm	50	J
N-110	T80	Panel Container Rack Wagon	No. of container =72, Dimension =H1420 xW910 xD600mm	4	J
N-111	50	Hand Tool Set (Full standard set)	50 pcs. per set, With tool cabin	120	0
N-112	50	Hand Tool Set (HALF standard set)	WITH TOOLBOX	210	0
GROUP N TOTAL					

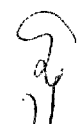
R.N.
04/04/01


(18/56)

No.	T.C.	EquipmentName	Specification	VOLUME	PROCUREMENT IN JAPAN
O-01	70	Vernier Caliper With Depth Gauge A	Range =200mm, Min.graduation =0.05mm	40	0
O-02	70	Vernier Caliper With Depth Gauge B	Range =300mm, Min.graduation =0.05mm	40	0
O-03	70	Outside Micrometer Carper A	Range =0-25mm	30	0
O-04	70	Outside Micrometer Carper B	Range =25-50mm	20	0
O-05	70	Outside Micrometer Carper Set	Range =5 set of 0-25, 25-50, 50-75, 75-100, 100-125, 125-150mm	20	0
O-06	70	Tape Measure A	Range =10□	2	0
O-07	70	Tape Measure B	Range =50m	2	0
O-08	70	Straight Rule A	Length =300mm, Stainless steel made	30	0
O-09	70	Straight Rule B	Length =1000mm, Stainless steel made	3	0
O-10	70	Straight Edge	Length x Height =500 x40mm	10	0
O-11	70	Square	Size =200 x130mm	10	0
O-12	70	Screw Pitch Gauge	No. of brade =28, Pitch range of 0.25 - 2.50mm	20	0
O-13	70	Standard Thickness Gauge	No. of brade =26, Pitch range of 0.04 - 0.30mm	50	0
O-14	70	V Block	Dimension =100 x58 x35mm, Weight =2.3kg	12	J
O-15	70	Hand Spring Balance A	Capacity =10kg	15	0
O-16	70	Hand Spring Balance B	Capacity =20kg	1	0
O-17	70	Surface Plate	Dimension =750 x600 x100mm, Weight =85kg	12	J
O-18	70	Stand for Surface Plate	For surface plate(90kg), Height =500mm, With casters	12	0
O-19		DIAL GAUGE WITH MAGNET BASE		0	0
O-20	T70	Dial Caliper Gauge A	Measure range =20-40mm, Graduation =0.01mm	12	0
O-21	T70	Dial Caliper Gauge B	Measure range =5-15mm, Graduation =0.01mm	12	0
O-22	T70	Dial Caliper Gauge C	Measure range =6-18mm, Graduation =0.01mm,	12	J
O-23	T52	Stop Watch A	Analog type, Function =Stop watch, Accumulation, Split time	10	J
O-24	T52	Stop Watch B	Digital type, Function =Stop watch, Accumulation, Split time	10	J
O-25	T70	Surface Gauge	Height =200mm, Weight =1kg	10	0
O-26	T50	Impact Driver Set	Driver(12.7mm), Adopler, (-)bit x2, (+)bit x2, Case	10	J
O-27	T50	Automatic Driver	Length =240mm, Bit diameter =5.5mm, (-)bit x2, (+)bit x1, Drill bit x1	2	J
O-28	T50	Codeless Electric Handy Drill	Torque =40□100kg-cm, RPM =300□850, Voltage =7.5, Weight =1.4kg	2	0
O-29	T70	Vernier Caliper	Digital type, Measuring range =0□200mm by 0.01mm	1	J
O-30	T70	Hand Tachometer	Hasler type, Measuring range =1000/10000rpm	1	0
O-31	T70	Push Pull Gauge (=Tension gauge) A	Capacity =30g by 1g graduation	1	J
O-32	T70	Push Pull Gauge (=Tension gauge) B	Capacity =300g by 5g graduation	1	0

EQUIP.LIST -FINAL QUOT V7

04/04/01

P.N. 

(19/56)

No.	T.C.	Equipment Name	Specification	VOLUME	PROCUREMENT IN JAPAN
O-33	T70	Micrometer Caliper Stand	Weight =1kg	14	J
O-34	T70	Thermometer A	Bar type, Measure range =0□150°C□	22	J
O-35	T70	Thermometer B	Bar type, Measure range =0□200°C□	10	J
O-36	T70	Thermometer (Digital)	Measure range = -199□+1230°C□	5	0
O-37	T70	Hygrograph	Hair type, Measuring =0□100%	1	0
O-38	T70	Level Gauge	Length =300mm, Aliminum body	2	0
O-39	T70	Insulation Tester	Capacity =500V/1000M□, AC300V,	1	0
GROUP O TOTAL					


R.N.

04/04/01

(20/56)

No.	T.C.	Equipment Name	Specification	VOLUME	PROCUREMENT IN JAPAN
P-01	80	Fender Covers	Material =Polyethiel, With school logo mark. Dimension =60 x90cm	120	0
P-02	80	Seat Covers	Material =Polyethiel, With school logo mark.	120	0
P-03	80	Work Bench A	Steel frame, With tilt-up casters, Dimension =W180 xD90 xH80cm	169	0
P-04	80	Office Desk	Steel frame with cabinet, Dimension =W150 xD75 xH75cm	12	0
P-05	80	Study Desk	Steel frame, Dimension =W70 xD45 xH75cm	360	0
P-06	80	Electrical Work Desk	Steel frame, Dimension =W180 xD90 xH75cm	42	J
P-07	80	Chair A	High back with casters (for Teachers),	12	0
P-08	80	Chair B	Hold-able pipe frame, Seating height =50cm	840	0
P-09	80	Parts Caddy (Hand Truck)	Steel frame, Dimension =W110 xD65 xH85cm, 3 decks with handle	60	0
P-10	60	Crane Gate with Chain Block	Capacity =1000kg, Hight =3300mm, Inner width =2800mm	5	0
P-11	60	Rack□A (Standard)	Dimension =H210 xW180 xD60cm, Inner rack =4, 80kg/Rack	40	0
P-12	60	Rack□B (Heavy duty)	Dimension =H210 xW180 xD60cm, Inner rack =4, 150kg/Rack	50	0
P-13	60	Cabinet A	Dimension =H180 xW90xD450cm, With two opening doors, Inner rack=3	4	0
P-14	60	Cabinet B	Dimension =H180 xW90xD450cm, With two sliding doors, Inner rack=3	12	0
P-15	T60	Electric Voltage Converter A	Input/AC 220V—Output/AC 220V, 127V, 110V, 100V Capacity =50A	2	J
P-16	T60	Electric Voltage Converter B	Input/AC 220V—Output/DC 0□24V, Capacity =100A	2	J
P-17	80	Work Bench B	Steel frame, With tilt-up casters, Dimension =W150 xD75 xH80cm	50	0
GROUP P TOTAL					
GRAND TOTAL				8647	
				8647	

- B. VEHICLE INSPECTION EQUIPMENT
- C. ANTI POLLUTION EQUIPMENT
- D. LIFT AND GARAGE EQUIPMENT
- E. WASHING EQUIPMENT
- F. LUBRICATING EQUIPMENT
- G. TIRE AND BRAKE SERVICE EQUIPMENT
- H. AIR COMPRESSOR EQUIPMENT
- I. WELDING AND PAINTING EQUIPMENT
- J. ENGINE TUNE-UP EQUIPMENT
- K. ENGINE RECONDITIONING EQUIPMENT
- L. DIESEL ENGINE SERVICE EQUIPMENT
- M. AIR AND ELECTRIC TOOLS
- N. HAND TOOLS AND MISCELLANEOUS -1/3
- N. HAND TOOLS AND MISCELLANEOUS -2/3
- N. HAND TOOLS AND MISCELLANEOUS -3/3
- O. MEASURING INSTRUMENT
- P. CUSTOM MADE EQUIPMENT

P. N. 

(21/56)

Training Materials and Equipment (1)					
- Prepared by Saudi Working Group -					
NO.	Code	Description	Specifications	Part no.	Min. Re'd No. For Semester 1 through
1	32	Bias tire		222/60/16	1
2	32	Radial tire		222/60/16	1
3	32	Wheel(alloy)+Tire(tubeless)	for flat tire repair	192/70/14	5
4	32	Wheel(steel) +Tire(Tube)	for flat tire repair	195R15	20
5	32	Wheel(steel) +Tire(Tubeless)	for flat tire repair	185R14	20
6	32	Wheel(steel) +Tire(Tubeless)	for tire change	205/60/15	20
7	33	Condenser	10,22,33,47,100,220,330mF,50V		50
8	33	Diode	1,2,3,5A		20
9	33	Diode, photo			20
10	33	Diode, zener			20
11	33	Resistor, Carbon film	10, 100, 1k, 100k, 1M, 10M/2W		50
12	33	Transistor	NPN,PNP,High&low frequency		40
13	33	Transistor, photo			50
14	35	Hemp (flax) thread	Dia:5mm, 20m, 50gm		1
15	36	Bolt	D=10mm, L=25mm		200
16	36	Bolt	D=6mm, L=15mm		200
17	36	Bolt	D=8mm, L=20mm		200
18	36	Nut	D=10mm		200
19	36	Nut	D=6mm		200
20	36	Nut	D=8mm		200
21	36	Steel plate, 100x300x10	w/ screw holes, for machining		80
22	36	Steel rod	10x1,800mm		5
23	36	Steel rod	6x1,800mm		5
24	36	Steel rod	8x1,800mm		5
25	36	Washer, flat	10mm		200
26	36	Washer, flat	6mm		200
27	36	Washer, flat	8mm		200
28	36	Washer, spring	10mm		200
29	36	Washer, spring	6mm		200
30	36	Washer, spring	8mm		200
31	37	Battery	150AH		5
32	37	Battery	40AH		40
33	37	Battery	60AH		10
34	37	Battery	80AH		10
35	37	Battery terminal	Negative, various		60

P.N. 9


(22/56)

Training Materials and Equipment (1)				
- Prepared by Saudi Working Group -				
NO.	Code	Description	Specifications	Part no.
				Min. Re'd No. For Semester 1 through
36	37	Battery terminal	Positive, various	60
37	37	Fluid	AT, 18L, various	5
38	37	Fluid	Battery, 18L	1
39	37	Fluid	Disc, tube, 1L	20
40	37	Fluid	Drum, tube, 1L	30
41	37	Fluid	PS fluid, 18L	2
42	37	Grease	Bearing, 4 liters	3
43	37	Grease	Chassis, 18 liters	1
44	37	Grease	Molybdenum, 4 liters	1
45	37	Grease	MP, 4 liters	2
46	37	Grease	Rubber, tube	2
47	37	LLC	2 liter	7
48	37	Oil	Diesel E/G, 4 liters, various	4
49	37	Oil	Gasoline E/G, 4 liters, various	4
50	37	Oil	Gear oil, hypoid, 18 liters	2
51	37	Oil	Gear oil, LSD, 18 liters	1
52	37	Oil	Gear oil, transmission, 18L	2
53	37	Paste for soldering iron	50gm	10
54	37	Red lead	20g	11
55	37	Stud bolt	D=8mm, L=35mm	200
56	37	Towel	for car wash, fabric	12
57	37	Washer fluid	Bottole	11
58	50	Pipe	D=40mm, t=3mm, L=900mm	10
59	52	Beaker	3L	12
60	52	Beaker	500ml	6
61	52	Broom	for sweeping machining room	5
62	52	Chalk	10 pieces	6
63	52	Electric heater	2kw	3
64	52	Ice pick	for tire puncture	2
65	52	Lead wire set	10A, L=1500	30
66	52	Lead wire set	50A, L=1500	30
67	52	Tweezers	for carburetor repair	20
68	52	Vinil hose	L=50m, Dia.= 6mm	1
69	70	Messzylinder	500ml	10
70	70	Platform scale	2kg	1
71	70	Platform scale	500g	6

R. N. 2

(23/56)

Training Materials and Equipment (1)				
- Prepared by Saudi Working Group -				
NO.	Code	Description	Specifications	Part no.
72	70	Schale (laboratory dish)	Dia.=100mm, H=30mm	20
73	70	Test tube		5
74	80	Black board, movable	180x120mm	10
75	80	Drum	for used LLC container	8

R.N. 

(24/56)

Training Materials and Equipment (2)					
- Toyota Genuine Parts -					
NO.	Code	Description	Specifications	Part no.	Min. Part No. For Semester 1 through 4
1	30	Bearing set, connecting rod	4A-FE, OH, Mark1	13041-15030-01	20
2	30	Bearing set, connecting rod	4A-FE, OH, Mark2	13041-15030-02	20
3	30	Bearing set, connecting rod	4A-FE, OH, Mark3	13041-15030-03	20
4	30	Bearing set, connecting rod	4A-FE, OH, U/S0 25	13204-15030-	20
5	30	Bearing, set, crankshaft	4A-FE, OH, Mark1	11701-16010-01	20
6	30	Bearing, set, crankshaft	4A-FE, OH, Mark2	11701-16010-02	20
7	30	Bearing, set, crankshaft	4A-FE, OH, Mark3	11701-16010-03	20
8	30	Bearing, set, crankshaft	4A-FE, OH, Mark4	11701-16010-04	20
9	30	Bearing, set, crankshaft	4A-FE, OH, Mark5	11701-16010-05	20
10	30	Bearing, set, crankshaft	4A-FE, OH, U/S0 25	11704-16010-	20
11	30	Bolt for cylinder head set	4A-FE, OH, 108, 5p	90910-02121-	30
12	30	Bolt for cylinder head set	4A-FE, OH, 90, 5p	90910-02120-	30
13	30	Bush, exhaust valve guide	4A-FE, OH, O/S 0.05	11123-15030-	20
14	30	Bush, exhaust valve guide	4A-FE, OH, STD	11122-15030-	20
15	30	Bush, intake valve guide	4A-FE, OH, O/S 0.05	11123-15030-	20
16	30	Bush, intake valve guide	4A-FE, OH, STD	11122-15030-	20
17	30	Cable, accelerator control	Corolla	78180-1A520-	5
18	30	Charcoal canister	4A-FE	77740-12610-	7
19	30	Drive belt, compressor to crankshaft	4A-FE	99364-20850-	10
20	30	Drive belt, fan and alternator	4A-FE	99365-20970-	10
21	30	Drive belt, vane pump	4A-FE	99363-90630-	10
22	30	Element, air cleaner filter	4A-FE	17801-15070-	10
23	30	Engine assy	4A-FE	19000-1A540-	24
24	30	Exhaust valve	4A-FE	13715-16060-	20
25	30	Fuel filter	4A-FE	23300-19285-	10
26	30	Fuel pump	Corolla, Intank	23221-16530-	10
27	30	Fuel tank	for cut-away parts	77001-12931-	3
28	30	Fuel tank cap	Corolla	77300-52010-	6
29	30	Gasket kit, E/G OH	4A-FE, OH kit	04111-16231-	30
30	30	Gasket kit, E/G OH valve grind	4A-FE, OH kit	04112-16230-	30
31	30	Gasket, center exhaust to front	4A-FE, OH	90917-06082-	10
32	30	Gasket, crankshaft rear oil seal retainer (E/G Rr.)	4A-FE, OH	11383-16010-	20
33	30	Gasket, cylinder head	4A-FE, OH	11115-16150-	20
34	30	Gasket, cylinder head cover	4A-FE, OH	11213-15071-	20

R.N.

(25/56)

Training Materials and Equipment (2)					
- Toyota Genuine Parts -					
NO.	Code	Description	Specifications	Part no.	Min. Re d No. For Semester 1 through 4
35	30	Gasket, exhaust manifold to head	4A-FE, OH	17173-15040	20
36	30	Gasket, front exhaust to manifold, front	4A-FE, OH	90917-06064	20
37	30	Gasket, front exhaust to manifold, rear	4A-FE, OH	17451-16030	20
38	30	Gasket, fuel filter union	4A-FE, 2p	90430-12026	10
39	30	Gasket, intake manifold to head	4A-FE, OH	17171-15030	20
40	30	Gasket, oil pan drain plug	4A-FE, OH	90430-12031	20
41	30	Gasket, oil pipe	4A-FE, OH	90430-12031	40
42	30	Gasket, oil pump	4A-FE, OH	15197-16030	20
43	30	Gasket, oil strainer flange	4A-FE, OH	15149-16010	20
44	30	Gasket, pipe fuel delivery inlet	4A-FE, OH	90430-12026	20
45	30	Gasket, spark plug tube	4A-FE, OH	11193-15010	40
46	30	Gasket, thermostat	4A-FE	16325-63011	10
47	30	Gasket, water by-pass	4A-FE, OH	16347-15010	20
48	30	Gasket, water pump cover	4A-FE	16124-16060	20
49	30	Grommet, injector	4A-FE, OH	90480-13005	40
50	30	Hose, radiator, inlet	4A-FE	18571-15150	10
51	30	Hose, radiator, outlet	4A-FE	16572-15210	10
52	30	Injector assy, fuel	4A-FE	23209-15040	10
53	30	Insulator, injector	4A-FE, OH	23291-41010	40
54	30	Intake valve	4A-FE	13711-16060	30
55	30	O ring, I/A (distributor housing)	4A-FE, OH	90099-14127	20
56	30	O ring, injector	4A-FE, OH	90301-07024	40
57	30	O ring, oil filter bracket	4A-FE, OH	15188-11010	20
58	30	O ring, water pump	4A-FE, OH	96761-24035	70
59	30	O2 sensor	4A-FE, Europe, AEMDKW	89465-19745	20
60	30	Oil cooler	4A-FE	15700-16100	10
61	30	Oil filter	4A-FE	90915-10003	10
62	30	Oil seal, crankshaft front (for oil pump)	4A-FE, OH	90311-32020	20
63	30	Oil seal, crankshaft rear (engine rear)	4A-FE, OH	90311-70007	20
64	30	Oil seal, exhaust camshaft (for camshaft setting)	4A-FE, OH	90311-35022	20
65	30	Oil seal, valve stem oil, no.1	4A-FE, OH	90913-02088	20
66	30	Oil seal, valve stem oil, no.2	4A-FE, OH	90913-02090	20
67	30	Packing, dust proof, distributor	4A-FE, OH	19127-15120	20
68	30	PCV hose/valve sub-assy, ventilation	4A-FE	12204-15050	15

R. N.

(26/56)

Training Materials and Equipment (2)					
- Toyota Genuine Parts -					
NO.	Code	Description	Specifications	Part no.	Min. Req'd No. For Semester 1 through 4
69	30	Piston sub-assy, w/pin	4A-FE	13101-16201-01	20
70	30	Relay, circuit opening, EFI	4A-FE	90987-02012	10
71	30	Relay, EFI	4A-FE	90987-02012-	10
72	30	Ring set, piston	4A-FE	13011-16280-	20
73	30	Rod sub-assy, connecting	4A-FE	13201-19135-	20
74	30	Seal set, water pump	4A-FE, OH kit	16104-46060-	2
75	30	Semi-circular plug	4A-FE, OH	11183-15020	20
76	30	Sensor assy, vacuum	4A-FE	89420-12150-	10
77	30	Sensor, knock control	4A-FE	89615-22050-	10
78	30	Shim, valve adjusting	4A-FE, T=2.50	13753-74010-	5
79	30	Shim, valve adjusting	4A-FE, T=2.55	13753-74030-	5
80	30	Shim, valve adjusting	4A-FE, T=2.60	13753-74050-	5
81	30	Shim, valve adjusting	4A-FE, T=2.65	13753-74070-	5
82	30	Shim, valve adjusting	4A-FE, T=2.70	13753-74090-	5
83	30	Shim, valve adjusting	4A-FE, T=2.75	13753-74110-	5
84	30	Shim, valve adjusting	4A-FE, T=2.80	13753-74130-	5
85	30	Shim, valve adjusting	4A-FE, T=2.85	13753-74150-	5
86	30	Shim, valve adjusting	4A-FE, T=2.90	13753-74170-	5
87	30	Shim, valve adjusting	4A-FE, T=2.95	13753-74190-	5
88	30	Shim, valve adjusting	4A-FE, T=3.00	13753-74210-	5
89	30	Shim, valve adjusting	4A-FE, T=3.05	13753-74230-	5
90	30	Shim, valve adjusting	4A-FE, T=3.10	13753-74250-	5
91	30	Shim, valve adjusting	4A-FE, T=3.15	13753-74270-	5
92	30	Shim, valve adjusting	4A-FE, T=3.20	13753-74290-	5
93	30	Shim, valve adjusting	4A-FE, T=3.25	13753-74310-	5
94	30	Shim, valve adjusting	4A-FE, T=3.30	13753-74330-	5
95	30	Stopper, exhaust pipe support	Corolla, 2 pieces	17591-16020	10
96	30	Support, exhaust pipe, no.2	Corolla	17562-16240-	5
97	30	Thermostat	4A-FE	90916-03115-	2
98	30	Throttle body	4A-FE	22210-1A080-	8
99	30	Timing belt	4A-FE	13568-19046-	10
100	30	Valve keeper (Lock, valve spring retainer)	4A-FE, 32p	90913-03021	80
101	30	Valve spring, compression	4A-FE	90501-32029-	20
102	30	Washer set, crankshaft thrust	4A-FE, OH, STD	11011-15020-	20

P.N.

(27/56)

Training Materials and Equipment (2)					
- Toyota Genuine Parts -					
NO.	Code	Description	Specifications	Part no.	Min. Req'd No. For Semester 1 through 4
103	31	Ball for reverse shift fork		90360-06004-	20
104	31	Ball, shift detent		90360-10003-	20
105	31	Bearing, for 3rd gear		90364-31002-	20
106	31	Bearing, front axle hub	Corolla	90363-38006-	20
107	31	Bolt, front lower suspension arm	Corolla, 2 pieces	90119-14041-	20
108	31	Boot kit, drive shaft in & outboard RH		04438-12172-	20
109	31	Boot kit, drive shaft inboard joint RH		04438-12410-	20
110	31	Clip, speedometer shaft sleeve		90468-12005-	20
111	31	Clutch cover	Corolla, Diaphragm	31210-12201-	10
112	31	Clutch disc	Corolla, Diaphragm	31250-20280-	10
113	31	Clutch master cylinder	Corolla	31410-12381-	1
114	31	Clutch master cylinder gasket	Corolla	31415-10010-	1
115	31	Clutch release cylinder	Corolla	31470-12093-	1
116	31	Cotter pin, drive shaft lock nut	2 pieces	95381-04030-	40
117	31	Cotter pin, lower ball joint	Corolla	95381-03025-	20
118	31	Cotter pin, tie rod end lock nut	2 pieces	95381-04030-	20
119	31	Cover, disc brake dust, fr. LH	for steering knuckle assy	47782-12160-	20
120	31	Drive shaft assy RH	Corolla	43410-20441-	16
121	31	Dust cover, drive shaft RH	Corolla	41336-12010-	20
122	31	Dust deflector no.2, drive shaft RH	Corolla	43247-33010-	20
123	31	Front axle hub assy	Corolla	43502-12090-	20
124	31	Gasket kit, transaxle OH		04331-12110-	40
125	31	Gasket, back up lamp switch		90430-18008-	20
126	31	Gasket, drain plug	MT	90430-18008-	100
127	31	Gasket, drain plug		90430-18008-	20
128	31	Gasket, for shift inter lock plate		90430-18008-	20
129	31	Gasket, MT filler plug		90430-18008-	20
130	31	Gear sub-assy, speedometer driven		33403-19465-	20
131	31	Key, synchromesh shifting no.3		33394-12011-	20
132	31	Key, synchromesh shifting, no.2		33366-12041-	20
133	31	Lock plate, speedometer sleeve		33485-30020-	20
134	31	Needle roller bearing, 4th gear		90364-29002-	20
135	31	Needle roller bearing, 5th gear		90364-24006-	20
136	31	Needle roller bearing, for 2nd gear		90364-32014-	20

R. N.

(28/56)


Training Materials and Equipment (2)					
- Toyota Genuine Parts -					
NO.	Code	Description	Specifications	Part no.	Min. Field No. For Semester 1 through 4
137	31	Needle roller bearing	for 1st gear	90364-38007-	20
138	31	Nut, output shaft, rear setting		90179-18005-	20
139	31	Nut, rear stabilizer link	4 pieces	90179-10183-	40
140	31	Nut, rear suspension support to absorber		90179-14015-	5
141	31	Oil seal, no. 1, front transaxle case		90311-25016-	20
142	31	Oil seal, transmission case		90311-34017-	20
143	31	Rear brake hose clip	Corolla	90468-08040-	5
144	31	Rear brake hose, flexible	Corolla	90947-02921-	5
145	31	Seal kit, front axle hub, oil	Corolla	04422-12091-	20
146	31	Sleeve sub-assy, speedometer shaft		33404-12030-	20
147	31	Slotted spring pin for reverse restrict pin		90254-05003-	20
148	31	Snap ring, clutch hub no.1	Mark A	90520-29018-	20
149	31	Snap ring, clutch hub no.1	Mark B	90520-29019-	20
150	31	Snap ring, clutch hub no.1	Mark C	90520-29020-	20
151	31	Snap ring, clutch hub no.1	Mark D	90520-29021-	20
152	31	Snap ring, clutch hub no.1	Mark E	90520-29022-	20
153	31	Snap ring, clutch hub no.1	Mark F	90520-29023-	20
154	31	Snap ring, clutch hub no.2 setting	Mark 0	90520-27046-	20
155	31	Snap ring, clutch hub no.2 setting	Mark 1	90520-27047-	20
156	31	Snap ring, clutch hub no.2 setting	Mark 2	90520-27048-	20
157	31	Snap ring, clutch hub no.2 setting	Mark 3	90520-27049-	20
158	31	Snap ring, clutch hub no.2 setting	Mark 4	90520-27050-	20
159	31	Snap ring, clutch hub no.2 setting	Mark 5	90520-27051-	20
160	31	Snap ring, clutch hub no.3	Mark A	90520-18002-	20
161	31	Snap ring, clutch hub no.3	Mark B	90520-18003-	20
162	31	Snap ring, clutch hub no.3	Mark C	90520-18004-	20
163	31	Snap ring, clutch hub no.3	Mark D	90520-18006-	20
164	31	Snap ring, clutch hub no.3	Mark E	90520-18007-	20
165	31	Snap ring, clutch hub no.3	Mark F	90520-18008-	20
166	31	Snap ring, clutch hub no.3	Mark G	90520-18009-	20
167	31	Snap ring, drive shaft, hole, inboard joint		90521-26004-	20
168	31	Snap ring, drive shaft, inner	Corolla	90520-22005-	20
169	31	Snap ring, front axle hub LH	Corolla	90521-77001-	20
170	31	Snap ring, hole, input shaft rear bearing		90520-64002-	20

P. N.

99

(29/56)

Training Materials and Equipment (2)					
- Toyota Genuine Parts -					
NO.	Code	Description	Specifications	Part no.	Min. Ref'd No. For Semester 1 through 4
171	31	Snap ring, hole, output shaft rear bearing		90520-57002-	20
172	31	Snap ring, input shaft rear bearing	Mark A	90520-22006-	20
173	31	Snap ring, input shaft rear bearing	Mark B	90520-22007-	20
174	31	Snap ring, input shaft rear bearing	Mark C	90520-22008-	20
175	31	Snap ring, input shaft rear bearing	Mark D	90520-22009-	20
176	31	Snap ring, input shaft rear bearing	Mark E	90520-22010-	20
177	31	Snap ring, input shaft rear bearing	Mark F	90520-22011-	20
178	31	Snap ring, shift fork shaft		90520-12003-	20
179	31	Spacer, 4th gear bearing		90560-29001-	20
180	31	Spacer, 5th gear bearing		90560-25006-	20
181	31	Spacer, for 2nd ger bearing		90560-32008-	20
182	31	Spring, compression, shift detent ball		90501-12168-	20
183	31	Spring, synchromesh shifting key, no.2		33391-12040-	20
184	31	Spring, synchromesh shifting key, no.3		33391-12030-	20
185	31	Steering knuckle assy LH		43212-12270-	20
186	31	Synchronizer ring, no.1	1st gear side	33367-20070-	20
187	31	Synchronizer ring, no.1	2nd gear side	33367-20080-	20
188	31	Synchronizer ring, no.2	3rd gear side	33368-12120-	20
189	31	Synchronizer ring, no.2	4th gear side	33368-20070-	20
190	31	Synchronizer ring, no.3		33369-20040-	20
191	31	Transaxle assy	C52	30300-1A360-	16
192	31	Transmission control shift cable	Corolla	33821-12810-	1
193	31	Transmission control shift cable	Corolla	33822-12400-	1
194	32	Brake booster		44610-1E360-	5
195	32	Brake cylinder assy, front disc brake, LH		47750-12400-	1
196	32	Brake cylinder assy, front disc brake, RH		47730-12400-	1
197	32	Brake cylinderr kit, front		04479-12091-	35
198	32	Brake hose, flexible, LH	Corolla	90947-02917-	20
199	32	Brake hose, flexible, RH	Corolla	90947-02914-	20
200	32	Brake master cylinder assy	Tandem	47201-1A020-	21
201	32	Brake pad, front		04465-12240-	35
202	32	Brake shim kit, front		04945-12060-	35
203	32	Brake shoe hold down spring	Corolla, 4 pieces	90501-18017-	40
204	32	Brake shoe hold down spring cup	Corolla, 8 pieces	47449-30030-	80

R. N. 

(30/56)

Training Materials and Equipment (2)					
- Toyota Genuine Parts -					
NO.	Code	Description	Specifications	Part no.	Min. Ref'd No. For Semester 1 through 4
205	32	Brake shoe, rear drum	rear shoe, LH&RH	04495-12240-	60
206	32	Bracket, steering column upper support	Corolla	45878-12220-	2
207	32	Clamp, for steering rack boot	Corolla, 2 pieces	90460-52001-	20
208	32	Clutch master cylinder	Single	31410-12381-	2
209	32	Clutch master cylinder gasket	Single	31415-10010-	2
210	32	Cup kit, rear wheel cylinder, drum		04906-16020-	160
211	32	C-washer, rear brake auto. adjusting lever	4 pieces	90213-06013-	160
212	32	Cylinder assy, rear wheel brake, LH		47570-16040-	160
213	32	Cylinder assy, rear wheel brake, RH		47550-16060-	160
214	32	Cylinder kit, brake master cylinder	Corolla	04493-16080-	10
215	32	Cylinder kit, rear wheel brake		04474-16020-	160
216	32	Gasket kit, ps, control valve OH	Corolla	04455-12090-	2
217	32	Gasket kit, ps, rack&pinion OH	Corolla	04445-12150-	2
218	32	Gasket, brake booster to clevis	Corolla	44785-20020-	10
219	32	Gasket, brake master cylinder	Corolla	90430-06104-	10
220	32	Gasket, brake master cylinder to booster	Corolla	47275-32010-	10
221	32	Housing assy, power steering rack	Corolla	44240-12220-	2
222	32	Pad, brake pedal		31321-12040-	20
223	32	Parking brake cable, no. 1		46410-12250-	20
224	32	Parking brake cable, no. 2		46420-12400-	20
225	32	Parking brake cable, no. 3		46430-12300-	20
226	32	Proportioning valve		47150-12270-	10
227	32	Pump assy, vane	powersteering	44320-12391-	17
228	32	Pump gasket, vane	powersteering	04446-32011-	20
229	32	Rack boot, steering rack	Corolla, 2 pieces	45535-12100-	20
230	32	Shaft assy, steering main	Corolla	45210-12480-	2
231	32	Strut set, parking brake shoe, LH	Corolla	47062-20020-	20
232	32	Strut set, parking brake shoe, RH	Corolla	47061-20020-	20
233	32	Tube, steering column	Corolla	45205-12360-	2
234	33	Alternator	Corolla	27060-15130-	16
235	33	Bulb, ash receptacle lamp	2p	90981-11018-	10
236	33	Bulb, center stop lamp	2p	99132-11210-	10
237	33	Bulb, clearance lamp	2p	99132-12050-	10
238	33	Bulb, headlamp, quartz-halogen	2p	90080-81040-	10

P.N. 17

(31/56)

Training Materials and Equipment (2)					
- Toyota Genuine Parts -					
NO.	Code	Description	Specifications	Part no.	Min.Re'd No.For Semester 1 through 4
239	33	Bulb, license plate lamp	2p	99132-12050-	10
240	33	Bulb, luggage compartment lamp	2p	90981-11020-	10
241	33	Bulb, map lamp	2p	90981-12014-	10
242	33	Bulb, rear combination lamp	2p	99132-11210-	10
243	33	Bulb, rear combination lamp	2p	99132-21210-	10
244	33	Bulb, rear lamp	2p	99132-11210-	10
245	33	Bulb, room lamp, no.1	2p	90981-14011-	10
246	33	Bulb, side turn signal lamp, side	2p	90981-15012-	10
247	33	Bulb, turn signal lamp, front	2p	90981-15009-	10
248	33	Combination meter component	case	83841-12640-	10
249	33	Combination meter component	circuit plate	83861-1E510-	10
250	33	Combination meter component	glass	83852-12700-	10
251	33	Combination meter component	no.1 plate	83811-12610-	10
252	33	Combination meter component	speedometer	83220-12140-	10
253	33	Combination meter component	tachometer	83881-12620-	10
254	33	Compressor	Through vane type	88320-1A440-	1
255	33	Cylinder & key set, ignition switch lock	Ignition switch	69057-12430-	20
256	33	Distributor, IIA	Corolla, 4A-FE	19020-16260-	16
257	33	Flasher relay, turn signal		81980-32010-	1
258	33	Front door assy	Corolla	from scrapped vehicle	20
259	33	Fuel level sender gauge	Sliding resistor type	83320-12512-	2
260	33	Fuel receiver gauge	Cross-coil type	83882-12840-	2
261	33	Fuse	10A	90982-09009-	20
262	33	Fuse	15A	90080-82022-	20
263	33	Fuse	20A	90982-09011-	20
264	33	Fuse	30A	90982-09013-	20
265	33	Fuse	5A	90982-09007-	20
266	33	Fuse	7.5A	90080-82020-	20
267	33	Fusible link	30A	90982-10001-	5
268	33	Fusible link	40A	90982-10002-	5
269	33	Headlamp assy, LH	Corolla	81150-1E420-	20
270	33	High tension code set	Corolla, 4A-FE	90919-22327-	20
271	33	Knock control sensor		89615-22050-	2
272	33	O ring, distributor housing	Gasket, IIA to E/G	90099-14127-	20

P.N.

(32/56)

Training Materials and Equipment (2)					
- Toyota Genuine Parts -					
NO.	Code	Description	Specifications	Part no.	Min. Req'd No. For Semester 1 through 4
273	33	Oil pressure switch assy	Bimetal type	83530-28020-	2
274	33	Packing, dust proof, distributor	Gasket, housing to cap	19127-15120-	20
275	33	Relay, cooling fan		85925-17010-	2
276	33	Relay, headlamp		90987-02006-	2
277	33	Relay, heater blower motor		90987-04002-	2
278	33	Relay, horn		90987-02012-	2
279	33	Relay, magnet-clutch		90080-87008-	2
280	33	Relay, starter		28300-10020-	2
281	33	Sensor, inlet air temperature		89424-12010-	2
282	33	Sensor, throttle position		89452-33030-	2
283	33	Sensor, water temperature		89422-35010-	2
284	33	Spark plug	4A-FE	90919-01166-	30
285	33	Spiral cable		84306-12070-	20
286	33	Starter	reduction type, 4A-FE	28100-16230-	20
287	33	Switch assy, turn signal	combination switch	84310-1E650-	20
288	33	Temperature detect switch, no.2		89428-12160-	2
289	33	Water temperature receiver gauge	Bimetal type	83883-1A220-	10
290	33	Water temperature sender gauge	Resistance type, thermistor	83420-20940-	10
291	33	Windshield washer motor & pump assy		85310-20210-	10
292	33	Wiper arm nut	Corolla	90179-08113-	2
293	33	Wiper arm, LH	Corolla	85221-12310-	1
294	33	Wiper arm, RH	Corolla	85211-12350-	1
295	33	Wiper blade, LH		85222-12730-	40
296	33	Wiper blade, RH		85212-20420-	40
297	33	Wiper link assy	Corolla	85150-12860-	1
298	33	Wiper motor	Corolla	85110-12840-	1
299	31	Gasket, automatic transaxle drain plug		35178-30010-	200
300	31	Neutral start switch	Corolla	84540-16050-	1
301	31	Throttle cable	Corolla	35520-12300-	1
302	30	Carburetor	3RZ-F	21100-75120-	16
303	30	Carburetor gasket kit	3RZ-F	04212-75080-	20
304	30	Carburetor kit	3RZ-F	04211-75120-	20
305	30	Drive belt for compressor	3RZ-F	99364-30940-	5
306	30	Drive belt for fan and alternator	3RZ-F	90916-02336-	5

R.N.

19

(33/56)

Training Materials and Equipment (2)					
- Toyota Genuine Parts -					
NO.	Code	Description	Specifications	Part no.	Min. Re'd No. For Semester 1 through 4
307	30	Drive belt for vane pump	3RZ-F	99364-21110-	5
308	30	Element, air cleaner, type A	3RZ-F	17801-62010-	5
309	30	Element, air cleaner, type B	3RZ-F	17801-58010-	5
310	30	Engine assy, partial	3RZ-F	19000-75430-	1
311	30	Fan pulley	3RZ-F	16371-75030-	5
312	30	Fluid coupling assy	3RZ-F	16210-75060-	5
313	30	Fuel filter	3RZ-F	23300-75090-	10
314	30	Fuel pump	3RZ-F, Carburetor	23100-79096-	5
315	30	Gasket kit, engine OH	3RZ-F	04111-75061-	1
316	30	Gasket kit, engine OH, valve grind	3RZ-F	04112-75061-	1
317	30	Gasket, exhaust manifold to head	3RZ-F	17173-75020-	5
318	30	PCV (valve sub-assy, ventilation)	3RZ-F	12204-46010-	2
319	31	Adjust plate washer, drive pinion, diff. assy	Mark 00	90201-70014-	5
320	31	Adjust plate washer, drive pinion, diff. assy	Mark 01	90201-70015-	5
321	31	Adjust plate washer, drive pinion, diff. assy	Mark 02	90201-70016-	5
322	31	Adjust plate washer, drive pinion, diff. assy	Mark 03	90201-70017-	5
323	31	Adjust plate washer, drive pinion, diff. assy	Mark 04	90201-70018-	5
324	31	Adjust plate washer, drive pinion, diff. assy	Mark 05	90201-70019-	5
325	31	Adjust plate washer, drive pinion, diff. assy	Mark 06	90201-70020-	5
326	31	Adjust plate washer, drive pinion, diff. assy	Mark 07	90201-70021-	5
327	31	Adjust plate washer, drive pinion, diff. assy	Mark 08	90201-70022-	5
328	31	Adjust plate washer, drive pinion, diff. assy	Mark 09	90201-70023-	5
329	31	Adjust plate washer, drive pinion, diff. assy	Mark 10	90201-70024-	5
330	31	Adjust plate washer, drive pinion, diff. assy	Mark 11	90201-70025-	5
331	31	Adjust plate washer, drive pinion, diff. assy	Mark 12	90201-70026-	5
332	31	Adjust plate washer, drive pinion, diff. assy	Mark 13	90201-70027-	5
333	31	Adjust plate washer, drive pinion, diff. assy	Mark 14	90201-70028-	5
334	31	Adjust plate washer, drive pinion, diff. assy	Mark 15	90201-70029-	5
335	31	Adjust plate washer, drive pinion, diff. assy	Mark 16	90201-70030-	5
336	31	Adjust plate washer, drive pinion, diff. assy	Mark 17	90201-70031-	5
337	31	Adjust plate washer, drive pinion, diff. assy	Mark 18	90201-70032-	5
338	31	Adjust plate washer, drive pinion, diff. assy	Mark 19	90201-70033-	5
339	31	Adjust plate washer, drive pinion, diff. assy	Mark 20	90201-70034-	5
340	31	Adjust plate washer, drive pinion, diff. assy	Mark 21	90201-70035-	5

R.N.

(34/56)


Training Materials and Equipment (2)					
- Toyota Genuine Parts -					
NO.	Code	Description	Specifications	Part no.	Min. Read No. For Semester 1 through 4
341	31	Adjust plate washer, drive pinion, diff. assy	Mark 22	90201-70036-	5
342	31	Adjust plate washer, drive pinion, diff. assy	Mark 23	90201-70037-	5
343	31	Adjust plate washer, drive pinion, diff. assy	Mark 24	90201-70038-	5
344	31	Adjust plate washer, drive pinion, diff. assy	Mark 25	90201-70039-	5
345	31	Adjust plate washer, drive pinion, diff. assy	Mark 26	90201-70040-	5
346	31	Adjust plate washer, drive pinion, diff. assy	Mark 27	90201-70041-	5
347	31	Adjust plate washer, drive pinion, diff. assy	Mark 28	90201-70042-	5
348	31	Adjust plate washer, drive pinion, diff. assy	Mark 87	90201-70001-	5
349	31	Adjust plate washer, drive pinion, diff. assy	Mark 88	90201-70002-	5
350	31	Adjust plate washer, drive pinion, diff. assy	Mark 89	90201-70003-	5
351	31	Adjust plate washer, drive pinion, diff. assy	Mark 90	90201-70004-	5
352	31	Adjust plate washer, drive pinion, diff. assy	Mark 91	90201-70005-	5
353	31	Adjust plate washer, drive pinion, diff. assy	Mark 92	90201-70006-	5
354	31	Adjust plate washer, drive pinion, diff. assy	Mark 93	90201-70007-	5
355	31	Adjust plate washer, drive pinion, diff. assy	Mark 94	90201-70008-	5
356	31	Adjust plate washer, drive pinion, diff. assy	Mark 95	90201-70009-	5
357	31	Adjust plate washer, drive pinion, diff. assy	Mark 96	90201-70010-	5
358	31	Adjust plate washer, drive pinion, diff. assy	Mark 97	90201-70011-	5
359	31	Adjust plate washer, drive pinion, diff. assy	Mark 98	90201-70012-	5
360	31	Adjust plate washer, drive pinion, diff. assy	Mark 99	90201-70013-	5
361	31	Ball, locking for 1st gear bush		90360-06004-	10
362	31	Ball, reverse shift restrict		90360-08009-	10
363	31	Ball, shaft detent		90360-10003-	10
364	31	Ball, shift detent, no 2		90360-10003-	10
365	31	Bearing for 3rd gear, OP shaft		90364-32023-	10
366	31	Bearing for counter gear rear		90363-22007-	10
367	31	Bearing for OP shaft center		90520-25003-	10
368	31	Bearing for rear axle shaft LH	for rear axle assy	90363-40020-	20
369	31	Bearing for rear axle shaft RH	for rear axle assy	90363-40020-	20
370	31	Bearing spacer, diff. drive pinion	Haux	41231-34010-	20
371	31	Bearing, 5th gear		90364-27002-	10
372	31	Bearing, counter shaft center		33430-30010-	10
373	31	Bearing, front, IP shaft		90363-35033-	10
374	31	Bearing, needle roller for 1st gear		90364-43006-	10

R.N.

19/

(35/56)

Training Materials and Equipment (2)					
- Toyota Genuine Parts -					
NO.	Code	Description	Specifications	Part no.	Min. Req'd No. For Semester 1 through 4
375	31	Bearing, needle roller for 2nd gear		90364-43006	10
376	31	Bearing, needle roller for counter gear shaft		90365-25014	10
377	31	Bearing, needle roller, 1st gear		90364-43006	10
378	31	Bearing, needle roller, 2nd gear		90364-43006	10
379	31	Bearing, needle roller, IP shaft		90364-19006	10
380	31	Bearing, OP shaft rear		33350-30010	10
381	31	Bolt, steering knuckle & dust cover)	for front hub assy	90119-08A21	20
382	31	Case, rear axle bearing, LH	for rear axle assy	42421-35040	20
383	31	Case, rear axle bearing, RH	for rear axle assy	42421-35040	20
384	31	Clutch cover	Hilux	31210-30240	10
385	31	Clutch pilot bearing for input shaft	Hilux	90363-12018	10
386	31	Clutch release bearing	Hilux	31230-35090	10
387	31	Cotter pin, adjusting nut, front axle hub		90252-04005	20
388	31	Differential carrier assy, rear	for rear axle assy & component	41110-34200	32
389	31	Drum assy, rear brake	for rear axle assy, 2p	42431-35151	40
390	31	Dust cover, disc brake, front LH	for front hub assy	47782-35140	20
391	31	Dust cover, disc brake, front RH	for front hub assy	47781-35140	20
392	31	Dust deflector, companion flange, diff. assy		41252-34010	10
393	31	E ring, reverse idler gear shaft		90523-17001	10
394	31	E ring, reverse shift arm		96160-00800	10
395	31	Flywheel sub-assy		13405-75030	40
396	31	Gasket kit, rear axle housing assy	for rear axle assy	04412-35180	20
397	31	Gasket kit, transmission	W56	04331-35210	50
398	31	Gasket, back-up light switch		90430-18008	50
399	31	Gasket, brake drum oil deflector		42443-30010	20
400	31	Gasket, diff. carrier to rear axle housing		42181-34011	20
401	31	Gasket, exhaust pipe to manifold	2 pieces	90917-06061	40
402	31	Gasket, exhaust pipe to tail pipe		90917-06046	10
403	31	Gasket, rear axle housing drain plug		12157-10010	20
404	31	Gasket, rear axle housing filler plug	Hilux	12157-10010	20
405	31	Gasket, restrict pin	W56, 2 pieces	90430-18008	50
406	31	Gasket, transmission case	for filler plug	90430-18008	50
407	31	Gasket, transmission drain plug		90430-18008	100
408	31	Hub assy, front axle, LH	for front hub assy	43502-39105	20

R.N. 

(36/56)

Training Materials and Equipment (2)					
- Toyota Genuine Parts -					
NO.	Code	Description	Specifications	Part no.	Min. Ref'd No. For Semester 1 through 4
409	31	Hub assy, front axle, RH	for front hub assy	43502-39105-	20
410	31	Key, synchromesh shifting, no.1	No.1 clutch hub, 3p	33365-30060-	30
411	31	Key, synchromesh shifting, no.2	No.2 clutch hub, 3p	33365-30060-	30
412	31	Key, synchromesh shifting, no.3	for no.3 clutch hub, 3p	33364-30021-	30
413	31	Nut, exhaust pip set stud bolt	3p, manifold to front pipe	90179-10070-	30
414	31	O ring for bearing retainer set	for rear axle assy, 2p	90301-88077-	40
415	31	Oil seal for rear axle shaft outer	for rear axle assy, 2p	90313-48001-	40
416	31	Oil seal, companion flange, diff. assy	Hilux	90311-44007-	10
417	31	Oil seal, extension housing		90311-38032-	50
418	31	Oil seal, front bearing retainer		90311-30014-	50
419	31	Oil seal, inner bearing, front axle hub	2p	90311-50005-	40
420	31	Oil seal, rear axle shaft, LH	axle shaft to diff.	90310-50001-	5
421	31	Oil seal, rear axle shaft, outer	2p	90313-48001-	20
422	31	Oil seal, rear axle shaft, RH	axle shaft to diff.	90310-50001-	5
423	31	Oil seal, speed meter shaft sleeve, driven gear	Hilux	90310-09001-	100
424	31	Pin, shift inter lock, no.1		33264-22010-	10
425	31	Pin or bolt, shift lever housing	for extension housing	90105-08079-	10
426	31	Pin, shift inter lock, no.2	L=11.2, OD=4	33265-22010-	10
427	31	Pin, shift inter lock, no.2	L=13.6, OD=6	33266-22010-	10
428	31	Pin, shift inter lock, no.2	L=8.6 OD=6	90250-06007-	10
429	31	Pin, slotted spring for reverse restrict pin	for extension housing	90254-05016-	10
430	31	Plate assy, brake backing, rear LH	for rear axle assy	47044-35051-	20
431	31	Plate assy, brake backing, rear RH	for rear axle assy	47043-35061-	20
432	31	Propeller shaft assy	2 joint, short, RZN144	37110-3D200-	2
433	31	Propeller shaft assy	3 joint, long, RZN149	37100-35700-	2
434	31	Rear axle housing assy, rear	for rear axle assy	42110-35800-	16
435	31	Retainer, rear axle bearing, inner LH	for rear axle assy	42423-20010-	20
436	31	Retainer, rear axle bearing, inner RH	for rear axle assy	42423-20010-	20
437	31	Reverse synchronizer pull ring		33388-30011-	10
438	31	Shaft assy, rear axle	for rear axle assy, 2p	42301-35090-	32
439	31	Snap ring for clutch hub no.3	T=2.06-2.11	90520-24002-	10
440	31	Snap ring for clutch hub no.3	T=2.12-2.17	90520-24003-	10
441	31	Snap ring for clutch hub no.3	T=2.18-2.23	90520-24004-	10
442	31	Snap ring for clutch hub no.3	T=2.24-2.29	90520-24005-	10

R.N. 17

(37/56)

Training Materials and Equipment (2)					
- Toyota Genuine Parts -					
NO.	Code	Description	Specifications	Part no.	Min. Req'd No. For Semester 1 through 4
443	31	Snap ring for rear axle shaft LH	for rear axle assy	90520-36045-	20
444	31	Snap ring for rear axle shaft RH	for rear axle assy	90520-36045-	20
445	31	Snap ring for rear axle shaft, LH	axle shaft to diff.	90520-36045-	5
446	31	Snap ring for rear axle shaft, RH	axle shaft to diff.	90520-36045-	5
447	31	Snap ring, counter gear front bearing, no. 1		90520-49222-	10
448	31	Snap ring, counter gear front bearing, no. 2	Mark A	90520-23057-	10
449	31	Snap ring, counter gear front bearing, no. 2	Mark B	90520-23058-	10
450	31	Snap ring, counter gear front bearing, no. 2	Mark C	90520-23059-	10
451	31	Snap ring, counter gear front bearing, no. 2	Mark D	90520-23060-	10
452	31	Snap ring, counter gear front bearing, no. 2	Mark E	90520-23061-	10
453	31	Snap ring, counter gear front bearing, no. 2	Mark F	90520-23062-	10
454	31	Snap ring, counter gear rear bearing	M1	90520-20008-	10
455	31	Snap ring, counter gear rear bearing	M2	90520-20009-	10
456	31	Snap ring, counter gear rear bearing	M3	90520-20010-	10
457	31	Snap ring, counter gear rear bearing	M4	90520-20011-	10
458	31	Snap ring, counter gear rear bearing	M5	90520-20012-	10
459	31	Snap ring, counter gear rear bearing	M6	90520-20013-	10
460	31	Snap ring, counter gear rear bearing	M7	90520-20014-	10
461	31	Snap ring, front bearing, IP shaft	Large	90520-76001-	10
462	31	Snap ring, front bearing, IP shaft	Small, M1	90520-33168-	10
463	31	Snap ring, front bearing, IP shaft	Small, M11	90520-33107-	10
464	31	Snap ring, front bearing, IP shaft	Small, M12	90520-33132-	10
465	31	Snap ring, front bearing, IP shaft	Small, M2	90520-33169-	10
466	31	Snap ring, front bearing, IP shaft	Small, M3	90520-33170-	10
467	31	Snap ring, front bearing, IP shaft	Small, M4	90520-33171-	10
468	31	Snap ring, front bearing, IP shaft	Small, M5	90520-33172-	10
469	31	Snap ring, no.2 clutch hub sleeve, OP shaft	C1	90520-28012-	10
470	31	Snap ring, no.2 clutch hub sleeve, OP shaft	D	90520-28245-	10
471	31	Snap ring, no.2 clutch hub sleeve, OP shaft	M11	90520-28014-	10
472	31	Snap ring, no.2 clutch hub sleeve, OP shaft	M12	90520-28015-	10
473	31	Snap ring, no.2 clutch hub sleeve, OP shaft	M13	90520-28016-	10
474	31	Snap ring, no.2 clutch hub sleeve, OP shaft	M14	90520-28017-	10
475	31	Snap ring, no.2 clutch hub sleeve, OP shaft	M15	90520-28018-	10
476	31	Snap ring, OP shaft bearing	no mark	90520-54003-	10

P.N.

13

(38/56)

Training Materials and Equipment (2)					
- Toyota Genuine Parts -					
NO.	Code	Description	Specifications	Part no.	Min. Re'd No. For Semester 1 through 4
477	31	Snap ring, OP shaft rear bearing & 5th gear	M10	90520-25270-	10
478	31	Snap ring, OP shaft rear bearing & 5th gear	M11	90520-25271-	10
479	31	Snap ring, OP shaft rear bearing & 5th gear	M12	90520-25272-	10
480	31	Snap ring, OP shaft rear bearing & 5th gear	M13	90520-25273-	10
481	31	Snap ring, OP shaft rear bearing & 5th gear	M14	90520-25003-	10
482	31	Snap ring, OP shaft rear bearing & 5th gear	M15	90520-25004-	10
483	31	Snap ring, OP shaft rear bearing & 5th gear	M8	90520-25284-	10
484	31	Snap ring, OP shaft rear bearing & 5th gear	M9	90520-25285-	10
485	31	Snap ring, shift fork shaft	2p	90520-12003-	20
486	31	Spacer, couter gear, no.1		33431-22030-	10
487	31	Spacer, couter gear, no.2		33431-22020-	10
488	31	Spring, compression	for no.3 clutch hub, 3p	90501-07104-	30
489	31	Spring, compression, no.1	No.1 clutch hub, 3p	90501-08134-	30
490	31	Spring, compression, no.2	No.2 clutch hub, 3p	90501-08134-	30
491	31	Steering knuckle assy, LH	for front hub assy	43212-35160-	20
492	31	Steering knuckle assy, RH	for front hub assy	43211-35200-	20
493	31	Synchronizer ring, cone	for counter 5th gear	33389-30011-	10
494	31	Synchronizer ring, no.1, OP shaft	1st gear side	33367-30060-	10
495	31	Synchronizer ring, no.1, OP shaft	2nd gear side	33367-35020-	10
496	31	Synchronizer ring, no.2, IP shaft		33368-30120-	10
497	31	Synchronizer ring, no.2, OP shaft		33368-30120-	10
498	31	Synchronizer ring, outer no.3	for counter 5th gear	33384-30010-	10
499	31	Transmission assy	W56	33030-3D710-	16
500	32	Bearing kit, front axle shaft, LH		04421-35020-	20
501	32	Bearing kit, front axle shaft, RH		04421-35020-	20
502	32	Brake pad kit, front		04465-35020-	30
503	32	Brake shoe hold down spring	4p	90501-20756-	40
504	32	Brake shoe hold down spring cup	8p	47449-30020-	80
505	32	Brake shoe kit, rear		04495-35170-	60
506	32	Brake shoe return spring		90506-20005-	20
507	32	Bush, front lower arm, no.1, LH		48654-35100-	20
508	32	Bush, front lower arm, no.1, RH		48654-35100-	20
509	32	Cotter pin, front axle hub adjusting nut		90252-04005-	20
510	32	Gasket kit, power steering gear, for R&P		04445-35120-	10

R.N.

15

(39/56)

Training Materials and Equipment (2)					
- Toyota Genuine Parts -					
NO.	Code	Description	Specifications	Part no.	Min. Reqd No. For Semester 1 through 4
511	32	Gasket kit, power steering pump		04446-30120-	10
512	32	Gasket, rear drum	2 pieces	42444-35070-	60
513	32	Joint assy, front lower ball joint, LH		43330-39445-	10
514	32	Joint assy, front lower ball joint, RH		43330-39445-	10
515	32	Joint assy, front upper ball joint, LH		43350-39125-	10
516	32	Joint assy, front upper ball joint, RH		43350-39125-	10
517	32	Leaf spring assy, LH		48210-3D090-	1
518	32	Leaf spring assy, RH		48210-3D090-	1
519	32	Nut, front lower arm for spring bumper		90179-08087-	20
520	32	Nut, front shock absorber, upper		94184-61000-	20
521	32	O ring, power steering suction port		90301-11016-	10
522	32	O ring, pressure port union, fr. housing, vane pump		90301-19013-	10
523	32	O ring, vane pump side plate rear	inner	90301-18007-	10
524	32	O ring, vane pump side plate rear	outer	90301-47001-	10
525	32	Oil reservoir assy, vane pump	for vane pump assy	44306-34030-	2
526	32	Oil seal, front axle hub, LH		90311-50005-	10
527	32	Oil seal, front axle hub, RH		90311-50005-	10
528	32	Oil seal, no.2. vane pump housing		90311-17007-	10
529	32	Seal, front upper arm pivot dust, LH	2p	48633-35010-	40
530	32	Seal, front upper arm pivot dust, RH	2p	48633-35010-	40
531	32	Steering gear assy, power		44110-35340-	17
532	32	Straight pin, cam ring, vane pump	2p	90250-04071-	20
533	32	Vane pump assy		44320-35550-	2
534	33	Compressor	Swash plate type	88320-35650-	1
535	34	Glow plug		19850-54120-	20
536	34	Injection pump	Distributor type	22100-54860-	4
537	34	Nozzle and holder set, nozzle		23600-59105-	20
538	34	Oil filter		15600-41010-	20
539	34	Fuel filter		23390-64480-	20
540	34	V belt, vane pump		99332-10865-	20
541	34	V belt, compressor to crankshaft		99332-11205-	20
542	34	V belt, fan and alternator		90916-02211-	20
543	30	Air filter	1FZ-FE	17801-67060-	5
544	32	Brake caliper, RH	LC100, 2 pistons	47750-60090-	1

R.N.

S

(40/56)

Training Materials and Equipment (2)					
- Toyota Genuine Parts -					
NO.	Code	Description	Specifications	Part no.	Min. Req. No. For Semester 1 through 4
545	32	Brake pad kit, front	LC100	04465-60151	15
546	31	Differential assy, rear	LC100	41110-6A100-	1
547	31	Differential assy, rear	LC100, w/diff. lock	41110-6A130-	1
548	31	Differential assy, rear	LC100, w/LSD	41110-6A110-	1
549	30	Fuel filter	1FZ-FE	23390-64480-	10
550	30	Oil filter	1FZ-FE	15600-41010-	5
551	30	V belt, compressor to crankshaft	1FZ-FE	99332-60910-	5
552	30	V belt, fan and alternator	1FZ-FE	90916-02353-	5
553	33	Circuit breaker	AE92	82650-20011-	2
554	33	Bulb, headlight, semi-sealed, ordinary	BJ60	90981-05034-	2
555	33	Headlight assy, sealed beam	BJ60	61110-90A28-	2
556	31	Propeller shaft assy	JZA80, 3 joint w/Flexible	37100-14780-	2
557	31	Differential assy, rear	JZA80, Worm gear (Torsen) type	41110-14750-	1
558	30	Air filter	LC60, oil bath	17801-68010-	2
559	33	Fuel receiver gauge	MX81, Bimetal type	83243-22450-	2
560	30	Air flow meter	TCR10, Vane	22250-76030-	2
561	30	Air flow meter	UCF10, Calman	22250-50010-	2
562	30	Air flow meter	UCF20, Hot wire	22204-20010-	2
563	32	Brake caliper, RH	UCF20, Opposed-cylinder, 4 pistons	47730-50102-	1

R.N. 17

(41/56)

Training Materials and Equipment (3)					
- Toyota SSTs / others -					
NO.	Code	Description	Specifications	Part no.	Min. Req'd No. For Semester 1 through 4
1	37	Adhesive 1324	THREE BOND 1324	08833-00070-	10
2	37	Adhesive 1344	THREE BOND 1344	08833-00080-	10
3	37	Seal packing	No.1282-B	08826-00100-	10
4	40	4WD simulator	For FF	STM-110	1
5	40	4WD simulator	For FR	STM-109	1
6	40	Air conditioning simulator		STM-056	1
7	40	Battery cut-away parts		STM-043	1
8	40	Body wiring board (ES300)	STM026 to 063	STM-063	1
9	40	Brake cut-away parts		STM-037	1
10	40	Brake simulator		STM-034	1
11	40	Cylinder head cut-away parts	Compact DOHC	STM-047	2
12	40	Diesel engine cut-away parts		STM-024	1
13	40	EFI cut-away parts		STM-018	2
14	40	EFI simulator		STM-073	1
15	40	Electricity master		STM-001	20
16	40	Electromagnetism		STM-017	20
17	40	Electronics master	Kit B	STM-033	20
18	40	Emission control system device cut-away parts		STM-051	1
19	40	Engine electrical cut-away parts		STM-019	1
20	40	Engine overhaul stand	S type	STM-080	24
21	40	Engine stand	Standard type	STM-028	16
22	40	Engine stand	Universal type	STM-029	8
23	40	Exhaust main muffler cut away parts		STM-066	1
24	40	Front shockabsorber cut-away parts		STM-041	1
25	40	Logic circuit & Logic IC		STM-004	20
26	40	Piston stroke vs crankshaft angle		STM-105	1
27	40	Power steering oil pump		STM-040	1
28	40	Propeller shaft balance simulator		STM-107	1
29	40	Rear shockabsorber cut-away parts		STM-042	1
30	40	Relay simulation board		STM-002	20
31	40	Signal generator		STM-035	21
32	40	Steering gear box cut-away parts	Normal	STM-038	1
33	40	Steering gear box cut-away parts	Power	STM-039	1
34	40	Suspension system (1)	Double wishborn type 1	STM-101	1

P. N.

12/9

(42/56)

Training Materials and Equipment (3)					
- Toyota SSTs / others -					
NO.	Code	Description	Specifications	Part no.	Min. Req'd No. For Semester 1 through 4
35	40	Suspension system (2)	Double wishborn type 2	STM-102	1
36	40	Suspension system (3)	Mac Pherson strut type	STM-103	1
37	40	TCCS board		STM-005	0
38	40	Three-way catalytic converter		STM-052	1
39	40	Tire construction type		STM-045	1
40	40	Transaxle cut-away parts	AT, A131L	STM-025	1
41	40	Transaxle cut-away parts	MT, C50	STM-021	1
42	40	Viscous cut-away		STM-062	1
43	40	Wheel balance simulator		STM-106	4
44	51	A/C service tool set	for CFC12	07110-58011-	0
45	51	A/C service tool set	for HFC134a	07110-68060-	4
46	51	Alternator pulley set nut wrench set		09820-63011-	5
47	51	Alternator rear bearing puller		09820-00021-	5
48	51	Armature shaft bearing replacer		09285-76010-	5
49	51	Automatic transmission tool set		09350-32014-	1
50	51	Ball joint puller		09628-00011-	4
51	51	Ball joint puller		09628-10011-	8
52	51	Ball joint puller		09628-62011-	8
53	51	Base		09710-04081-	8
54	51	Bearing remover		09950-00020-	20
55	51	Belt tension cable		09216-00050-	20
56	51	Belt tension gauge		09216-00021-	20
57	51	Brake booster push rod gauge		09737-00011-	8
58	51	Brake shoe return spring tool		09703-30010-	32
59	51	Carburetor adjusting gauge set		09240-00014-	8
60	51	Carburetor driver set		09860-11011-	16
61	51	Carburetor driver set		09860-11011-	0
62	51	Clamp		09268-41300-	16
63	51	Clutch diaphragm spring aligner		09333-00013-	8
64	51	Clutch guide tool	Corolla	09301-00120-	8
65	51	Clutch guide tool	Hilux	09301-00110-	4
66	51	Coil spring compressor		09727-30021-	8
67	51	Companion flange holding tool		09330-00021-	40
68	51	Compressor, valve spring		09202-70020-	32

P. N.

12

(43/56)

Training Materials and Equipment (3)					
- Toyota SSTs / others -					
NO.	Code	Description	Specifications	Part no.	Min. Req'd No. For Semester 1 through 4
69	51	Crankshaft front oil seal replacer		09223-46011-	8
70	51	Crankshaft pulley holding tool		09213-14010-	32
71	51	Crankshaft pulley puller		09213-31021-	32
72	51	Crankshaft pulley replacer		09214-76011-	8
73	51	Crankshaft rear oil seal replacer		09223-15020-	8
74	51	Crankshaft rear oil seal replacer		09223-56010-	8
75	51	Cylinder head bolt wrench		09205-16010-	32
76	51	Diagnosis check wire		09843-18020-	20
77	51	Differential drive pinion rear bearing cone replacer		09506-30012-	16
78	51	Differential drive pinion rear bearing replacer		09506-35010-	16
79	51	Differential oil seal replacer		09554-30011-	16
80	51	Differential side bearing adjusting nut wrench		09504-00011-	16
81	51	Differential side bearing cone replacer		09608-00081-	4
82	51	Differential side bearing washer remover & replacer		09504-22012-	16
83	51	Drive pinion front bearing remover		09556-22010-	16
84	51	Drive shaft boot clamping tool		09521-24010-	16
85	51	EFI fuel pressure gauge		09268-45014-	8
86	51	EFI inspection wire	A wire	09842-30050-	16
87	51	EFI inspection wire	C wire	09842-30020-	16
88	51	EFI inspection wire	D wire	09842-30040-	16
89	51	EFI inspection wire	E wire	09842-30060-	16
90	51	EFI inspection wire		09842-30055-	16
91	51	EFI inspection wire		09842-30070-	16
92	51	Electrical tester		09082-00050-	60
93	51	Engine adjust kit		09200-00010-	16
94	51	Engine adjust kit		09200-00010-	8
95	51	Front spring upper seat holder		09729-22031-	20
96	51	Fuel filter wrench		09228-64010-	16
97	51	Fuel pressure gauge		09268-45014-	8
98	51	Fuse, Electrical tester	15A	09083-00210-	100
99	51	Fuse, Electrical tester	2A	09083-00200-	100
100	51	Grease nipple no.1		09709-00060-	30
101	51	Grease nipple no.2		09709-00070-	30
102	51	Grease nipple no.3		09709-00080-	60

R. N. 14

(44/56)

Training Materials and Equipment (3)					
- Toyota SSTs / others -					
NO.	Code	Description	Specifications	Part no.	Min. Req. No. For Semester 1 through 4
103	51	Handle 150		09951-07150-	16
104	51	Handle set		09950-70010-	32
105	51	Handle set		09950-70010-	0
106	51	Hexagon wrench	10mm	09043-38100-	24
107	51	Hexagon wrench		09040-00011-	16
108	51	Idle adjusting screw wrench		09243-00020-	0
109	51	Idle adjusting service wrench		09243-00020-	24
110	51	Input shaft front bearing puller	Replacer	09304-30012-	4
111	51	Input shaft front bearing puller		09303-35011-	4
112	51	LSPV gauge set		09709-29018-	5
113	51	Max speed adjusting screw lock nut wrench		09275-54020-	8
114	51	Oil filter wrench		09228-06501-	32
115	51	Oil pan seal cutter		09032-00100-	16
116	51	Oil pressure gauge set		09992-00095-	8
117	51	Oil pressure switch socket		09816-30010-	8
118	51	Oil seal puller		09308-00010-	32
119	51	Pin punch		09031-00030-	16
120	51	Piston pin remover & replacer		09221-25026-	8
121	51	Pitman arm puller		09610-20012-	4
122	51	Planger stroke measuring tool		09275-54011-	8
123	51	Plate A		09313-00040-	16
124	51	Plate B		09313-00050-	16
125	51	Power steering hose nut wrench set		09631-22020-	16
126	51	Power steering pressure gauge set		09640-10010-	8
127	51	Puller A set		09950-30012-	8
128	51	Puller B set		09950-40011-	16
129	51	Rear axle shaft bearing remover		09527-17011-	8
130	51	Rear axle shaft puller		09520-00034-	8
131	51	Rear axle shaft puller		09521-25011-	8
132	51	Rear bearing replacer		09313-00030-	8
133	51	Rear wheel bearing replacer		09515-30010-	8
134	51	Remover & replacer		09710-04051-	8
135	51	Replacer		09608-03071-	4
136	51	Replacer		09608-03081-	4

R. N.

11

(45/56)

Training Materials and Equipment (3)					
- Toyota SSTs / others -					
NO.	Code	Description	Specifications	Part no.	Min.Red No. For Semester 1 through 4
137	51	Replacer 44		09951-00410-	0
138	51	Replacer 52		09951-00560-	0
139	51	Replacer 56		09951-00510-	0
140	51	Replacer F		09316-00071-	16
141	51	Replacer pipe		09316-00011-	16
142	51	Replacer set		09950-60010-	32
143	51	Replacer set		09950-60020-	16
144	51	Replacer set		09950-60010-	0
145	51	Replacer set "B"		09550-10013-	32
146	51	Reverse gear remover		09313-00010-	16
147	51	Scan tool	Toyota, Intelligent tester	*1	4
148	51	Shoe hold down spring driver		09718-00010-	16
149	51	Snapping expander		09905-00012-	60
150	51	Snapping plier		09905-00013-	24
151	51	Spring tension		09921-00010-	16
152	51	Steering knuckle oil seal replacer		09608-32010-	8
153	51	Steering knuckle tool		09649-17010-	16
154	51	Steering wheel puller		09950-50012-	8
155	51	Suspension bushing tool set		09710-30021-	16
156	51	Tacho pulse pick up wire		09843-18010-	32
157	51	Tacho pulse pick up wire No.2		09843-18030-	16
158	51	Tie rod end pullers	various	09611-22012-	8
159	51	Transmission bearing replacer		09309-37010-	20
160	51	Transmission gear remover & replacer		09312-20012-	16
161	51	Transmission oil plug		09325-40010-	5
162	51	Transmission & transfer bearing replacer		09316-60011-	16
163	51	Transmission rear bearing replacer		09309-36010-	16
164	51	Union No. 1		60405-09015-	20
165	51	Union No. 2		09268-41001-	16
166	51	Union nut wrench		09023-00100-	32
167	51	Upper ball joint dust cover replacer		09636-20010-	8
168	51	Valve clearance adjust tool set		09248-55040-	16
169	51	Valve guide bush remover & replacer		09201-01060-	8
170	51	Valve guide bushing remover & replace set		09201-16000-	8

R.N.
11/11