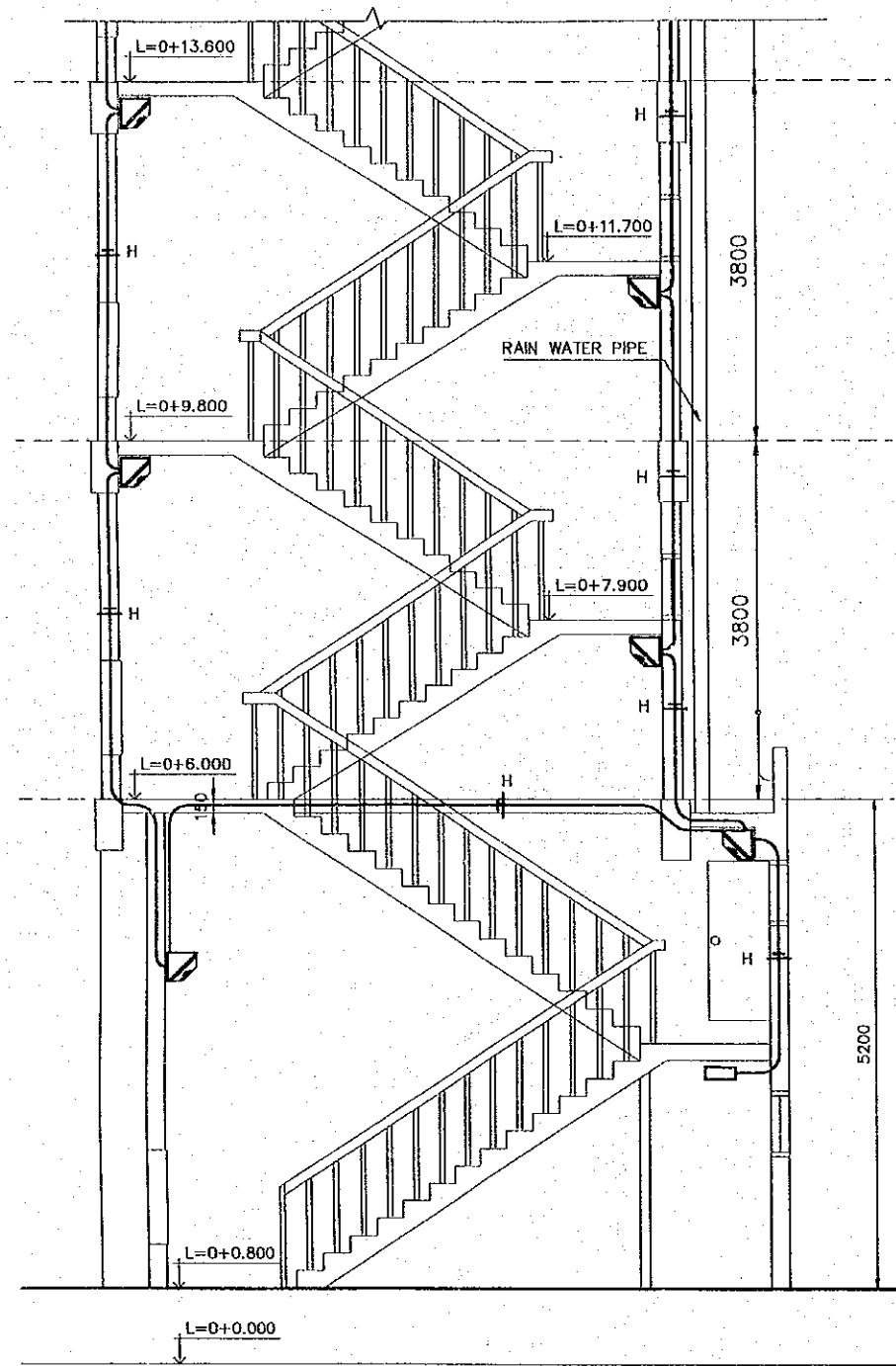


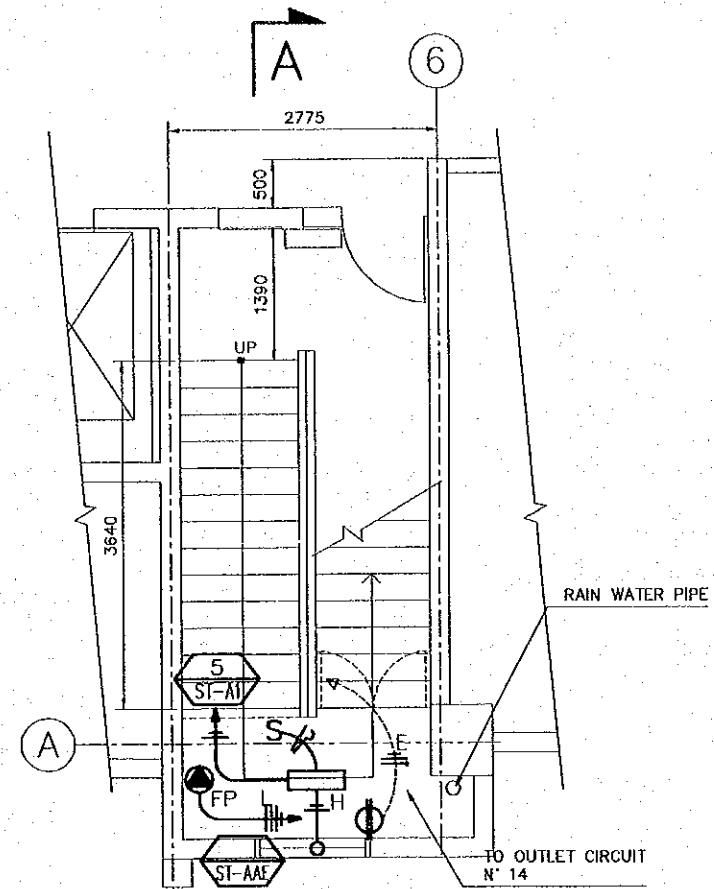
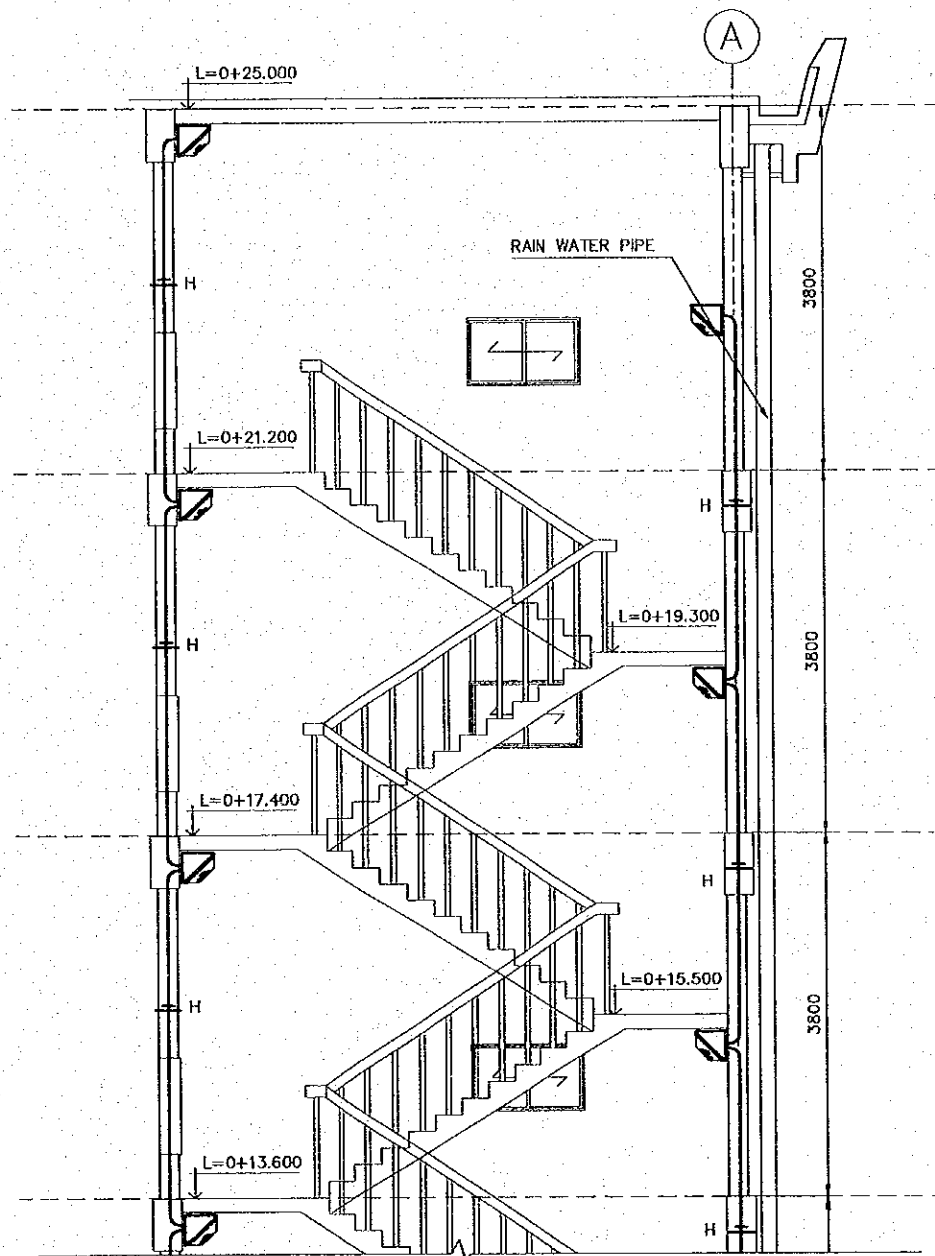
LIGHTING 4TH FLOOR PLAN
SCALE 1:100

WIRING SYMBOLOLOGY		SYMBOLS					
SYMBOL	WIRING/DUCTING						
A	2 - 2.1 mm ² ∅ 13mm		CIRCUIT NUMBER 1 FROM PANEL BOARD		FLUORESCENT FIXTURE 2'x2', 2x22 WATTS RECESSED IN CEILING		SWITCH
B	3 - 2.1 mm ² ∅ 13mm		PANELBOARD		FLUORESCENT DOWNLIGHT 2x26 WATTS		ELECTRICAL WIRING CONCEALED IN CEILING
C	4 - 2.1 mm ² ∅ 13mm		RECESSED WALL LIGHT h=500		INCANDESCENT FIXTURE 1x60 WATTS		NEUTRAL, PHASE, SWITCH LEG
F	2 - 5.3 mm ² ∅ 19mm		FLUORESCENT FIXTURE 4'x2', 3x32 WATTS RECESSED IN CEILING		EXIT LIGHT		WALL MOUNTED FIXTURE 1x32W
							CIRCUIT FEEDER

JAPAN INTERNATIONAL COOPERATION AGENCY (JICA) COMISION EJECUTIVA PORTUARIA AUTONOMA (CEPA)	THE DETAILED DESIGN ON PORT REACTIVATION PROJECT IN LA UNION PROVINCE OF THE REPUBLIC OF EL SALVADOR NIPPON KOEI CO., LTD.	DESIGNED BY :	SECTION : BUILDING WORK	DATE : OCTOBER/2002
		CHECKED BY :	SUB-SECTION : PORT ADMINISTRATION BUILDING	SCALE : 1 : 100
		APPROVED BY :	TITLE : LIGHTING FOURTH FLOOR PLAN	DRAWING NO. : 80-01-103



MAIN STAIRS CASE SECTION A-A
SCALE 1:75



MAIN STAIRS PLAN
FIRST TO
SECOND FLOOR
SCALE 1:75

WIRING SYMBOLOLOGY

SYMBOL	WIRING/DUCTING
E	2 - 3.3 mm ² ∅ 13mm 1 - 2.1 mm ²
F	2 - 5.3 mm ² ∅ 19mm
H	2 - 3.3 mm ² ∅ 13mm
L	4 - 8.4 mm ² ∅ 19mm

- SYMBOLS
- CONNECTION FOR FIRE PUMP 480V, 3 PHASE 10 H.P.
 - ELECTRICAL WIRING CONCEALED IN CEILING OR WALL
 - NEUTRAL, PHASE, GROUNDING, SWITCH LEG.
 - FLUORESCENT FIXTURE 2x32 WATTS SURFACE MOUNTED
 - FLUORESCENT FIXTURE 2x32 WATTS ANGLED WALL MOUNT/WITH BATTERY PACK
 - SWITCH
 - DUPLEX RECEPTABLE 120V

REV. NO.	DATE	COORDINATE	BY	APPROVED	DATE

JICA
JAPAN INTERNATIONAL COOPERATION AGENCY (JICA)

Cepa
COMISION EJECUTIVA PORTUARIA AUTONOMA (CEPA)

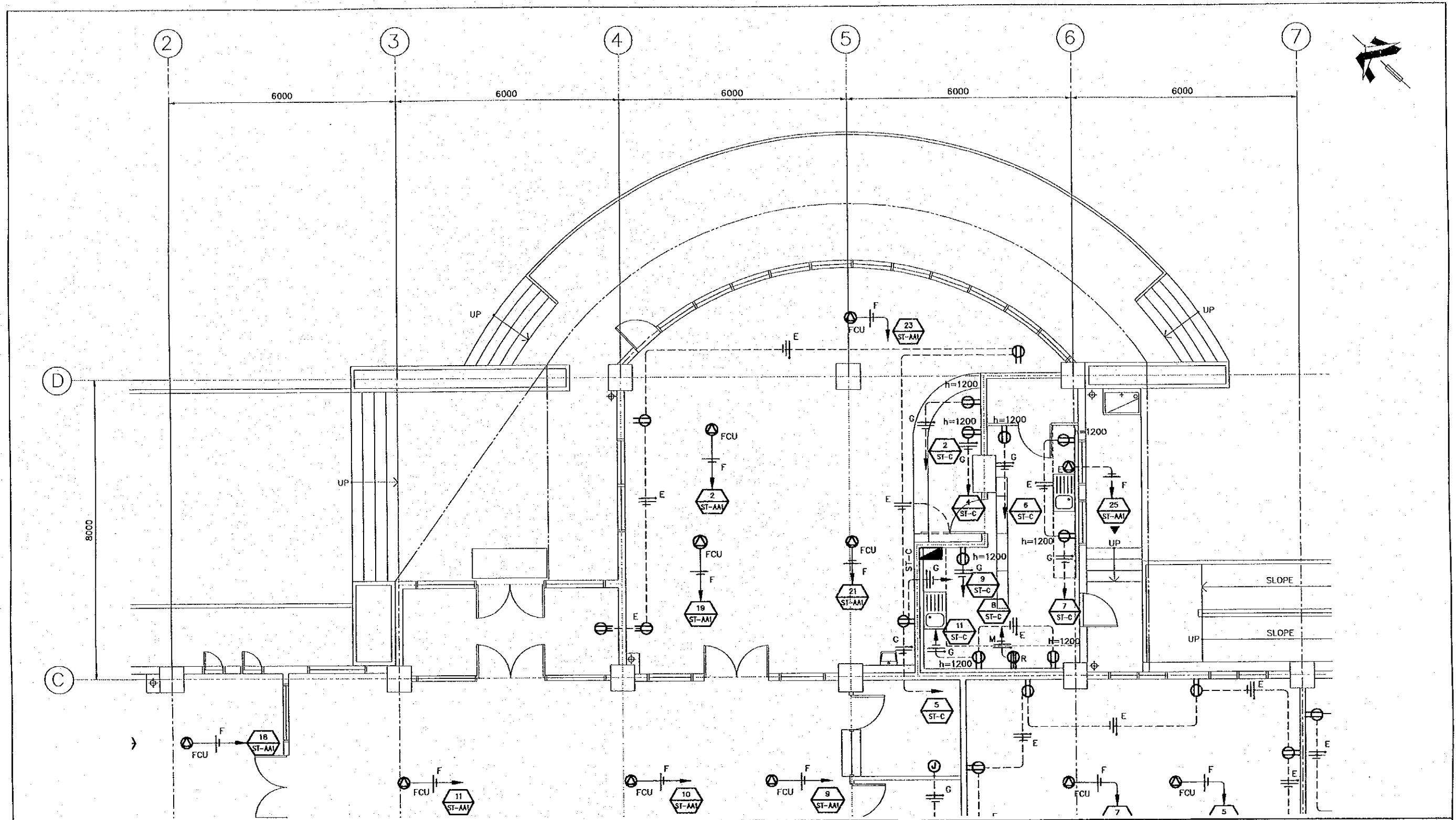
THE DETAILED DESIGN ON PORT REACTIVATION PROJECT IN LA UNION PROVINCE OF THE REPUBLIC OF EL SALVADOR

NKC
NIPPON KOEI CO., LTD

DESIGNED BY :
CHECKED BY :
APPROVED BY :

SECTION : BUILDING WORK
SUB-SECTION : PORT ADMINISTRATION BUILDING
TITLE : MAIN STAIRCASE LIGHTING AND OUTLETS

DATE : OCTOBER/2002
SCALE : 1 : 75
DRAWING NO. : BD-01-105



OUTLETS FIRST FLOOR PLAN
PART 2
SCALE 1:100

WIRING SYMBOLOLOGY	
SYMBOL	WIRING/DUCTING
E	2 - 3.3 mm ² φ 13mm 1 - 2.1 mm ²
F	2 - 5.3 mm ² φ 19mm
G	2 - 5.3 mm ² φ 19mm 1 - 3.3 mm ²
M	2 - 13.3 mm ² φ 25mm 1 - 8.4 mm ²

SYMBOLS	
	DUPLEX RECEPTACLE 120 V
	SINGLE RECEPTACLE 120V FOR HAND DRYER (h=1,200)
	CIRCUIT NUMBER 1 FROM PANELBOARD ST-A
	CONNECTION FOR EXHAUST FAN ON CEILING

	120V JUNCTION BOX CONCEALED IN CEILING
	CONNECTION FOR CHILLER 480V-3 PHASE
	CONNECTION FOR PUMP 480V-3PHASE
	CONNECTION FOR AIR HANDLING UNIT 480V, 3-PHASE

	CONNECTION FOR FAN COIL UNIT 120V 1-PHASE, CONCEALED IN CEILING
	WIRING CONCEALED IN FLOOR
	WIRING CONCEALED IN CEILING
	NEUTRAL, PHASE, GROUNDING

REV. NO.	DATE	COORDINATE	BY	APPROVED	DATE

JICA
JAPAN INTERNATIONAL COOPERATION AGENCY (JICA)

Cepa
COMISION EJECUTIVA PORTUARIA AUTONOMA (CEPA)

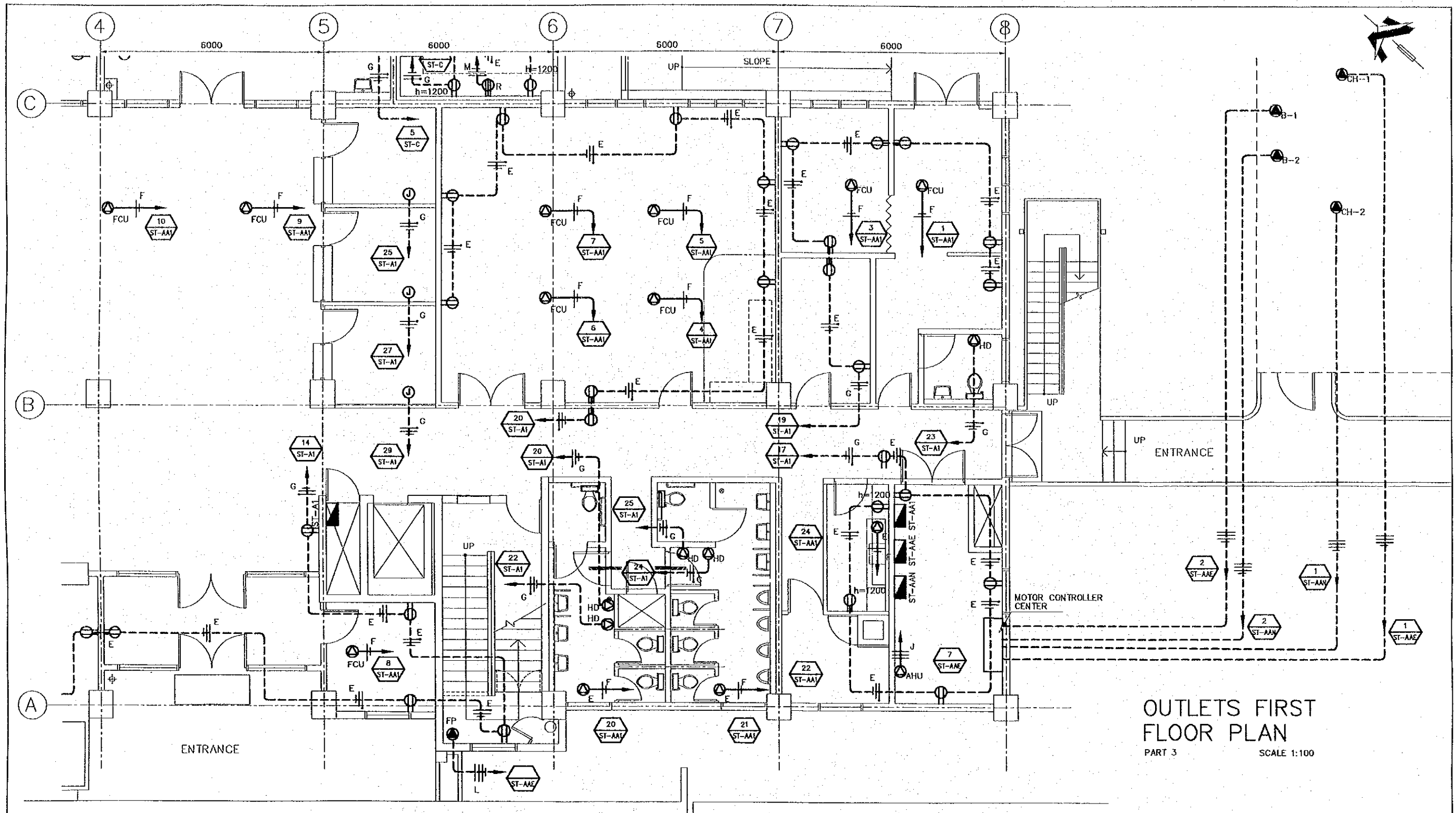
THE DETAILED DESIGN ON PORT REACTIVATION PROJECT IN LA UNION PROVINCE OF THE REPUBLIC OF EL SALVADOR

NK NIPPON KOEI CO., LTD

DESIGNED BY :	
CHECKED BY :	
APPROVED BY :	

SECTION :	BUILDING WORK
SUB-SECTION :	PORT ADMINISTRATION BUILDING
TITLE :	OUTLETS FIRST FLOOR PLAN (PART 2)

DATE :	OCTOBER/2002
SCALE :	1 : 100
DRAWING NO.:	BD-01-107



OUTLETS FIRST FLOOR PLAN
PART 3
SCALE 1:100

WIRING SYMBOLY	
SYMBOL	WIRING/DUCTING
E	2 - 3.3 mm ² φ 13mm 1 - 2.1 mm ²
F	2 - 5.3 mm ² φ 19mm
G	2 - 5.3 mm ² φ 19mm 1 - 3.3 mm ²
L	1 - 8.4 mm ² φ 19mm
M	2 - 13.3 mm ² φ 25mm 1 - 8.4 mm ²

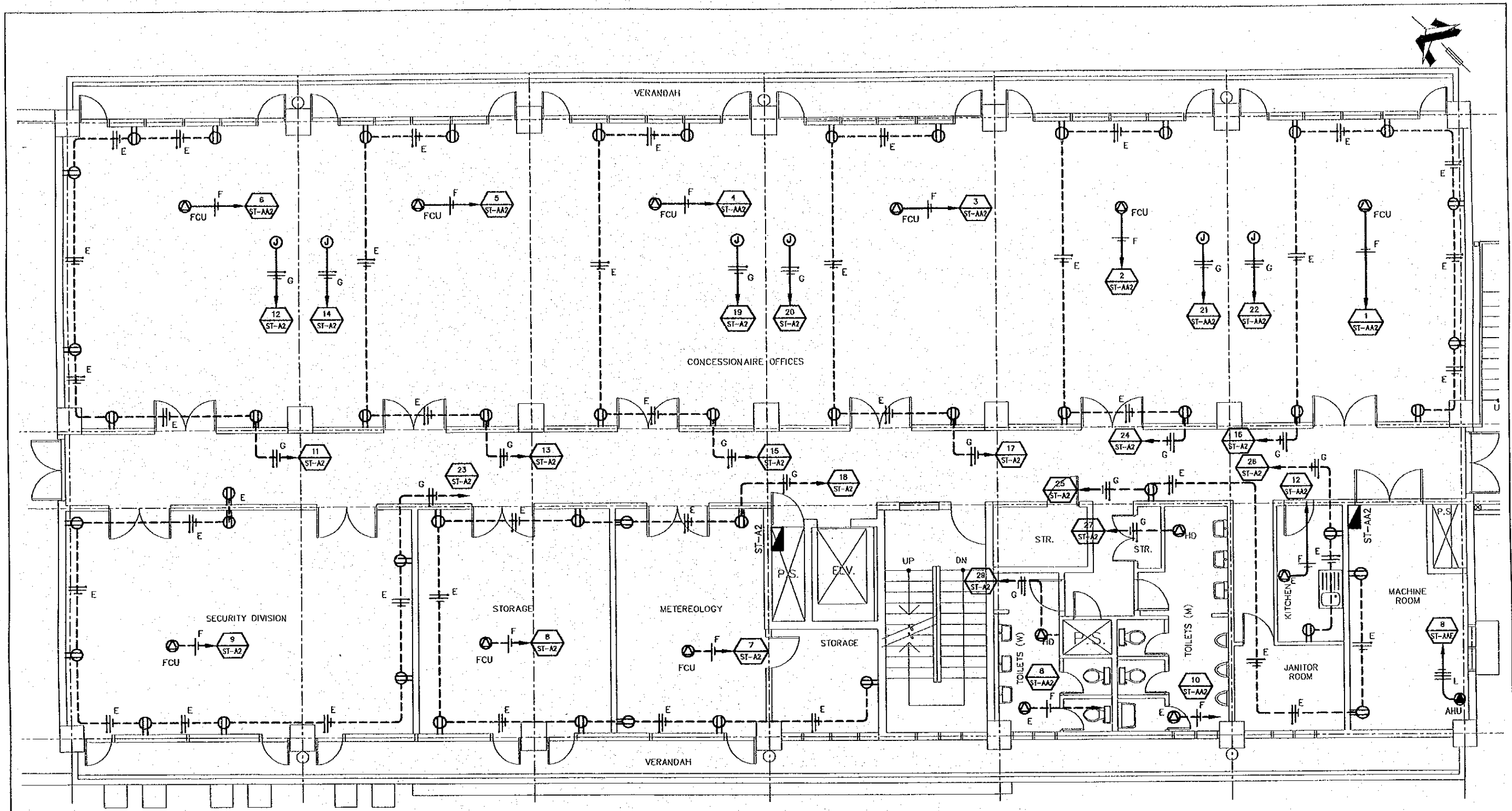
SYMBOLS	
	DUPLEX RECEPTACLE 120 V
	SINGLE RECEPTACLE 120V FOR HAND DRYER (h=1,200)
	HD
	CIRCUIT NUMBER 1 FROM PANELBOARD ST-A
	CONNECTION FOR EXHAUST FAN ON CEILING

	120V JUNCTION BOX CONCEALED IN CEILING
	CONNECTION FOR CHILLER 480V, 3-PHASE
	CONNECTION FOR PUMP 480V, 3-PHASE
	CONNECTION FOR AIR HANDLING UNIT 480V, 3-PHASE

	CONNECTION FOR FIRE PUMP 480V, 3-PHASE, 10H.P.
	CONNECTION FOR FAN COIL UNIT 120V, 1-PHASE, CONCEALED IN CEILING
	WIRING CONCEALED IN FLOOR WIRING CONCEALED IN CEILING NEUTRAL, PHASE, GROUNDING

REV. NO.	DATE	COORDINATE	BY	APPROVED	DATE

JICA COMISION EJECUTIVA PORTUARIA AUTONOMA (CEPA)	THE DETAILED DESIGN ON PORT REACTIVATION PROJECT IN LA UNION PROVINCE OF THE REPUBLIC OF EL SALVADOR	DESIGNED BY :	SECTION : BUILDING WORK	DATE : OCTOBER/2002
		CHECKED BY :	SUB-SECTION : PORT ADMINISTRATION BUILDING	SCALE : 1 : 100
		APPROVED BY :	TITLE : OUTLETS FIRST FLOOR PLAN (PART 3)	DRAWING NO. : BD-01-108



OUTLETS SECOND FLOOR PLAN

SCALE 1:100

WIRING SYMBOLOLOGY	
SYMBOL	WIRING/DUCTING
E	2 - 3.3 mm ² ϕ 13mm 1 - 2.1 mm ²
F	2 - 5.3 mm ² ϕ 19mm
G	2 - 5.3 mm ² ϕ 19mm 1 - 3.3 mm ²
M	2 - 13.3 mm ² ϕ 25mm 1 - 8.4 mm ²

SYMBOLS	
	DUPLEX RECEPTACLE 120 V
	SINGLE RECEPTACLE 120V FOR HAND DRYER (h=1,200)
	120V JUNCTION BOX CONCEALED IN CEILING
	CIRCUIT NUMBER AND PANELBOARD

	CONNECTION FOR AIR HANDING UNIT 208V-3PHASE		WIRING CONCEALED IN CEILING
	CONNECTION FOR FAN COIL UNIT 120V-1 PHASE, CONCEALED IN CEILING		NEUTRAL, PHASE, GROUNDING
	CONNECTION FOR EXHAUST FAN 120V		PANELBOARD
	WIRING CONCEALED IN FLOOR		

REV. NO.	DATE	COORDINATE	BY	APPROVED	DATE

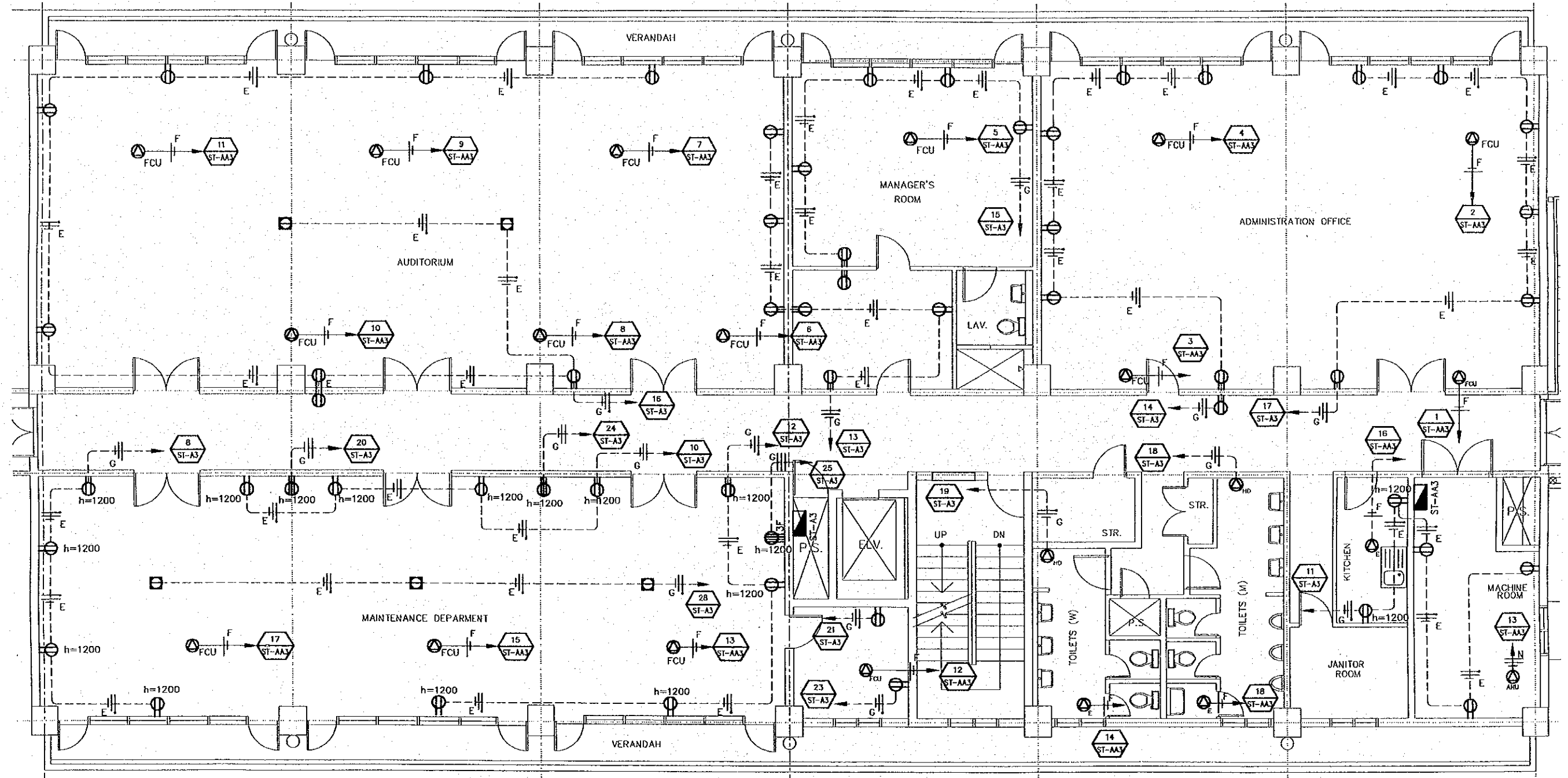
JAPAN INTERNATIONAL COOPERATION AGENCY (JICA)
 COMISION EJECUTIVA PORTUARIA AUTONOMA (CEPA)

THE DETAILED DESIGN ON PORT REACTIVATION PROJECT IN LA UNION PROVINCE OF THE REPUBLIC OF EL SALVADOR
 NIPPON KOEI CO., LTD.

DESIGNED BY:
 CHECKED BY:
 APPROVED BY:

SECTION : BUILDING WORK
 SUB-SECTION : PORT ADMINISTRATION BUILDING
 TITLE : OUTLETS SECOND FLOOR PLAN

DATE: OCTOBER/2002
 SCALE: 1:100
 DRAWING NO.: BD-01-109



OUTLETS THIRD FLOOR PLAN
SCALE 1:100

WIRING SYMBOLY	
SYMBOL	WIRING/DUCTING
E	2 - 3.3 mm ² Ø 13mm
1	2.1 mm ²
F	2 - 5.3 mm ² Ø 19mm
G	2 - 5.3 mm ² Ø 19mm
	1 - 3.3 mm ²
M	2 - 13.3 mm ² Ø 25mm
	1 - 8.4 mm ²

SYMBOLS	
	DUPLEX RECEPTACLE 120 V
	208VOLT RECEPTACLE SINGLE PHASE
	SINGLE RECEPTACLE 120V FOR HAND DRYER (h=1,200)

	CIRCUIT NUMBER 1 FROM PANELBOARD ST-A
	CONNECTION FOR EXHAUST FAN ON CEILING
	CONNECTION FOR AIR HANDING UNIT 208V-3PHASE
	CONNECTION FOR FAN COIL UNIT 120V, 1-PHASE, CONCEALED IN CEILING

	SINGLE FLOOR RECEPTACLE 120V
	WIRING CONCEALED IN FLOOR
	WIRING CONCEALED IN CEILING
	NEUTRAL, PHASE, GROUNDING
	PANELBOARD
	208 VOLT 3-PHASE RECEPTACLE

REV. NO.	DATE	COORDINATE	BY	APPROVED	DATE

JICA
JAPAN INTERNATIONAL COOPERATION AGENCY (JICA)

Gpa
COMISION EJECUTIVA PORTUARIA AUTONOMA (CEPA)

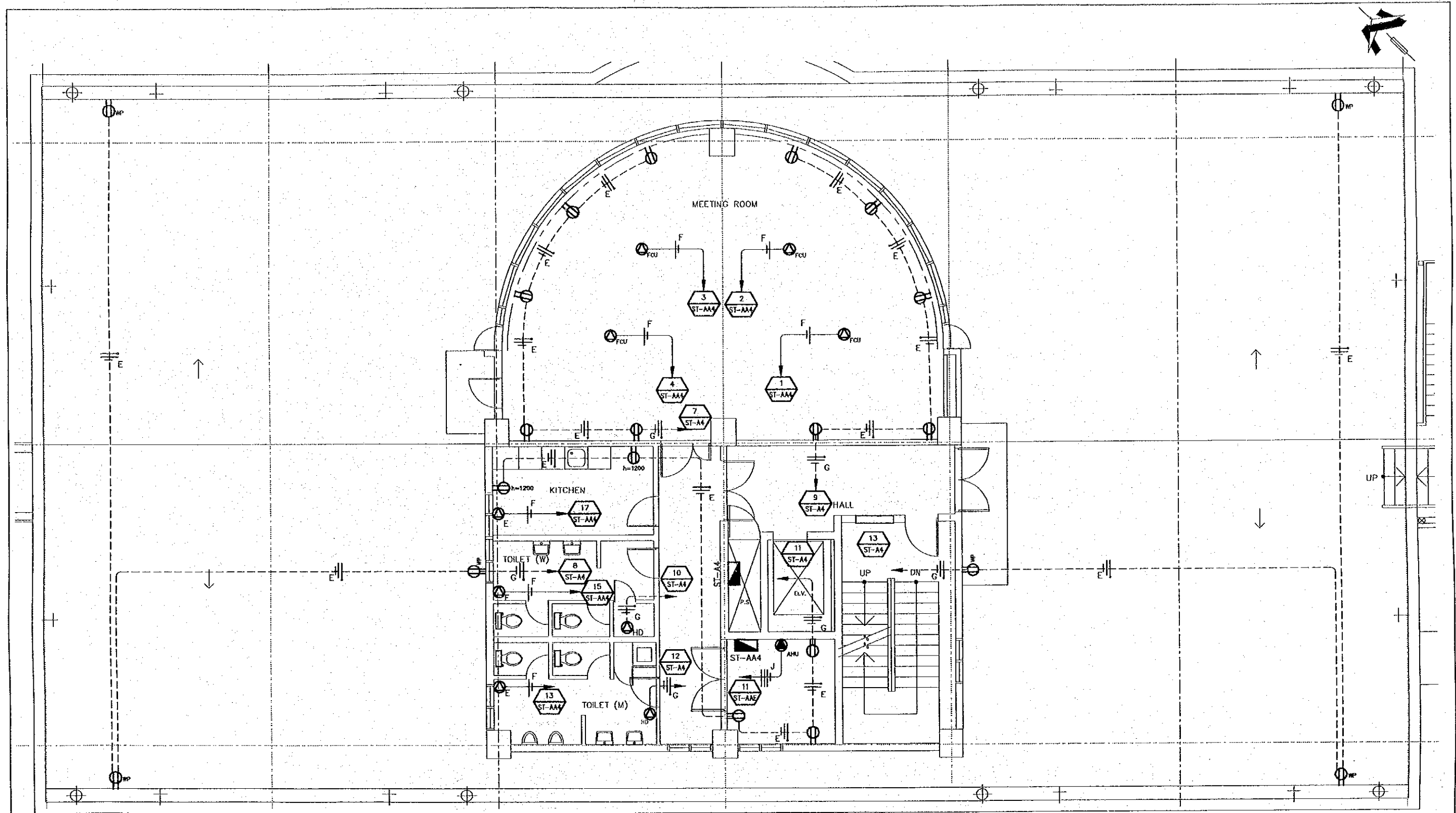
THE DETAILED DESIGN ON PORT REACTIVATION PROJECT IN LA UNION PROVINCE OF THE REPUBLIC OF EL SALVADOR

NK NIPPON KOEI CO., LTD.

DESIGNED BY :
CHECKED BY :
APPROVED BY :

SECTION : BUILDING WORK
SUB-SECTION : PORT ADMINISTRATION BUILDING
FILE : OUTLETS THIRD FLOOR PLAN

DATE : OCTOBER/2002
SCALE : 1 : 100
DRAWING NO : BD-01-110



OUTLETS 4TH FLOOR PLAN
SCALE 1:100

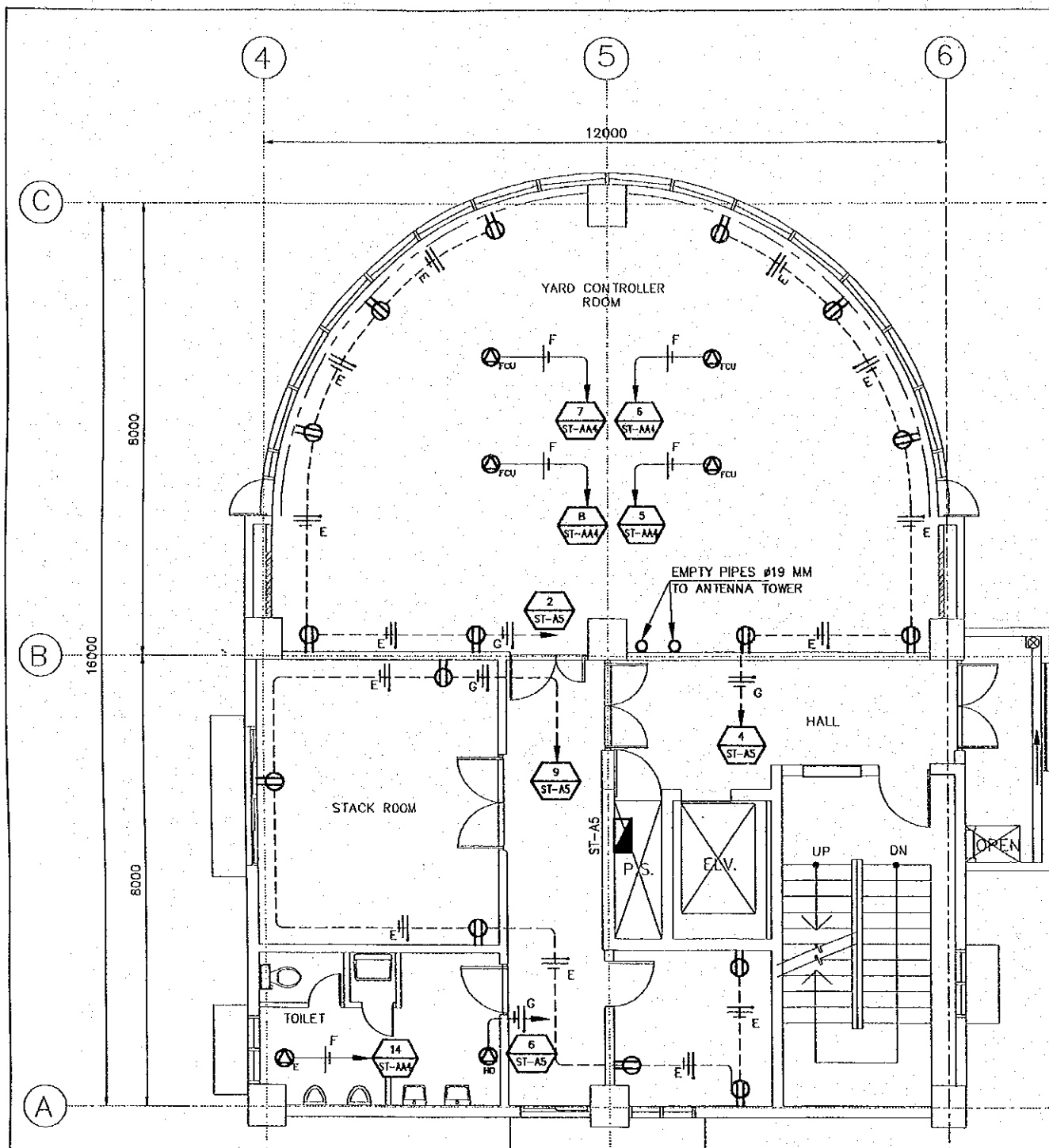
WIRING SYMBOLOLOGY		SYMBOLS		CIRCUIT NUMBER 1 FROM PANELBOARD ST-A		WIRING CONCEALED IN CEILING	
E	2 - 3.3 mm ² Ø 13mm 1 - 2.1 mm ²		DUPLEX RECEPTACLE 120 V		CIRCUIT NUMBER 1 FROM PANELBOARD ST-A		WIRING CONCEALED IN CEILING
F	2 - 5.3 mm ² Ø 19mm		SINGLE RECEPTACLE 120V FOR HAND DRYER (h=1,200)		CONNECTION FOR EXHAUST FAN ON CEILING		NEUTRAL, PHASE, GROUNDING
G	2 - 5.3 mm ² Ø 19mm 1 - 3.3 mm ²		CONNECTION FOR FAN COIL UNIT 120V, 1-PHASE, CONCEALED IN CEILING		CONNECTION FOR AIR HANDLING UNIT 480V, 3-PHASE		WEATHER PROOF DUPLEX RECEPTACLE 120 V
J	3 - 5.3 mm ² Ø 25mm 1 - 3.3 mm ²		PANELBOARD		WIRING CONCEALED IN FLOOR		

REV. NO.	DATE	COORDINATE	BY	APPROVED	DATE

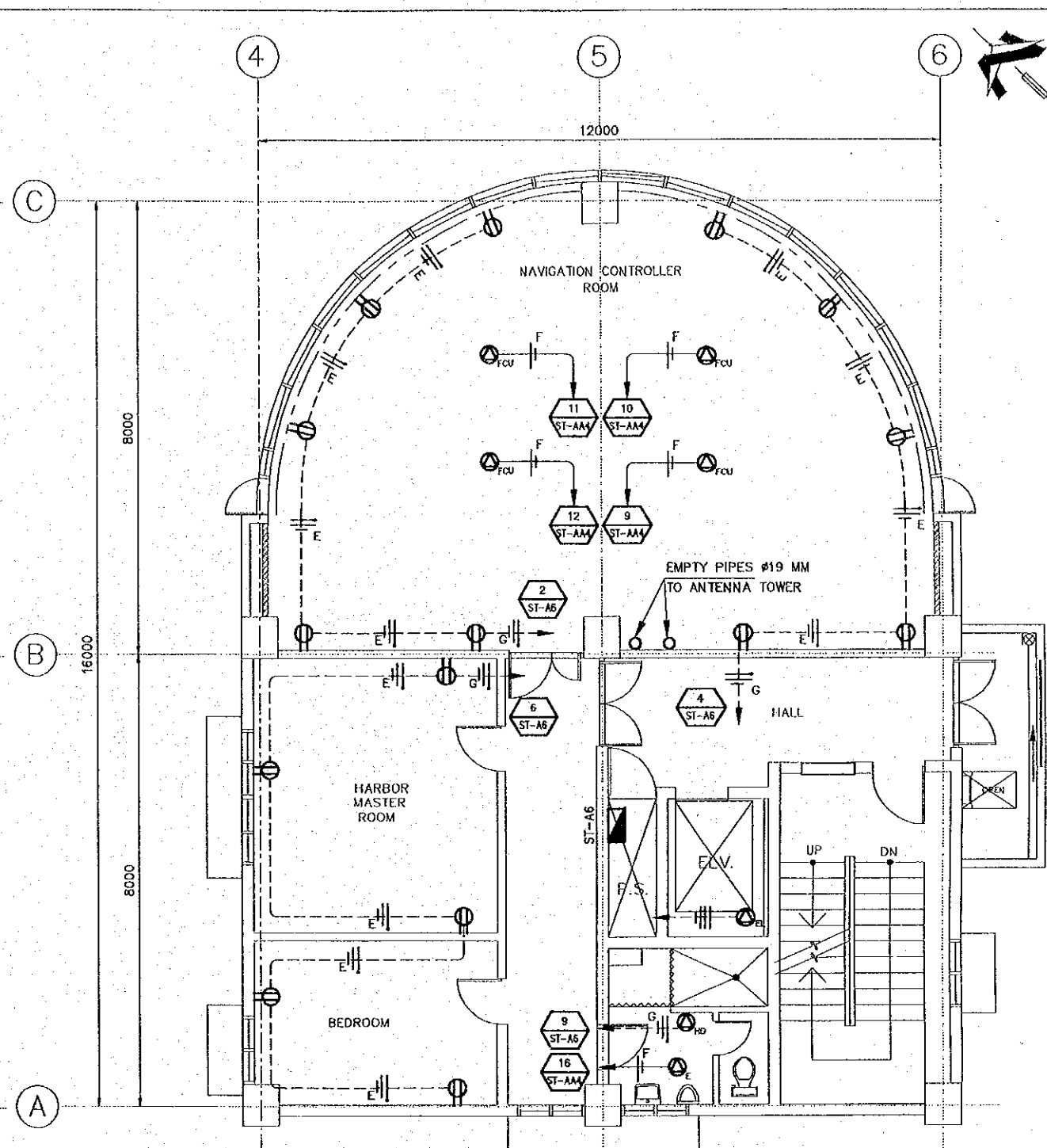
JAPAN INTERNATIONAL COOPERATION AGENCY (JICA)
 COMISION EJECUTIVA PORTUARIA AUTONOMA (CEPA)
 NIPPON KOEI CO., LTD.

DESIGNED BY :	SECTION : BUILDING WORK
CHECKED BY :	SUB-SECTION : PORT ADMINISTRATION BUILDING
APPROVED BY :	TITLE : OUTLETS 4th FLOOR PLAN

DATE :	OCTOBER/2002
SCALE :	1 : 100
DRAWING NO. :	BD-01-111



OUTLETS 5TH FLOOR PLAN
SCALE 1:100



OUTLETS 6TH FLOOR PLAN
SCALE 1:200

WIRING SYMBOLY		SYMBOLS	
SYMBOL	WIRING/DUCTING		DUPLEX RECEPTACLE 120 V
E	2 - 3.3 mm ² ø 13mm 1 - 2.1 mm ²		SINGLE RECEPTACLE 120V FOR HAND DRYER (h=1,200)
F	2 - 5.3 mm ² ø 19mm		CONNECTION FOR FAN COIL UNIT 120V, 1-PHASE, CONCEALED IN CEILING
G	2 - 5.3 mm ² ø 19mm 1 - 3.3 mm ²		CONNECTION FOR ELEVATOR ON ELEVATOR MACHINE CAP 208V, 3-PHASE
			CIRCUIT NUMBER 1 FROM PANELBOARD ST-A
			CONNECTION FOR EXHAUST FAN ON CEILING
			NEUTRAL, PHASE, GROUNDING
			PANELBOARD
			WIRING CONCEALED IN FLOOR

REV. NO.	DATE	COORDINATE	BY	APPROVED	DATE

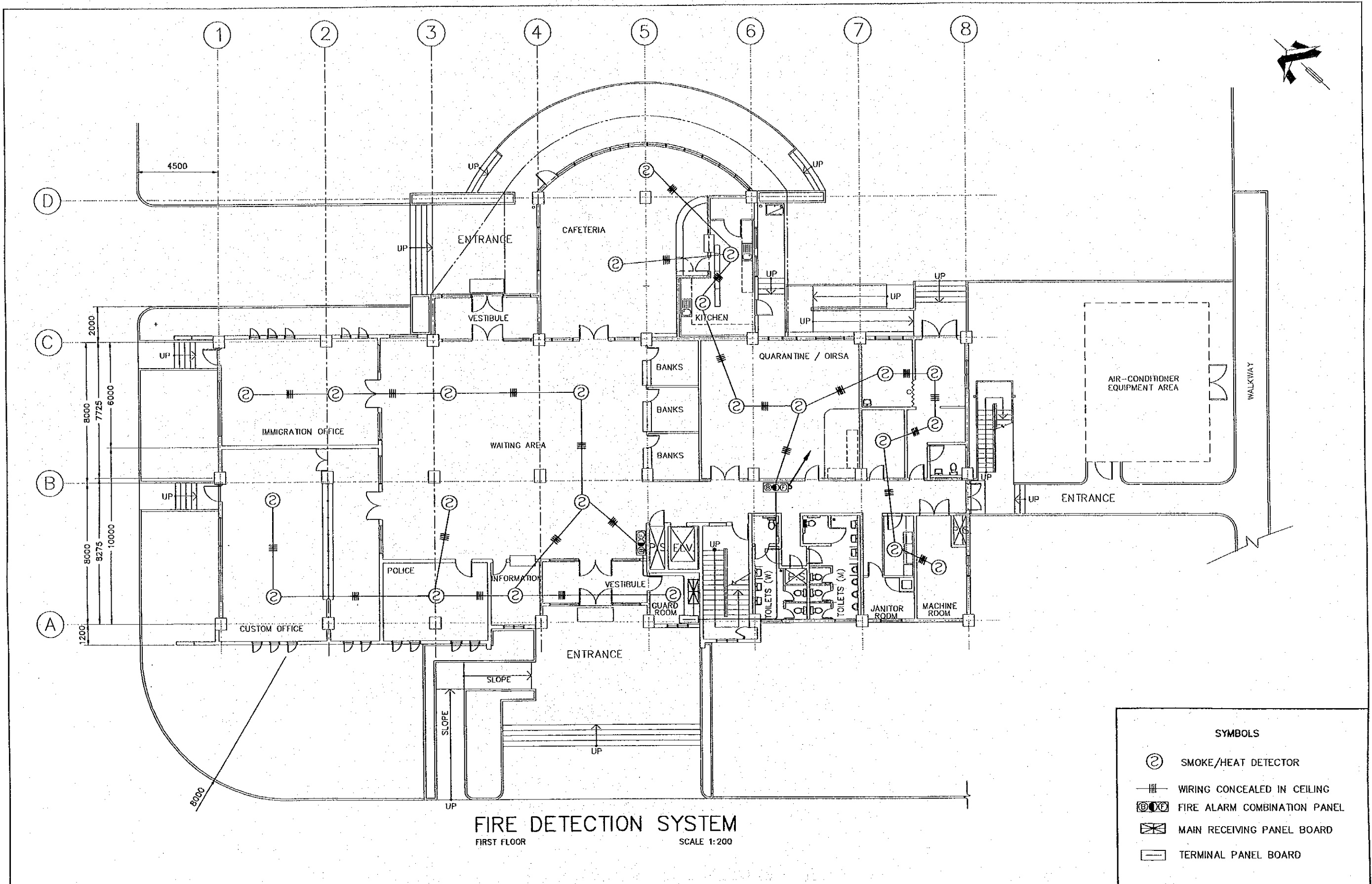
JAPAN INTERNATIONAL COOPERATION AGENCY (JICA)
 COMISION EJECUTIVA PORTUARIA AUTONOMA (CEPA)

THE DETAILED DESIGN
 ON PORT REACTIVATION PROJECT
 IN LA UNION PROVINCE
 OF THE REPUBLIC OF EL SALVADOR
 NIPPON KOEI CO., LTD.

DESIGNED BY :
CHECKED BY :
APPROVED BY :

SECTION :	BUILDING WORK
SUB-SECTION :	PORT ADMINISTRATION BUILDING
TITLE :	OUTLETS 5th & 6th FLOOR PLANS

DATE :	OCTOBER/2002
SCALE :	1 : 100
DRAWING NO. :	BD-01-112



FIRE DETECTION SYSTEM
FIRST FLOOR

SCALE 1:200

SYMBOLS	
	SMOKE/HEAT DETECTOR
	WIRING CONCEALED IN CEILING
	FIRE ALARM COMBINATION PANEL
	MAIN RECEIVING PANEL BOARD
	TERMINAL PANEL BOARD

REV. NO.	DATE	COORDINATE	BY	APPROVED	DATE

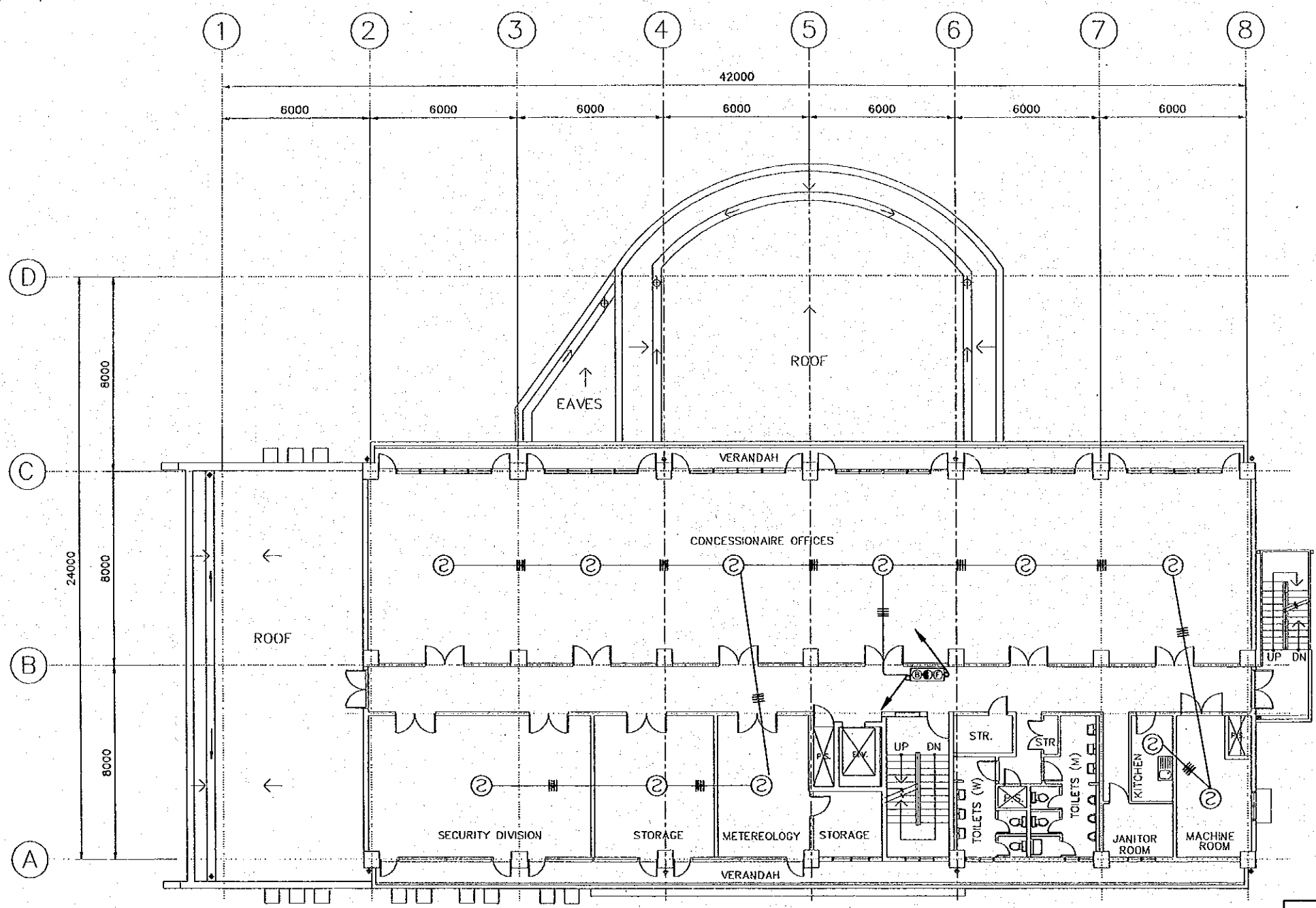
JAPAN INTERNATIONAL COOPERATION AGENCY (JICA)
 COMISION EJECUTIVA PORTUARIA AUTONOMA (CEPA)

THE DETAILED DESIGN
 ON PORT REACTIVATION PROJECT
 IN LA UNION PROVINCE
 OF THE REPUBLIC OF EL SALVADOR
 NIPPON KOEI CO., LTD.

DESIGNED BY :
 CHECKED BY :
 APPROVED BY :

SECTION : BUILDING WORK
 SUB-SECTION : PORT ADMINISTRATION BUILDING
 TITLE : FIRE DETECTION SYSTEM
 FIRST FLOOR PLAN

DATE : OCTOBER/2002
 SCALE : 1 : 200
 DRAWING NO. : BD-01-113



FIRE DETECTION SYSTEM
SECOND FLOOR SCALE 1:200

SYMBOLS	
	SMOKE/HEAT DETECTOR
	WIRING CONCEALED IN CEILING
	FIRE ALARM COMBINATION PANEL
	MAIN RECEIVING PANEL BOARD
	TERMINAL PANEL BOARD

REV. NO.	DATE	COORDINATE	BY	APPROVED	DATE

JAPAN INTERNATIONAL COOPERATION AGENCY (JICA)
 COMISION EJECUTIVA PORTUARIA AUTONOMA (CEPA)

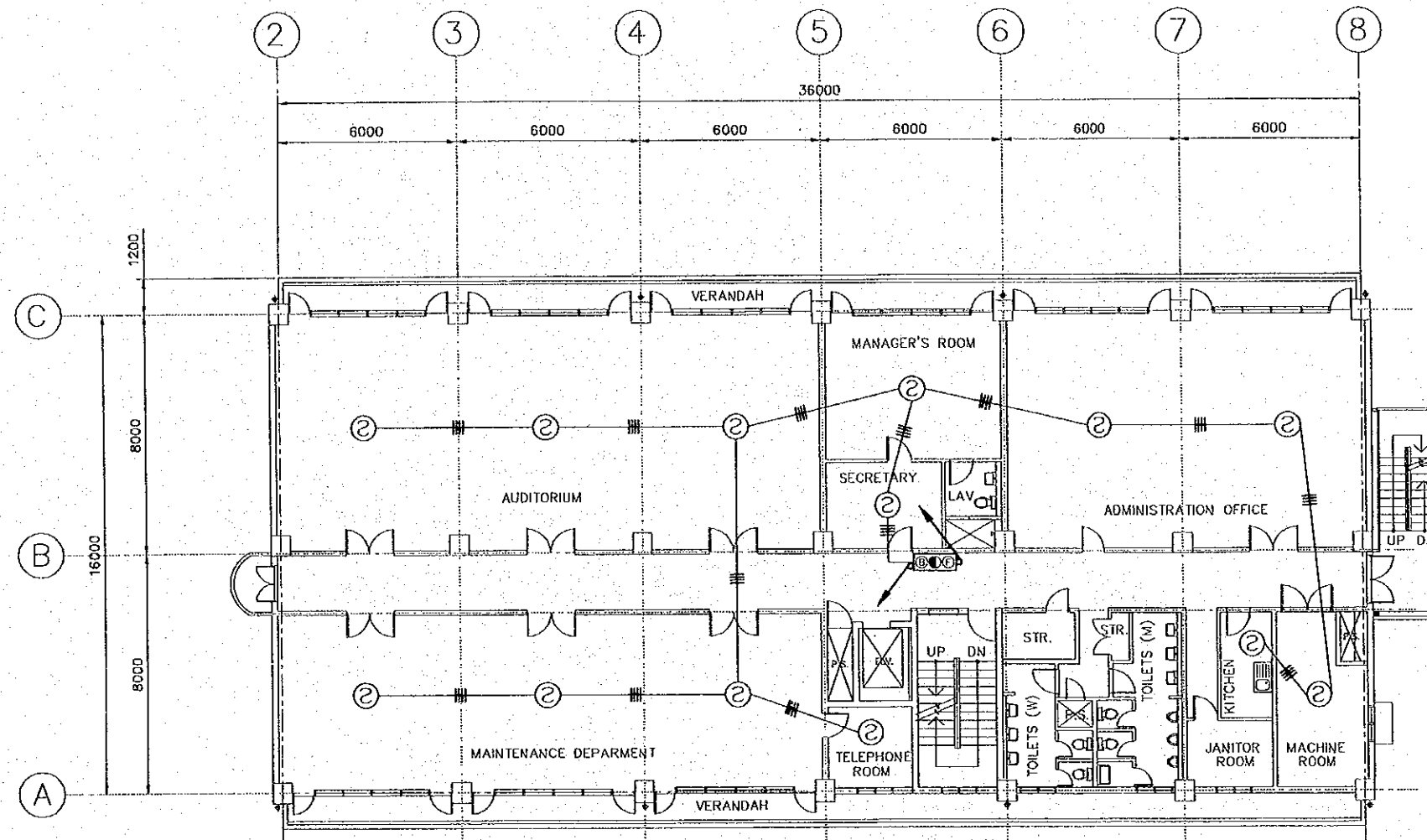
THE DETAILED DESIGN
 ON PORT REACTIVATION PROJECT
 IN LA UNION PROVINCE
 OF THE REPUBLIC OF EL SALVADOR

NIPPON KOEI CO., LTD.

DESIGNED BY :	
CHECKED BY :	
APPROVED BY :	

SECTION :	BUILDING WORK
SUB-SECTION :	PORT ADMINISTRATION BUILDING
TITLE :	FIRE DETECTION SYSTEM SECOND FLOOR PLAN

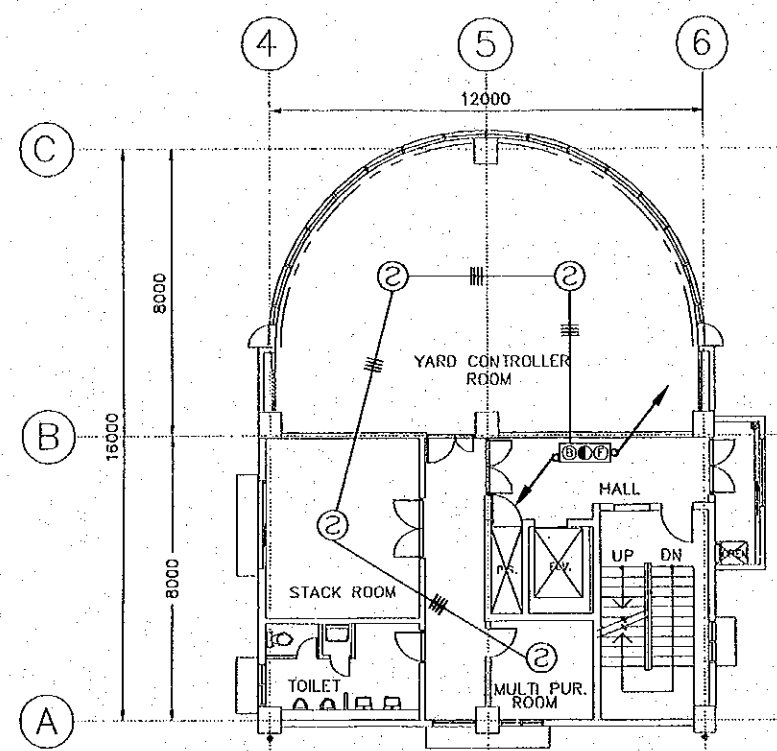
DATE :	OCTOBER/2002
SCALE :	1 : 200
DRAWING NO.:	BD-01-114



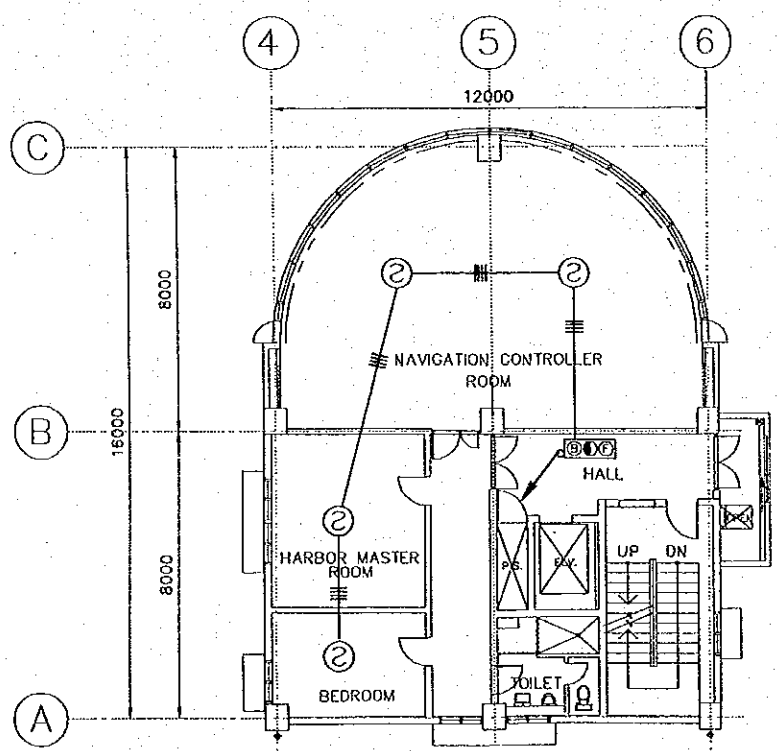
FIRE DETECTION SYSTEM
THIRD FLOOR SCALE 1:200

SYMBOLS	
	SMOKE/HEAT DETECTOR
	WIRING CONCEALED IN CEILING
	FIRE ALARM COMBINATION PANEL
	MAIN RECEIVING PANEL BOARD
	TERMINAL PANEL BOARD

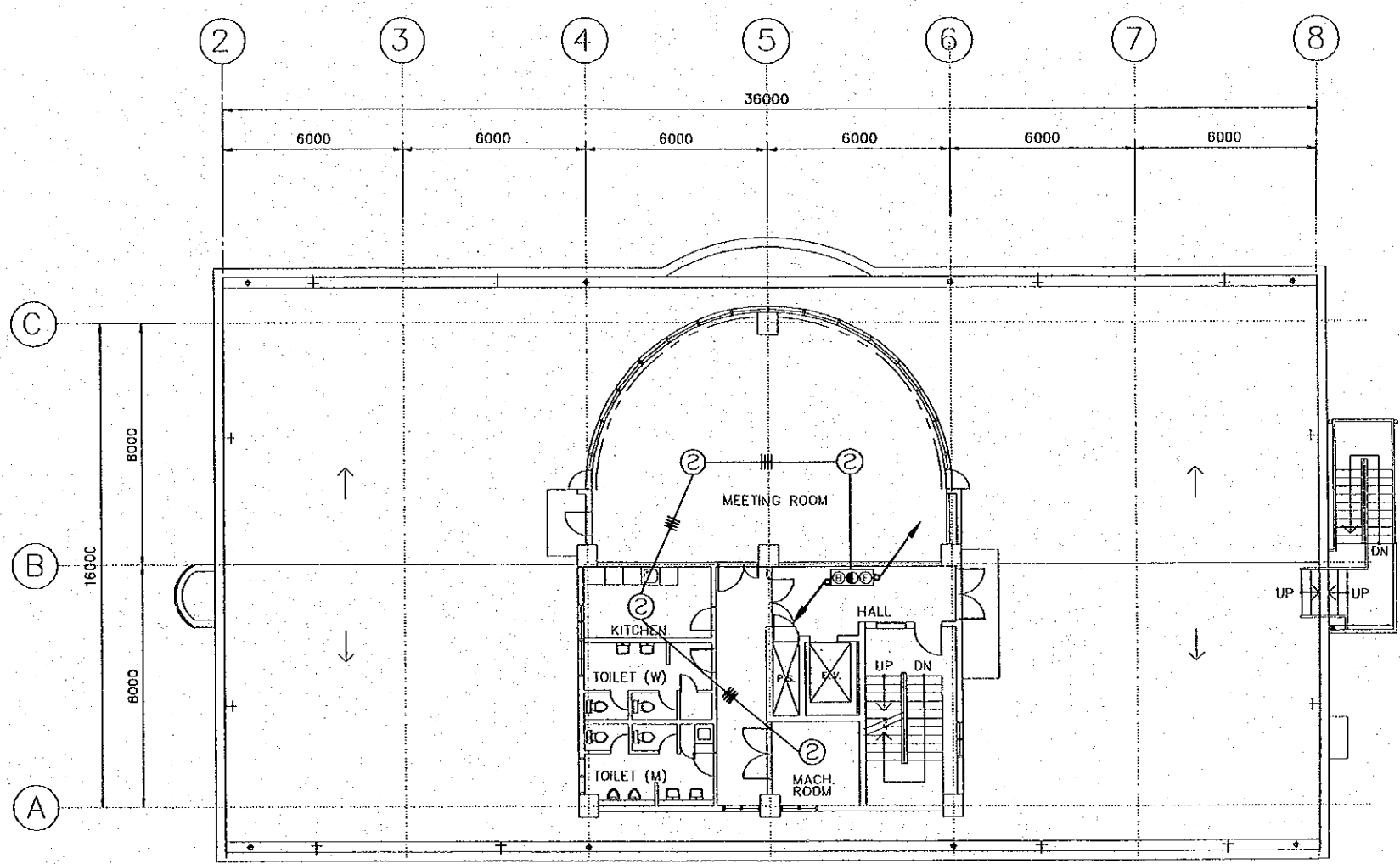
REV. NO.	DATE	COORDINATE	BY	APPROVED	DATE	JICA JAPAN INTERNATIONAL COOPERATION AGENCY (JICA)	CEPA COMISION EJECUTIVA PORTUARIA AUTONOMA (CEPA)	NIPPON KOEI CO., LTD.	DESIGNED BY :	SECTION :	DATE :
									CHECKED BY :	SUB-SECTION :	OCTOBER/2002
									APPROVED BY :	TITLE :	SCALE :
										FIRE DETECTION SYSTEM	1 : 200
										THIRD FLOOR PLAN	DRAWING NO. : BD-01-115



FIRE DETECTION SYSTEM
5TH FLOOR
SCALE 1:200





FIRE DETECTION SYSTEM
6TH FLOOR
SCALE 1:200




FIRE DETECTION SYSTEM
4TH FLOOR
SCALE 1:200

SYMBOLS	
	SMOKE/HEAT DETECTOR
	WIRING CONCEALED IN CEILING
	FIRE ALARM COMBINATION PANEL
	MAIN RECEIVING PANEL BOARD
	TERMINAL PANEL BOARD

REV. NO.	DATE	COORDINATE	BY	APPROVED	DATE

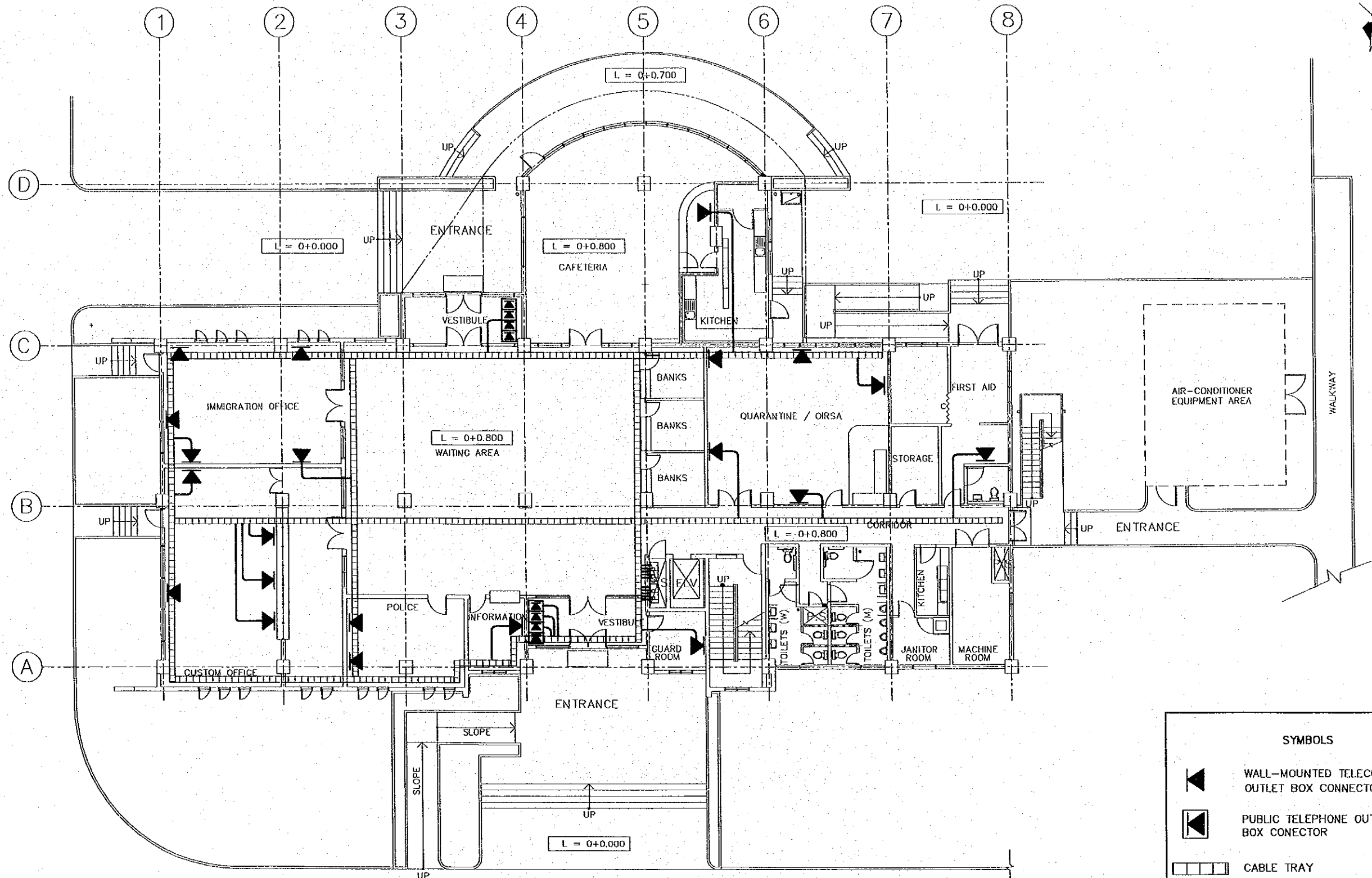

 JAPAN INTERNATIONAL COOPERATION AGENCY (JICA)

 COMISION EJECUTIVA PORTUARIA AUTONOMA (CEPA)

THE DETAILED DESIGN
 ON PORT REACTIVATION PROJECT
 IN LA UNION PROVINCE
 OF THE REPUBLIC OF EL SALVADOR
 NIPPON KOEI CO., LTD.

DESIGNED BY :
 CHECKED BY :
 APPROVED BY :

SECTION : BUILDING WORK
 SUB-SECTION : PORT ADMINISTRATION BUILDING
 TITLE : FIRE DETECTION SYSTEM
 4th, 5th and 6th
 FLOOR PLANS

DATE : OCTOBER/2002
 SCALE : 1 : 200
 DRAWING NO : BD-01-116



COMMUNICATION SYSTEM
FIRST FLOOR PLAN
SCALE 1:200

SYMBOLS	
	WALL-MOUNTED TELECOMMUNICATIONS OUTLET BOX CONNECTOR
	PUBLIC TELEPHONE OUTLET BOX CONNECTOR
	CABLE TRAY
	PATCH PANEL
	UTP CAT-5e CABLE

REV. NO.	DATE	COORDINATE	BY	APPROVED	DATE

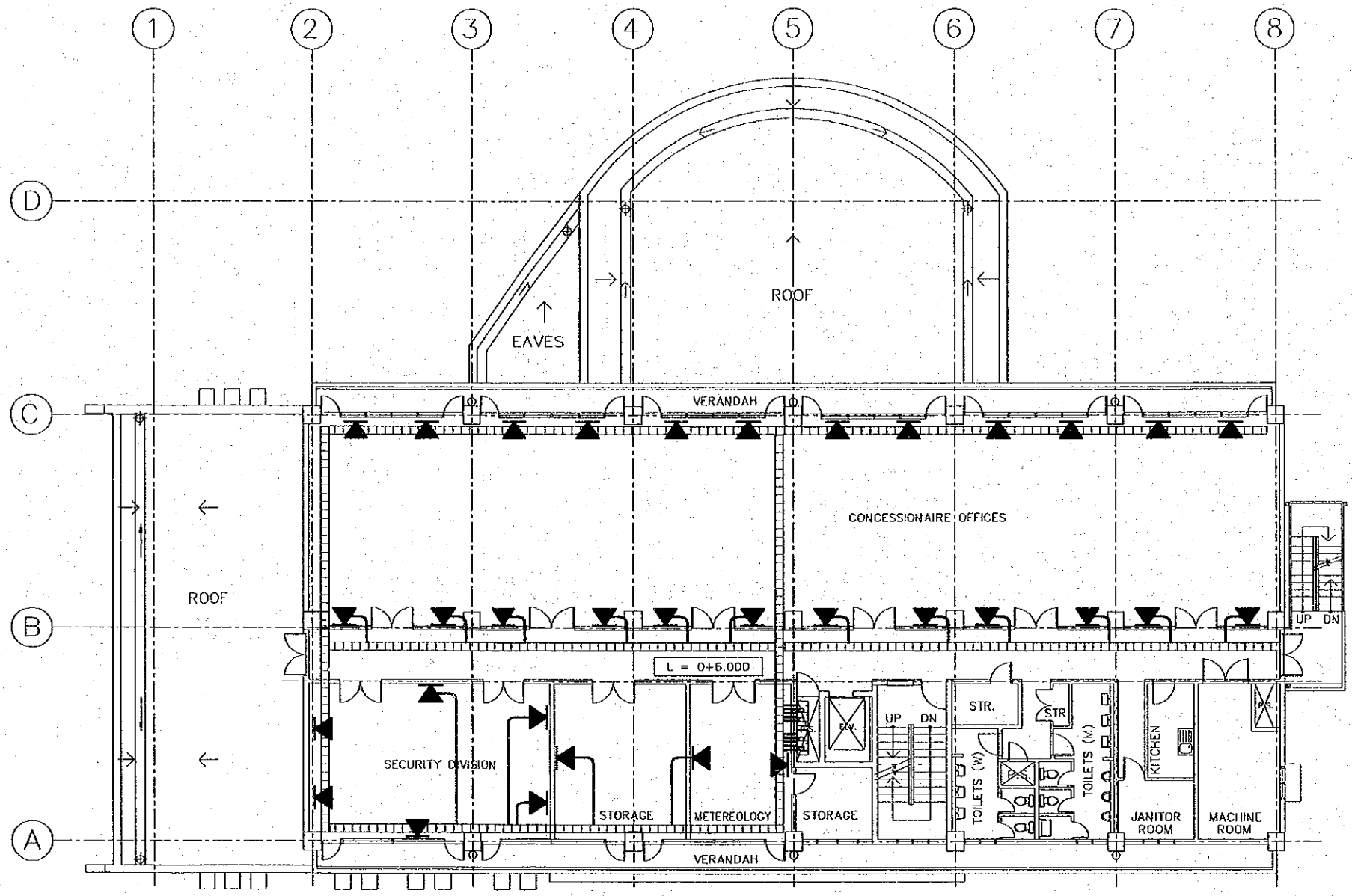
JAPAN INTERNATIONAL COOPERATION AGENCY (JICA)
 COMISION EJECUTIVA PORTUARIA AUTONOMA (CEPA)

THE DETAILED DESIGN
 ON PORT REACTIVATION PROJECT
 IN LA UNION PROVINCE
 OF THE REPUBLIC OF EL SALVADOR
 NIPPON KOEI CO., LTD.

DESIGNED BY :	
CHECKED BY :	
APPROVED BY :	

SECTION :	BUILDING WORK
SUB-SECTION :	PORT ADMINISTRATION BUILDING
TITLE :	COMMUNICATION SYSTEM FIRST FLOOR PLAN

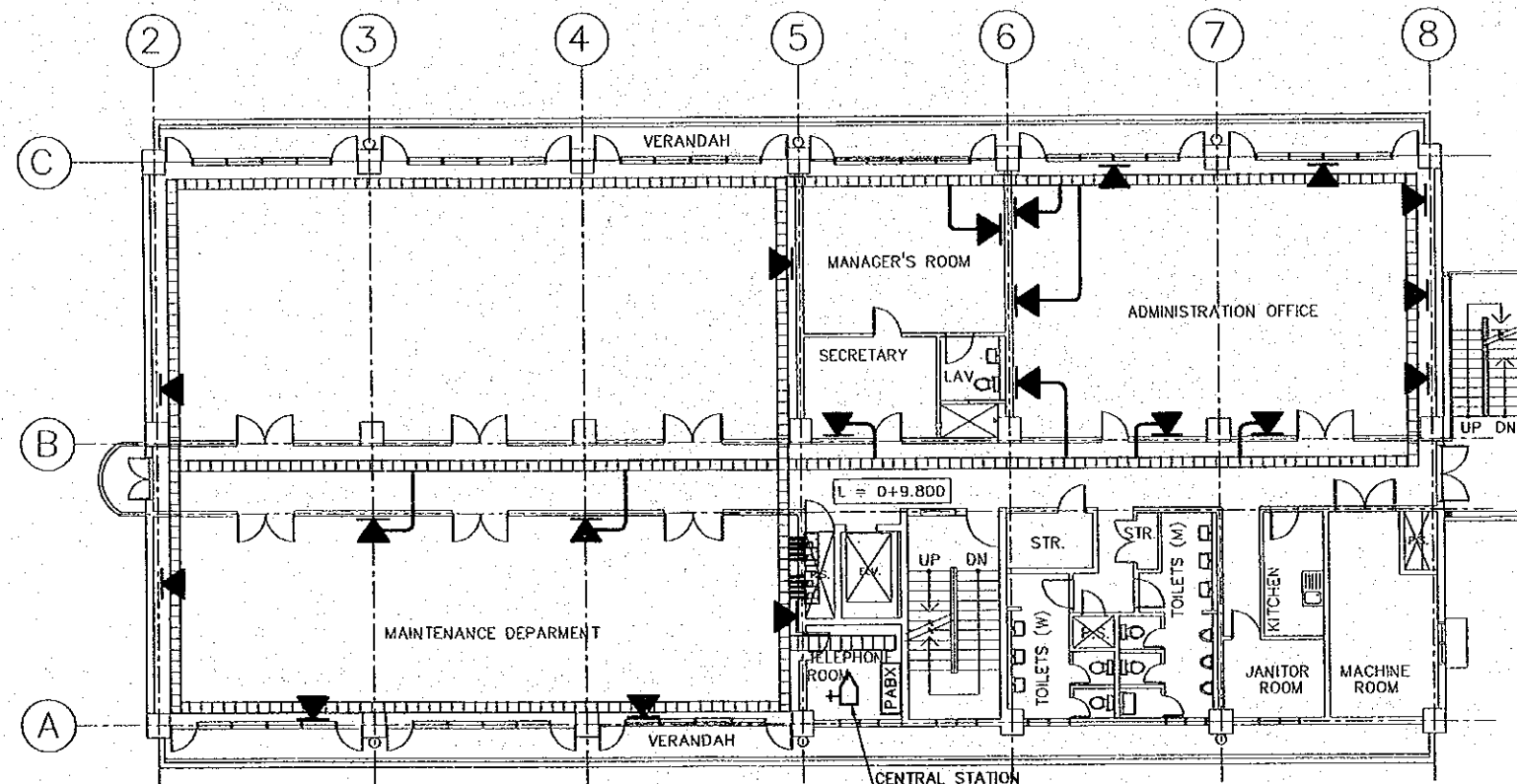
DATE :	OCTOBER/2002
SCALE :	1 : 200
DRAWING NO. :	BD-01-117



COMMUNICATION SYSTEM
SECOND FLOOR PLAN SCALE 1:200

SYMBOLS	
	WALL-MOUNTED TELECOMMUNICATIONS OUTLET BOX CONNECTOR
	CABLE TRAY
	PATCH PANEL
	UTP CAT-5e CABLE

REV. NO.	DATE	COORDINATE	BY	APPROVED	DATE	 JICA JAPAN INTERNATIONAL COOPERATION AGENCY (JICA)	 CEPA COMISION EJECUTIVA PORTUARIA AUTONOMA (CEPA)	 NIPPON KOEI CO., LTD.	DESIGNED BY :	SECTION :	DATE :
					CHECKED BY :				SUB-SECTION :	OCTOBER/2002	
					APPROVED BY :				TITLE :	SCALE : 1 : 200	
							THE DETAILED DESIGN ON PORT REACTIVATION PROJECT IN LA UNION PROVINCE OF THE REPUBLIC OF EL SALVADOR		BUILDING WORK		
							COMMUNICATION SYSTEM SECOND FLOOR PLAN		PORT ADMINISTRATION BUILDING		
									BD-01-118		



COMMUNICATION SYSTEM
THIRD FLOOR PLAN
SCALE 1:200

SYMBOLS	
	WALL-MOUNTED TELECOMMUNICATIONS OUTLET BOX CONNECTOR
	PRIVATE AUTOMATIC BRANCH EXCHANGE
	CENTRAL STATION
	CABLE TRAY
	PATCH PANEL
	UTP CAT-5e CABLE

REV. NO.	DATE	COORDINATE	BY	APPROVED	DATE

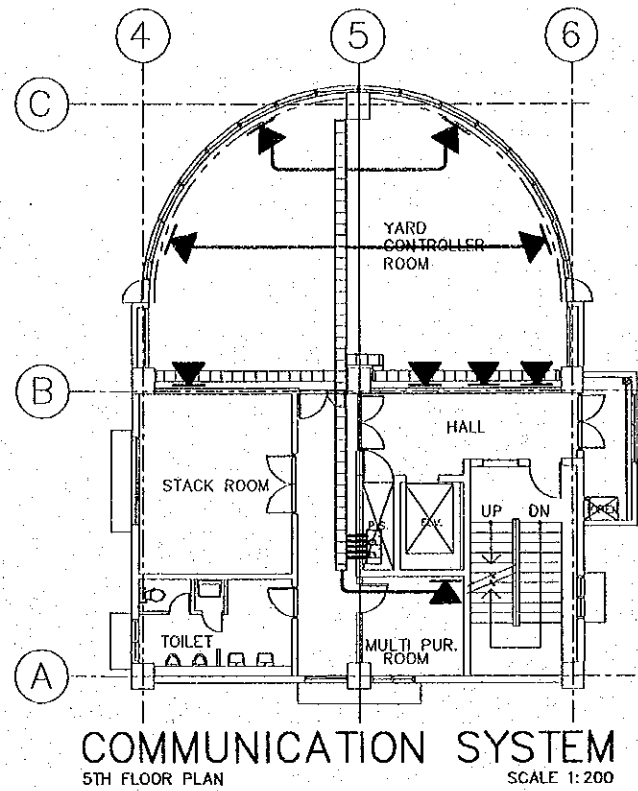
JAPAN INTERNATIONAL COOPERATION AGENCY (JICA)
 COMISION EJECUTIVA PORTUARIA AUTONOMA (CEPA)

THE DETAILED DESIGN
 ON PORT REACTIVATION PROJECT
 IN LA UNION PROVINCE
 OF THE REPUBLIC OF EL SALVADOR
 NIPPON KOEI CO., LTD.

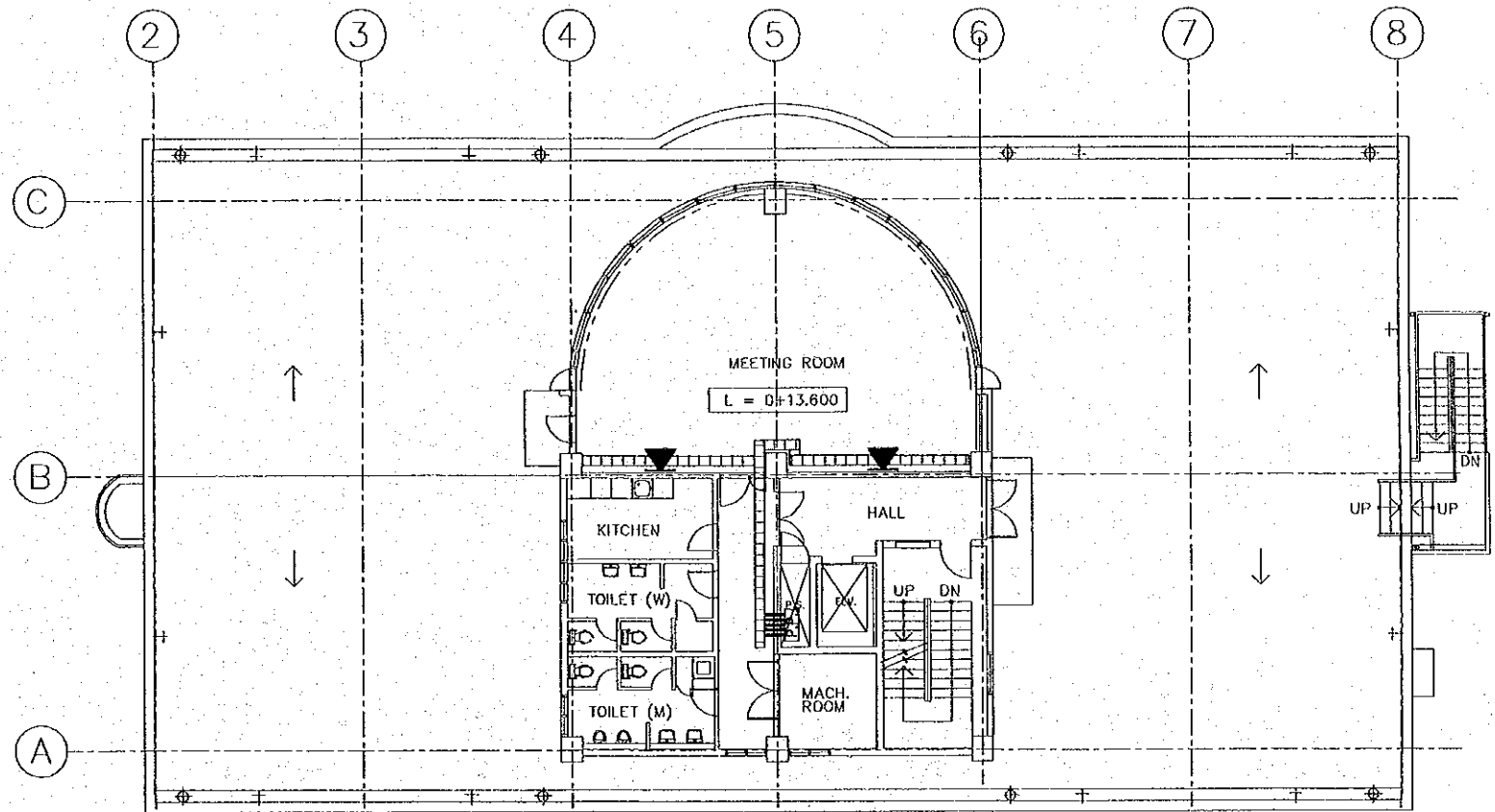
DESIGNED BY :
 CHECKED BY :
 APPROVED BY :

SECTION : BUILDING WORK
 SUB-SECTION : PORT ADMINISTRATION BUILDING
 TITLE : COMMUNICATION SYSTEM
 THIRD FLOOR PLAN

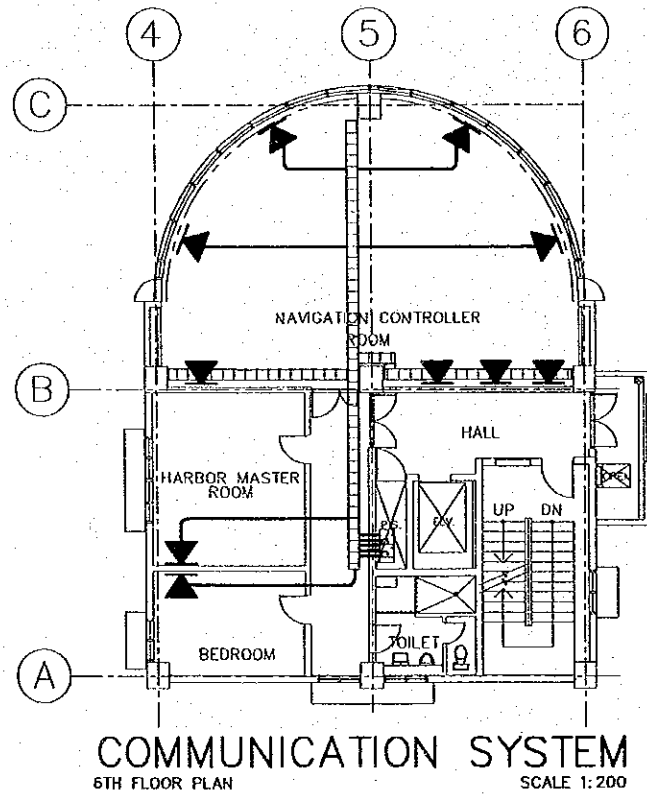
DATE : OCTOBER/2002
 SCALE : 1 : 200
 DRAWING NO : BD-01-119



COMMUNICATION SYSTEM
5TH FLOOR PLAN
SCALE 1:200





COMMUNICATION SYSTEM
4TH FLOOR PLAN
SCALE 1:200




COMMUNICATION SYSTEM
6TH FLOOR PLAN
SCALE 1:200

SYMBOLS	
	WALL-MOUNTED TELECOMMUNICATIONS OUTLET BOX CONNECTOR
	CABLE TRAY
	PATCH PANEL
	UTP CAT-5e CABLE

REV. NO.	DATE	COORDINATE	BY	APPROVED	DATE

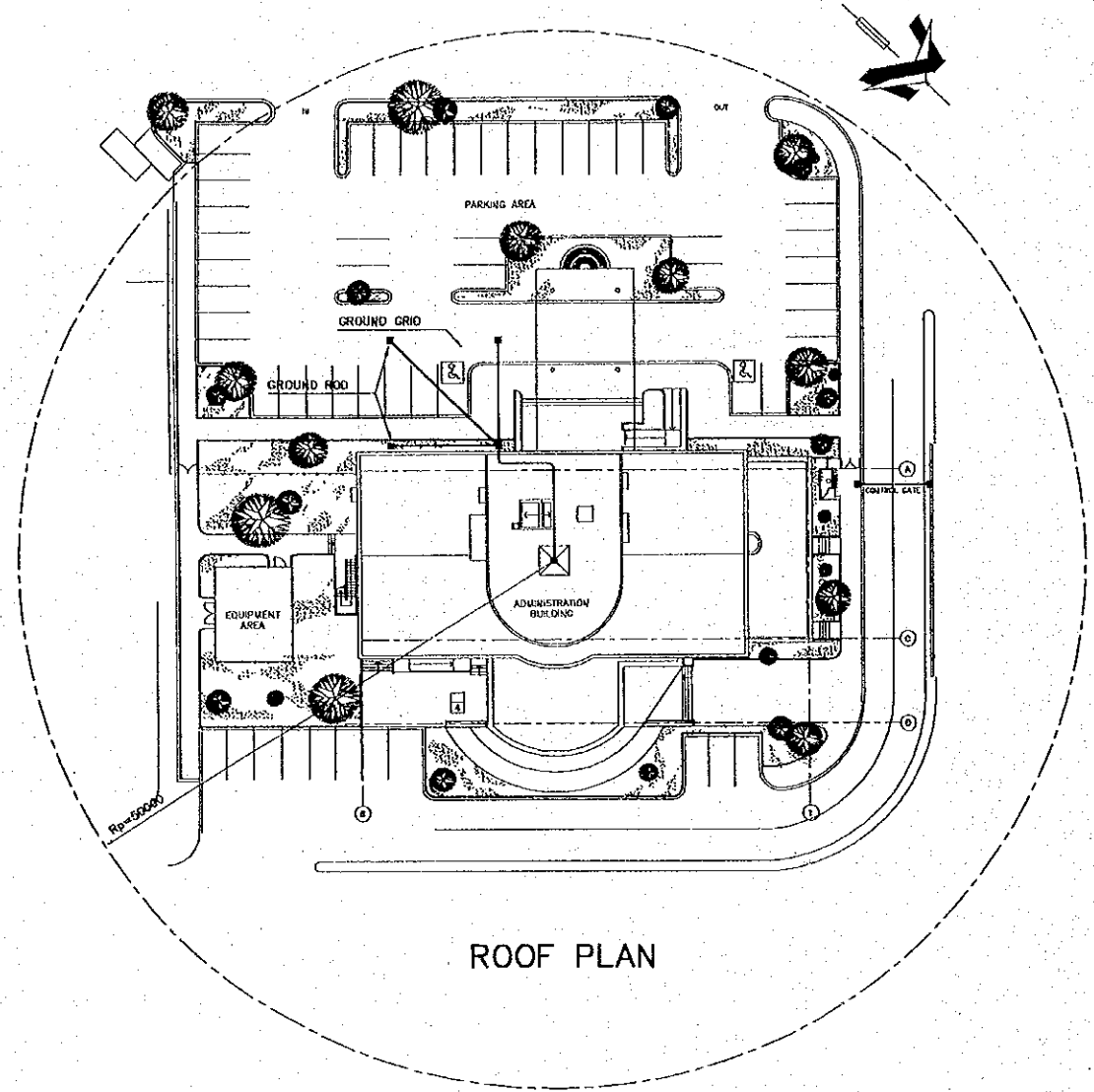
 JAPAN INTERNATIONAL COOPERATION AGENCY (JICA)
 COMISION EJECUTIVA PORTUARIA AUTONOMA (CEPA)

THE DETAILED DESIGN
 ON PORT REACTIVATION PROJECT
 IN LA UNION PROVINCE
 OF THE REPUBLIC OF EL SALVADOR
 NIPPON KOEI CO., LTD.

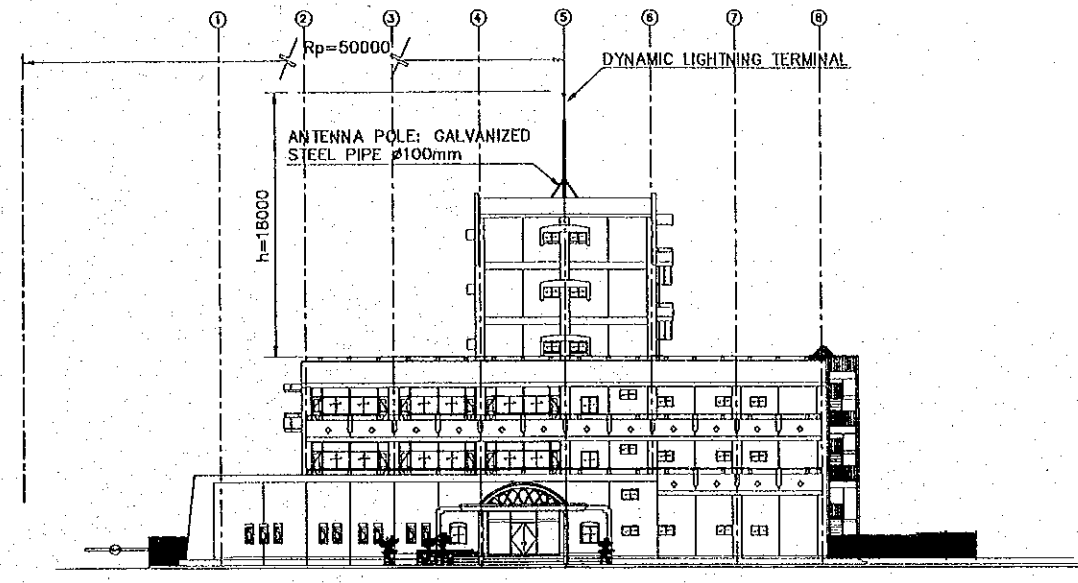
DESIGNED BY :
 CHECKED BY :
 APPROVED BY :

SECTION : BUILDING WORK
 SUB-SECTION : PORT ADMINISTRATION BUILDING
 TITLE : COMMUNICATION SYSTEM
 4th, 5th and 6th
 FLOOR PLAN

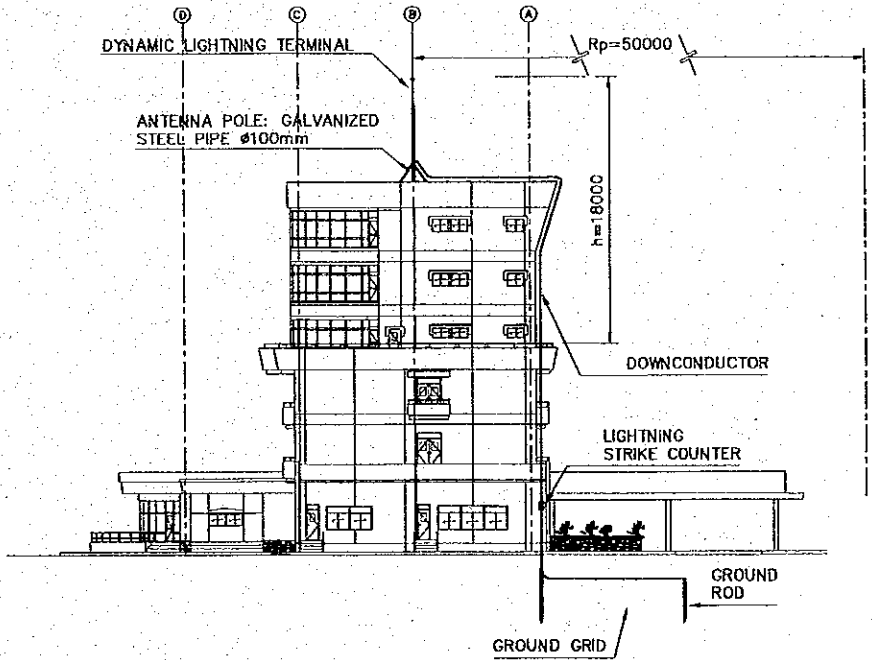
DATE : OCTOBER/2002
 SCALE : 1 : 200
 DRAWING NO : BD-01-120



ROOF PLAN



SOUTHWEST ELEVATION

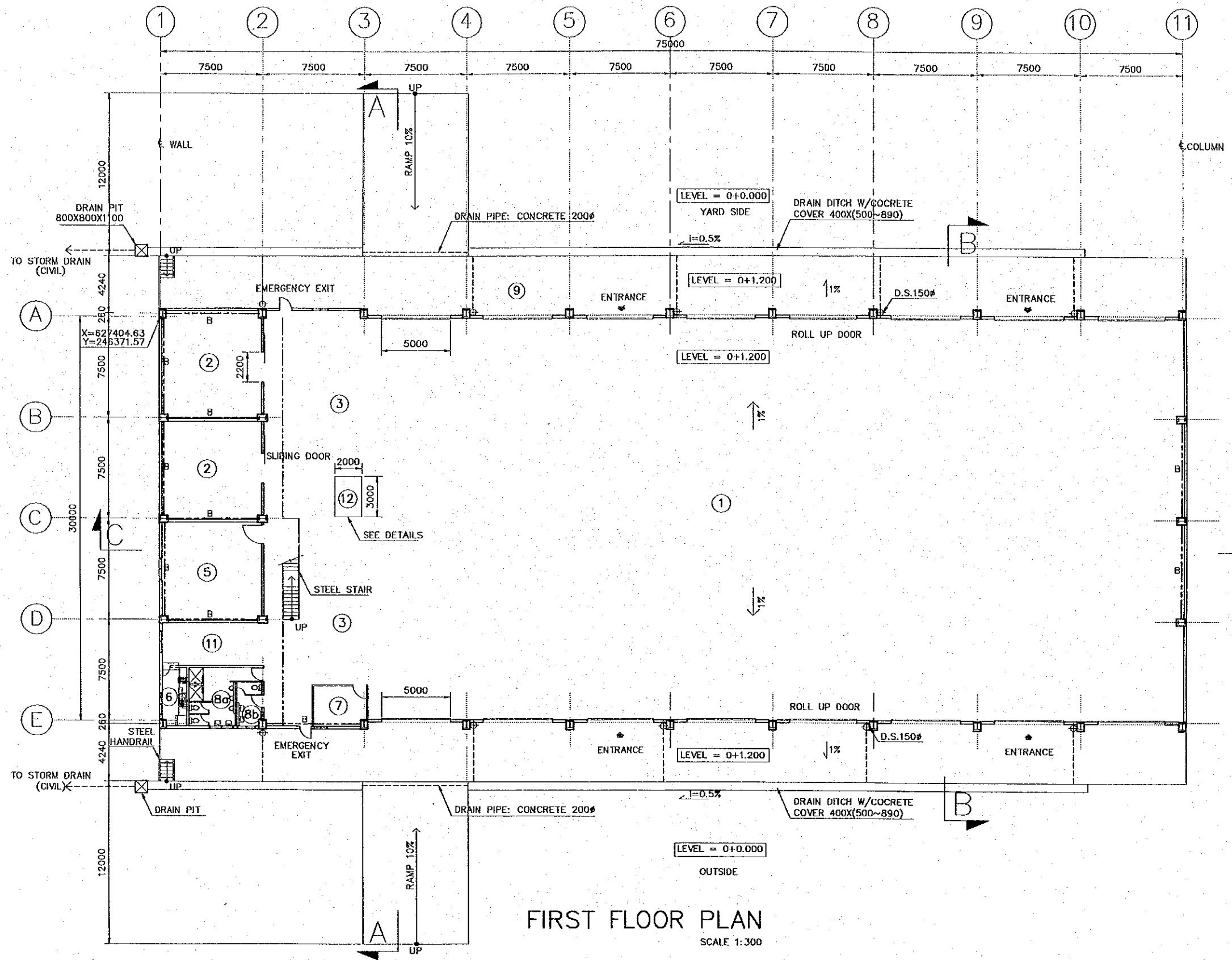


NORTHWEST ELEVATION

S I M B O L S	
	DYNAMIC LIGHTNING TERMINAL.
	GROUND ROD.
	DOWNCONDUCTOR.
	PROTECTED AREA LIMIT
$R_p =$	RADIUS OF PROTECTION.
$h =$	HEIGHT OF LIGHTNING TERMINAL TIP ABOVE THE SURFACE TO BE PROTECTED.
	GROUND GRID

LIGHTNING PROTECTION SYSTEM ELEVATIONS & ROOF PLAN

REV. NO.	DATE	COORDINATE	BY	APPROVED	DATE	 JAPAN INTERNATIONAL COOPERATION AGENCY (JICA)	 COMISION EJECUTIVA PORTUARIA AUTONOMA (CEPA)	 THE DETAILED DESIGN ON PORT REACTIVATION PROJECT IN LA UNION PROVINCE OF THE REPUBLIC OF EL SALVADOR	DESIGNED BY : CHECKED BY : APPROVED BY :	SECTION : BUILDING WORK SUB-SECTION : PORT ADMINISTRATION BUILDING TITLE : LIGHTNING PROTECTION SYSTEM ELEVATIONS & ROOF PLAN	DATE : OCTOBER/2002
SCALE : 1 : 500 DRAWING NO. : BD-01-121											






FIRST FLOOR PLAN
SCALE 1:300

ABBREVIATION	
B:	BRACING
DS:	DOWNSPOUT
CHB:	CONCRETE HOLLOW BLOCK

LEGEND (ROOM)	
①	CARGO CHECK AREA
②	LOCK UP STORE
③	FORK LIFT TRUCKS PARKING
④	OFFICE
⑤	STACK ROOM
⑥	KITCHEN
⑦	CHECK OFFICE
⑧a	TOILET (MEN)
⑧b	TOILET (WOMEN)
⑨	PLATFORM (YARD SIDE)
⑩	SLOPE (OUT SIDE)
⑪	RESTING AREA
⑫	WEIGH SCALE
⑬	CORRIDOR

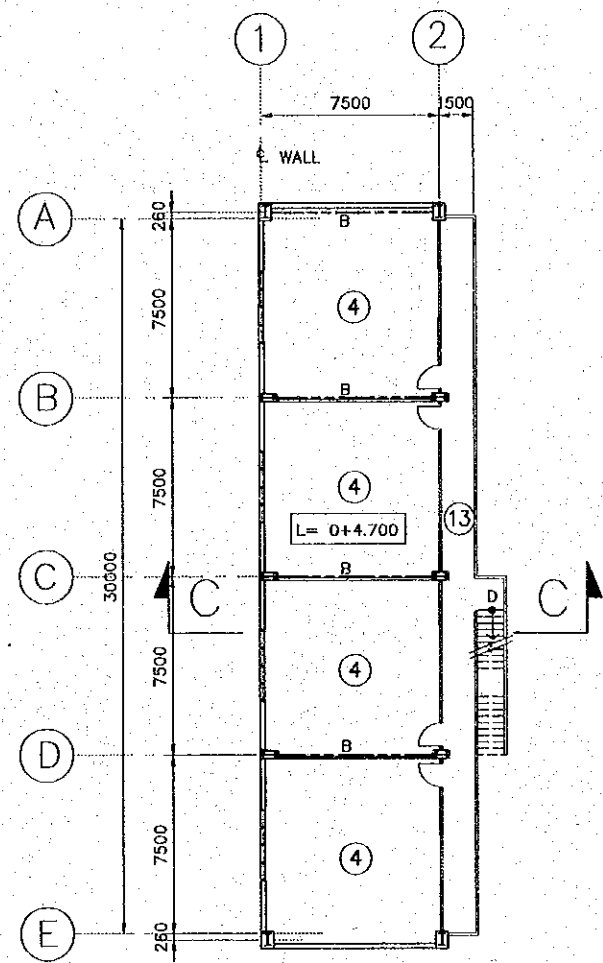
REV. NO.	DATE	COORDINATE	BY	APPROVED	DATE


JAPAN INTERNATIONAL COOPERATION AGENCY (JICA)

COMISION EJECUTIVA PORTUARIA AUTONOMA (CEPA)

THE DETAILED DESIGN ON PORT REACTIVATION PROJECT IN LA UNION PROVINCE OF THE REPUBLIC OF EL SALVADOR

NIPPON KOEI CO., LTD.

DESIGNED BY :	SECTION : BUILDING WORK
CHECKED BY :	SUB-SECTION : CONTAINER FREIGHT STATION (C.F.S.)
APPROVED BY :	TITLE : FIRST FLOOR PLAN

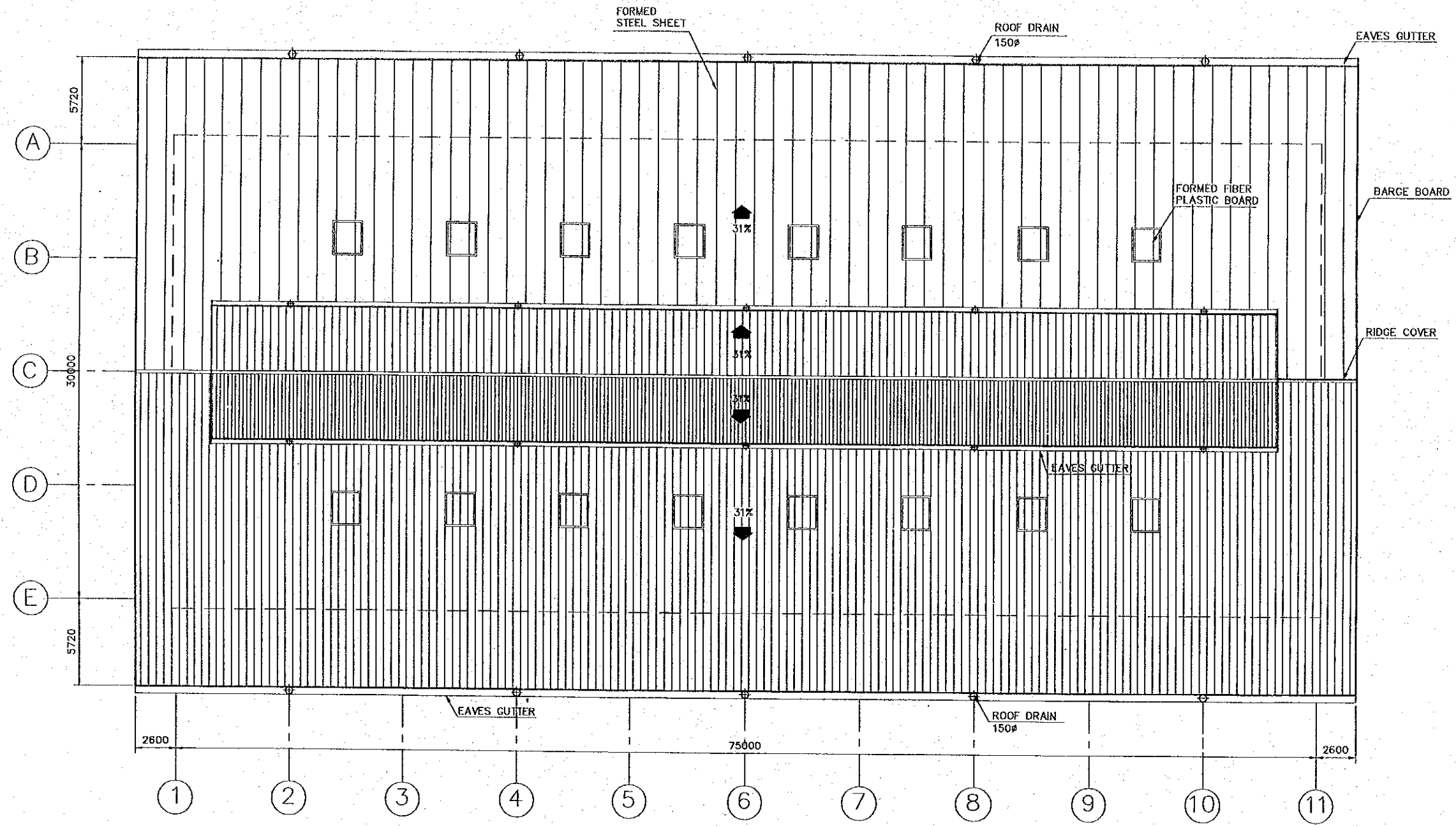
DATE :	OCTOBER/2002
SCALE :	1:300
DRAWING NO.:	BD-02-001



MEZZANINE FLOOR PLAN
SCALE 1:300

LEGEND (ABBREVIATION)	
B:	BRACING
DS:	DOWNSPOUT
CHB:	CONCRETE HOLLOW BLOCK
LEGEND (ROOM)	
①	CARGO CHECK AREA
②	LOCK UP STORE
③	FORK LIFT TRUCKS PARKING
④	OFFICE
⑤	STACK ROOM
⑥	KITCHEN
⑦	CHECK OFFICE
⑧a	TOILET (MEN)
⑧b	TOILET (WOMEN)
⑨	PLATFORM (YARD SIDE)
⑩	SLOPE (OUT SIDE)
⑪	RESTING AREA
⑫	WEIGH SCALE
⑬	CORRIDOR




REV. NO.	DATE	COORDINATE	BY	APPROVED	DATE	JAPAN INTERNATIONAL COOPERATION AGENCY (JICA) COMISION EJECUTIVA PORTUARIA AUTONOMA (CEPA)	THE DETAILED DESIGN ON PORT REACTIVATION PROJECT IN LA UNION PROVINCE OF THE REPUBLIC OF EL SALVADOR NIPPON KOEI CO., LTD.	DESIGNED BY :	SECTION :	DATE :
								CHECKED BY :	SUB-SECTION :	SCALE :
								APPROVED BY :	TITLE :	DRAWING NO. :
									BUILDING WORK	OCTOBER/2002
									CONTAINER FREIGHT STATION (C.F.S.)	1:300
									MEZZANINE FLOOR PLAN	BD-02-002

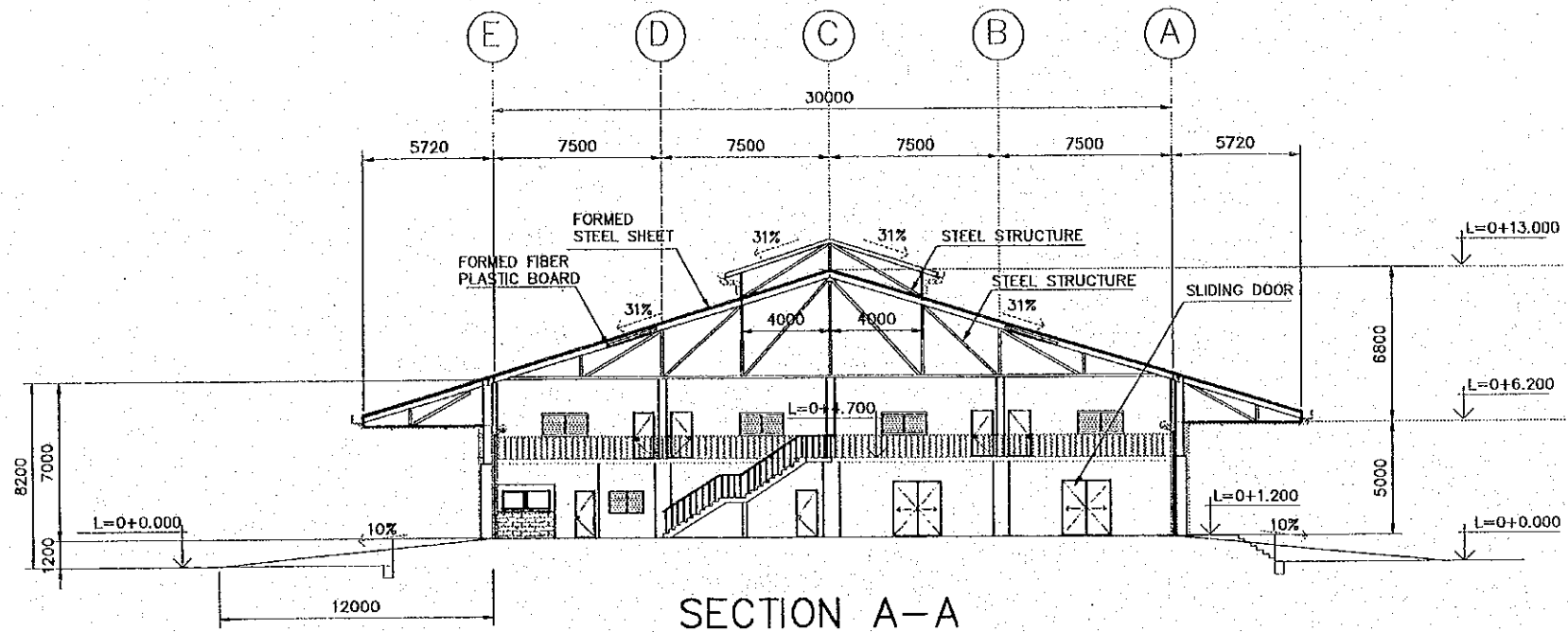


ROOF PLAN

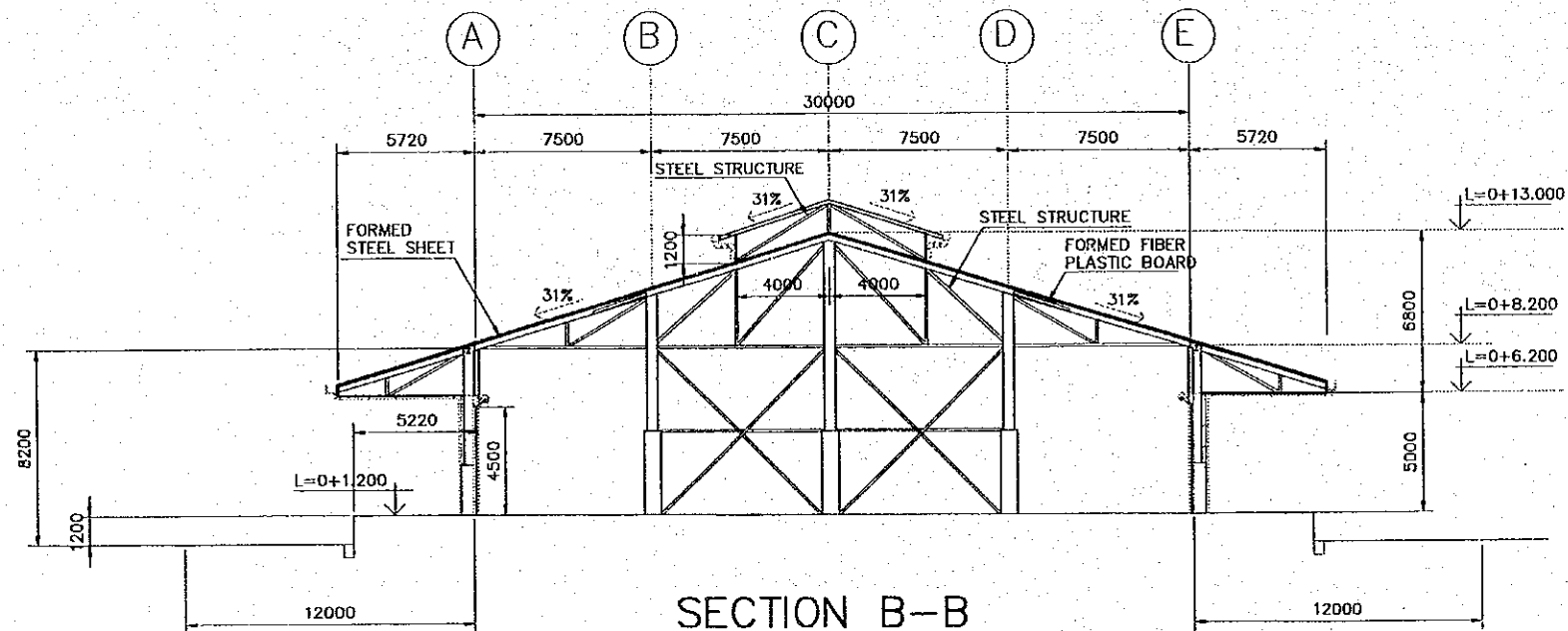
SCALE 1:300

NOTES:
1. FOR GENERAL NOTES, ABBREVIATION AND LEGENDS,
SEE BD-02-001

REV. NO.	DATE	COORDINATE	BY	APPROVED	DATE	 JAPAN INTERNATIONAL COOPERATION AGENCY (JICA)  COMISION EJECUTIVA PORTUARIA AUTONOMA (CEPA)	THE DETAILED DESIGN ON PORT REACTIVATION PROJECT IN LA UNION PROVINCE OF THE REPUBLIC OF EL SALVADOR  NIPPON KOEI CO., LTD.	DESIGNED BY :	SECTION :	DATE :
								CHECKED BY :	SUB-SECTION :	OCTOBER/2002
							APPROVED BY :	FILE :	SCALE :	
									1:300	
										DRAWING NO. : BD-02-003






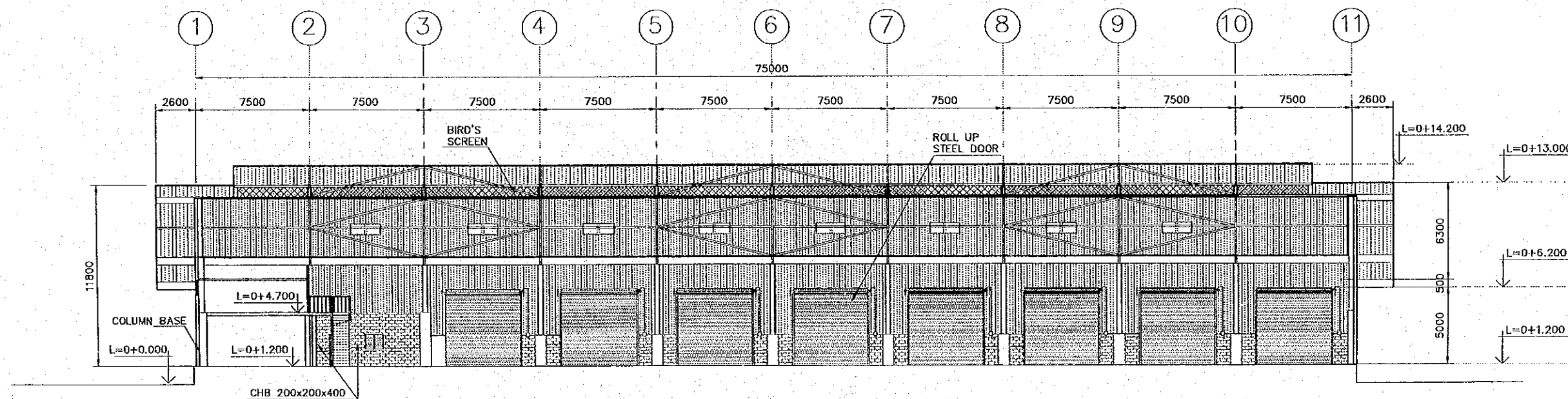
SECTION A-A
SCALE 1:300



SECTION B-B
SCALE 1:300




NOTES:
1. FOR GENERAL NOTES, ABBREVIATIONS & LEGENDS,
SEE BD-02-001

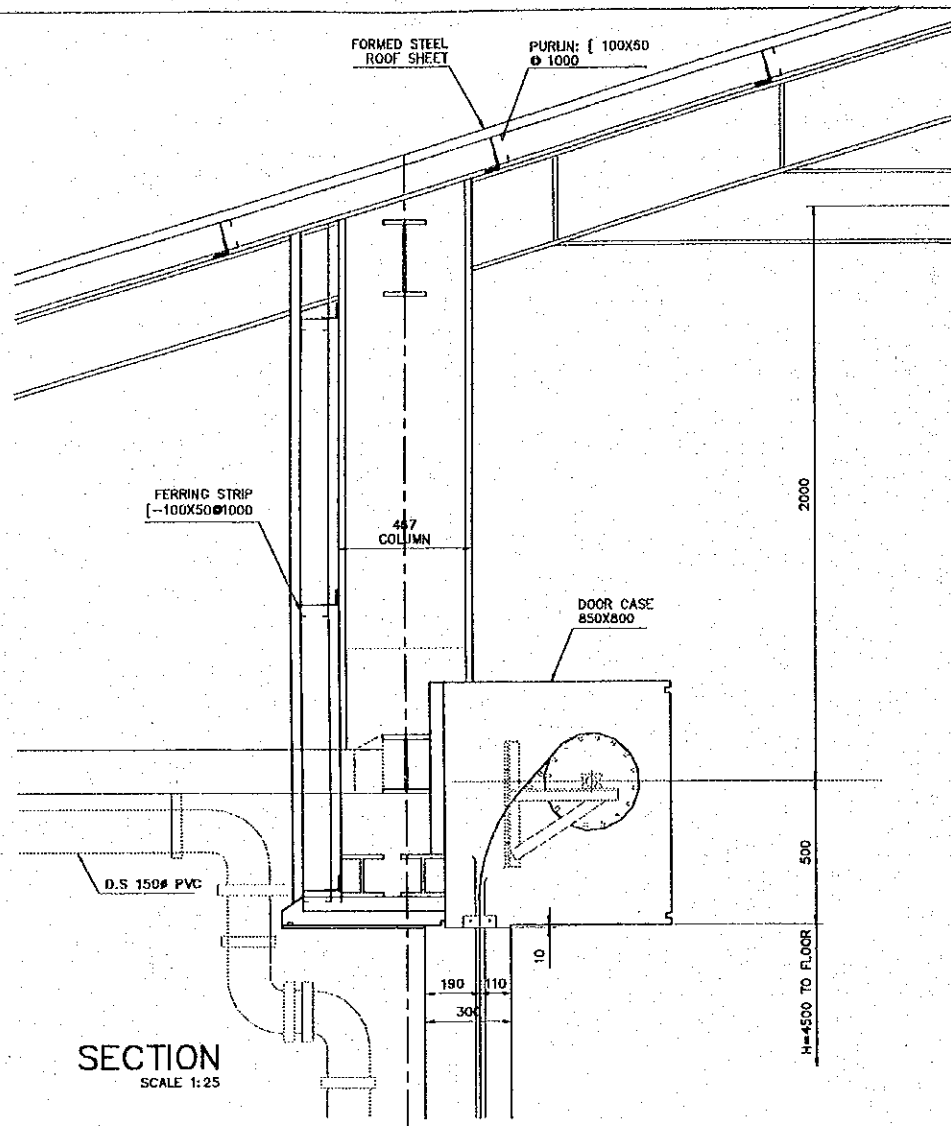
REV. NO. DATE		COORDINATE		BY APPROVED DATE		 JAPAN INTERNATIONAL COOPERATION AGENCY (JICA)  COMISION EJECUTIVA PORTUARIA AUTONOMA (CEPA)	THE DETAILED DESIGN ON PORT REACTIVATION PROJECT IN LA UNION PROVINCE OF THE REPUBLIC OF EL SALVADOR  NIPPON KOEI CO., LTD.	DESIGNED BY :	SECTION : BUILDING WORK	DATE : OCTOBER/2002
									CHECKED BY :	SUB-SECTION : CONTAINER FREIGHT STATION (C.F.S.)
							APPROVED BY :	TITLE : SECTION A-A AND SECTION B-B	DRAWING NO. : BD-02-006	



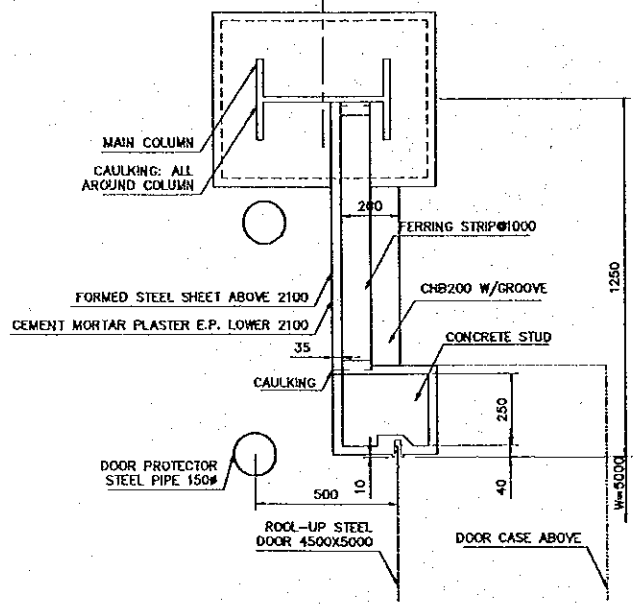
SECTION C-C
SCALE 1:300

NOTES:
1. FOR GENERAL NOTES, ABBREVIATIONS & LEGENDS,
SEE BD-02-001

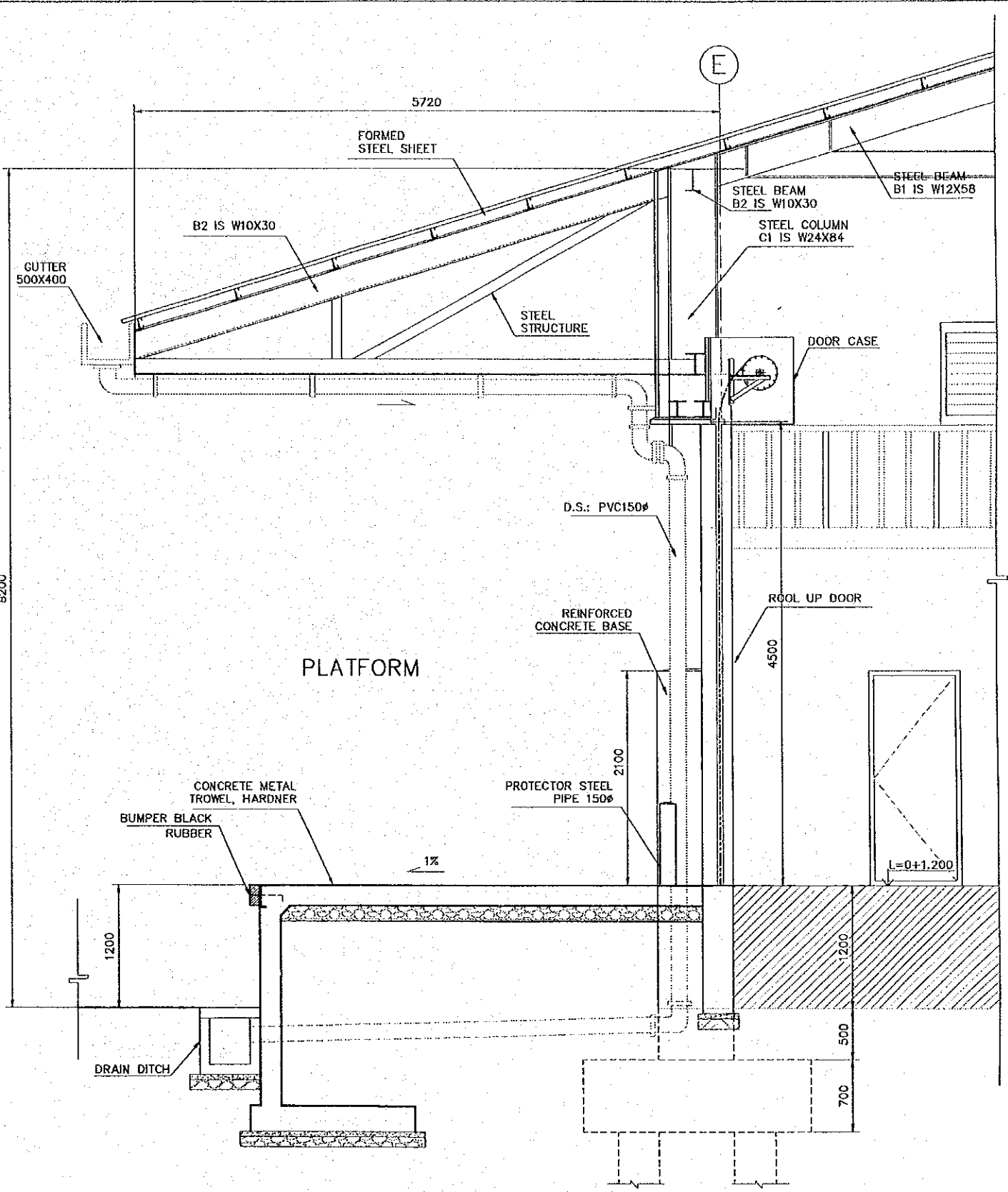
REV. NO.	DATE	COORDINATE	BY	APPROVED	DATE	 JAPAN INTERNATIONAL COOPERATION AGENCY (JICA)  COMISION EJECUTIVA PORTUARIA AUTONOMA (CEPA)	THE DETAILED DESIGN ON PORT REACTIVATION PROJECT IN LA UNION PROVINCE OF THE REPUBLIC OF EL SALVADOR  NIPPON KOEI CO., LTD.	DESIGNED BY :	SECTION : BUILDING WORK SUB-SECTION : CONTAINER FREIGHT STATION (C.F.S.) TITLE : SECTION C-C	DATE :
								CHECKED BY :		OCTOBER/2002
						APPROVED BY :	SCALE :	1:300		
									DRAWING NO. :	BD-02-007



SECTION
SCALE 1:25



COLUMN DETAIL PLAN
SCALE 1:25



WALL SECTION-02
SCALE 1:50

REV. NO.	DATE	COORDINATE	BY	APPROVED	DATE

JICA
JAPAN INTERNATIONAL COOPERATION AGENCY (JICA)

Cepa
COMISION EJECUTIVA PORTUARIA AUTONOMA (CEPA)

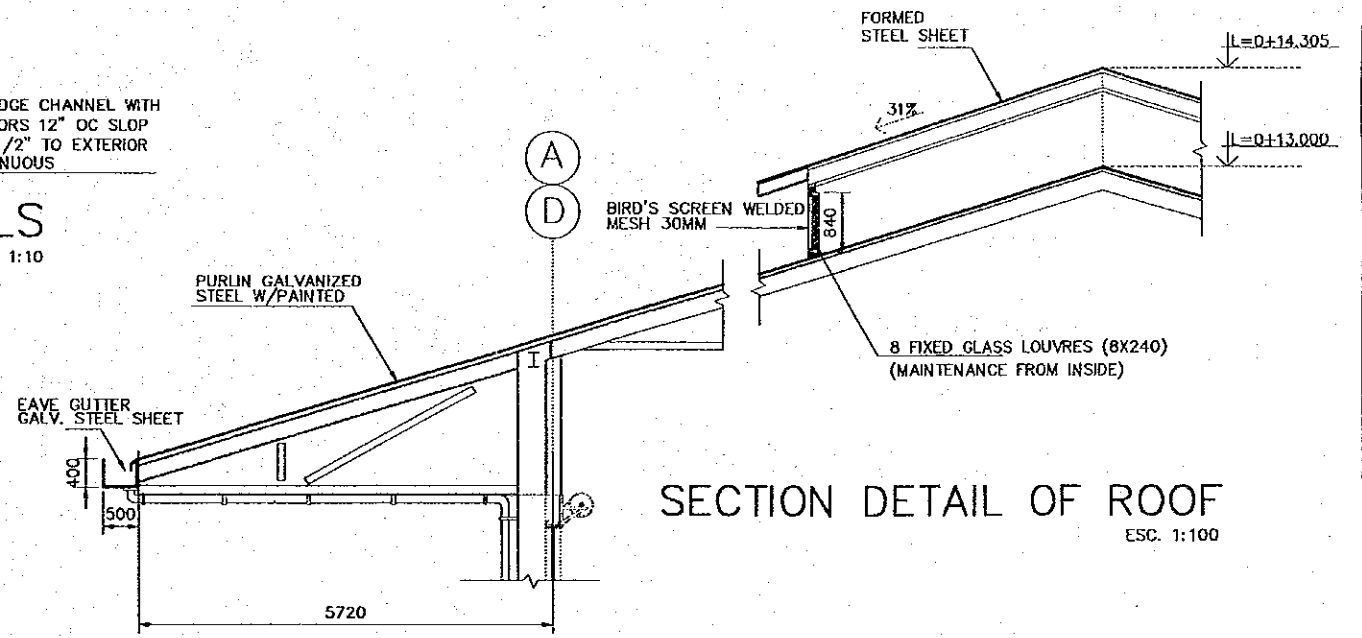
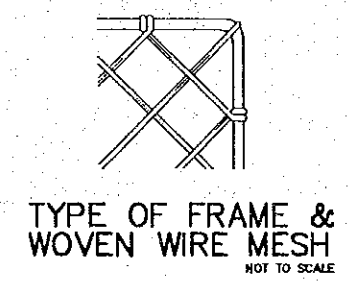
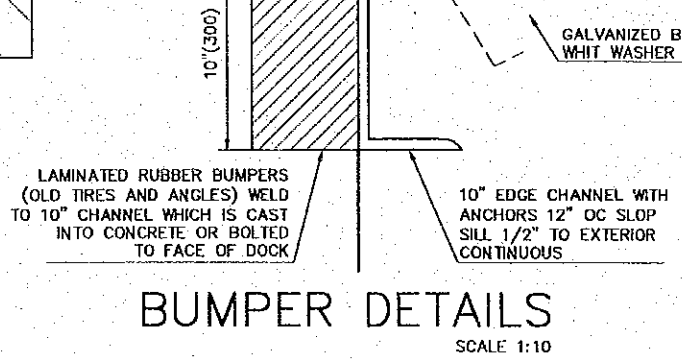
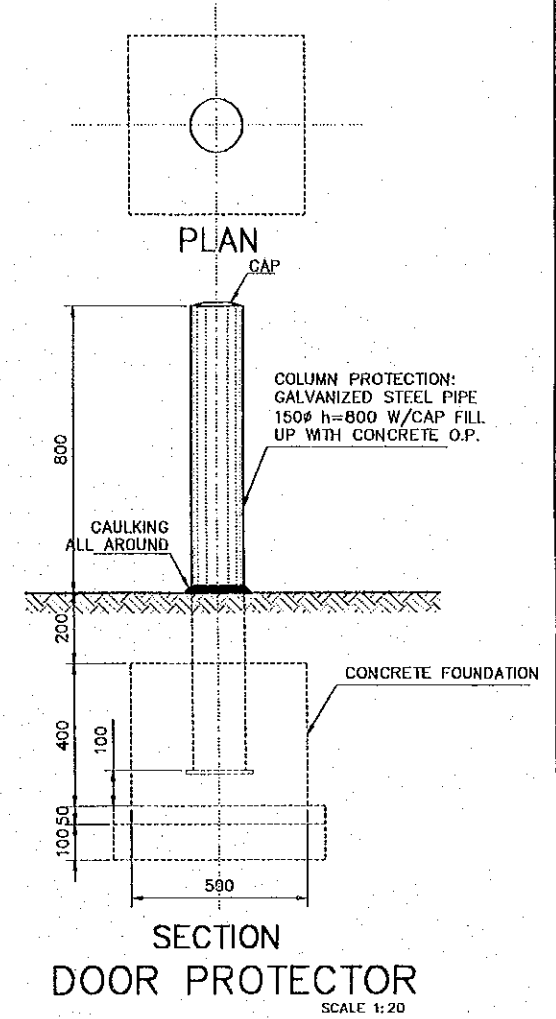
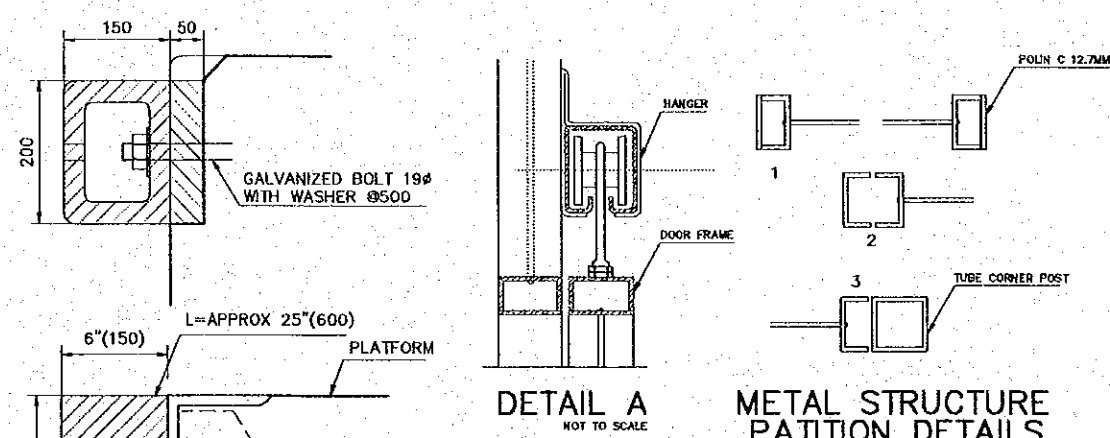
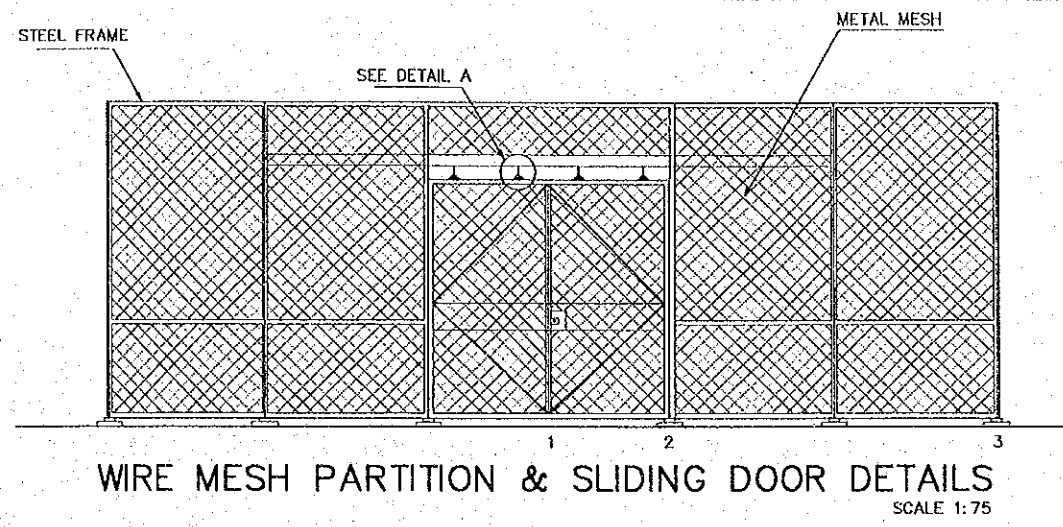
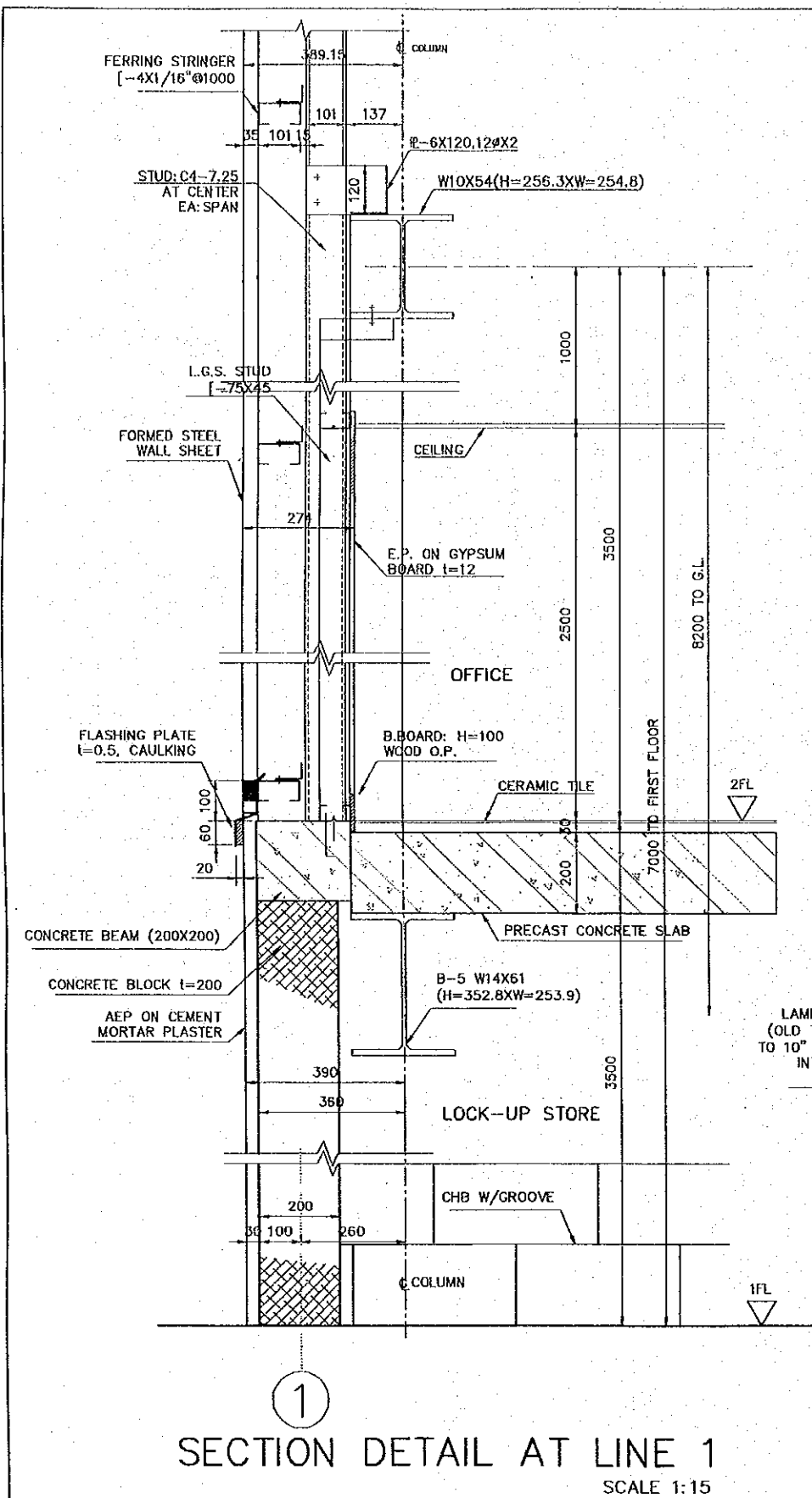
THE DETAILED DESIGN
ON PORT REACTIVATION PROJECT
IN LA UNION PROVINCE
OF THE REPUBLIC OF EL SALVADOR

NKC
NIPPON KOEI CO., LTD.



DESIGNED BY :
CHECKED BY :
APPROVED BY :


SECTION : BUILDING WORK
SUB-SECTION : CONTAINER FREIGHT STATION (C.F.S.)
TITLE : ARCHITECTURAL DETAIL SECTION - 01

DATE : OCTOBER/2002
SCALE : 1:50
DRAWING NO. : BD-02-008



REV. NO.	DATE	COORDINATE	BY	APPROVED	DATE

 JAPAN INTERNATIONAL COOPERATION AGENCY (JICA)
 COMISION EJECUTIVA PORTUARIA AUTONOMA (CEPA)

THE DETAILED DESIGN
 ON PORT REACTIVATION PROJECT
 IN LA UNION PROVINCE
 OF THE REPUBLIC OF EL SALVADOR
 NIPPON KOEI CO., LTD.

DESIGNED BY :	
CHECKED BY :	
APPROVED BY :	

SECTION : BUILDING WORK
 SUB-SECTION : CONTAINER FREIGHT STATION
 TITLE : SECTION DETAIL-02 & MISCELLANEOUS DETAILS

DATE :	OCTOBER/2002
SCALE :	INDICATED
DRAWING NO.:	BD-02-009