

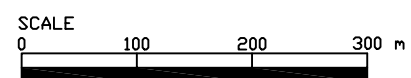


KEY PLAN

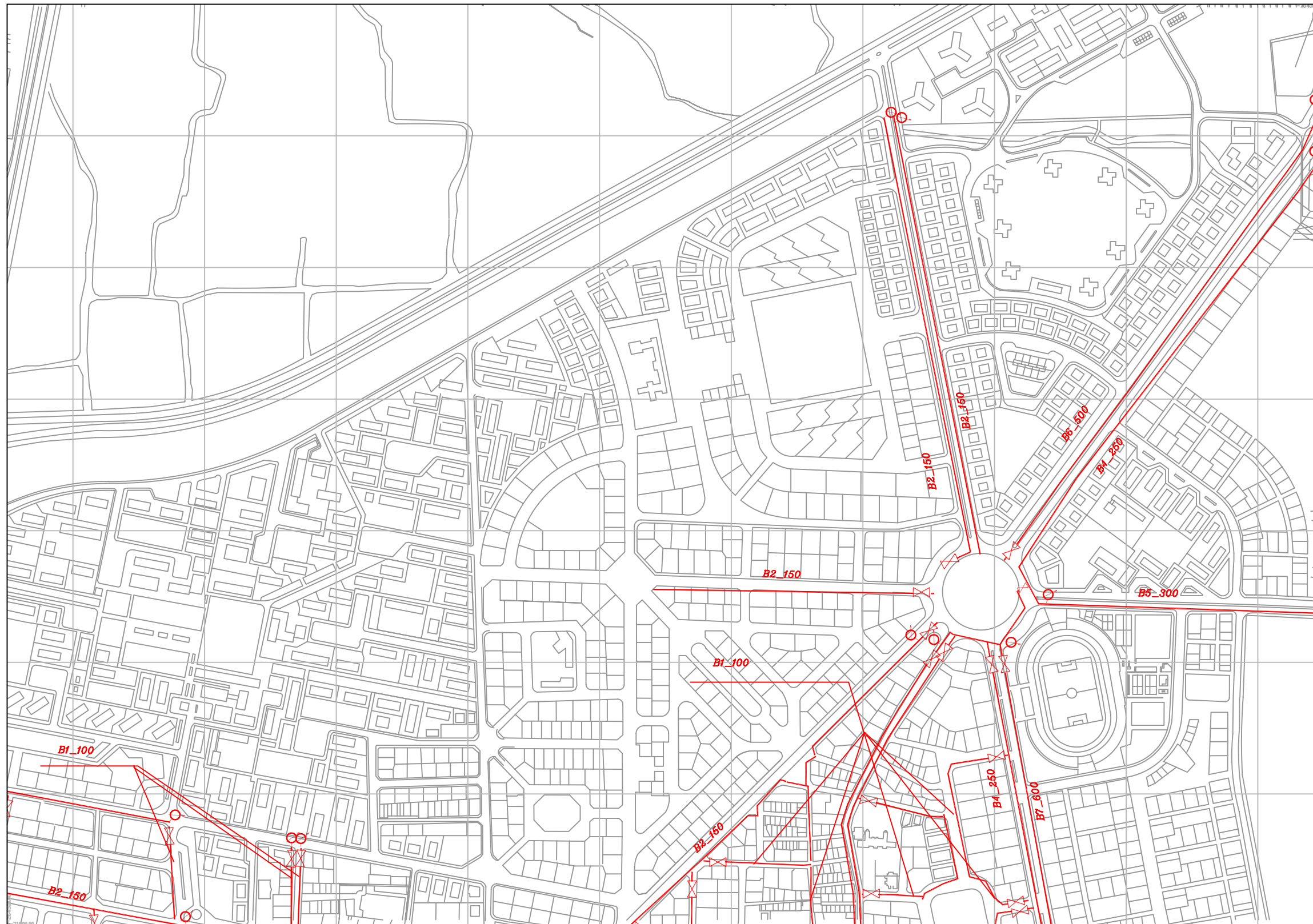
				4'	
				3	
				8	
				13	
				14	
		17	18	19	20
22	23	24	25		
28				31	
				36	37

LEGEND

line No.	diameter(mm)	
K1_100		Pipeline
		Stop valve
		Air valve



JAPAN INTERNATIONAL COOPERATION AGENCY (JICA)
 THE PROJECT FOR REHABILITATION OF WATER
 DISTRIBUTION PIPELINES IN DAMASCUS CITY (PHASE II)
 DWG. NO. NK-06 配水管詳細図 (6/19)
 NIPPON KOEI CO., LTD.

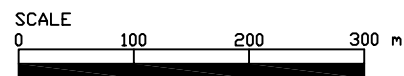


KEY PLAN

				4'	
				3	
				8	
				13	
				14	
		17	18	19	20
22	23	24	25		
28				31	
				36	37

LEGEND

line No.	diameter(mm)	
K1_100		Pipeline
		Stop valve
		Air valve




JAPAN INTERNATIONAL COOPERATION AGENCY (JICA)
 THE PROJECT FOR REHABILITATION OF WATER
 DISTRIBUTION PIPELINES IN DAMASCUS CITY (PHASE II)
 DWG. NO. NK-07 配水管詳細図 (7/19)
 NIPPON KOEI CO., LTD.

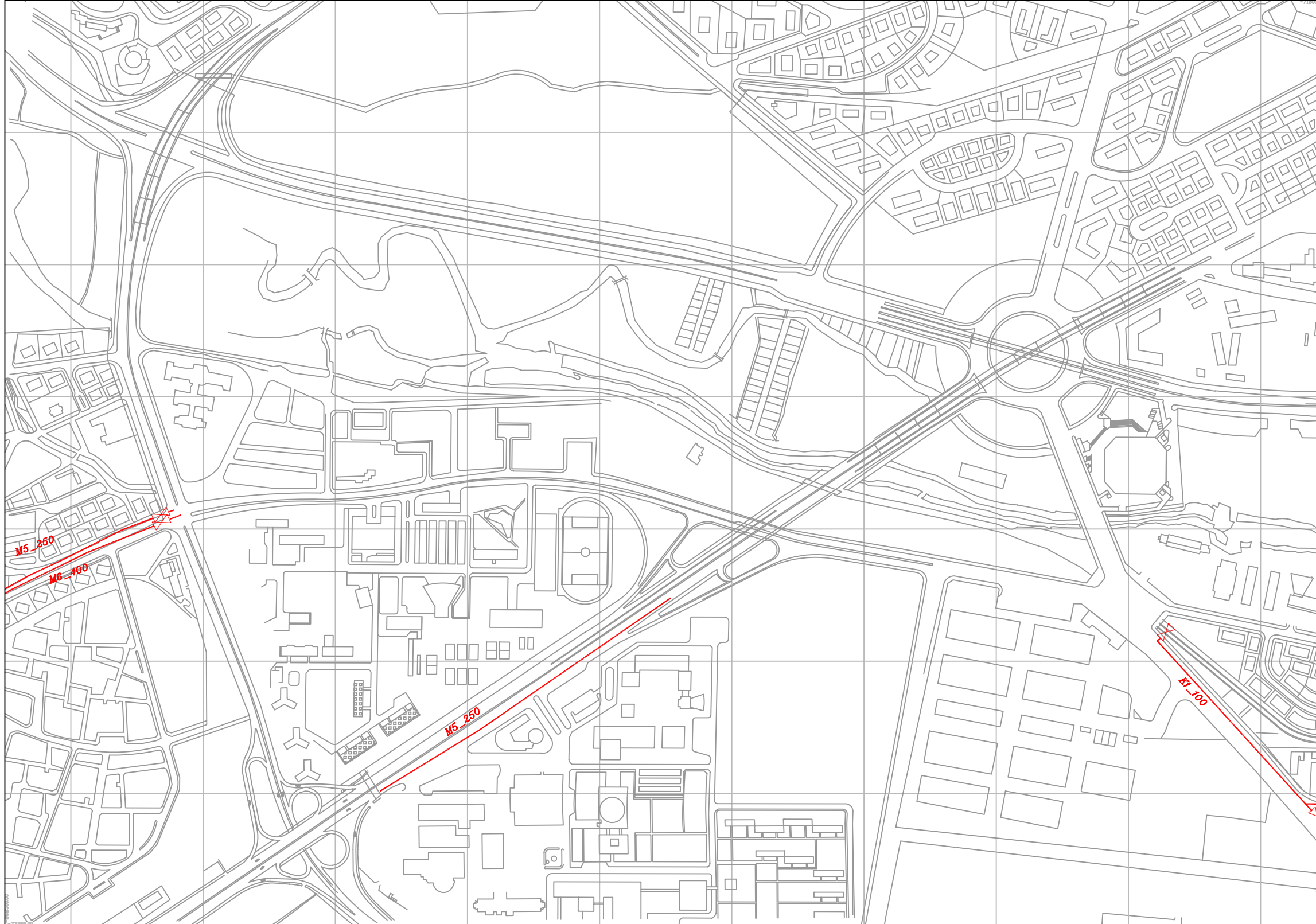


KEY PLAN				4'
			3	4
			8	9
			13	14
	17	18	19	20
22	23	24	25	
28			31	
			36	37

LEGEND	
line No.	diameter(mm)
K1_100	Pipeline
	Stop valve
	Air valve



JAPAN INTERNATIONAL COOPERATION AGENCY (JICA)
 THE PROJECT FOR REHABILITATION OF WATER
 DISTRIBUTION PIPELINES IN DAMASCUS CITY (PHASE II)
 DWG. NO. NK-08 配水管詳細図 (8/19)
 NIPPON KOEI CO., LTD.



KEY PLAN

				4'
			3	4
			8	9
		13	14	
17	18	19	20	
22	23	24	25	
28			31	
			36	37

LEGEND

line No.	diameter(mm)	
K1_100		Pipeline
		Stop valve
		Air valve



JAPAN INTERNATIONAL COOPERATION AGENCY (JICA)
 THE PROJECT FOR REHABILITATION OF WATER
 DISTRIBUTION PIPELINES IN DAMASCUS CITY (PHASE II)
 DWG. NO. NK-09 配水管詳細図 (9/19)
 NIPPON KOEI CO., LTD.