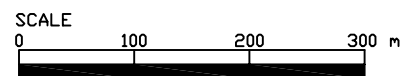


**KEY PLAN**

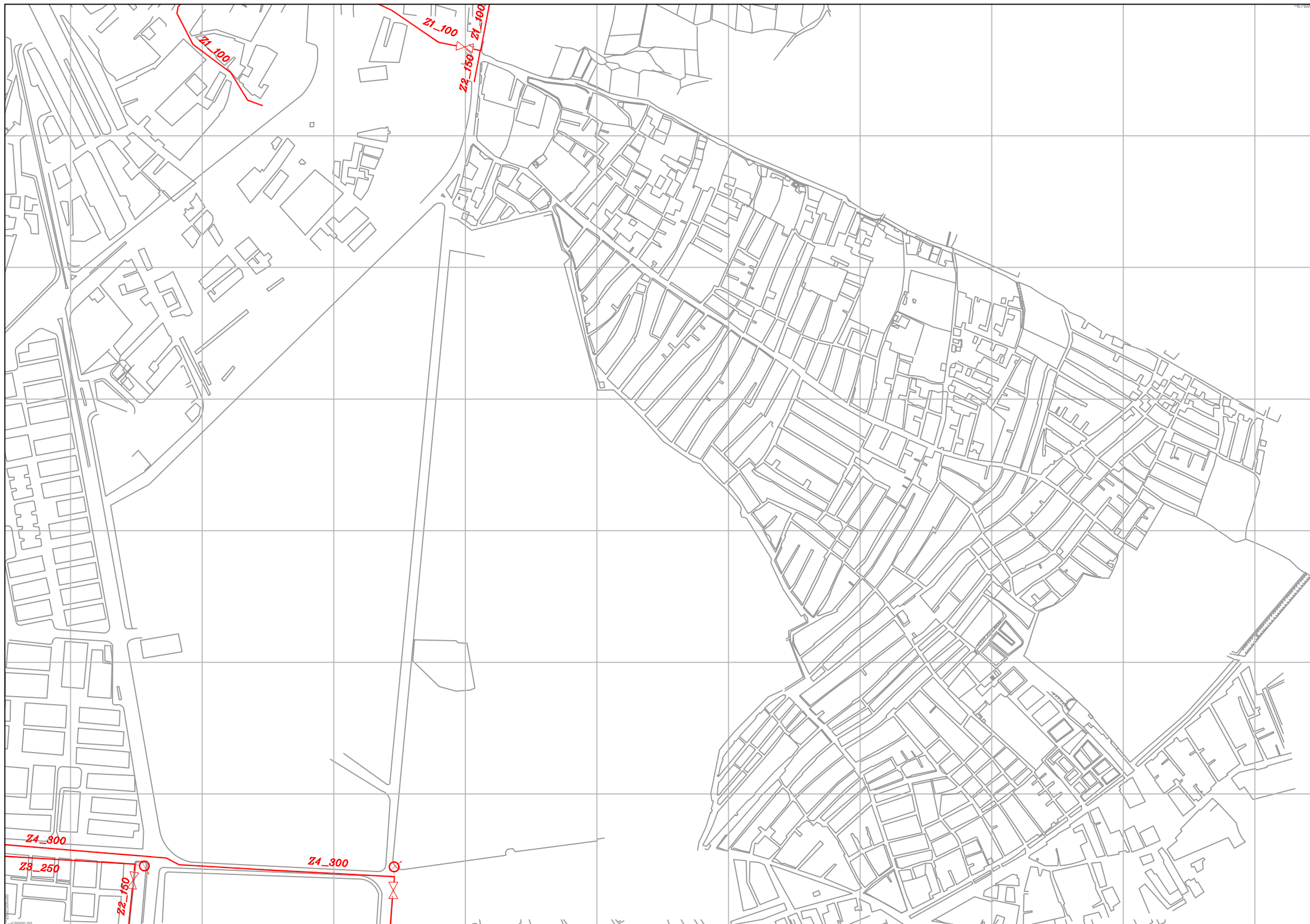
				4'	
				3	
				4	
				8	
				9	
				13	
				14	
		17	18	19	20
22	23	24	25		
28				31	
				36	37

**LEGEND**

line No.	diameter(mm)	
K1_100		Pipeline
		Stop valve
		Air valve



JAPAN INTERNATIONAL COOPERATION AGENCY (JICA)  
 THE PROJECT FOR REHABILITATION OF WATER  
 DISTRIBUTION PIPELINES IN DAMASCUS CITY (PHASE II)  
 DWG. NO. NK-01 配水管詳細図 (1/19)  
 NIPPON KOEI CO., LTD.

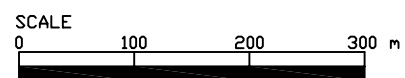


KEY PLAN

				4'
			3	4
			8	9
			13	14
	17	18	19	20
22	23	24	25	
28			31	
			36	37

LEGEND

line No.	diameter(mm)	
K1_100		Pipeline
		Stop valve
		Air valve



JAPAN INTERNATIONAL COOPERATION AGENCY (JICA)  
 THE PROJECT FOR REHABILITATION OF WATER  
 DISTRIBUTION PIPELINES IN DAMASCUS CITY (PHASE II)  
 DWG. NO. NK-02 配水管詳細図 (2/19)  
 NIPPON KOEI CO., LTD.



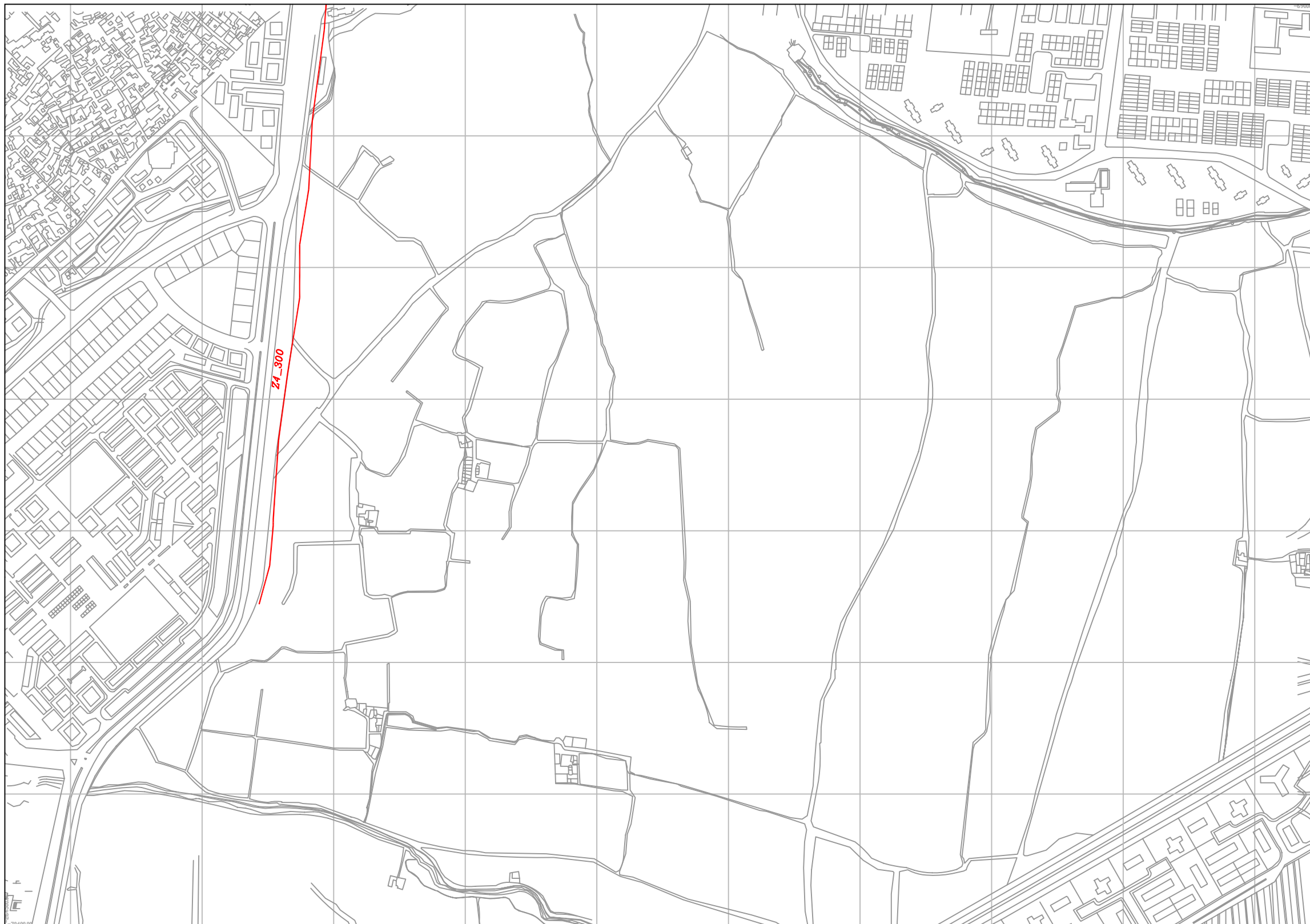
**KEY PLAN**

				4
			3	4
			8	9
			13	14
	17	18	19	20
22	23	24	25	
28			31	
			36	37

**LEGEND**

line No.	diameter(mm)	
Z1_100		Pipeline
		Stop valve
		Air valve





**KEY PLAN**

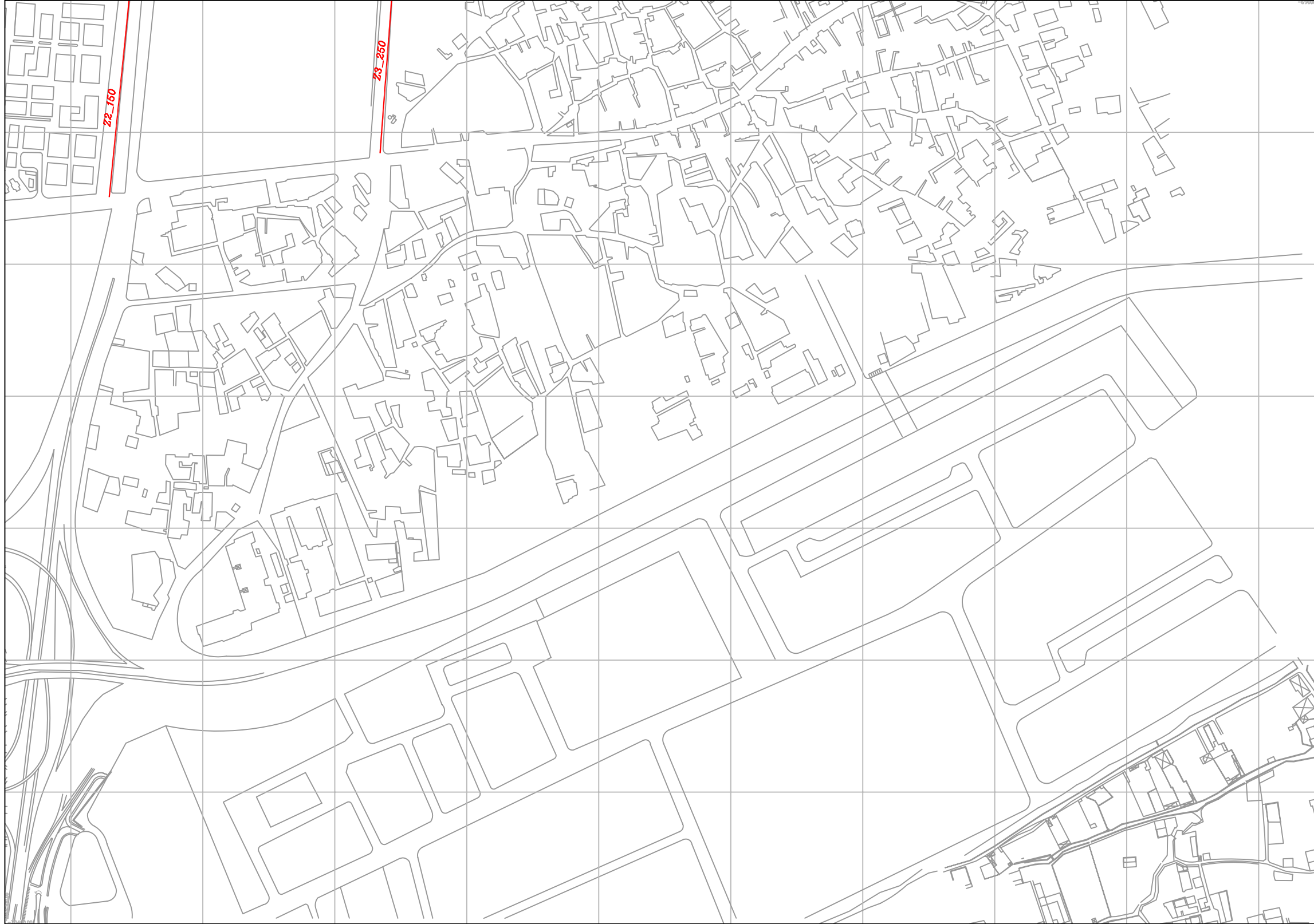
				4'	
				3	
				4	
				8	
				9	
				13	
				14	
		17	18	19	20
22	23	24	25		
28				31	
				36	37

**LEGEND**

line No.	diameter(mm)	
K1_100		Pipeline
		Stop valve
		Air valve



JAPAN INTERNATIONAL COOPERATION AGENCY (JICA)  
 THE PROJECT FOR REHABILITATION OF WATER  
 DISTRIBUTION PIPELINES IN DAMASCUS CITY (PHASE II)  
 DWG. NO. NK-04 配水管詳細図 (4/19)  
 NIPPON KOEI CO., LTD.

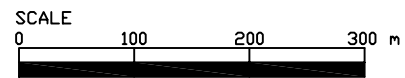


**KEY PLAN**

				4'	
				3	
				8	
				13	
				14	
		17	18	19	20
22	23	24	25		
28				31	
				36	37

**LEGEND**

line No.	diameter(mm)	
K1_100		Pipeline
		Stop valve
		Air valve



JAPAN INTERNATIONAL COOPERATION AGENCY (JICA)  
 THE PROJECT FOR REHABILITATION OF WATER  
 DISTRIBUTION PIPELINES IN DAMASCUS CITY (PHASE II)  
 DWG. NO. NK-05 配水管詳細図 (5/19)  
 NIPPON KOEI CO., LTD.