

7. 討議議事録 (概要説明調査)

MINUTES OF DISCUSSIONS
ON THE BASIC DESIGN STUDY
ON THE PROJECT FOR IMPROVEMENT OF HEALTH FACILITIES
IN THE KWAZULU-NATAL PROVINCE IN THE REPUBLIC OF SOUTH AFRICA
(EXPLANATION ON DRAFT REPORT)

In April 2001, the Japan International Cooperation Agency (hereinafter referred to as "JICA") dispatched a Basic Design Study Team on the Project for Improvement of The Health Facilities in the KwaZulu-Natal Province (hereinafter referred to as "the Project") to the Republic of South Africa (hereinafter referred to as "South Africa"), and through discussion, field survey, and technical examination of the results in Japan, JICA prepared a draft report of the study.

In order to explain and to consult the South African side on the components of the draft report, JICA sent to South Africa the Draft Report Explanation Team (hereinafter referred to as "the Team"), which is headed by Dr. Iwao Takakura, Professor Emeritus, Tokai University, from July 29th to August 19th, 2001.


As a result of discussions, both parties confirmed the main items described on the attached sheets.

Petermaritzburg August 7th, 2001


Pretoria August 8th, 2001

高 倉 巖


Dr. Iwao Takakura
Leader
Draft Report Explanation Team
JICA



Mr. Gerrie van der Merwe
Director, Facilities Management
KwaZulu-Natal Department of Health
Republic of South Africa



Ms. C. Makwakwa
Director, International Health Liaison
National Department of Health
Republic of South Africa



Professor R.W. Green Thompson
Superintendent General
KwaZulu-Natal Department of Health
Republic of South Africa

1. Components of the Draft Report

The Government of South Africa agreed and accepted in principle the components of the draft report explained by the Team.

2. Japan's Grant Aid scheme

The South African side understands the Japan's Grant Aid Scheme and the necessary measures to be taken by the Government of South Africa as explained by the Team and described in Annex-3, Annex-4 and the clause 7-5 of the Minutes of Discussions signed by both parties on April 11th and 12th, 2001.

3. Schedule of the Study

JICA will complete the final report in accordance with the confirmed item and send it to the Government of South Africa by December, 2001.

4. Other relevant issues

4-1 Schedule of the Project

On condition that the Government of Japan approves the final report submitted by JICA, the expected schedule of the implementation of the Project would be as follows:

- Exchange of Notes (E/N): at the beginning of November, 2001.
- Contract of the Japanese consulting firm: at the beginning of November, 2001
- Public announcement of Tender: at the middle of January, 2002
- Tendering for the Project: at the middle of February, 2002

The Team pointed out that it is necessary for smooth implementation of the Project to work under the schedule mentioned above. The South African side understood the mention of the Team.


4-2 National Department of Health (NDOH)

NDOH will take necessary measures for smooth implementation of the Project, as follows.

- to facilitate the smooth issuance of working visas for Japanese Nationals, and
- to endorse the KwaZulu-Natal Department of Health for the Banking Arrangement (B/A)

4-3 Personnel and Budget Allocation

KwaZulu-Natal Department of Health will allocate sufficient qualified staff and budget to functionally operate and maintain the medical equipment and new Community Health

 IT

Center (CHC) to be covered by the Project.

4-4 Value Added Tax (VAT)

KwaZulu-Natal Department of Health will reimburse VAT concerning local purchase under the Project, to Japanese contractor(s).

4-5 The South African side requested the consultant services for (1) assistance on health education activities at DC28 district health office and (2) construction of management system for maintenance of medical equipment in DC28 at District Engineering Office in Empangeni Hospital as one of the components of the Grant Aid.

KwaZulu-Natal Department of Health will allocate sufficient qualified staff and budget to promote health education activities and to operate the management system.

4-6 PDM

Both sides confirmed and agreed contents of Project Design Matrix (PDM) described in Annex-1

4-7 Equipment List and Equipment Specification

Both sides agreed contents of draft equipment list described in Annex-2 and draft-detailed specification of the equipment. KwaZulu-Natal Department of Health understood that the list and specification will be determined by future examination in Japan.

4-8 Necessary Arrangement for Equipment Installation

KwaZulu-Natal Department of Health agreed to ensure necessary arrangement of removal of existing equipment, electricity supply, water supply etc., in connection with the installation of new equipment before the arrival of the equipment.

4-9 Necessary Arrangement for New CHC Construction

KwaZulu-Natal Department of Health agreed to secure the construction site of new CHC, to ensure necessary arrangement of building permit and any other authorization required for construction of new CHC, and to provide access road to the site and facilities for distribution of electricity, water supply, telephone trunk line, drainage and storm water line to the site in accordance with the schedule of the Project.

4-10 Draft equipment list and specification are confidential and should not be duplicated or released to any other parties.

IT

Project Title : Project for Improvement of the Health Facilities in the KwaZulu-Natal Province in the Republic of South Africa
 Target Site : DC28, KwaZulu-Natal
 Target Group : Residents of DC28
 Period : December 2001 ~ March 2003
 Drafted : August, 2001

Narrative Summary	Objectively	Means of Verification	Important Assumption
<p>Overall Goal</p> <ol style="list-style-type: none"> The regional gap in quality of health service is reduced. Increase confidence and satisfaction of the local residents towards health / medical services supported by the government 	<ol style="list-style-type: none"> The health index of DC28 approaches the average value of South Africa by 2006. The local residents involves enthusiastically with the health / medical services supported by the government by 2003. 	<p>Statistics on health</p> <p>Number of visits to medical facilities, activity of health promotion, degree of satisfaction (questionnaire)</p>	
<p>Project Purpose</p> <p>Improve the medical services of DC28.</p>	<p>The number of inpatients, outpatients, patients referred, and the number of medical checkup increase 10% after equipment procurement.</p> <p>The number of water borne infections reduce 5% after the commencement of the project</p>	<p>Performance record of consultation</p> <p>Patient's data for water borne infections</p>	<p>Measures for consultation fee for the poverty in DC28 is not changed.</p> <p>The situation of infection and disease structure in the surrounding area does not change dramatically.</p>
<p>Outputs</p> <ol style="list-style-type: none"> Medical function of the existing facilities Improve 	<ol style="list-style-type: none"> 1-1 The number of clinical examination increase 10% after equipment procurement 1-2 The incidence of initial trouble of the supplied equipment becomes 5% or less. 1-3 The frequency of preventive equipment maintenance becomes 95% or more. 1-4 The maintenance cost will decrease by 20% from 2003. 	<ol style="list-style-type: none"> 1-1 Clinical chart 1-2 Repair record 1-3 Record of preventive maintenance 1-4 Detail of maintenance costs 	<p>The health budget of DC28 is not drained.</p> <p>Facility improvement plan of DC28 is not frustrated.</p> <p>Medical and nursing staff in DC28 does not reduce.</p> <p>Equipment maintenance activities is implemented</p>
<ol style="list-style-type: none"> Local health activities outside hospital is activated. 	<ol style="list-style-type: none"> 2-1 A school health service activities increase 30% by 2003 2-2 The monthly campaign of coordinated health promotion program is implemented by 2003 2-3 The local health staff's morale improves. 	<ol style="list-style-type: none"> 2-1 Activity record 2-2 Activity record 2-3 Sufficiency of position, extension of a service term, degree of satisfaction (questionnaire) 	<p>Health promotion activities is implemented</p>
<ol style="list-style-type: none"> The referral system is regulated. 	<ol style="list-style-type: none"> 3-1 Acceptance of a patient is started by 2003 at the new CHC. 	<ol style="list-style-type: none"> 3-1 Clinical chart 	<p>Staff for Community Health Centre is allocated</p>
<p>Activities</p> <ol style="list-style-type: none"> 1-1 Install equipment 1-2 Training of equipment maintenance technique is given 2-1 Training of health promotion activity technique is given 3-1 Construct a Community Health Center. 	<p>Inputs</p> <p>Japan</p> <p>Personnel</p> <p>Instructor of health education</p> <p>Instructor of equipment maintenance</p> <p>Equipment</p> <p>Medical equipment (provincial hospital, district hospital, clinic, Community Health Centre)</p> <p>Health promotion activity (DHO)</p> <p>Maintenance tools (DHO)</p> <p>Construction</p> <p>Community Health Center (Neselen)</p> <p>1</p>	<p>South Africa</p> <p>Personnel</p> <p>Health education staff</p> <p>Equipment maintenance staff</p> <p>Equipment</p> <p>Procurement of equipment other than grant aid / set</p> <p>Local cost</p> <p>Removal cost of existing equipment, new facility, operation cost of existing facilities</p> <p>OOZAR</p>	<p>Customs clearance and permission of construction are not delayed</p> <p>Trained health education staff, maintenance staff continue working for the DOH</p> <p>Pre-conditions</p> <p>The labor union of the DOH does not oppose to the Project</p>

IT

Equipment List (by equipment)

Annex-2

No	Description	Qty	NG	EM	CB	EK	ES	MB	NK	SM	CC	DH	CH
1	Adult weight scale	1											1
2	Anaesthetic apparatus with ventilator	3	1				1		1				
3	Anaesthetic apparatus with ventilator, spirometry function	2	1	1									
4	Apnea monitor	5				1	1	1	1	1			
5													
6													
7	Blood gas analyzer	1	1										
8	Blood gas monitor - cassette type	8	1	1	1	1	1	1	1	1			
9	Capnograph	3	1	1			1						
10	Cardiotocograph	7		1	1	1	1	1	1	1			
11	C-arm image intensifier	1	1										
12	Colour doppler ultrasound	2	1	1									
13													
14	Defibrillator	10	2		1	1	2	1	1	1			1
15	Defibrillator with cardiac pacing	1	1										
16	Defibrillator with monitor and recorder	7	1		1	1	1	1	1	1			
17	Delivery bed	2											2
18	Coagulation apparatus	5	2	1		1			1				
19	ECG multichannel	3	1	1									1
20	ECG recorder, 3 channels	8	1	1	1	1	1	1	1	1			
21	Portable operating light	5	1					1	1				2
22	Glucose meter	46									44		2
23	Hospital beds	16											16
24	Hysteroscope	1		1									
25	Infant cribs	6											6
26	Infant incubator	16			4	2	2	2	2	2			2
27	Infant warmer	40		1	1	1	1	1	1	1	31		2
28	Weighing scale, baby	2											2
29	Infusion pump	46	10	8	3	4	5	4	6	4			2
30	Nutrition pump	5	3	2									
31	Laparoscopic TV system	2	1				1						
32	Surgical apparatus	2		1			1						
33	Microscope	4	2				1		1				

RAT

EM - A2 -

A-63

[Signature]

L.T

Equipment List (by equipment)

Annex-2

No.	Description	Qty	NG	EM	CB	EK	ES	MB	NK	SM	CC	DH	CH
34	Multiparameter monitor (bedside monitor), neonatal	10	3		1	1	2	1	2	1			
35	Multiparameter monitor (ECG, NIBP, P, T)	68	18	10	6	6	8	7	6	4			3
36	Operating table for C-arm (radiotranslucent)	1	1										
37	Operation light	6	6										
38	Operation table	4		1		1		1	1				
39	Phako emulsification unit	1	1										
40	Phototherapy unit	2						1	1				
41	Portable X-ray machine	4	1			1		1	1				
42	Fetal doppler apparatus	7		1		1	1	1	1	1			1
43	Syringe pump	28	10	4	2	2	3	2	3	2			
44	Transport / portable incubator	2	1										1
45	Ultrasound (B/W)	9	1	1	1	1	1	1	1	1			1
46	Vacuum extractor	17		2		1			1	1	12		
47	Accessory set for X-ray room	2		1									1
48	X-ray unit, dental	1											1
49	X-ray unit, general	5		1			1		1	1			1
50	Applanation tonometer	1	1										
51													
52	Autoclave, small	46	3						1		40		2
53	Centrifuge	1	1										
54	Dental unit	1											1
55	Diagnostic set, portable	98	4			1				1	87		5
56	Equipment for health education and promotion activities	1										1	
57	Laptop computer	1										1	
58	Ophthalmoscope set	1	1										
59	Stretcher	2											2
60	Refrigerator	4	1										3
61	Fundus camera	1	1										
62	Amalgamator on cabinet	1											1
63	Ambubag adult/paediatric	4											4
64	Ambubag, neonatal	1											1
65	Automatic film processor	3	1	1									1
66	Bedpan / urinal rack	1											1

Equipment List (by equipment)

Annex-2

No.	Description	GL	NG	EM	CB	EK	ES	MB	NK	SM	CC	DH	CH
67	Bedpan / urinal washer	1											1
68	Bedside locker	16											16
69	Clamp tester, carrying type	2	1	1									
70	Couch	14											14
71	Daylight identification camera	1											1
72	Dental developer, table top	1											1
73	Digital multimeter, carrying type	2	1	1									
74	Hot plate	1											1
75	Instrument, delivery	2											2
76	Instrument, dental	1											1
77	Instrument, dilation and curettage	2											2
78	Instrument, minor surgery	4											4
79	Isolation tester	2	1	1									
80	Laboratory incubator	1							1				
81													
82	Mobile car for health promotion activities	1										1	
83	R.P.R. rotator	1											1
84	Refrigerator, under counter	1											1
85	Suction unit, portable	42									40		2
86	Tool set for electrical	2		1			1						
87	Tool set for electronics	1	1										
88	Tool set for mechanic	2		1			1						
89	Tool set for piping	2		1			1						
90	Vaccine fridge	1											1
91	Wall examination light	13											13
92	Wheelchair	2											2
93	Examination light	50									50		
94	Hemoglobin meter	44									44		
95	Blood pressure monitor	28									28		
96	Resuscitation trolley	44									44		
97	Boiling sterilizer, table top type	40									40		

NG : Ngwelezana Hospital, EM : Empangeni Hospital, CB : Catherine Booth Hospital, EK : Ekombe Hospital,
 ES : Eshowe Hospital, MB : Mbongolwane Hospital, NK : Nkandla Hospital, SM : St. Mary's Kwamagwaza Hospital,
 CC : Clinic, DH : District Health Office, CH : Community Health Centre

IT

