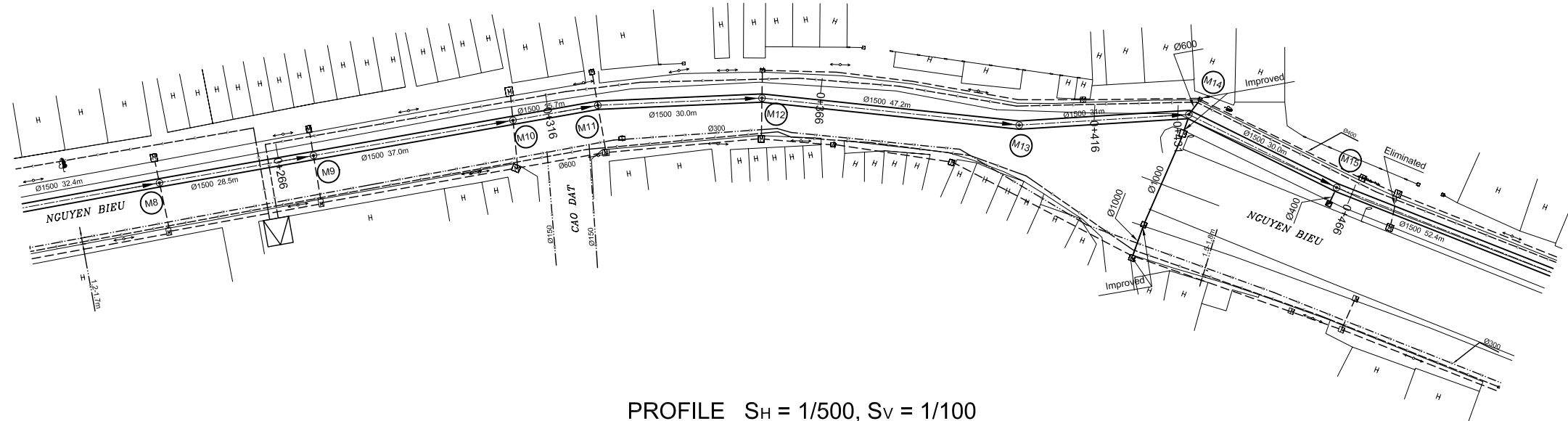
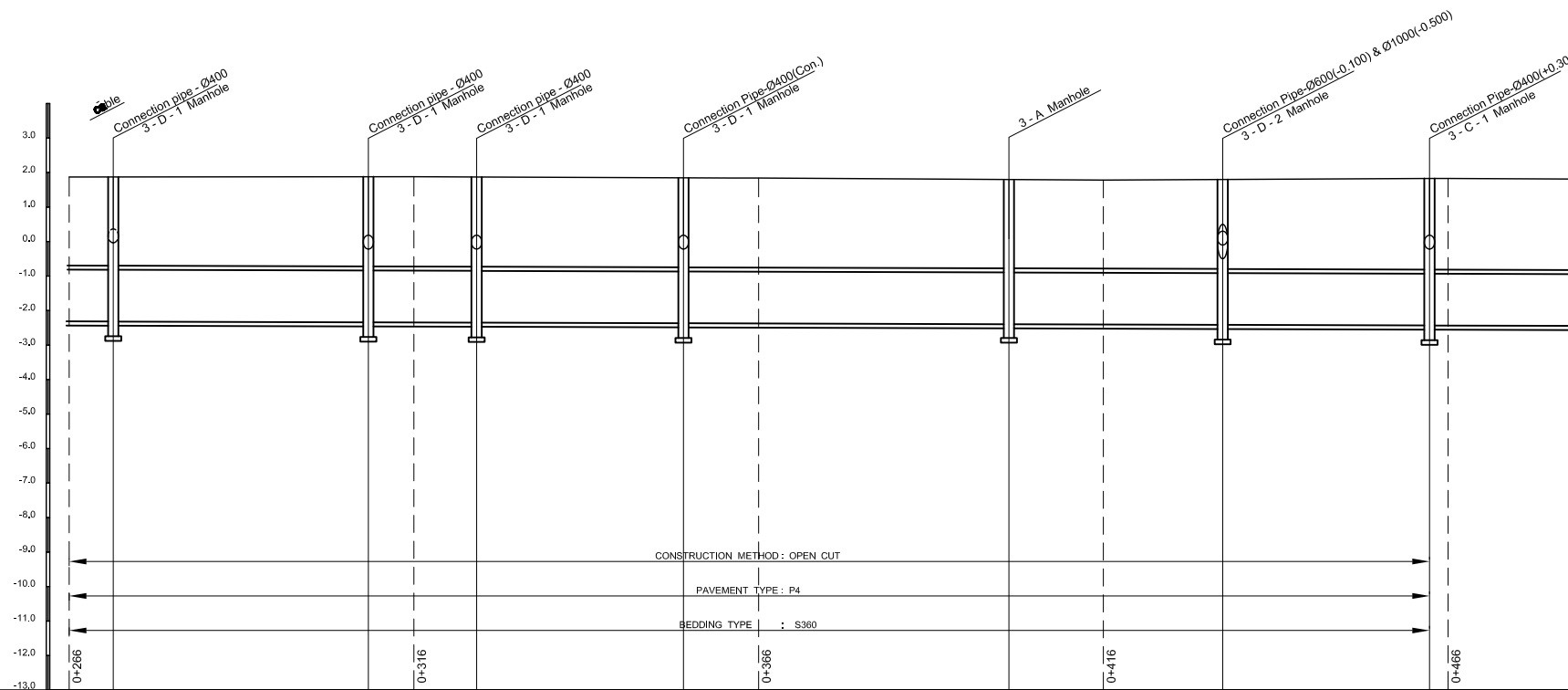


PLAN S = 1/500

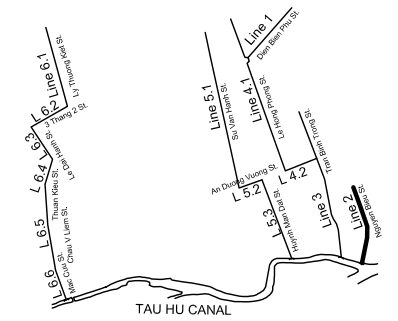


PROFILE S_H = 1/500, S_V = 1/100



Manhole Number	M9	M10	M11	M12	M13	M14	M15
Diameter (mm)	Ø1500	Ø1500	Ø1500	Ø1500	Ø1500	Ø1500	Ø1500
Gradient (%)	0.6	0.6	0.6	0.6	0.6	0.6	0.6
Length (m)	37.0	15.7	30.0	47.2	31.0	30.0	
Existing Ground Elevation (m)	1.87	1.88	1.87	1.85	1.84	1.80	1.83
Earth Covering (m)	2.56	2.60	2.60	2.60	2.59	2.58	2.64
Invert Elevation (m)	-2.31	-2.34	-2.35	-2.37	-2.37	-2.40	-2.43
Total Accumulation Length (m)	263.0	306.4	313.0	322.1	352.1	363.0	463.0

KEYMAP



LEGEND

- Sewer Line
- Sewer Line
- Planted Sewer
- Existing Sewer
- Telephone Cable
- Electric Cable
- Water Pipe
- Outlet Without Flap Gate
- Outlet With Flap Gate
- Manhole
- Special Manhole
- Diversion Chamber
- Diversion Chamber with Manhole
- Existing Manhole
- Existing Inlet
- Telephone Cable Inspection Chamber
- Electric Cable Inspection Chamber
- Fire Hydrant
- S4 - Area to be Required for Shaft
- Sewer Connected from The Right Side
- Sewer Connected from The Left Side

NO.	DATE	DESCRIPTIONS	BY	APRO.
-----	------	--------------	----	-------

REVISIONS

PROJECT MANAGEMENT UNIT FOR
HO CHI MINH CITY
WATER ENVIRONMENT IMPROVEMENT

THE DETAILED DESIGN STUDY ON HO CHI MINH CITY
WATER ENVIRONMENT IMPROVEMENT PROJECT
IN THE SOCIALIST REPUBLIC OF VIET NAM

PACKAGE D
EXISTING COMBINED SEWER IMPROVEMENT

**PLAN AND PROFILE
ECSI - LINE 2 (2)**

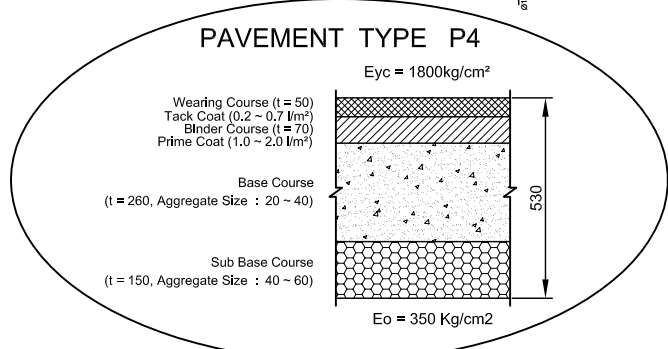
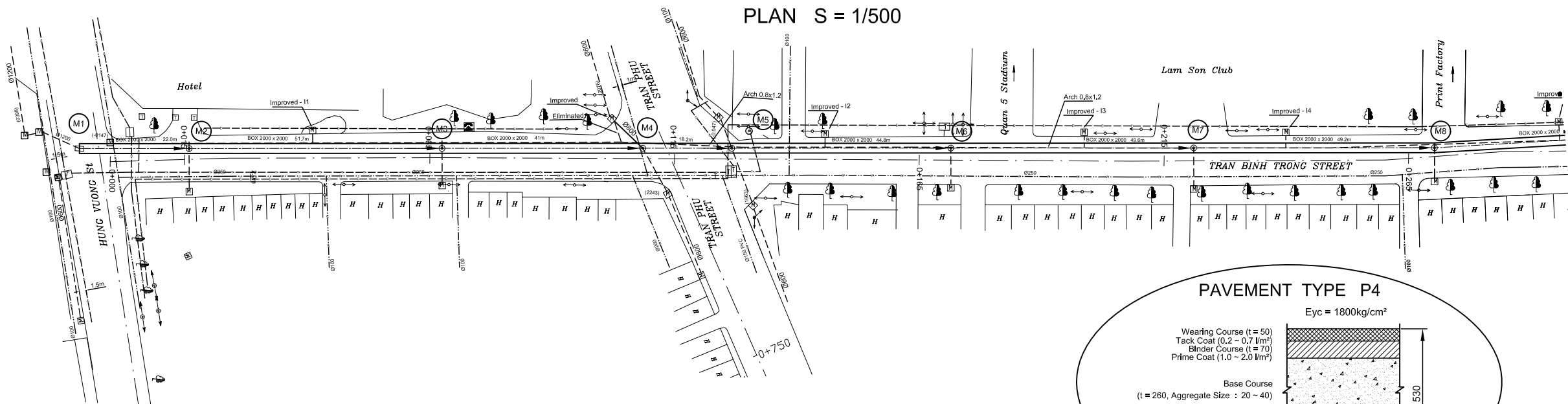
SCALE : AS SHOWN

JAPAN INTERNATIONAL COOPERATION AGENCY (JICA)

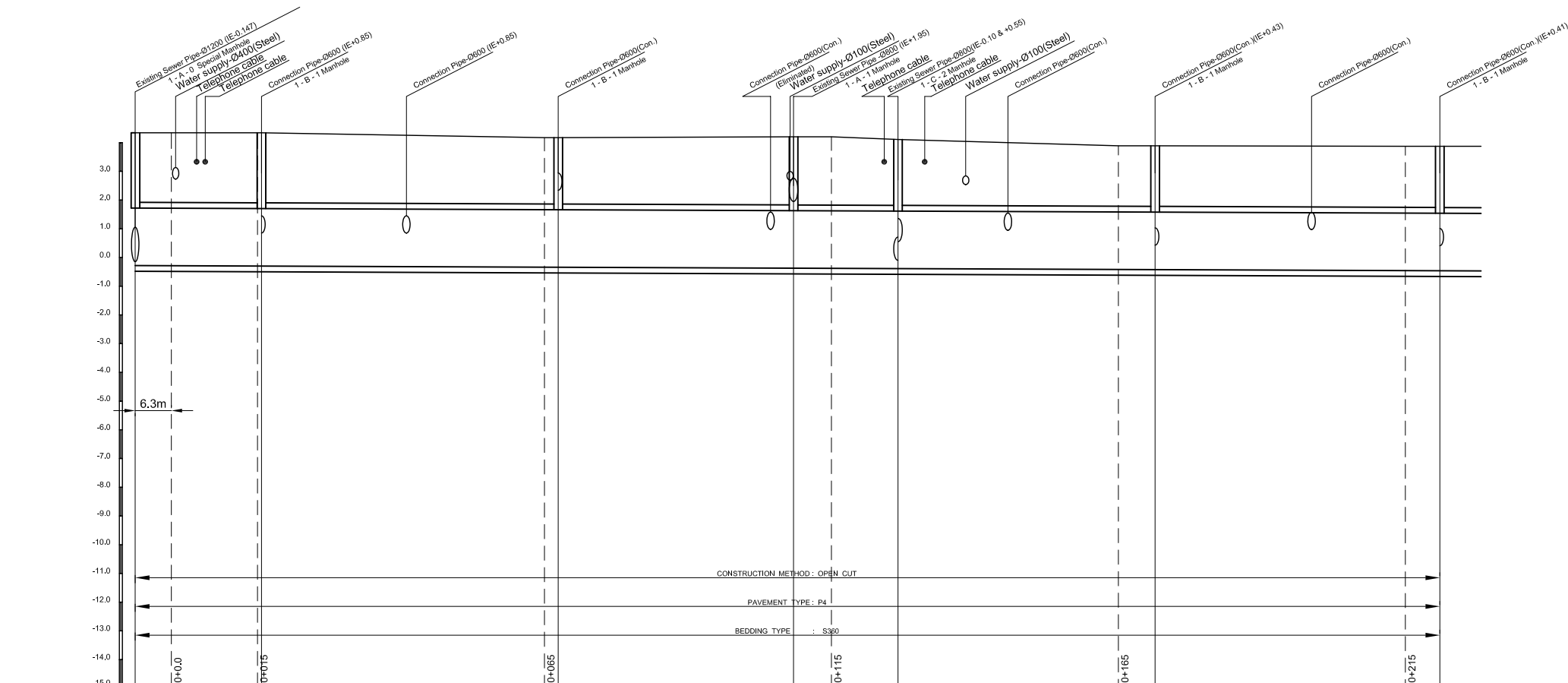
PACIFIC CONSULTANTS INTERNATIONAL

DESIGNED KATSUKI TAKAOKI	CHECKED KONDO MASAMI
DATE : JUNE 2001	DWG. No. PD - ECSI - 205

PLAN S = 1/500

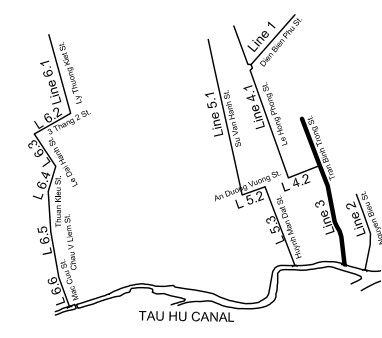


PROFILE S_H = 1/500, S_V = 1/100



Manhole Number	M1	M2	M3	M4	M5	M6	M7
Diameter (mm)	Box 2000 x 2000	Box 2000 x 2000	Box 2000 x 2000	Box 2000 x 2000	Box 2000 x 2000	Box 2000 x 2000	Box 2000 x 2000
Gradient (%)	0.80	0.80	0.80	0.80	0.80	0.80	0.80
Length (m)	22.0	51.7	41.0	18.2	44.8	49.6	
Existing Ground Elevation (m)	4.34	4.34	4.17	4.20	4.11	3.89	3.87
Earth Covering (m)	2.40	2.42	2.29	2.35	2.28	2.10	2.12
Invert Elevation (m)	-0.26	-0.27	-0.32	-0.35	-0.36	-0.41	-0.45
Total Accumulation Length (m)	0.0	6.3	21.3	71.3	114.7	171.3	221.3

KEYMAP

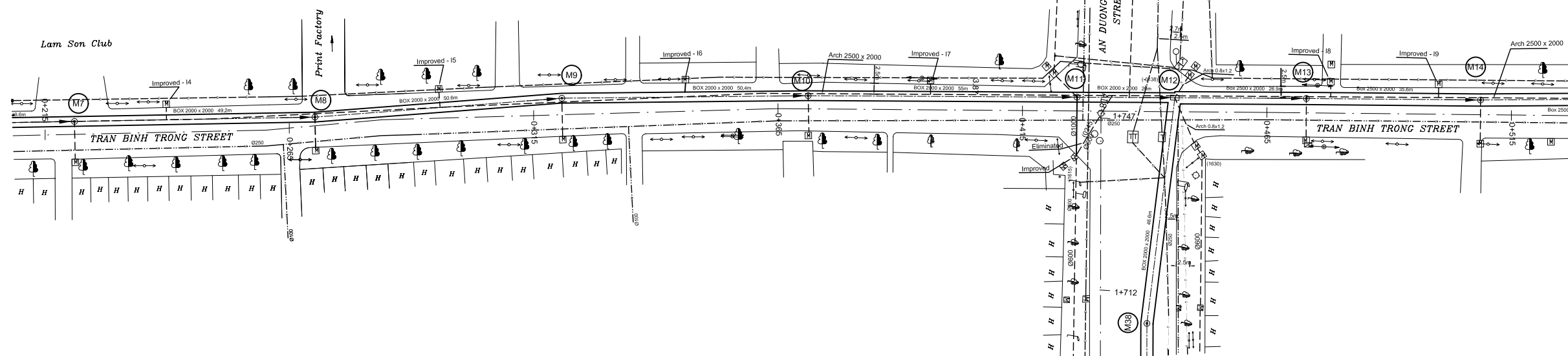


LEGEND

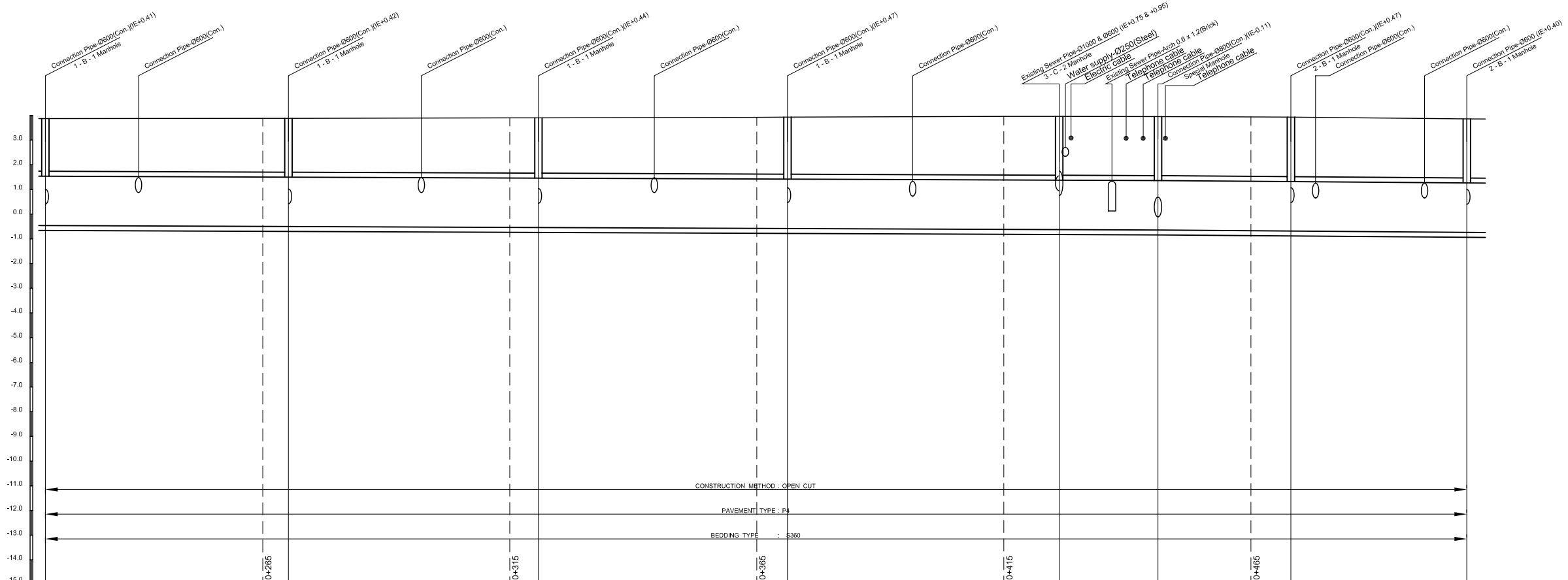
- Sewer Line
- Sewer Line
- Planned Sewer
- Existing Sewer
- Telephone Cable
- Electric Cable
- Water Pipe
- Outlet Without Flap Gate
- Outlet With Flap Gate
- Manhole
- Special Manhole
- Diversion Chamber
- Diversion Chamber with Manhole
- Existing Manhole
- Existing Inlet
- Telephone Cable Inspection Chamber
- Electric Cable Inspection Chamber
- Fire Hydrant
- S4 - Area to be Required for Shaft
- Sewer Connected from The Right Side
- Sewer Connected from The Left Side

NO.	DATE	DESCRIPTIONS	BY	APRO.
REVISIONS				
PROJECT MANAGEMENT UNIT FOR HO CHI MINH CITY WATER ENVIRONMENT IMPROVEMENT				
THE DETAILED DESIGN ON HO CHI MINH CITY WATER ENVIRONMENT IMPROVEMENT PROJECT IN THE SOCIALIST REPUBLIC OF VIET NAM				
PACKAGE D EXISTING COMBINED SEWER IMPROVEMENT				
PLAN AND PROFILE ECSI - LINE 3 (1)				
SCALE : As Shown				
JAPAN INTERNATIONAL COOPERATION AGENCY (JICA)				
PACIFIC CONSULTANTS INTERNATIONAL				
DESIGNED KATSUKI TAKAOKI		CHECKED KONDO MASAMI		
DATE : JUNE 2001		DWG. No. PD - ECSI - 207		

PLAN S = 1/500

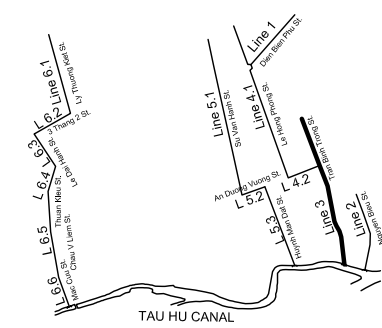


PROFILE S_H = 1/500, S_V = 1/100



Manhole Number	M7	M8	M9	M10	M11	M12	M13	M14
Diameter (mm)	Box 2000 x 2000	Box 2000 x 2000	Box 2000 x 2000	Box 2000 x 2000	Box 2000 x 2000	Box 2000 x 2000	Box 2500 x 2000	Box 2500 x 2000
Gradient (%)	0.80	0.80	0.80	0.80	0.80	1.50	1.50	
Length (m)	49.2	50.6	50.4	55.0	20.0	26.9	35.6	
Existing Ground Elevation (m)	3.87	3.88	3.90	3.92	3.96	3.95	3.94	3.86
Earth Covering (m)	2.12	2.16	2.22	2.29	2.37	2.37	2.39	2.38
Invert Elevation (m)	-0.45	-0.48	-0.52	-0.56	-0.60	-0.62	-0.65	-0.72
Total Accumulation Length (m)	227.3	271.3	276.5	321.3	327.1	371.3	377.5	421.3

KEYMAP



LEGEND

- Sewer Line
- Planned Sewer
- Existing Sewer
- Telephone Cable
- Electric Cable
- Water Pipe
- Outlet Without Flap Gate
- Outlet With Flap Gate
- Manhole
- Special Manhole
- Diversion Chamber
- Diversion Chamber with Manhole
- Existing Manhole
- Existing Inlet
- Telephone Cable Inspection Chamber
- Electric Cable Inspection Chamber
- Fire Hydrant
- S4 - Area to be Required for Shaft
- Sewer Connected from The Right Side
- Sewer Connected from The Left Side

NO.	DATE	DESCRIPTIONS	BY	APRO.
REVISIONS				

PROJECT MANAGEMENT UNIT FOR
HO CHI MINH CITY
WATER ENVIRONMENT IMPROVEMENT

THE DETAILED DESIGN ON HO CHI MINH CITY
WATER ENVIRONMENT IMPROVEMENT PROJECT
IN THE SOCIALIST REPUBLIC OF VIET NAM

PACKAGE D
EXISTING COMBINED SEWER IMPROVEMENT

PLAN AND PROFILE
ECSI - LINE 3 (2)

SCALE : As Shown

JAPAN INTERNATIONAL COOPERATION AGENCY (JICA)

PACIFIC CONSULTANTS INTERNATIONAL

DESIGNED KATSUKI TAKAOKI	CHECKED KONDO MASAMI
-----------------------------	-------------------------

DATE : JUNE 2001 DWG. No. PD - ECSI - 208