

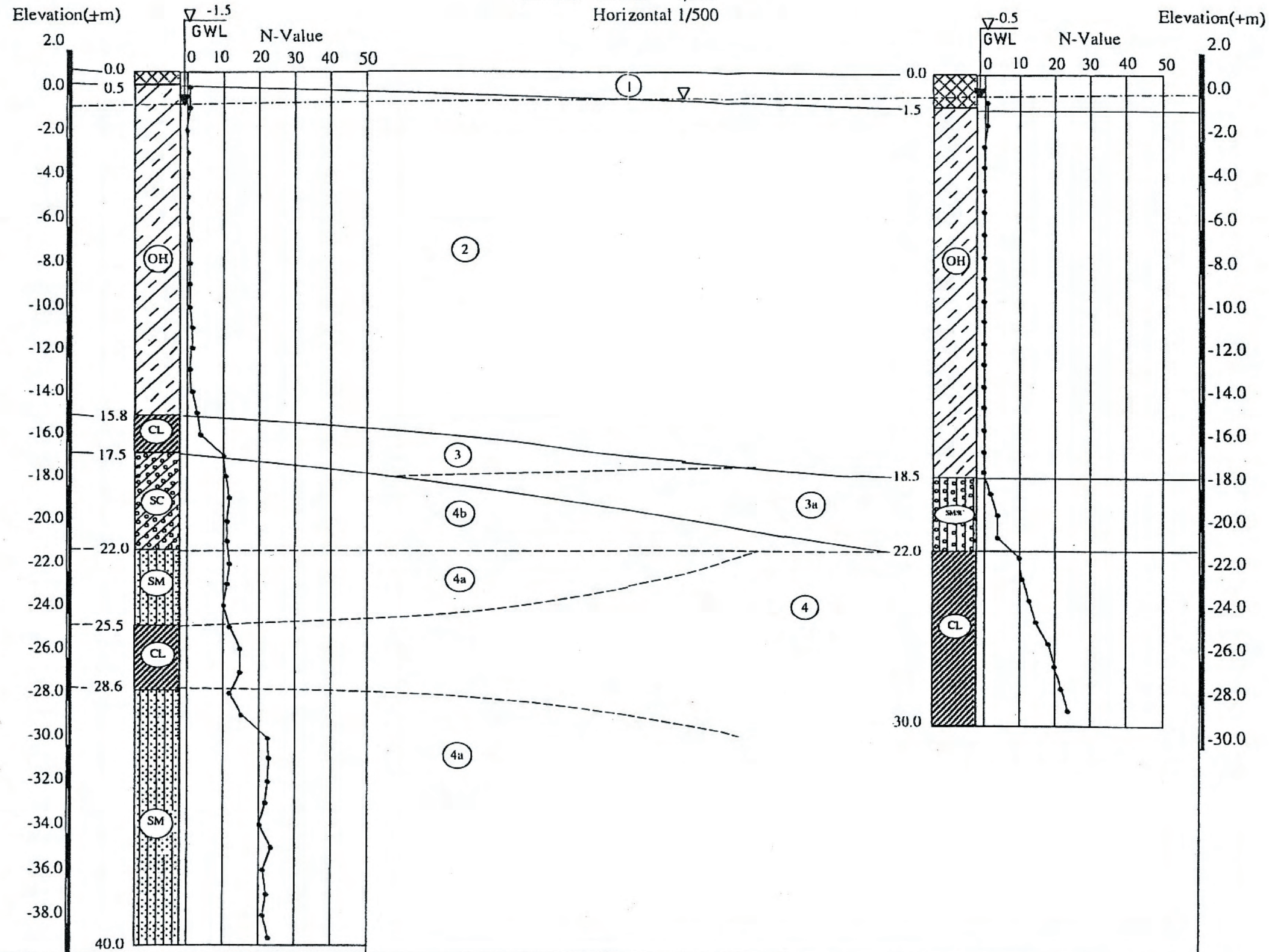
3. ENGINEERING GEOLOGICAL CROSS SECTION

ENGINEERING GEOLOGY CROSS SECTION




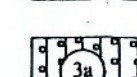



Thanh Da Pump Drainage Area

SCALE: Vertical 1/200

Horizontal 1/500



LEGEND

-  1 Ground made : Soft, black
-  2 Very soft, high plasticity
-  3 Soft, low plasticity black
-  3a Loose, greenish grey Sll
-  4 Stiff, low plasticity, green
-  4b Medium dense, greenish
-  4a Medium dense, yellowish

BORING NUMBER	DUT-01	UT-02
DEPTH (m)	40	30
ELEVATION (m)	1.33	1.40
DISTANCE (m)	90	

LEGEND

	Ground made : Soft, blackish grey SANDY CLAY
	Very soft, high plasticity, blackish grey ORGANIC CLAY
	Soft, low plasticity blackish grey SANDY CLAY
	Loose, greenish grey SILTY CLAYEY SAND
	Stiff, low plasticity, greenish grey SAND CLAY
	Medium dense, greenish grey CLAYEY SAND
	Medium dense, yellowish grey SILTY SAND