

LEGEND

- SYSTEM BOUNDARY
- UE BOUNDARY
- TRUNK SEWER (BY GRAVITY FLOW)
- TRUNK SEWER (BY PRESSURE FLOW)
- COL01/40-COR**
 NAME OF TRUNK SEWER
- LENGTH (m)
DIAMETER (mm)
- EE**
 PUMP STATION
- ETE**
 TREATMENT FACILITY
- PLANNED PUMP STATION
- EXISTING PUMP STATION
- EXISTING AREA (CONVENTIONAL)
- EXISTING AREA (CONVENTIONAL)

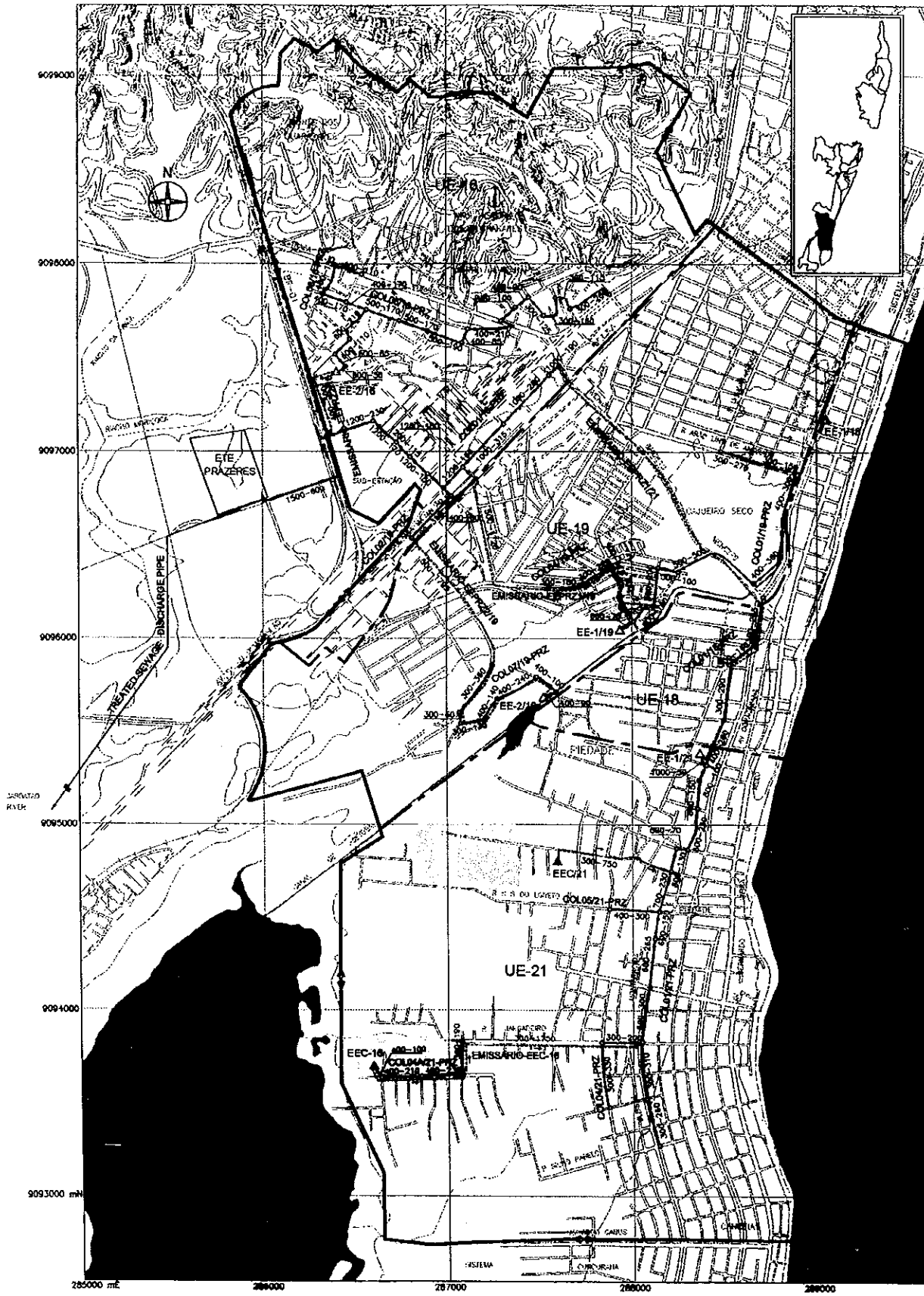
SCALE 1:30,000



図-11

コルデイロ処理区下水道施設計画平面図

THE STUDY ON STORMWATER DRAINAGE AND SEWERAGE MANAGEMENT PLAN FOR RMR



- LEGEND**
- SECTION BOUNDARY
 - UE BOUNDARY
 - TRUNK SEWER (BY GRAVITY FLOW)
 - TRUNK SEWER (BY PRESSURE FLOW)
 - MARK OF TRUNK SEWER
- COL01/16-PRZ
- LENGTH (mm)
 - DIAMETER (mm)
 - PUMP STATION
 - TREATMENT FACILITY
 - PLANNED PUMP STATION
 - EXISTING PUMP STATION
 - EXISTING AREA (COMMERCIAL)
 - EXISTING AREA (RESIDENTIAL)


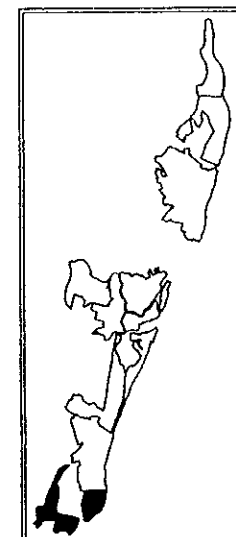
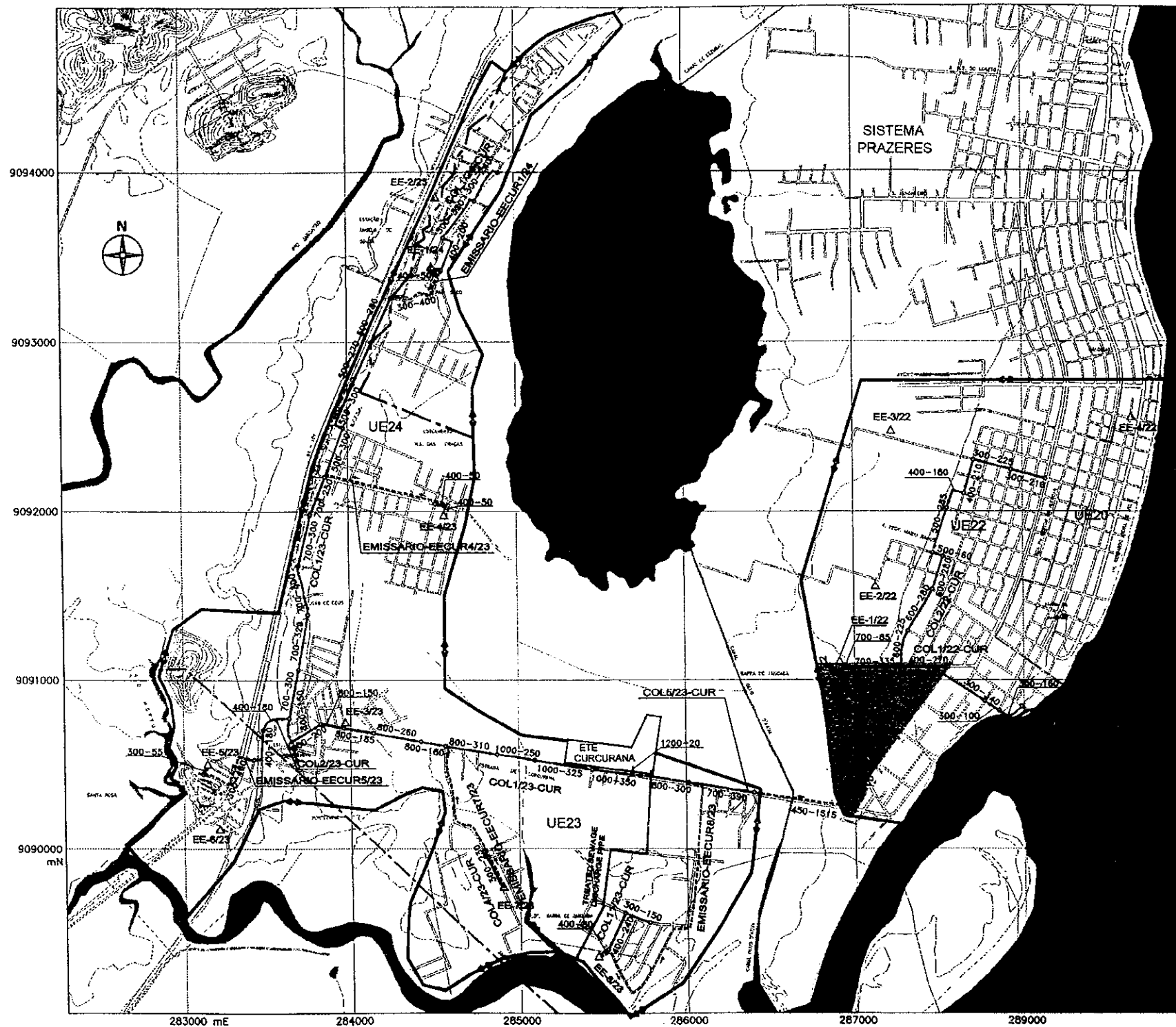


図-12 プラゼレス処理区下水道施設計画平面図
 THE STUDY ON STORMWATER DRAINAGE AND SEWERAGE MANAGEMENT PLAN FOR RMR



- LEGEND**
- SISTEM BOUNDARY
 - UE BOUNDARY
 - TRUNK SEWER (BY GRAVITY FLOW)
 - TRUNK SEWER (BY PRESSURE FLOW)
 - NAME OF TRUNK SEWER
 - LENGTH (m)
DIAMETER (mm)
 - PUMP STATION
 - TREATMENT FACILITY
 - PLANNED PUMP STATION
 - EXISTING PUMP STATION
 - EXISTING AREA (CONVENTIONAL)
 - EXISTING AREA (CONDOMINIAL)

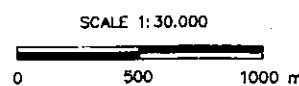


図- 13 クルクラーナ処理区下水道施設計画平面図

THE STUDY ON STORMWATER DRAINAGE AND SEWERAGE MANAGEMENT PLAN FOR RMR

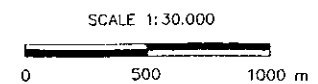
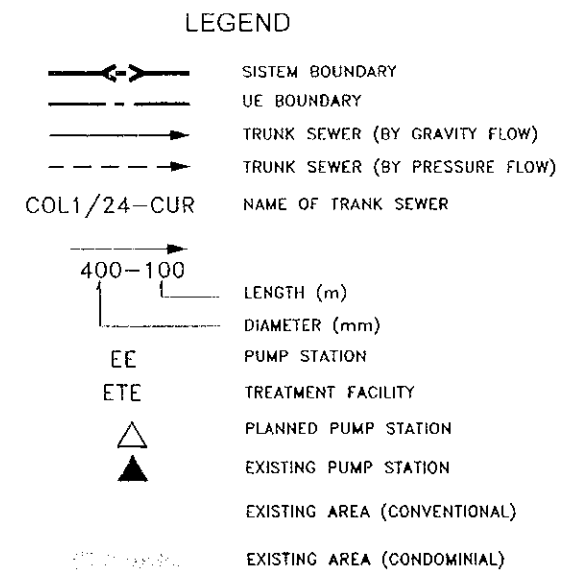
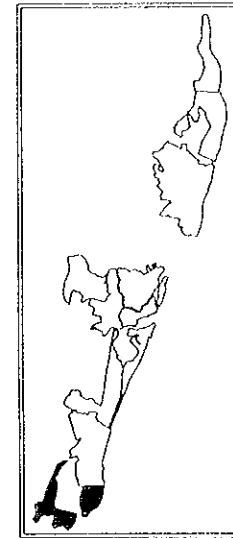


図- 13 クルクラーナ処理区下水道施設計画平面図

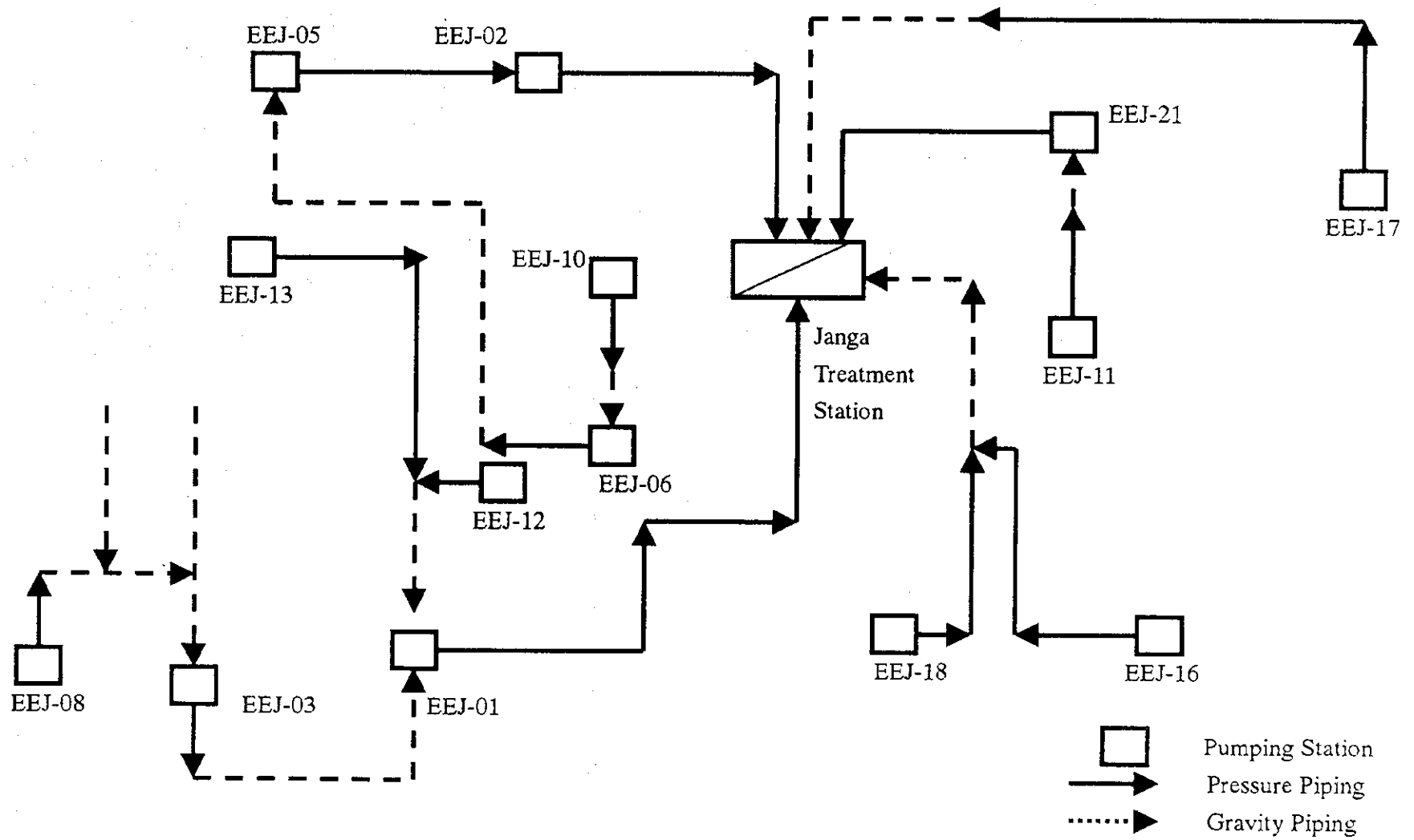


図-14: ジャンガ下水処理区の既存ポンプ場系統

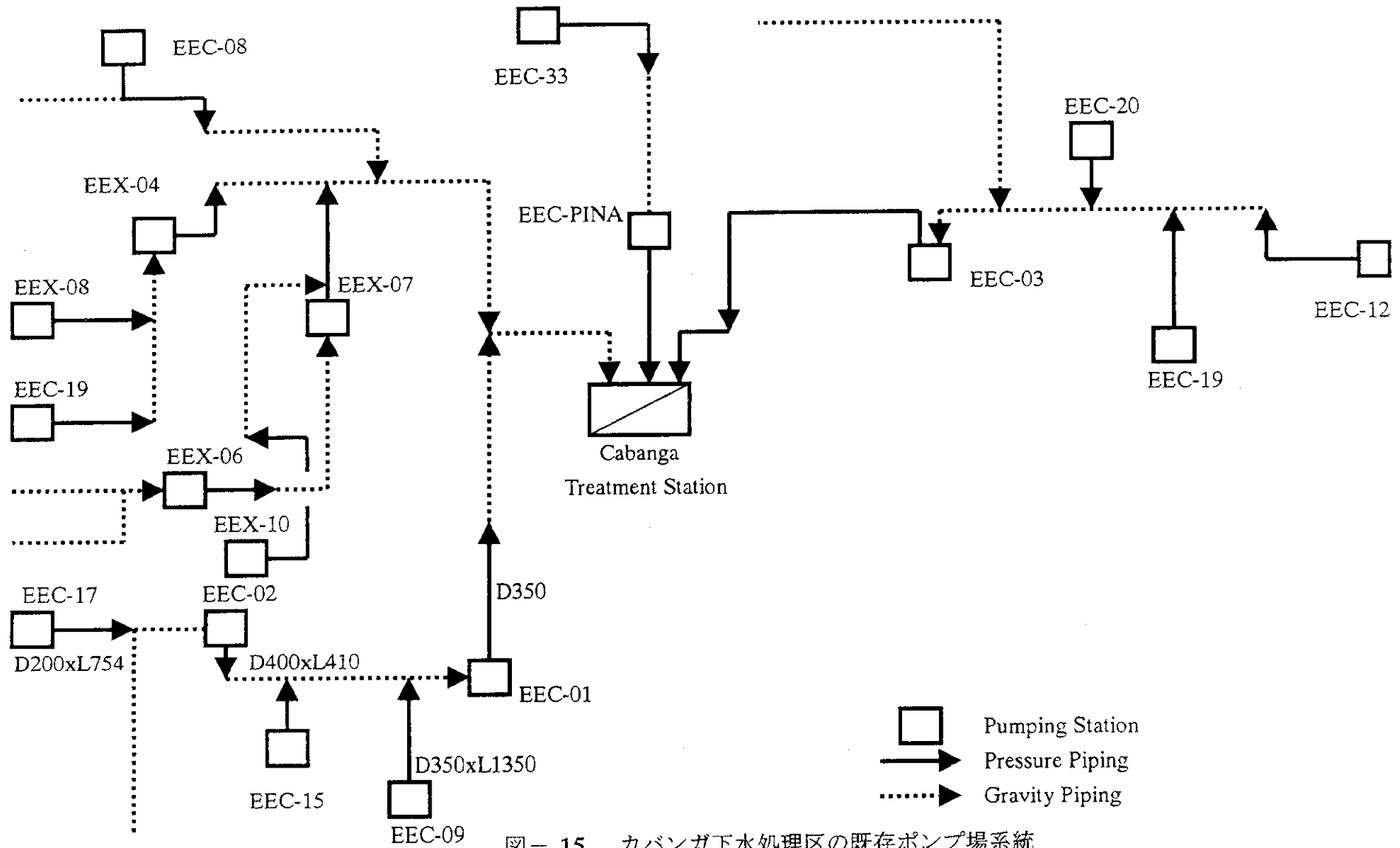
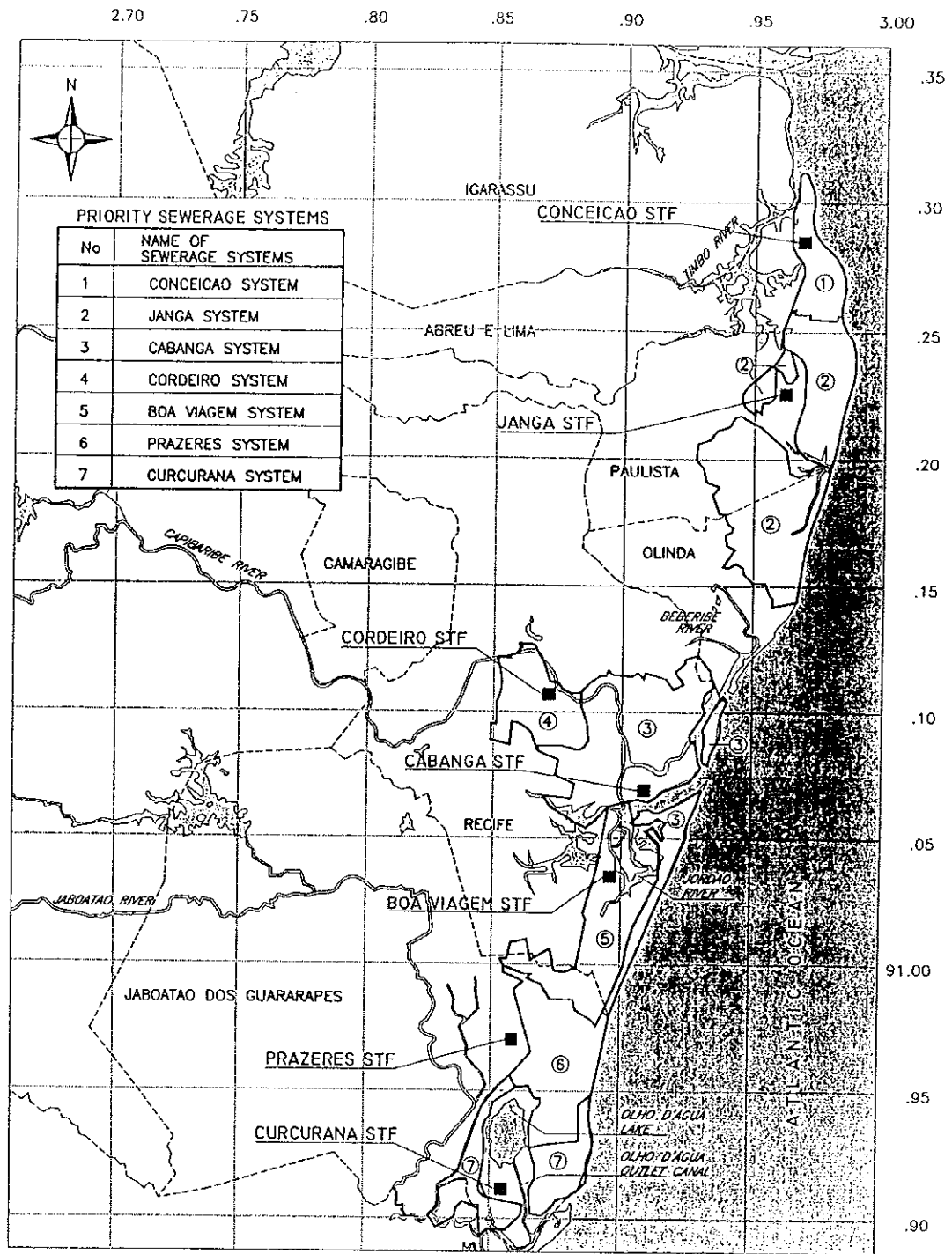


図-15 カバンガ下水処理区の既存ポンプ場系統



LEGEND :

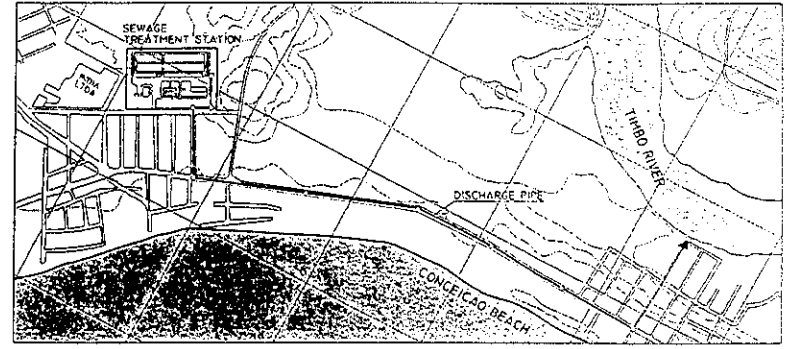
- SEWERAGE AREA BOUNDARY
- - - - MUNICIPALITY BOUNDARY
- STF's

SCALE 0 2 4 6 8 10 (KM)

图-16

处理场位置

THE STUDY ON STORMWATER DRAINAGE AND SEWERAGE MANAGEMENT PLAN FOR RMR



TREATED SEWAGE
DISCHARGE PIPE
SCALE: 1/20,000

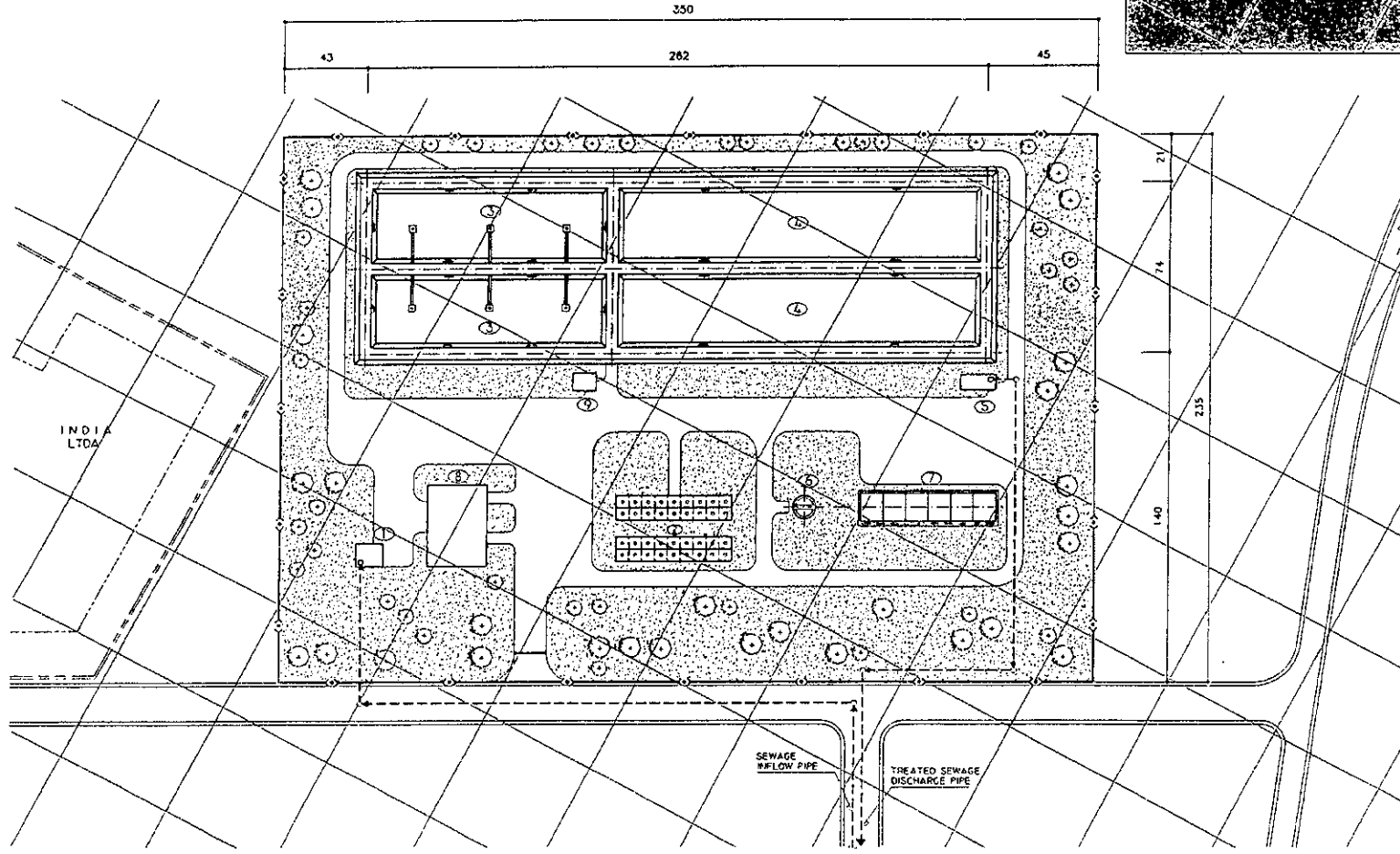


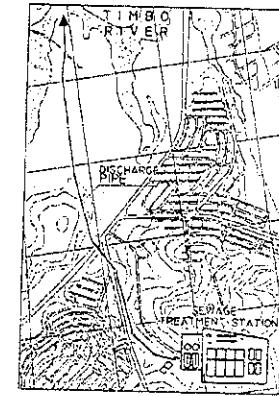
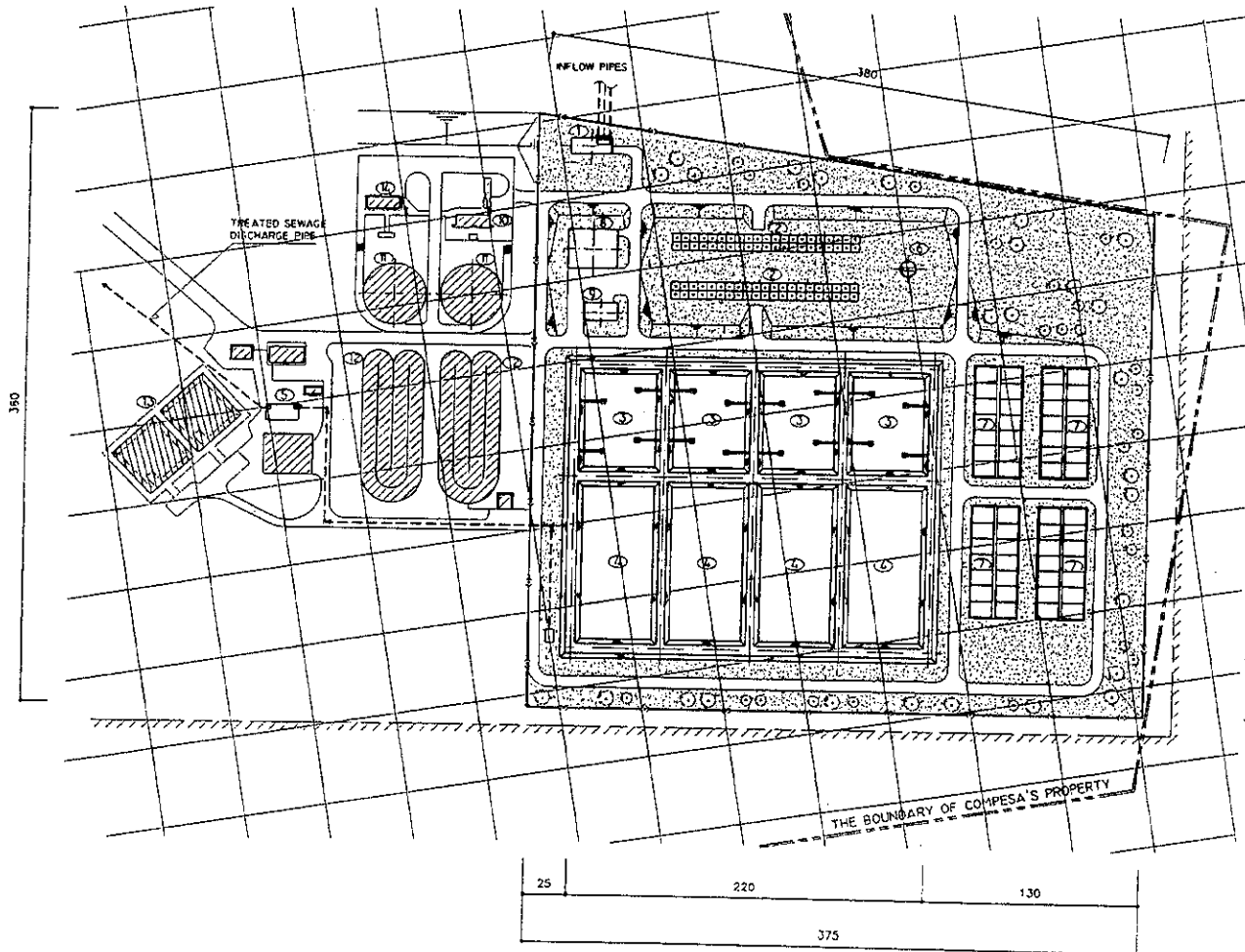
TABLE OF FACILITIES	
NUMBER	NAME
1	GRIT CHAMBERS AND INFLUENT WELL
2	RAFA REACTORS
3	AERATED LAGOONS
4	POLISHING PONDS
5	DISINFECTION TANK
6	SLUDGE THICKENER
7	SLUDGE DRYING BEDS
8	ADMINISTRATION BUILDING
9	ELECTRICAL ROOM

64

REMARKS:
(1) THE UNIT OF COORDINATE IS 50M.
(2) THE UNIT OF DIMENSIONS IS "METER".

SCALE: 1/2,000

17	コンセイツン処理場配置計画
THE STUDY ON STORMWATER DRAINAGE AND SEWERAGE MANAGEMENT PLAN FOR RMR	



TREATED SEWAGE
DISCHARGE PIPES

SCALE: 1/30,000

TABLE OF FACILITIES

NUMBER	NAME
1	GRIT CHAMBERS AND INFLUENT WELL
2	RAFA REACTORS
3	AERATED LAGOONS
4	POLISHING PONDS
5	DISINFECTION TANK
6	SLUDGE THICKENER
7	SLUDGE DRYING BEDS
8	ADMINISTRATION BUILDING
9	ELECTRICAL ROOM
10	GRIT CHAMBERS (EXISTING)
11	SEDIMENTATION TANKS (EXISTING)
12	OXIDATION DITCHES (EXISTING)
13	SLUDGE LAGOON (EXISTING)
14	ADMINISTRATION ROOM (EXISTING)

REMARKS:

- (1) THE UNIT OF COORDINATE IS 50M.
- (2) THE UNIT OF DIMENSIONS IS "METER".
- (3) THE FACILITIES MARKED BY HATCHING ARE EXISTING ONES.

SCALE: 1/3,000

図一 18.

ジャンガ処理場配置計画

THE STUDY ON STORMWATER DRAINAGE AND SEWERAGE MANAGEMENT PLAN FOR RMR

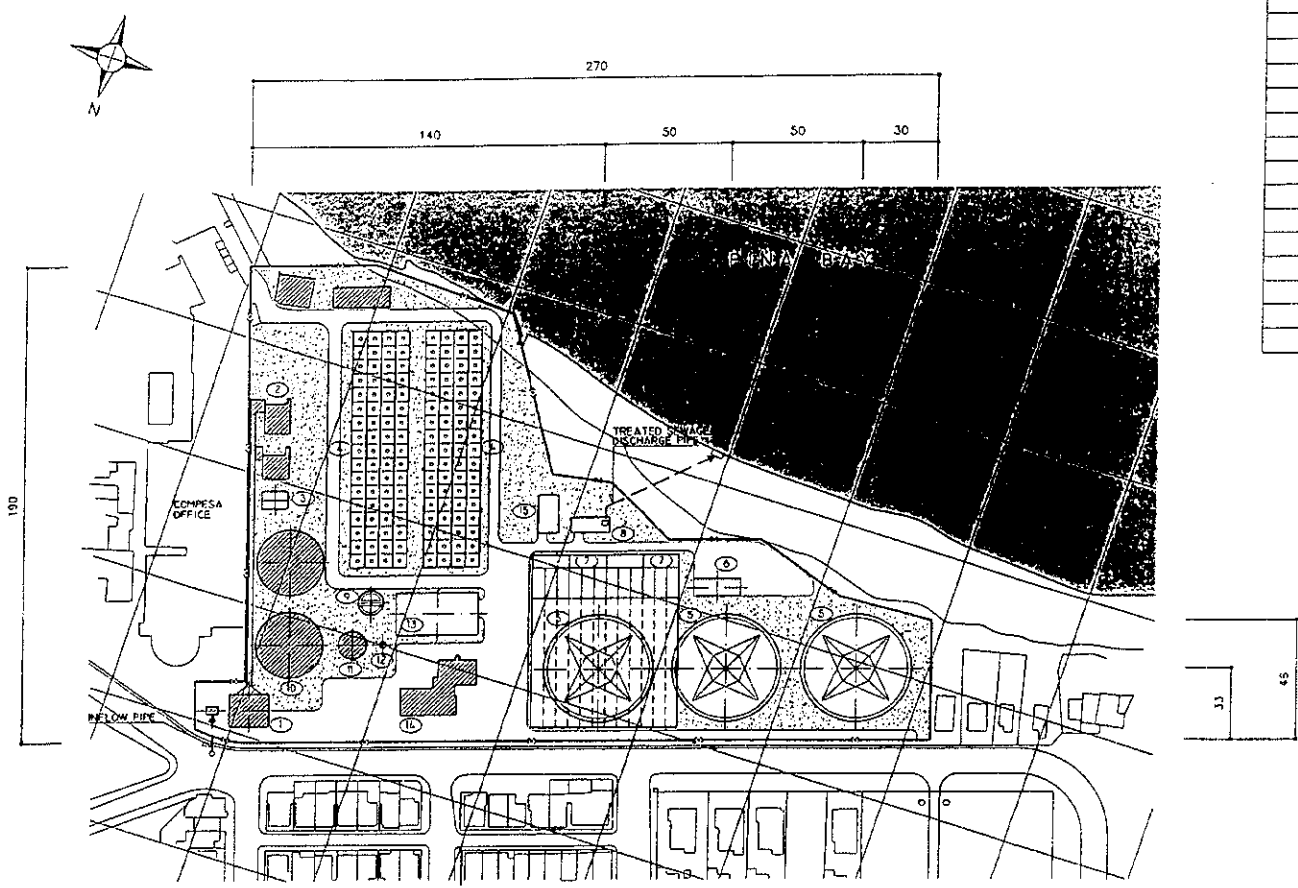


TABLE OF FACILITIES

NUMBER	NAME
1	INFLUENT WELL AND INFLUENT PUMPS (EXISTING)
2	GRIT CHAMBERS
3	TRANSFER PUMPS
4	RAFA REACTORS
5	BIO-FILTERS
6	RECIRCULATION PUMPS
7	SEDIMENTATION TANKS
8	DISINFECTION TANK
9	SLUDGE THICKENER
10	SLUDGE DIGESTERS (EXISTING)
11	GAS HOLDER (EXISTING)
12	BIO-GAS BURNER
13	DEHYDRATION ROOM AND CONTROL ROOM
14	ADMINISTRATION ROOM (EXISTING)
15	ELECTRICAL ROOM

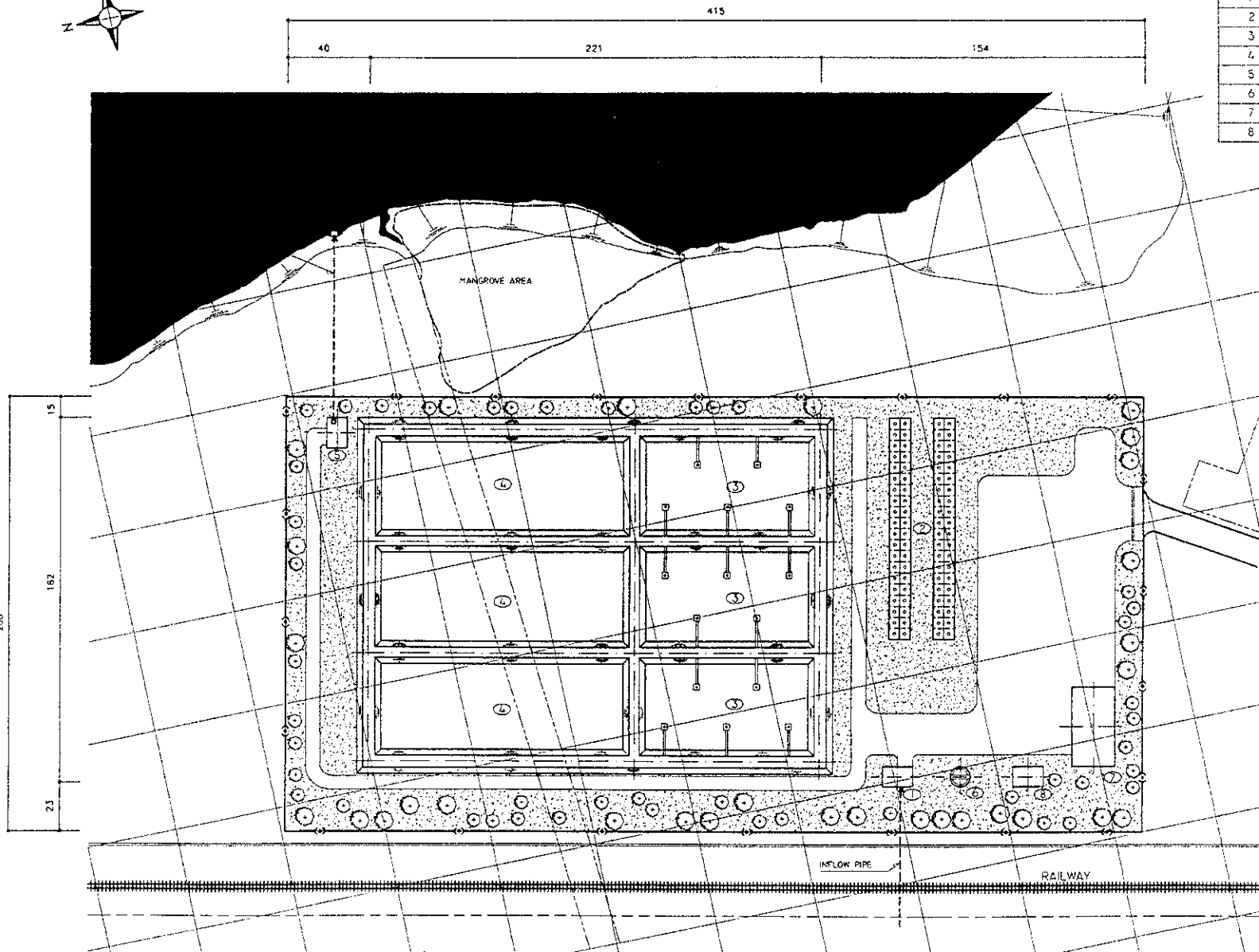
REMARKS:
 (1) THE UNIT OF COORDINATE IS 50M.
 (2) THE UNIT OF DIMENSIONS IS "METER".
 (3) THE FACILITIES MARKED BY HATCHING ARE EXISTING ONES.

SCALE: 1/2,000

<p>図 - 19</p>	<p>カバンガ処理場配置計画</p>
<p>THE STUDY ON STORMWATER DRAINAGE AND SEWERAGE MANAGEMENT PLAN FOR RMR</p>	



TABLE OF FACILITIES	
NUMBER	NAME
1	GRIT CHAMBERS AND INFLUENT WELL
2	RAFA REACTORS
3	AERATED LAGOONS
4	POLISHING PONDS
5	DISINFECTION TANK
6	SLUDGE THICKENER
7	ADMINISTRATION BUILDING
8	ELECTRICAL ROOM



67

REMARKS:
 (1) THE UNIT OF COORDINATE IS 50M.
 (2) THE UNIT OF DIMENSIONS IS "METER".

SCALE: 1/2,000

図-20

ボア ヴィアジェン処理場配置計画

THE STUDY ON STORMWATER DRAINAGE AND SEWERAGE MANAGEMENT PLAN FOR RMR

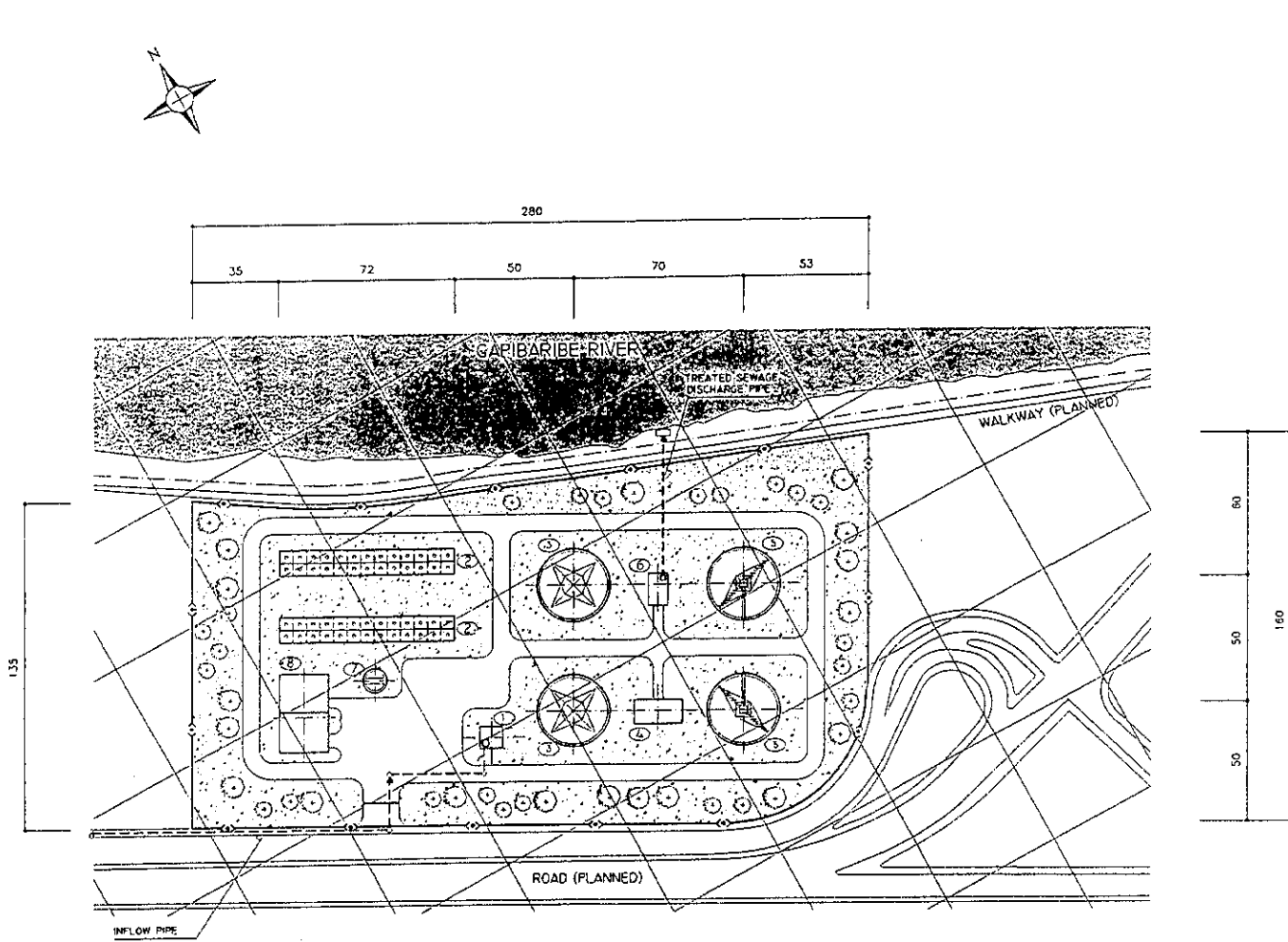


TABLE OF FACILITIES

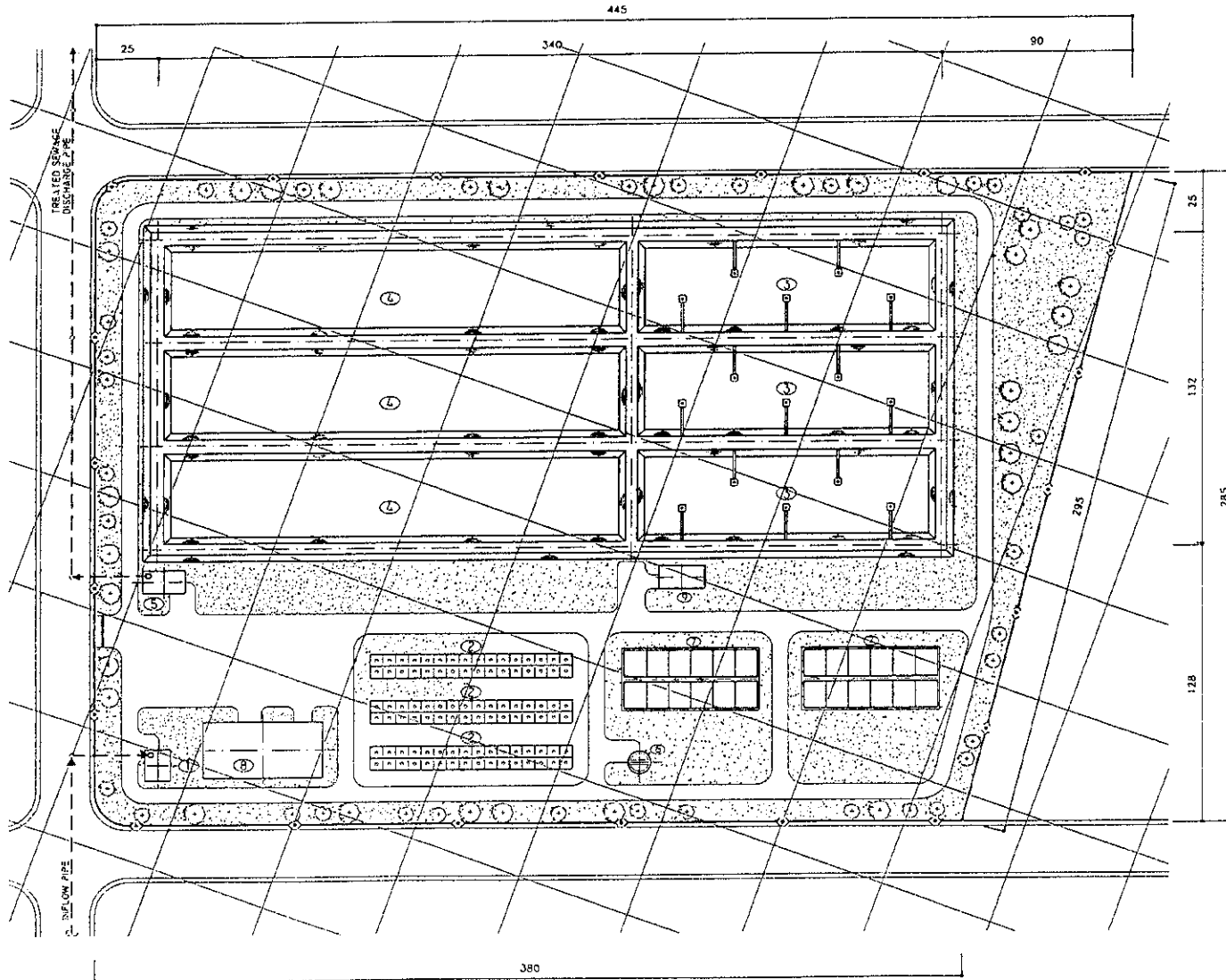
NUMBER	NAME
1	GRIT CHAMBERS AND INFLUENT WELL
2	RAFA REACTORS
3	BIO-FILTERS
4	TRANSFER TANK
5	SEDIMENTATION TANKS
6	DISINFECTION TANK
7	SLUDGE THICKENER
8	ADMINISTRATION BUILDING

REMARKS:
 (1) THE UNIT OF COORDINATE IS 50M.
 (2) THE UNIT OF DIMENSIONS IS "METER".

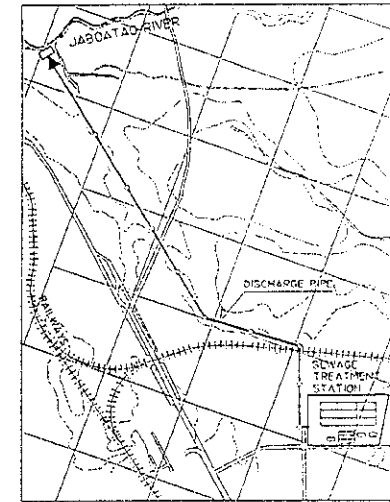
SCALE: 1/2,000

図-21

コルデイロ処理場配置計画



REMARKS:
 (1) THE UNIT OF COORDINATE IS 50M.
 (2) THE UNIT OF DIMENSIONS IS "METER".



TREATED SEWAGE
 DISCHARGE PIPE
 SCALE: 1/30,000

TABLE OF FACILITIES

NUMBER	NAME
1	GRIT CHAMBERS AND INFLUENT WELL
2	RAFA REACTORS
3	AERATED LAGOONS
4	POLISHING PONDS
5	DISINFECTION TANK
6	SLUDGE THICKENER
7	SLUDGE DRYING BEDS
8	ADMINISTRATION BUILDING
9	ELECTRICAL ROOM

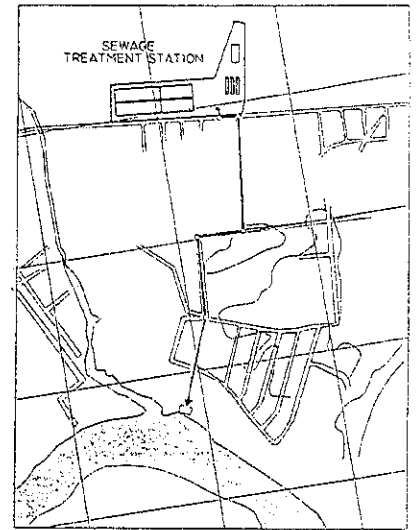
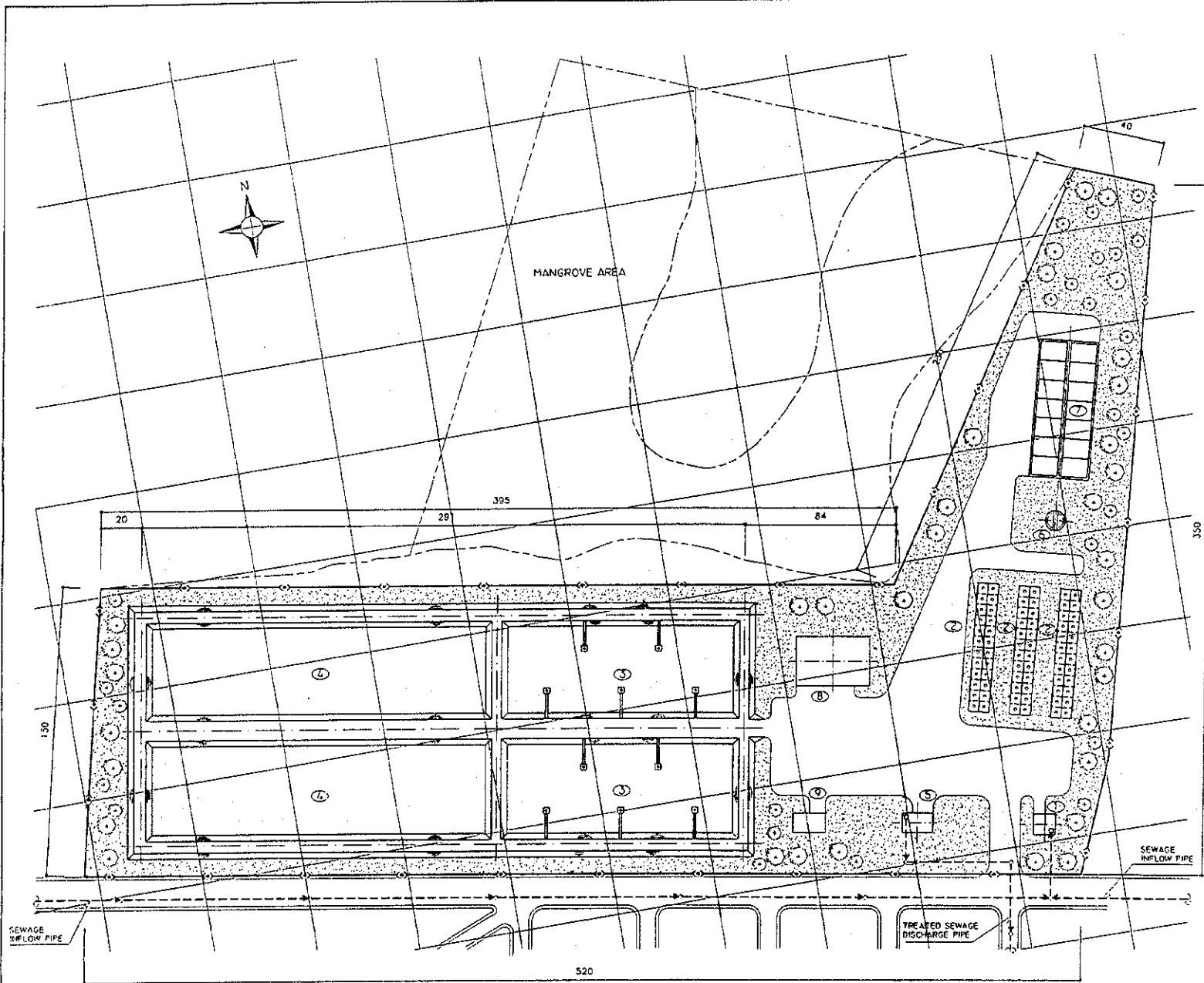
69

図-22

プラゼレス処理場配置計画

SCALE: 1/2,000

THE STUDY ON STORMWATER DRAINAGE AND SEWERAGE MANAGEMENT PLAN FOR RMR



TREATED SEWAGE DISCHARGE PIPE
SCALE: 1/20,000

TABLE OF FACILITIES

NUMBER	NAME
1	GRIT CHAMBERS AND INFLUENT WELL
2	RAFA REACTORS
3	AERATED LAGOONS
4	POLISHING PONDS
5	DISINFECTION TANK
6	SLUDGE THICKENER
7	SLUDGE DRYING BEDS
8	ADMINISTRATION BUILDING
9	ELECTRICAL ROOM

SCALE: 1/2,000

図-23 クルクラーナ処理場配置計画
THE STUDY ON STORMWATER DRAINAGE AND SEWERAGE MANAGEMENT PLAN FOR RMR

1100

7
6
5