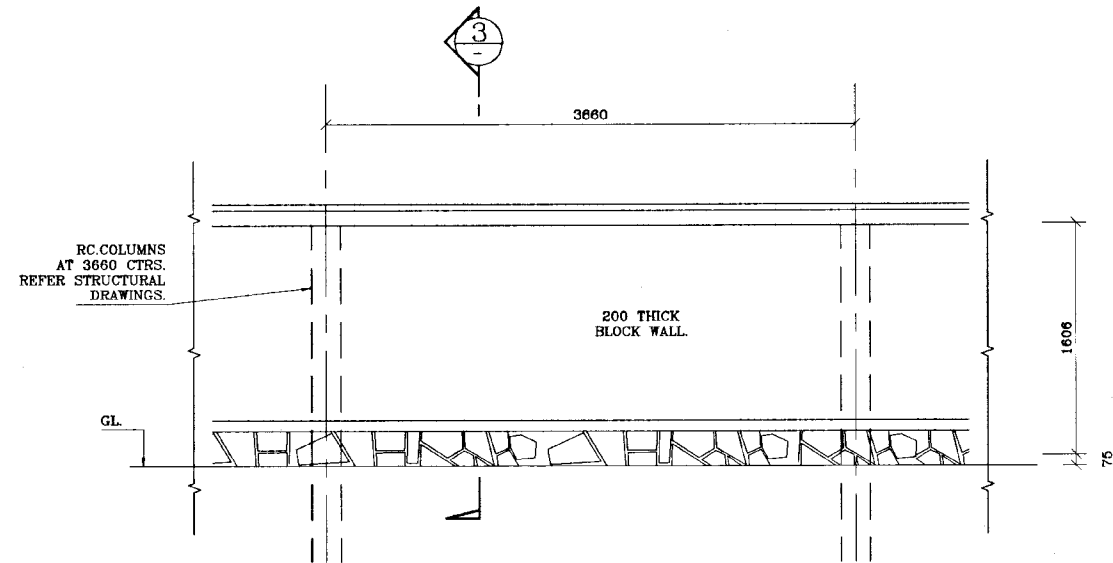
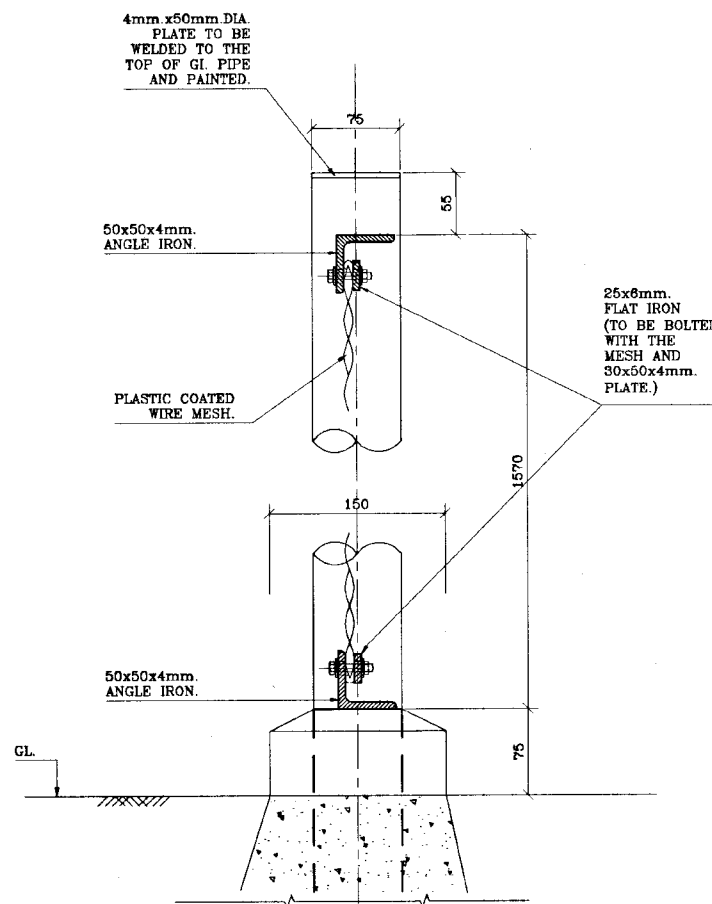


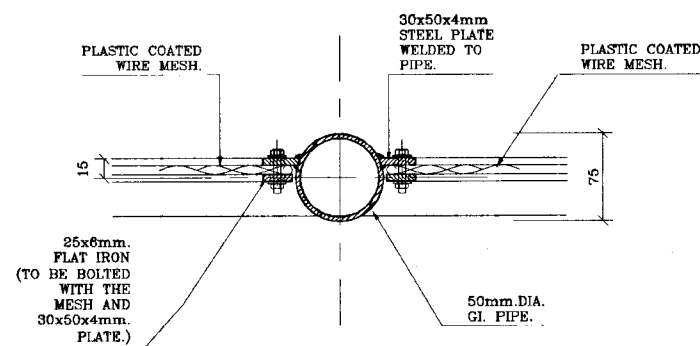
**A** PART ELEVATION OF SECURITY FENCE.  
SCALE: - 1:25



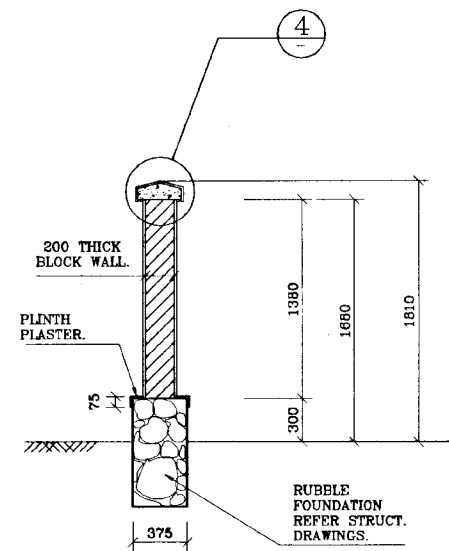
**B** PART ELEVATION OF SECURITY FENCE.  
SCALE: - 1:25



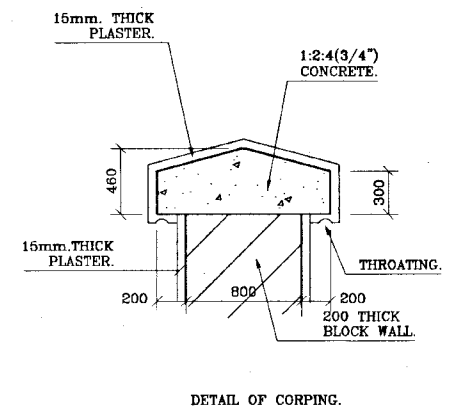
**1** DETAIL SECTION  
SCALE: - NTS



**2** DETAIL SECTION



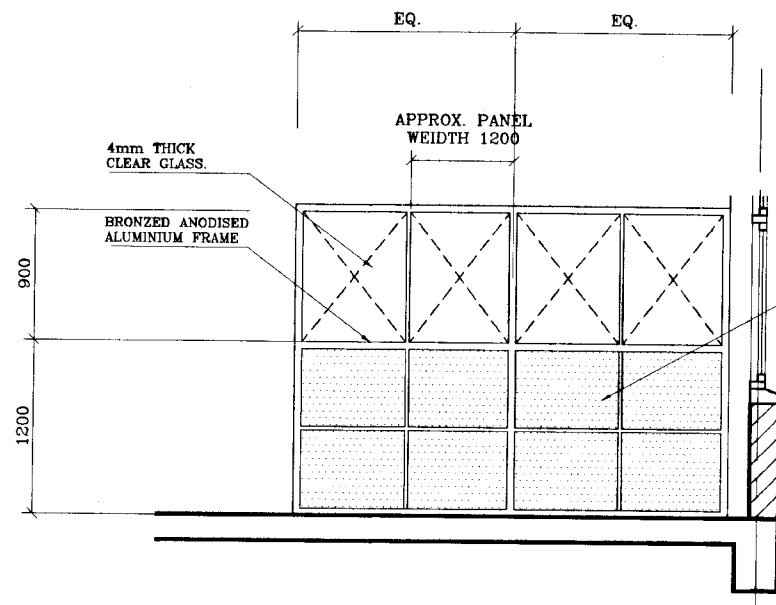
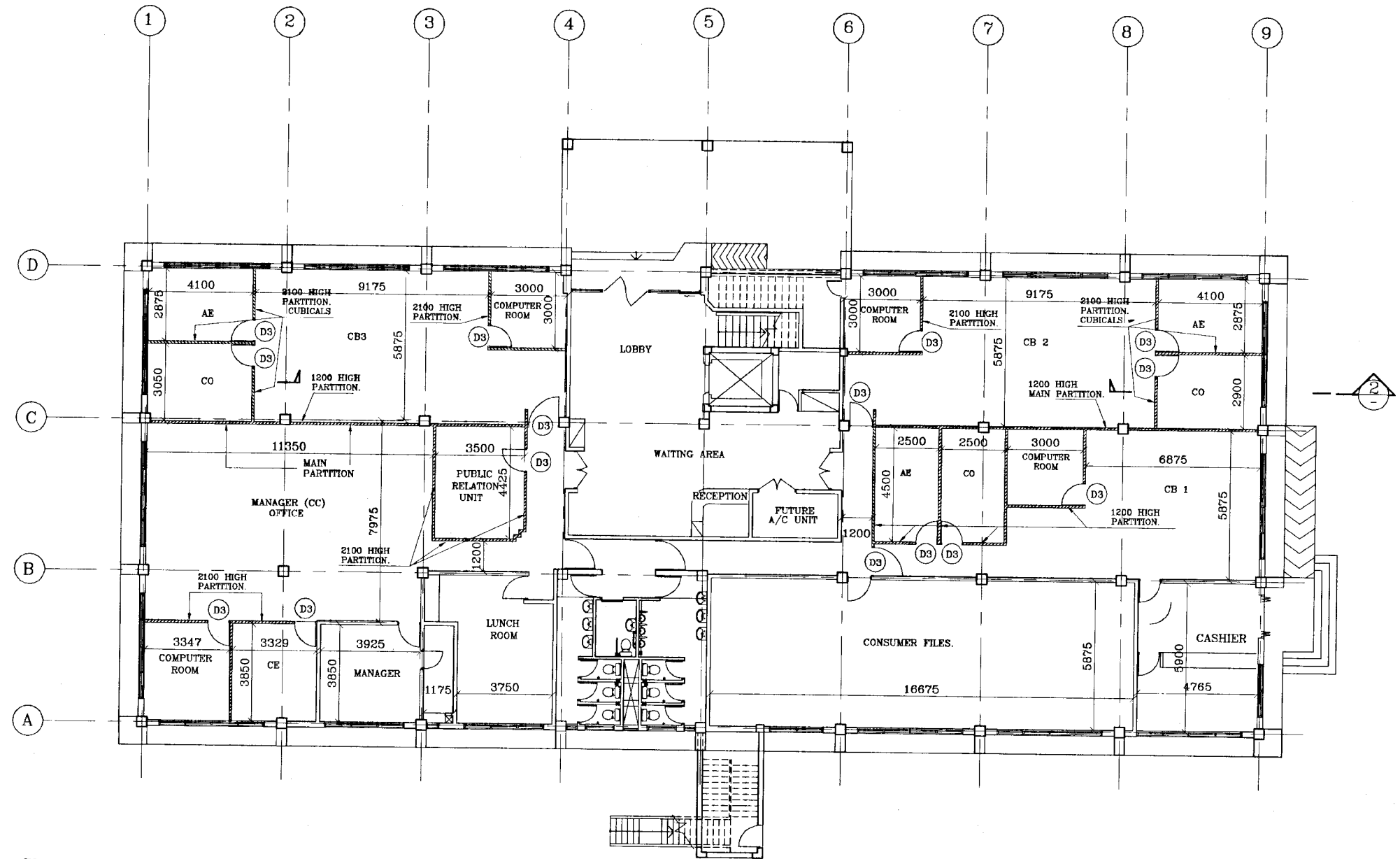
**3** SECTION  
SCALE: - 1:25



**4** DETAIL SECTION

**DO NOT SCALE**

	<b>NATIONAL WATER SUPPLY AND DRAINAGE BOARD</b> THE PROJECT FOR THE REDUCTION OF NON-REVENUE WATER IN THE GREATER COLOMBO AREA	<b>SUB PROJECT</b> MALIGAKANDA	<b>TITLE</b> MALIGAKANDA OFFICE BUILDING TYPICAL DETAILS OF BOUNDARY WALL & SECURITY FENCE.
	<b>JAPAN INTERNATIONAL COOPERATION AGENCY (JICA)</b> STUDY TEAM NIHON SUDO CONSULTANTS CO. LTD., TOKYO, JAPAN	DESIGNED: <i>[Signature]</i> CHECKED: <i>[Signature]</i> DR. TEAM LEADER: <i>[Signature]</i> TEAM LEADER: <i>[Signature]</i>	DRAWN: Rn PM (NRW/S&P) NWSD AGM (P&C) NWSD DCAM (P&C) NWSD




GYPSUM BOARD PANELS OR SIMILAR PANELS WITH CLASS-3 FIRE RATING (MEAN SPREAD OF FLAMES NOT MORE THAN 375mm PER 1.5min.) FOR CUBICLES. FOR MAIN PARTITIONS, PANELS WITH CLASS-1 FIRE RATING (MEAN SPREAD OF FLAMES NOT MORE THAN 150mm)

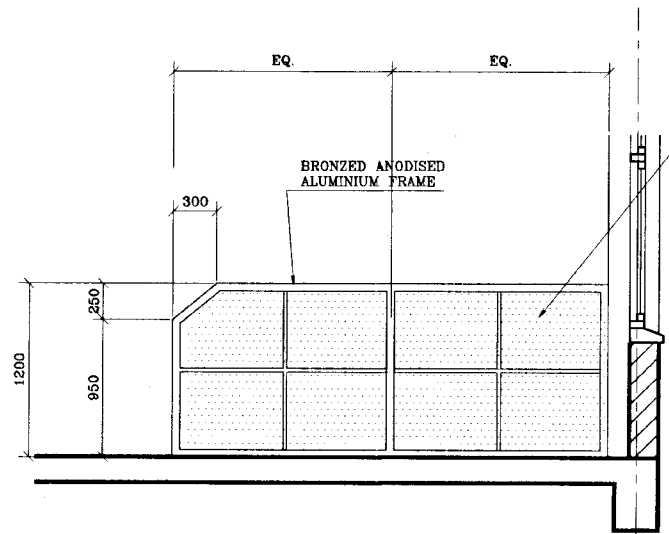
② TYPICAL ELEVATION OF 2100 HIGH PARTITION.  
SCALE:- 1:25

SCALE :- 1:100

**DO NOT SCALE**

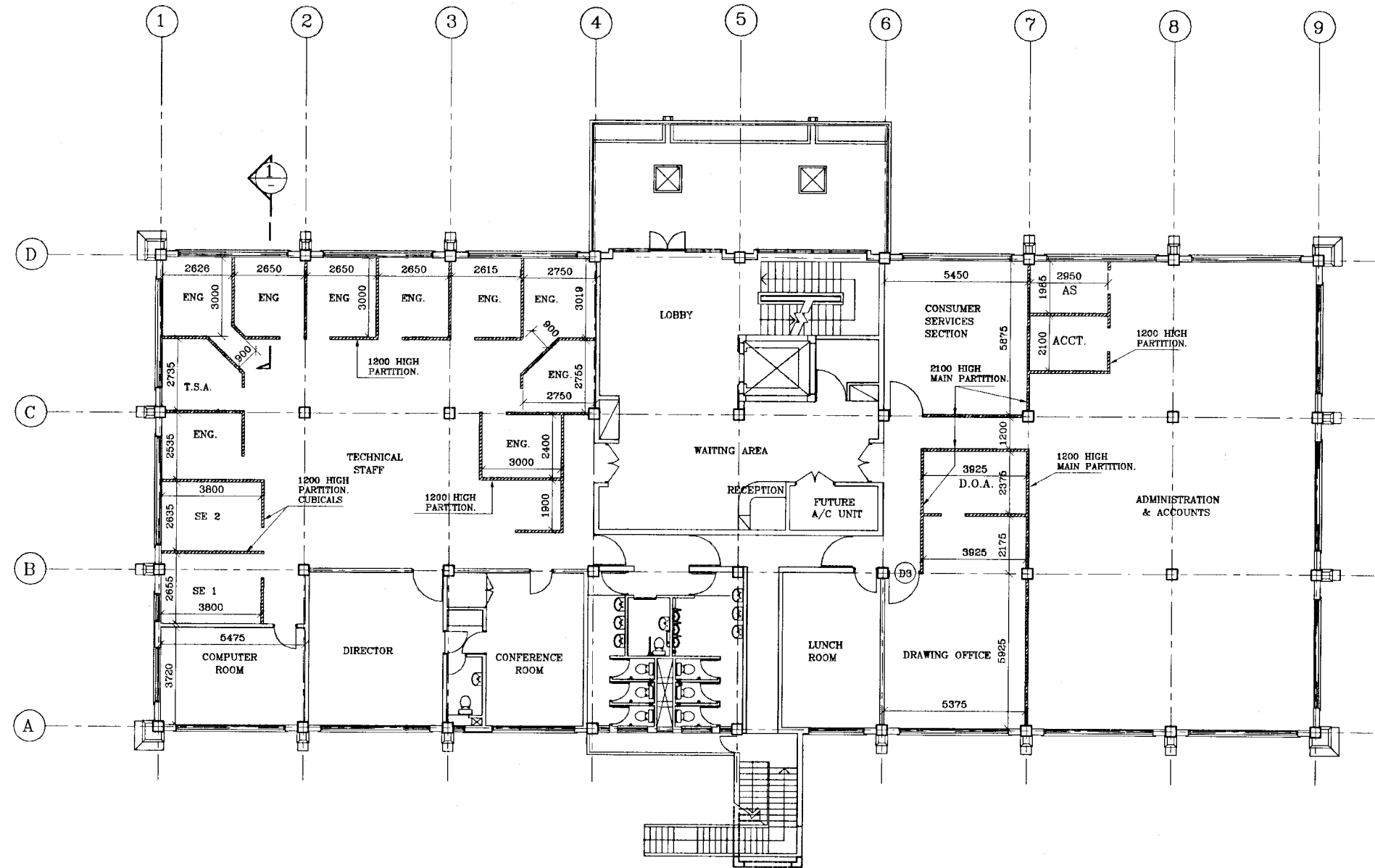
REV	DESCRIPTION	SUB PROJECT		TITLE	
		MALIGAKANDA		MALIGAKANDA OFFICE BUILDING GROUND FLOOR PLAN PARTITION LAYOUT	
DESIGNED	<i>[Signature]</i>	DRAWN	Rtn	DATE	JAN 2001
CHECKED	<i>[Signature]</i>	PM (NRW/AFS) NUMBER		CONTRACT NO.	NRW/CW
BY TEAM LEADER	<i>[Signature]</i>	NO. OF WORKS	2.0	DRG. NO.	MK/OB/A-25
TEAM LEADER	<i>[Signature]</i>	NO. OF WORKS			


**NATIONAL WATER SUPPLY AND DRAINAGE BOARD**  
 THE PROJECT FOR THE REDUCTION OF NON-REVENUE WATER  
 IN THE GREATER COLOMBO AREA  
**JAPAN INTERNATIONAL COOPERATION AGENCY (JICA)**  
 STUDY TEAM  
 NIHON SUIDO CONSULTANTS CO. LTD.,  
 TOKYO, JAPAN




SECTION  
SCALE: - 1:25

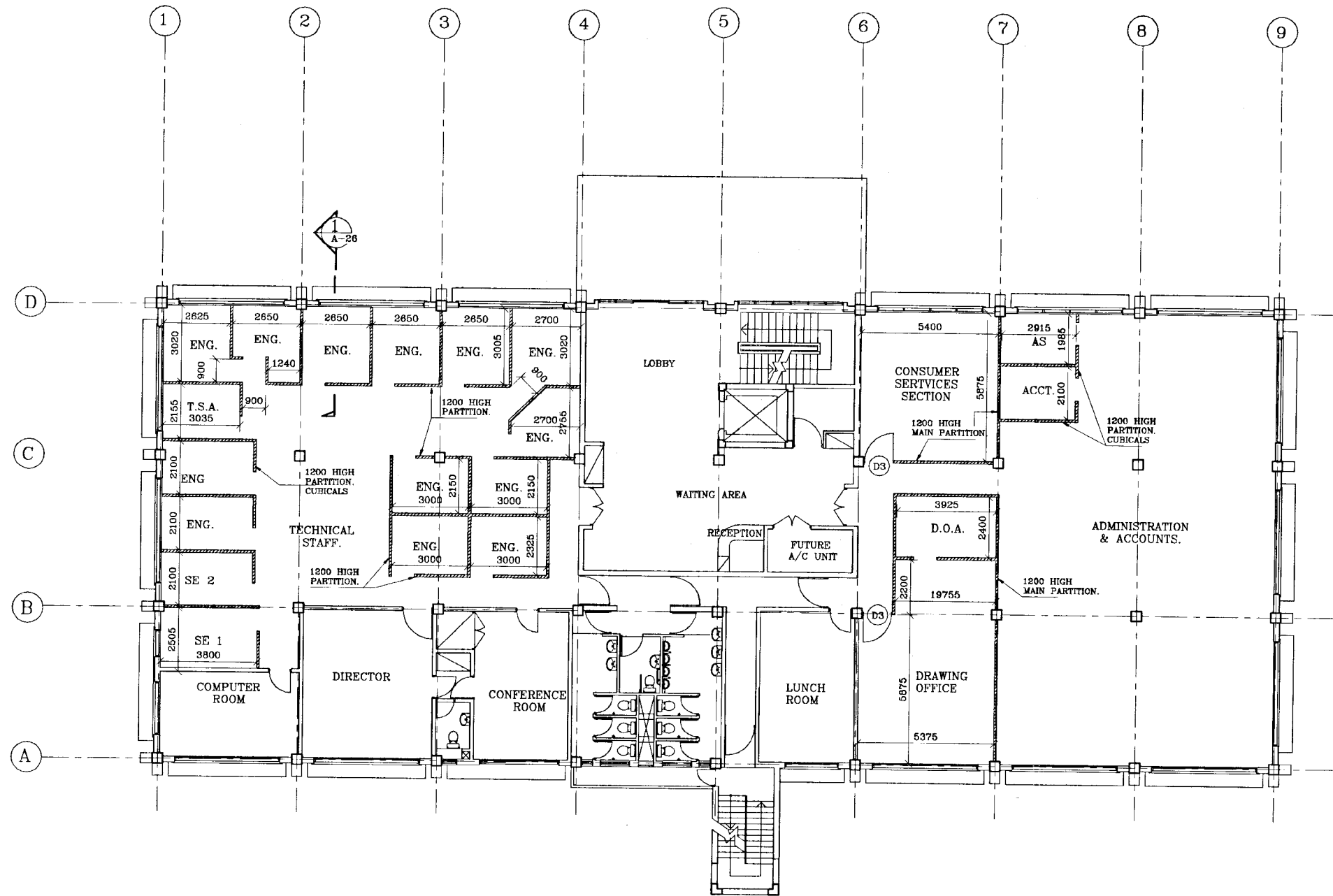
GYP-SUM BOARD PANELS OR SIMILAR PANELS WITH CLASS-3 FIRE RATING (MEAN SPREAD OF FLAMES NOT MORE THAN 375mm PER 1.5min.) FOR CUBICLES. FOR MAIN PARTITIONS, PANELS WITH CLASS-1 FIRE RATING (MEAN SPREAD OF FLAMES NOT MORE THAN 150mm)



FIRST FLOOR PLAN  
SCALE: - 1:100

**DO NOT SCALE**


 <b>NATIONAL WATER SUPPLY AND DRAINAGE BOARD</b> THE PROJECT FOR THE REDUCTION OF NON-REVENUE WATER IN THE GREATER COLOMBO AREA	SUB PROJECT <b>MALIGAKANDA</b>		TITLE <b>MALIGAKANDA OFFICE BUILDING          FIRST FLOOR PLAN          PARTITIONING LAYUOT</b>	
	DESIGNED <i>[Signature]</i>	DRAWN Rn	DATE <b>JAN 2001</b>	
CHECKED <i>[Signature]</i>	PM (NRW/APS) NWSD	CONTRACTING NRW/CW		
DT. TEAM LEADER <i>[Signature]</i>	ADM/PM/MSD E. P. A. J.	DRS. No. <b>MK/OB/A-26</b>		
TEAM LEADER <i>[Signature]</i>	DGM/PM/MSD J. S.			

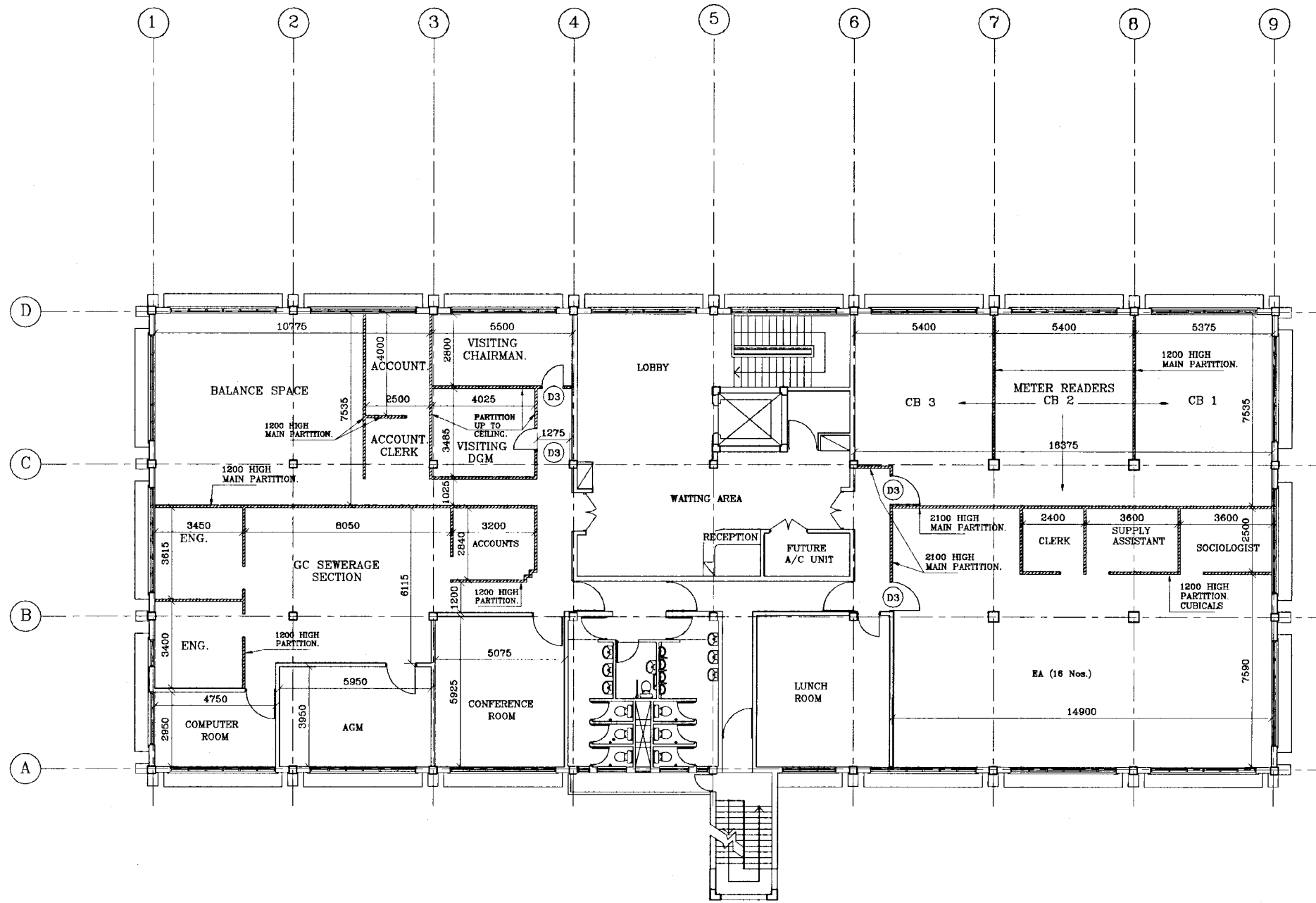


**DO NOT SCALE**

SCALE :- 1:100

REV	DESCRIPTION


 <p><b>NATIONAL WATER SUPPLY AND DRAINAGE BOARD</b> THE PROJECT FOR THE REDUCTION OF NON-REVENUE WATER IN THE GREATER COLOMBO AREA</p>	<p>SUB PROJECT <b>MALIGAKANDA</b></p>	<p>TITLE <b>MALIGAKANDA OFFICE BUILDING SECOND FLOOR PLAN PARTITIONING LAYOUT</b></p>
	<p>DESIGNED: <i>[Signature]</i> CHECKED: <i>[Signature]</i> BY TEAM LEADER: <i>[Signature]</i> TEAM LEADER: <i>[Signature]</i></p>	<p>DRAWN: <i>[Signature]</i> PM (NRWSA'S) NWSD: <i>[Signature]</i> TEAM LEADER: <i>[Signature]</i> DCM (PM) NWSD: <i>[Signature]</i></p>
<p>JAPAN INTERNATIONAL COOPERATION AGENCY (JICA) STUDY TEAM NIHON SUIDO CONSULTANTS CO. LTD., TOKYO, JAPAN</p>		

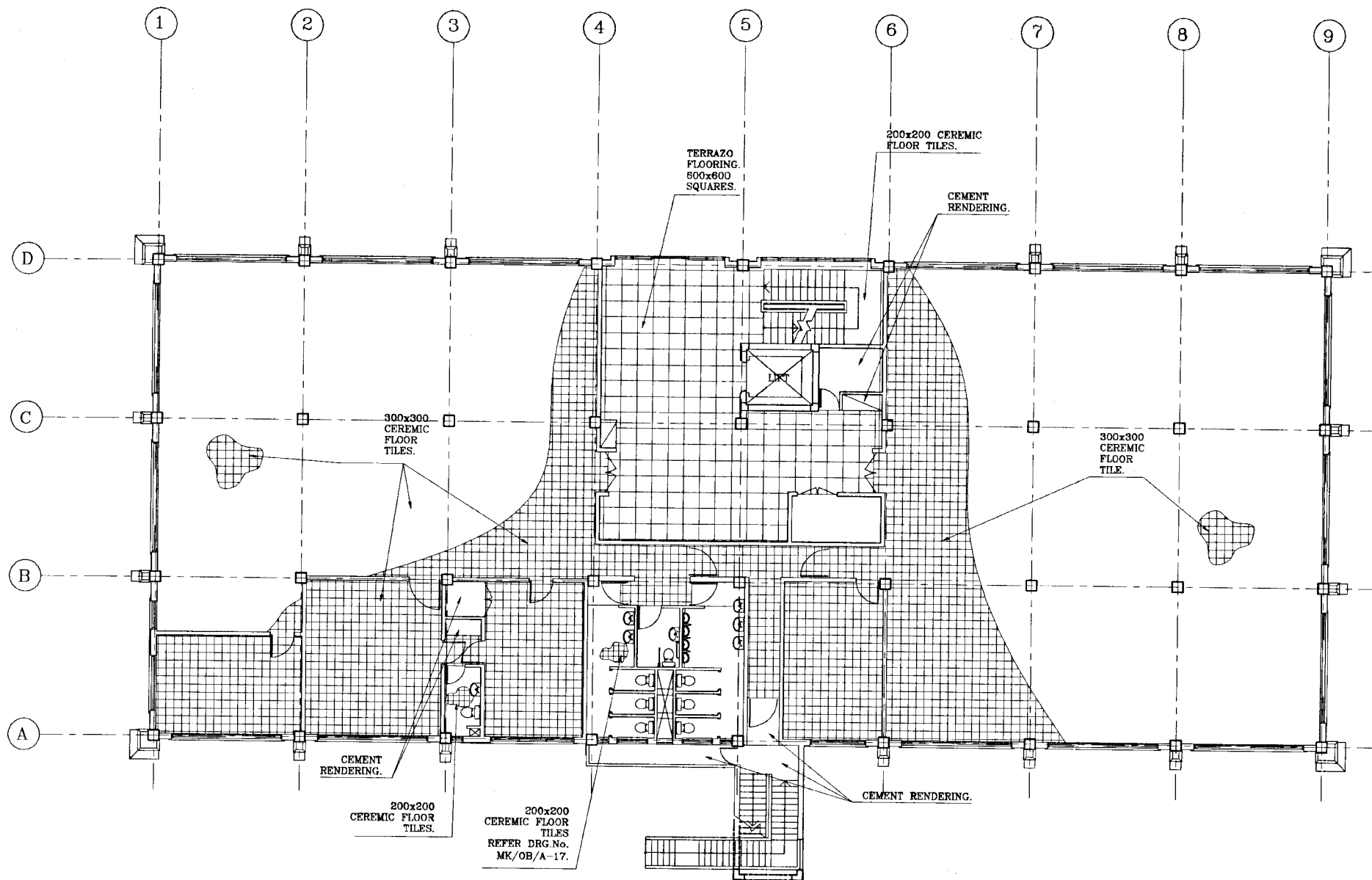


SCALE :- 1:100

**DO NOT SCALE**


REV	DESCRIPTION

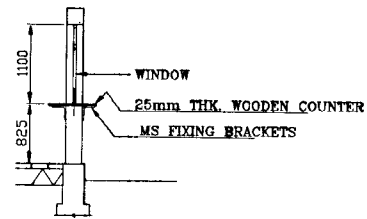
 <p><b>NATIONAL WATER SUPPLY AND DRAINAGE BOARD</b> THE PROJECT FOR THE REDUCTION OF NON-REVENUE WATER IN THE GREATER COLOMBO AREA</p>	<p>SUB PROJECT <b>MALIGAKANDA</b></p>	<p>TITLE <b>MALIGAKANDA OFFICE BUILDING THIRD FLOOR PLAN PARTITIONING LAYOUT</b></p>
	<p>DESIGNED: <i>[Signature]</i></p> <p>CHECKED: <i>[Signature]</i></p> <p>BY: TEAM LEADER <i>[Signature]</i></p> <p>TEAM LEADER: <i>[Signature]</i></p>	<p>DRAWN: <i>[Signature]</i></p> <p>PM IN/RS/APS/MS/DB: <i>[Signature]</i></p> <p>PERMANENT MEMBER: <i>[Signature]</i></p> <p>DRAWING NUMBER: <i>[Signature]</i></p>
<p><b>JAPAN INTERNATIONAL COOPERATION AGENCY (JICA)</b> STUDY TEAM</p> <p>NIHON SUIDO CONSULTANTS CO. LTD., TOKYO, JAPAN</p>		



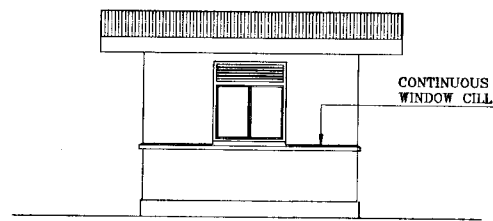
SCALE :- 1:100

**DO NOT SCALE**

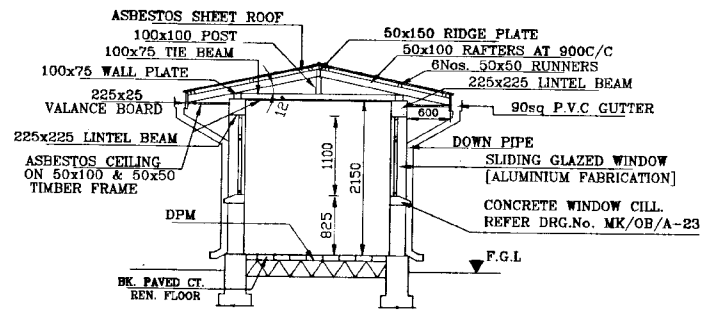
 <p><b>NATIONAL WATER SUPPLY AND DRAINAGE BOARD</b> THE PROJECT FOR THE REDUCTION OF NON-REVENUE WATER IN THE GREATER COLOMBO AREA</p>	<p>SUB PROJECT <b>MALIGAKANDA</b></p>		<p>TITLE <b>MALIGAKANDA OFFICE BUILDING PLAN OF FLOOR FINISHES (TYPICAL TO ALL FLOOR PLANS)</b></p>	
	<p>DESIGNED <i>[Signature]</i></p>		<p>DATE <b>JAN 2001</b></p>	
<p>CHECKED <i>[Signature]</i></p>		<p>CONTRACT No. NRW/CW</p>		
<p>BY TEAM LEADER <i>[Signature]</i></p>		<p>ORG. No. MK/OB/A-29</p>		
<p>TEAM LEADER <i>[Signature]</i></p>		<p>DATE</p>		



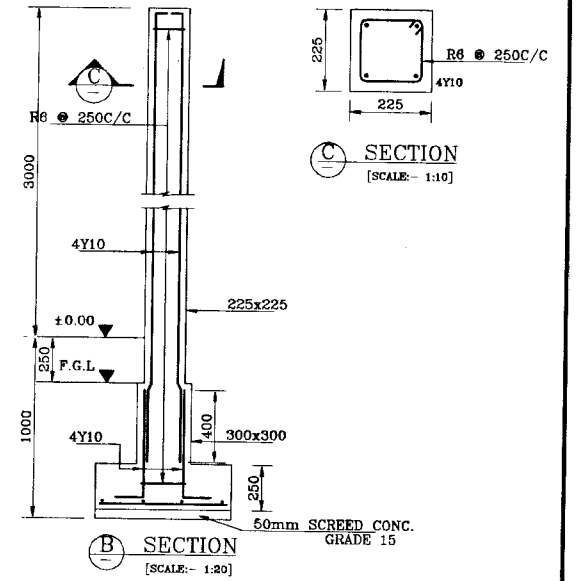
DETAIL OF WOODEN COUNTER  
[SCALE:- 1:50]



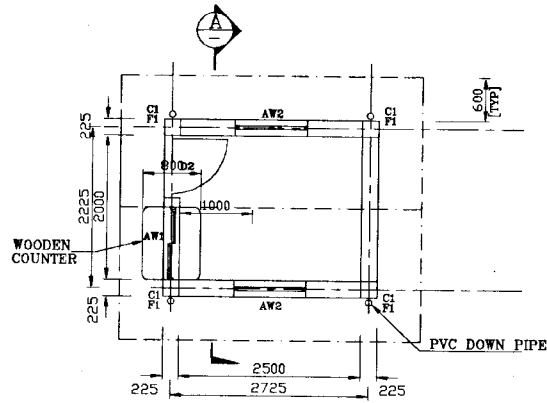
FRONT ELEVATION  
[SCALE:- 1:50]



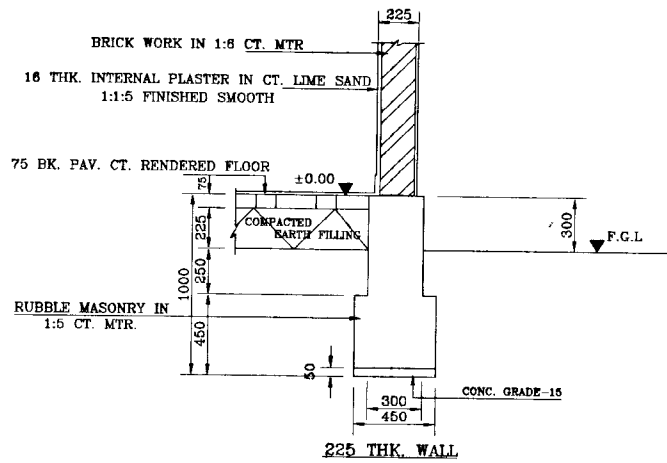
SECTION A  
[SCALE:- 1:50]



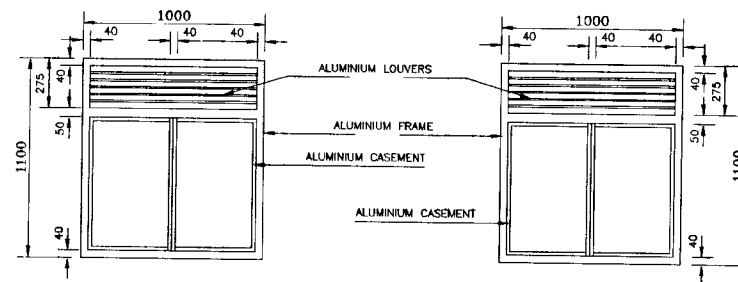
SECTION B  
[SCALE:- 1:20]



PLAN  
[SCALE:- 1:50]

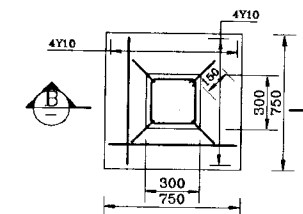


DETAIL OF FOUNDATION  
[SCALE:- 1:20]

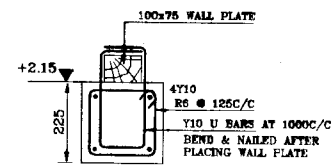


AW1 - 1000x1100 - ALUMINIUM GLAZED WINDOW [SLIDING]  
[SCALE:- 1:20]

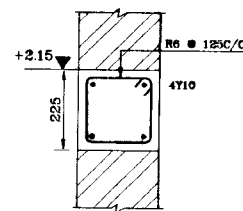
AW2 - 1000x1100 - ALUMINIUM GLAZED WINDOW [WITH SASHER]  
[SCALE:- 1:20]



DETAILS OF C1 & F1  
[SCALE:- 1:20]



LINTEL BEAM  
[SCALE:- 1:10]



R1  
[ON GABLE END WALLS]  
[SCALE:- 1:10]

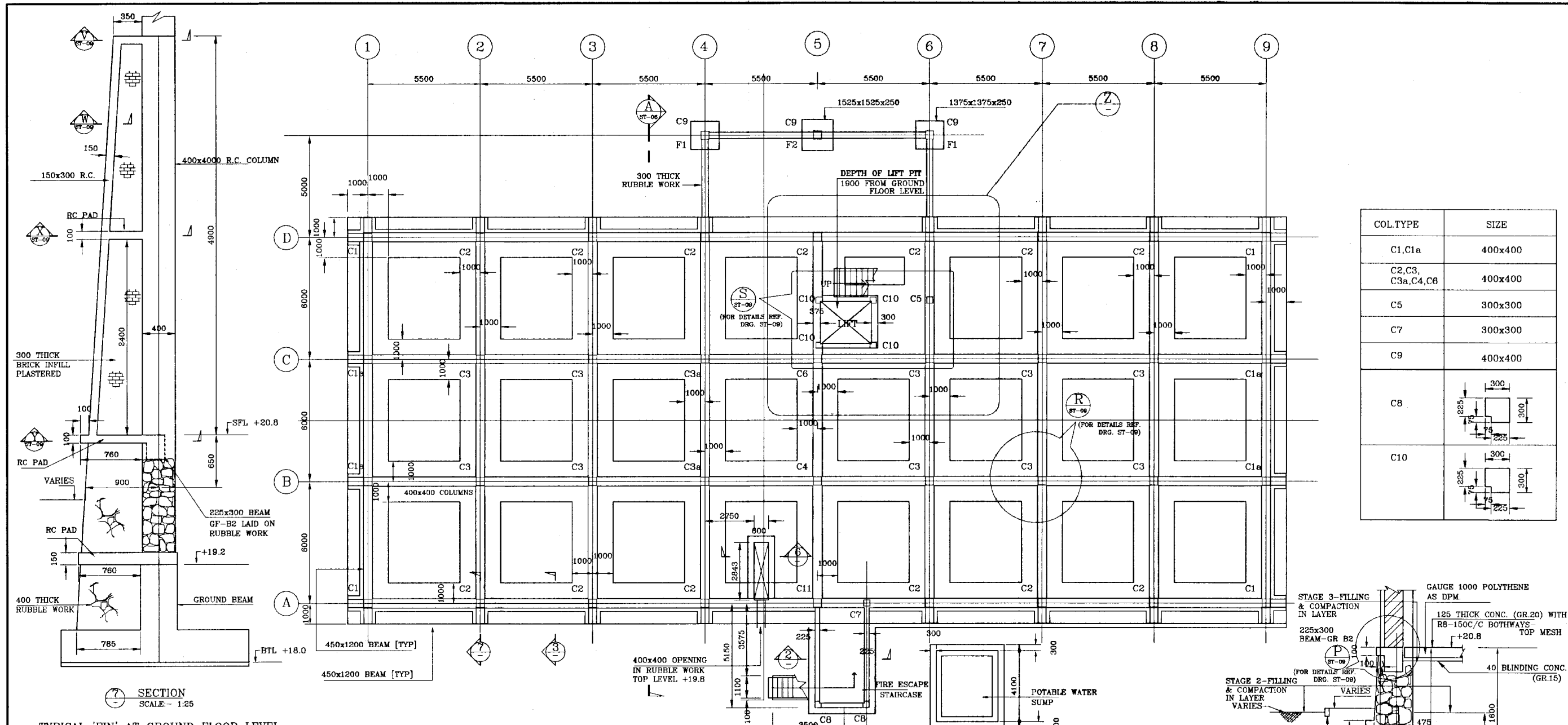
DO NOT SCALE

REV	DESCRIPTION	SUB PROJECT	TITLE	DATE
		MALIGAKANDA	MALIGAKANDA OFFICE BUILDING SECURITY ROOM GENERAL ARRANGEMENT & DETAILS	JAN 2001
		DESIGNED: [Signature]	DRAWN: [Signature]	CONTRACTING: NRW/CW
		CHECKED: [Signature]	AGAP/NO/NSDR: [Signature]	DRG No: MK/OB/A-30
		BY TEAM LEADER: [Signature]	DCAP/NO/NSDR: [Signature]	
		TEAM LEADER: [Signature]		

NATIONAL WATER SUPPLY AND DRAINAGE BOARD  
THE PROJECT FOR THE REDUCTION OF NON-REVENUE WATER IN THE GREATER COLOMBO AREA

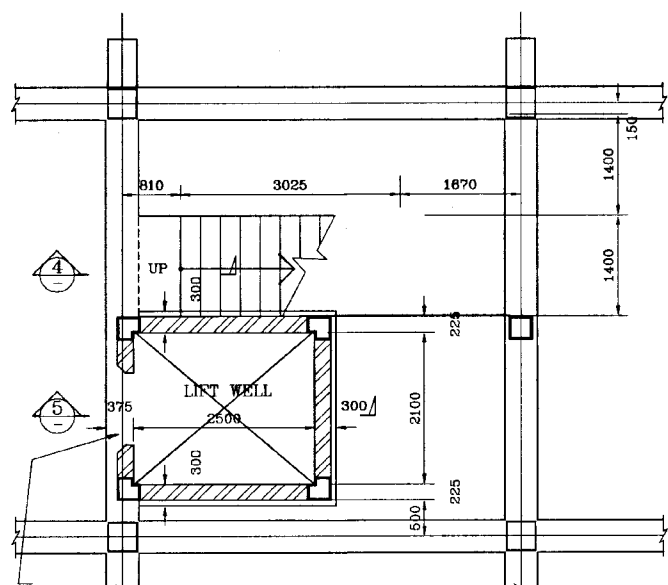
JAPAN INTERNATIONAL COOPERATION AGENCY (JICA)  
STUDY TEAM

NIHON SUIDO CONSULTANTS CO. LTD.,  
TOKYO, JAPAN



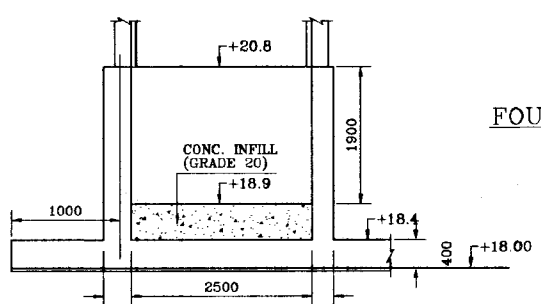
SECTION SCALE: 1:25

TYPICAL 'FIN' AT GROUND FLOOR LEVEL



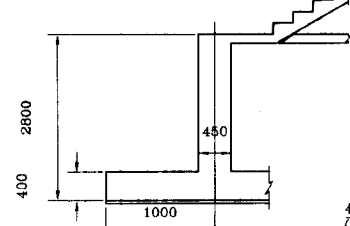
DETAIL PART PLAN SCALE: 1:50

SIZE OF DOOR OPENING AND R.C. LINTOL TO SUIT LIFT MANUFACTURER'S DETAILS.

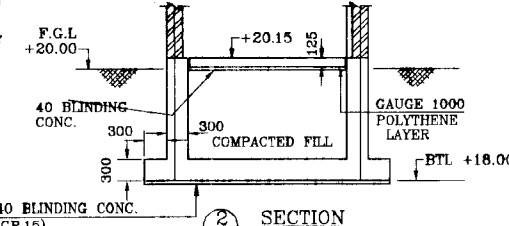


SECTION SCALE: 1:50

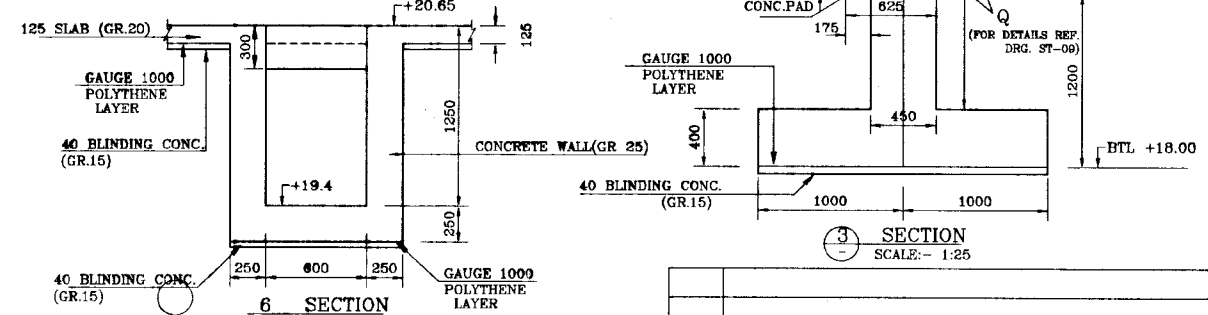
FOUNDATION PLAN SCALE: 1:100



SECTION SCALE: 1:50



SECTION SCALE: 1:50



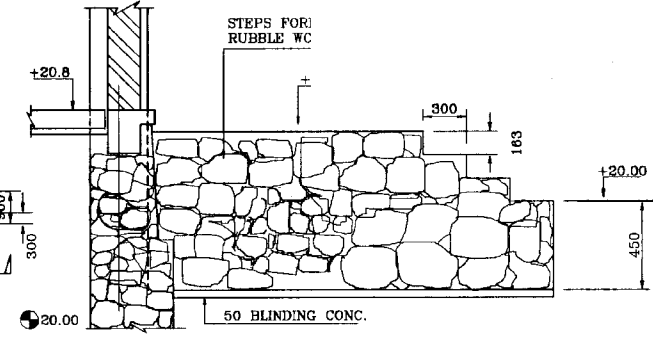
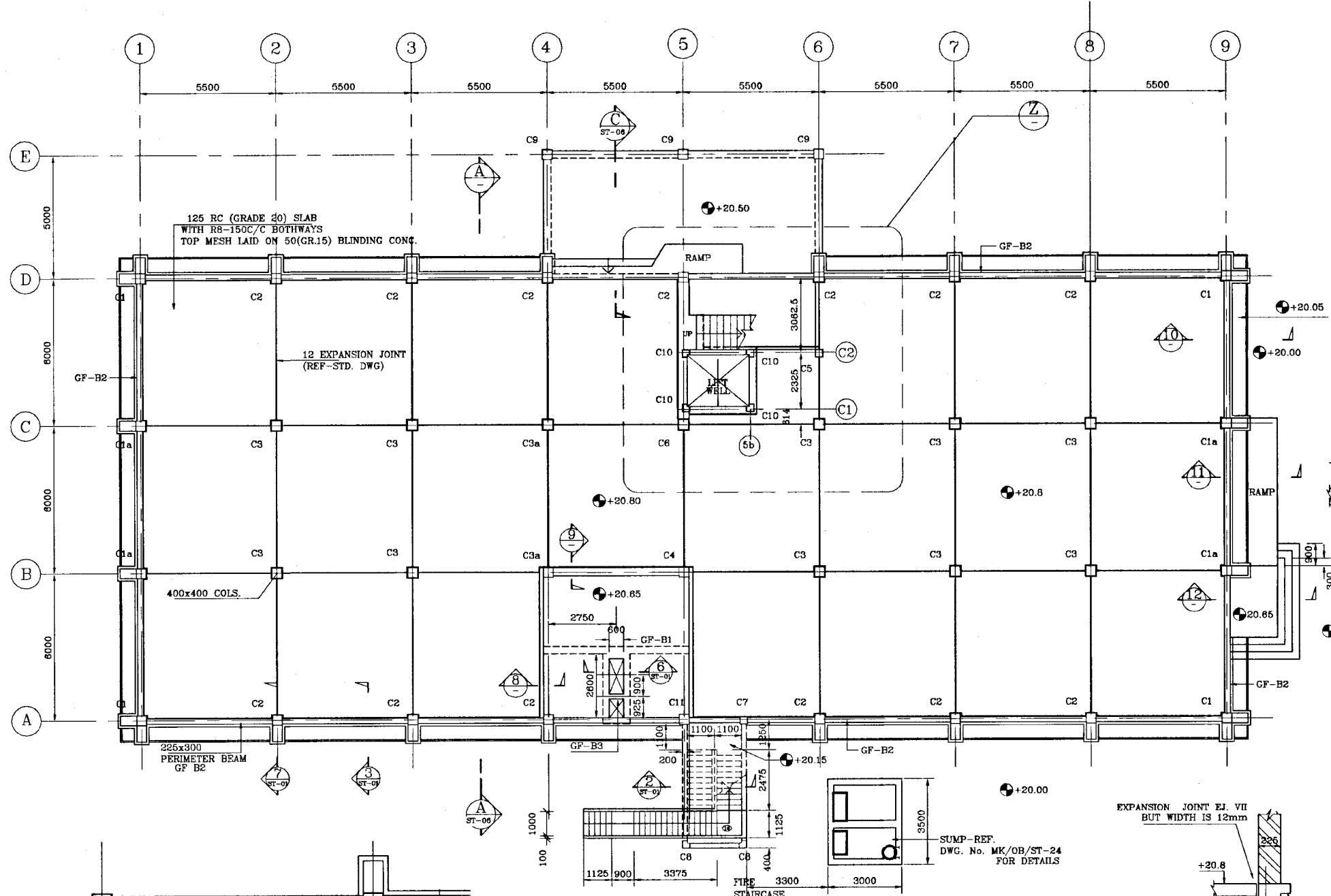
SECTION SCALE: 1:25

DO NOT SCALE

<p>NATIONAL WATER SUPPLY AND DRAINAGE BOARD THE PROJECT FOR THE REDUCTION OF NON-REVENUE WATER IN THE GREATER COLOMBO AREA</p>		<p>SUB PROJECT MALIGAKANDA</p>		<p>TITLE OFFICE BUILDING FOUNDATION PLAN GENERAL ARRANGEMENT</p>	
<p>JAPAN INTERNATIONAL COOPERATION AGENCY (JICA) STUDY TEAM</p>		<p>DESIGNED: [Signature] CHECKED: [Signature] BY TEAM LEADER: [Signature] TEAM LEADER: [Signature]</p>		<p>DATE: JAN 2007 DRAWN: RUKMANT CONTRACTING: NRW/CW DRG NO: MK/OB/ST-01</p>	



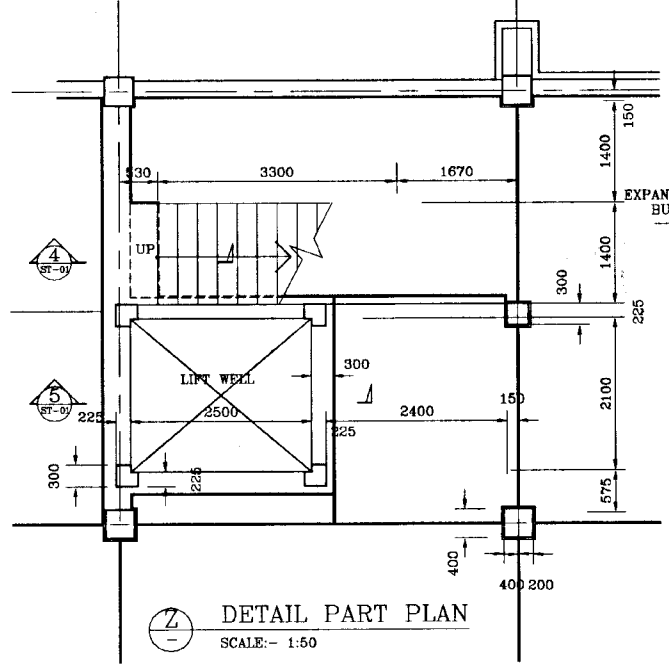
- NOTE:-**
- For general notes and details refer to STD. Dwgs
  - Structural concrete shall be grade 25 unless noted otherwise.
  - The cement used to produce concrete for the foundation structure such as ground beams, slabs and lift pit shall be Portland Cement complying to BS 12 mixed with 25% pulverized fuel ash (pfa). The cement content of the concrete shall be not less than 380 kg/m<sup>3</sup> and the maximum free water cement ratio shall be 0.45.
  - The following unfactored loads are considered in the design.
    - Concrete = 24 kN/m<sup>3</sup>
    - 225 mm brick walls - including 16 mm plaster = 4.95 kN/metre height
    - 150 mm brick walls - including 16 mm plaster on both sides = 2.5 kN/metre height.
    - Imposed super loads: Typical floor = 3.0 kN/m<sup>2</sup>
    - Concrete roof and machine room floor = 10.0 kN/m<sup>2</sup>.
    - Light weight partitions = 1.0 kN/m<sup>2</sup>
    - Floor finishes and light weight ceiling under the floors = 1.43 kN/m<sup>2</sup>.



SECTION 12 SCALE:- 1:25

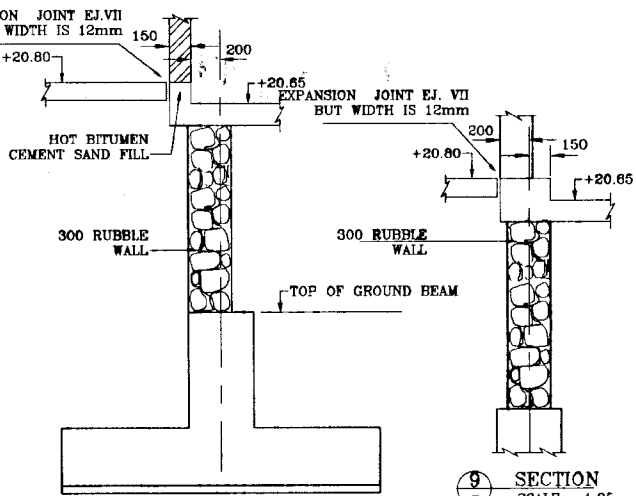
BEAM TYPE	SIZE
GF-B1	225x300
GF-B2	225x300
GF-B3	225x300

COL. TYPE	SIZE
C1, C1a	400x400
C2, C3, C3a, C4, C6	400x400
C7	300x300
C9	400x400
C5	300x300
C8, C10	300x300

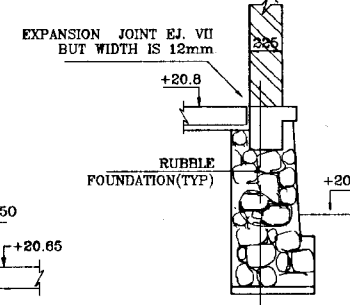


DETAIL PART PLAN SCALE:- 1:50

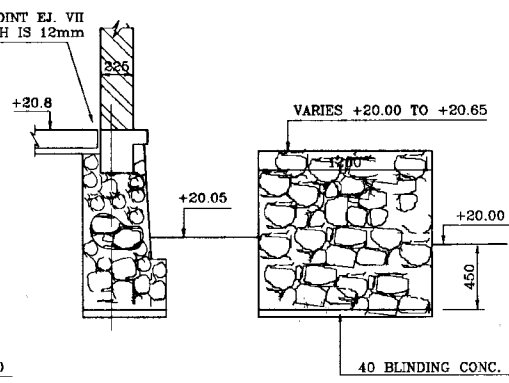
PLAN AT GROUND FLOOR LEVEL (+20.8) SCALE:- 1:100



SECTION 8 SCALE:- 1:25



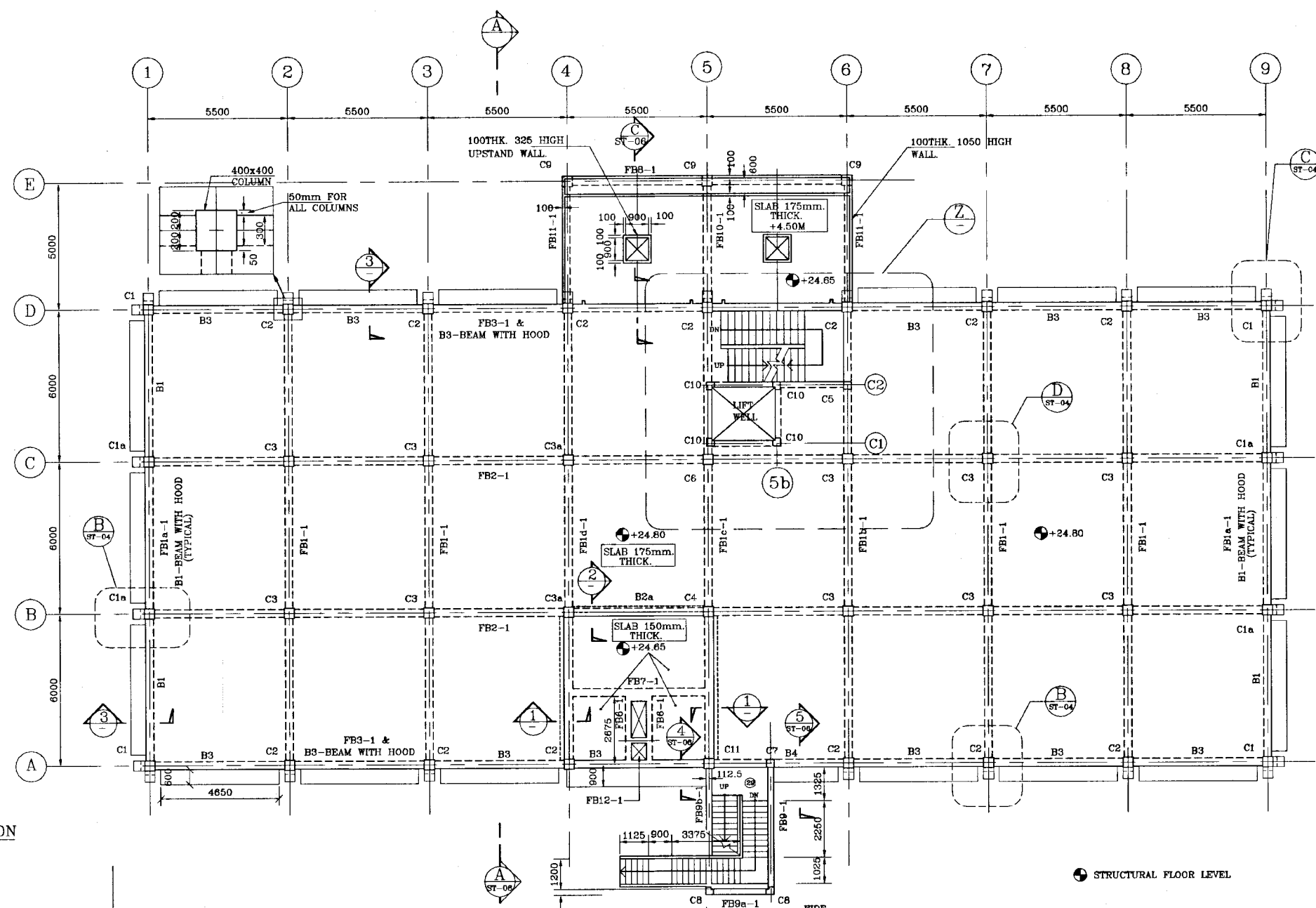
SECTION 10 SCALE:- 1:25



SECTION 11 SCALE:- 1:25

**DO NOT SCALE**

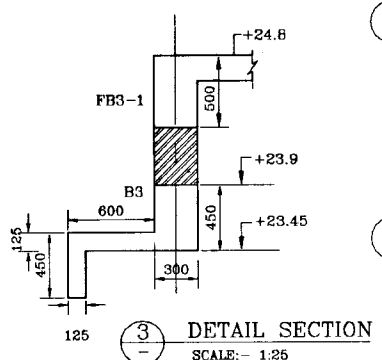
<p>NATIONAL WATER SUPPLY AND DRAINAGE BOARD THE PROJECT FOR THE REDUCTION OF NON-REVENUE WATER IN THE GREATER COLOMBO AREA</p>	<p>SUB PROJECT MALIGAKANDA</p>	<p>TITLE OFFICE BUILDING - GROUND FLOOR PLAN GENERAL ARRANGEMENT</p>
	<p>DESIGNED: [Signature]</p>	<p>DATE JAN 2001</p>
<p>JAPAN INTERNATIONAL COOPERATION AGENCY (JICA) STUDY TEAM</p>	<p>DRWN: Rn</p>	<p>CONTRACT NO. NRW/CW</p>
<p>NIHON SUIDO CONSULTANTS CO. LTD., TOKYO, JAPAN</p>	<p>CHECKED: [Signature]</p>	<p>DRG NO. MK/OB/ST-02</p>
<p>TEAM LEADER: [Signature]</p>	<p>TEAM LEADER: [Signature]</p>	



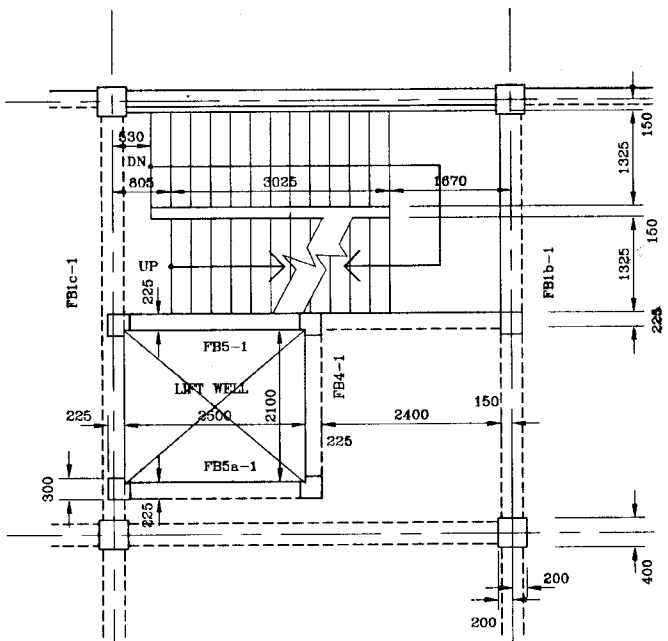
BEAM TYPE	SIZE
FB1-1, FB1b-1, FB1c-1, FB1d-1	300x600
FB1a-1, FB3-1, FB2-1	300x500
B3, B1	300x450
FB4-1, FB5-1, FB5a-1, FB6-1	225x300
FB8-1	225x300
FB7-1	300x500
FB8-1, FB10-1, FB11-1	300x500
FB9-1, FB9a-1, FB9b-1	225x300
FB12-1	225x300

COL TYPE	SIZE
C1, C1a	400x400
C2, C3, C3a, C4, C8, C11	400x400
C5	300x300
C7	300x300
C9	400x400
C6	
C10	

**DO NOT SCALE**

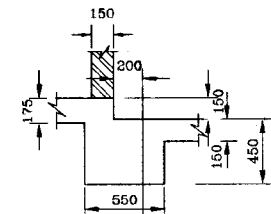


3 DETAIL SECTION  
SCALE: - 1:25

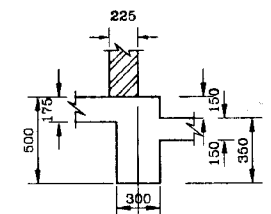


Z DETAIL PART PLAN  
SCALE: - 1:50

PLAN AT 1<sup>st</sup> FLOOR LEVEL (+28.50)  
SCALE: - 1:100

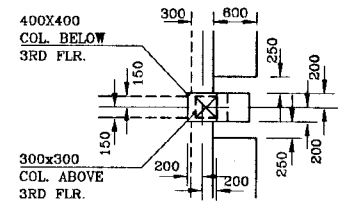
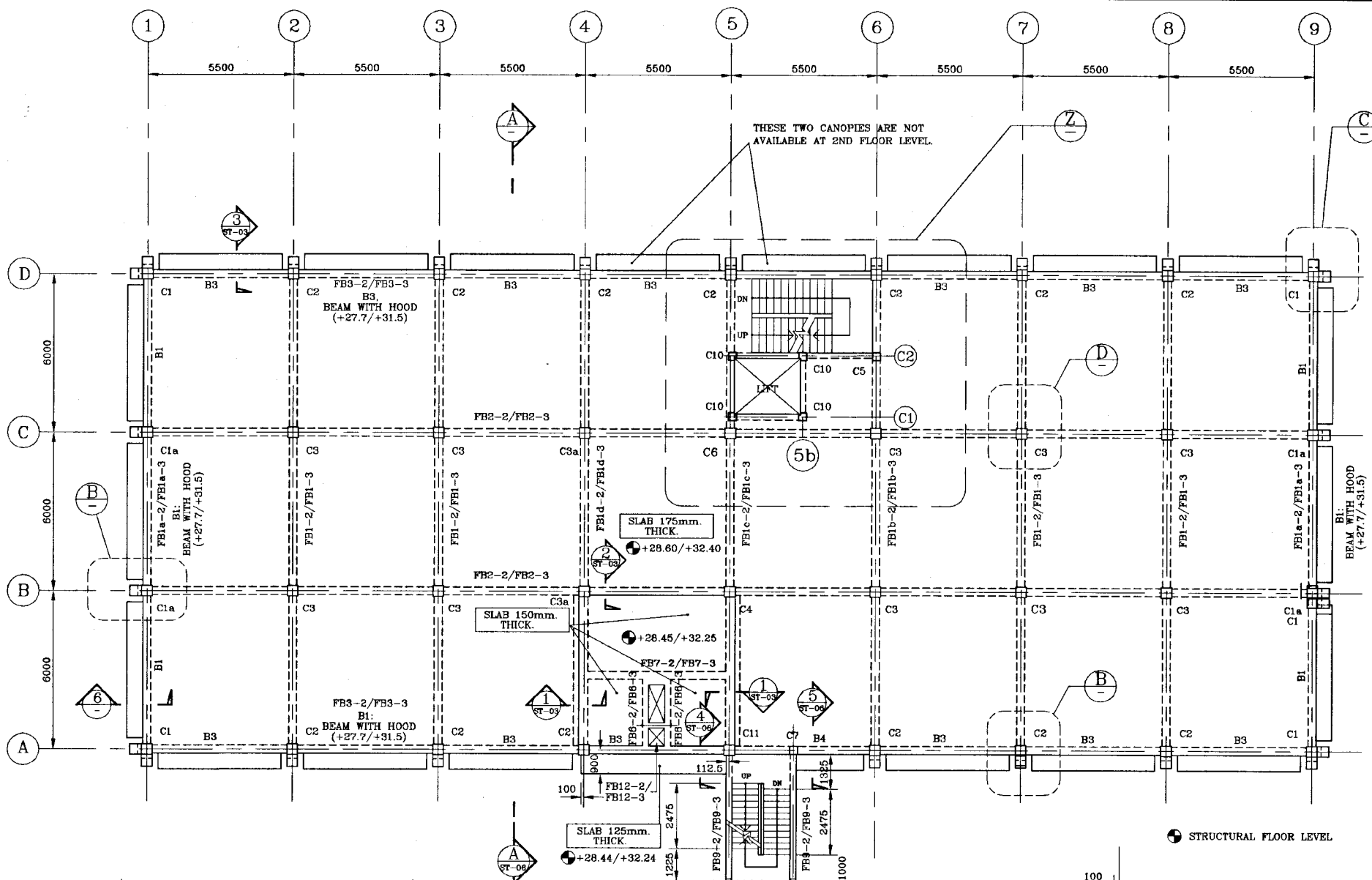


1 SECTION  
SCALE: - 1:25



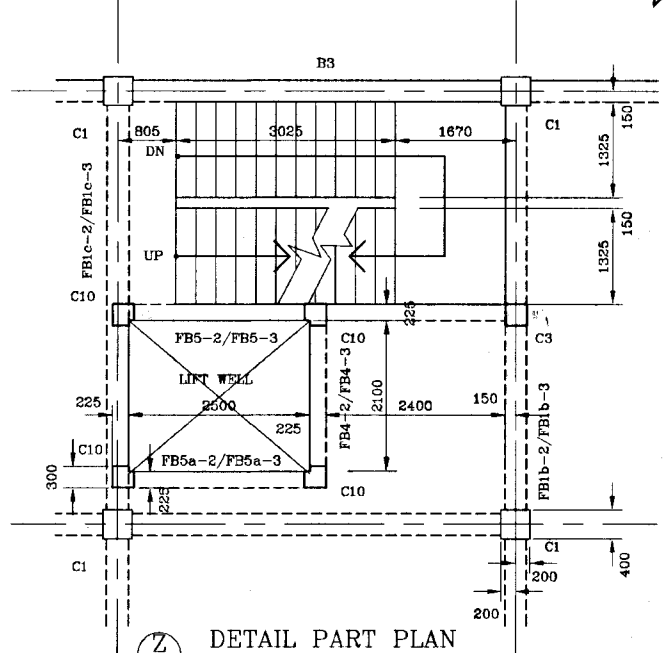
2 SECTION  
SCALE: - 1:25

<p>NATIONAL WATER SUPPLY AND DRAINAGE BOARD THE PROJECT FOR THE REDUCTION OF NON-REVENUE WATER IN THE GREATER COLOMBO AREA</p>	SUB PROJECT MALIGAKANDA	TITLE OFFICE BUILDING - FIRST FLOOR PLAN - GENERAL ARRANGEMENT SHEET 3 OF 6
	DESIGNED: [Signature]	DATE JAN 2001
<p>JAPAN INTERNATIONAL COOPERATION AGENCY (JICA) STUDY TEAM NIHON SUIDO CONSULTANTS CO. LTD., TOKYO, JAPAN</p>	CHECKED: [Signature]	CONTRACT No. NRW/CW
	DRY. TEAM LEADER: [Signature]	DRG No. MK/OB/ST-03
	TEAM LEADER: [Signature]	



(B) TYPICAL DETAIL PLAN  
SCALE:- 1:25

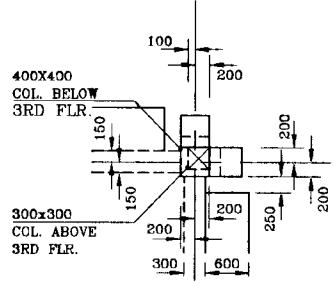
BEAM TYPE	SIZE
FB1-2/ FB1-3, FB1b-2/FB1b-3, FB1c-2/FB1c-3, FB1d-2/FB1d-3,	300x600
FB1a-2/FB1a-3 FB3-2/FB3-3 FB2-2/FB2-3	300x500
B3, B1	300x450
FB4-2, FB4-3 FB5-2, FB5-3 FB5a-2, FB5a-3	225x300
FB6-2, FB6-3	225x300
FB7-2, FB7-3	300x500
FB8-2, FB8-3 FB10-2, FB10-3 FB11-2, FB11-3	225x300
FB9-2, FB9-3 FB9a-2, FB9a-3	225x300
FB12-2, FB12-3	225x300



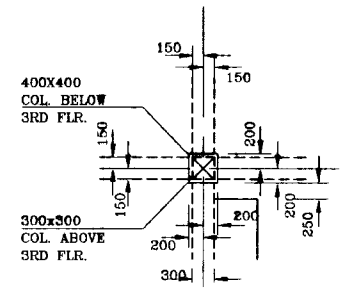
(Z) DETAIL PART PLAN  
SCALE:- 1:50

NOTE:-  
STAIRCASE TERMINATES AT THIRD FLOOR LEVEL.

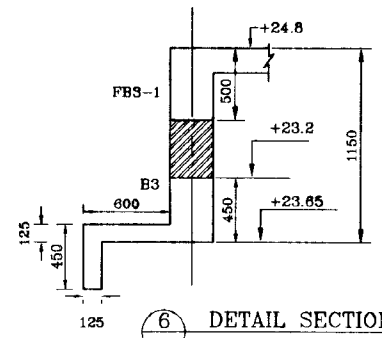
PLAN AT 2<sup>nd</sup>(+28.60) &  
3<sup>rd</sup>(+32.40) FLOOR LEVELS  
SCALE:- 1:100



(C) TYPICAL DETAIL PLAN  
SCALE:- 1:25



(D) TYPICAL DETAIL PLAN  
SCALE:- 1:25



(6) DETAIL SECTION  
SCALE:- 1:25

COL. TYPE	SIZE	LOCATION
C1, C1a	400x400	ABOVE 3RD FLOOR: 300x300
C2, C3, C3a, C4, C6, C11	400x400	ABOVE 3RD FLOOR: 300x300
C5	300x300	
C7	300x300	
C9	400x400	
C8	300x300	
C10	300x300	

**DO NOT SCALE**



NATIONAL WATER SUPPLY AND DRAINAGE BOARD  
THE PROJECT FOR THE REDUCTION OF NON-REVENUE WATER  
IN THE GREATER COLOMBO AREA

JAPAN INTERNATIONAL COOPERATION AGENCY (JICA)  
STUDY TEAM

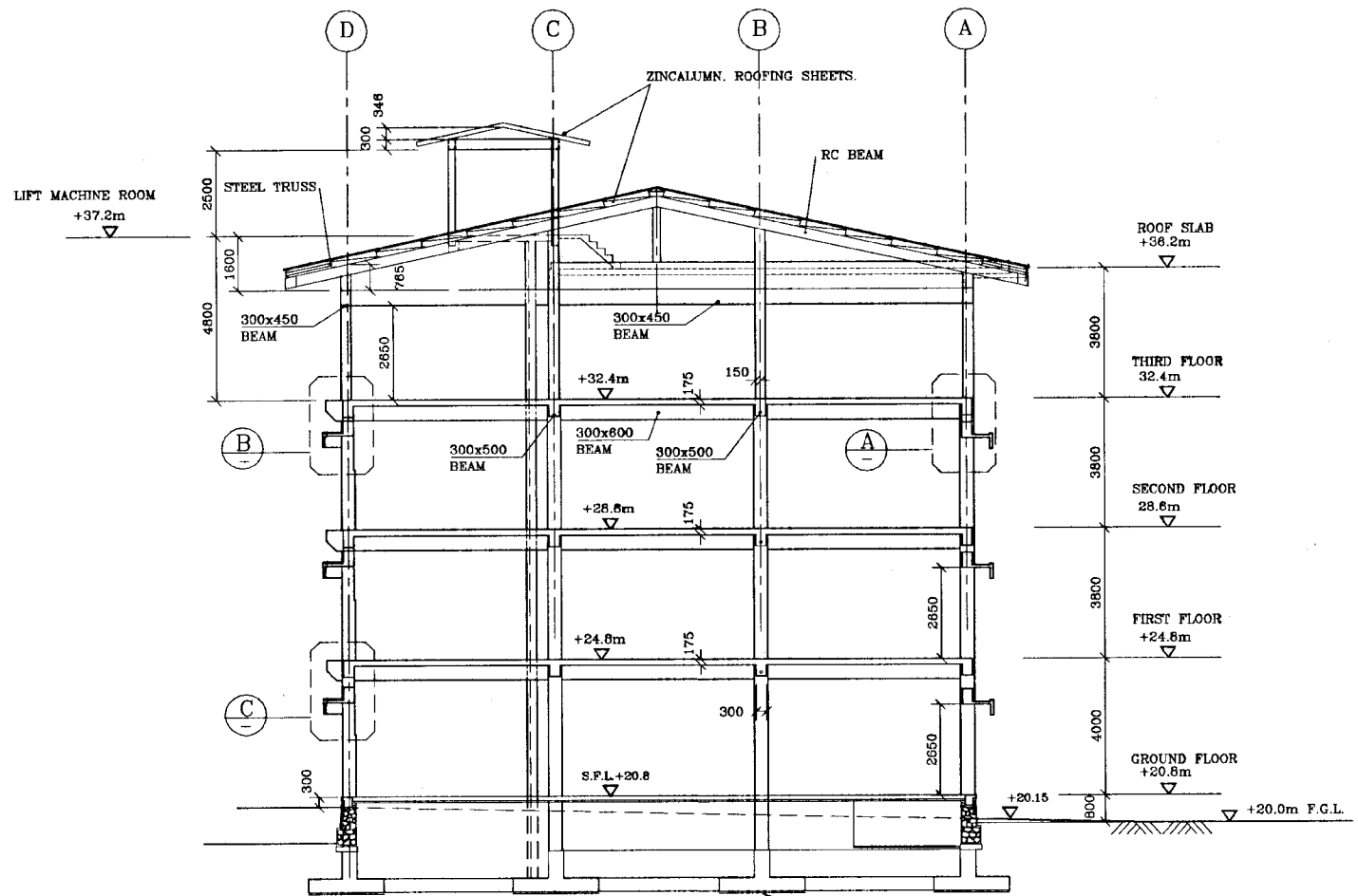
NIHON SUDO CONSULTANTS CO. LTD.,  
TOKYO, JAPAN

REV	DESCRIPTION

SUB PROJECT	TITLE	DATE
MALIGAKANDA	OFFICE BUILDING - 2ND & 3RD FLOOR PLAN GENERAL ARRANGEMENT	JAN 2001
DESIGNED	DRAWN	DATE
CHECKED	PM (NRWS/PS) / MSOR	CONTRACT NO.
BY TEAM LEADER	ACMP (M) / MSOR	DRG. NO.
TEAM LEADER	DCMP (M) / MSOR	

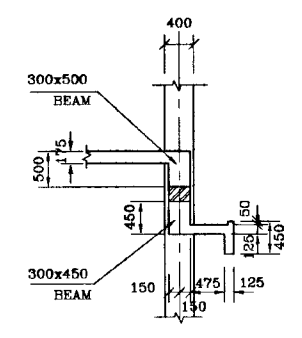
MK/OB/ST-04



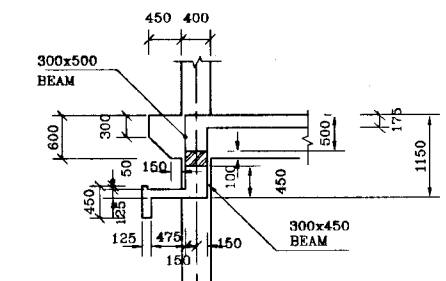


**SECTION**  
ST-01 to 06  
SCALE: 1:100

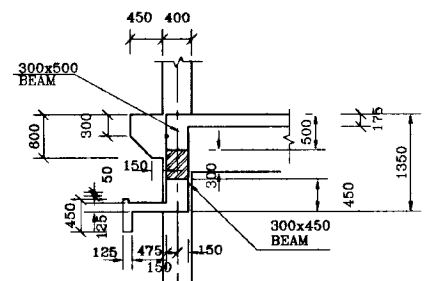
FOR FOUNDATION DETAILS  
REFER TO MK/OB/ST-01



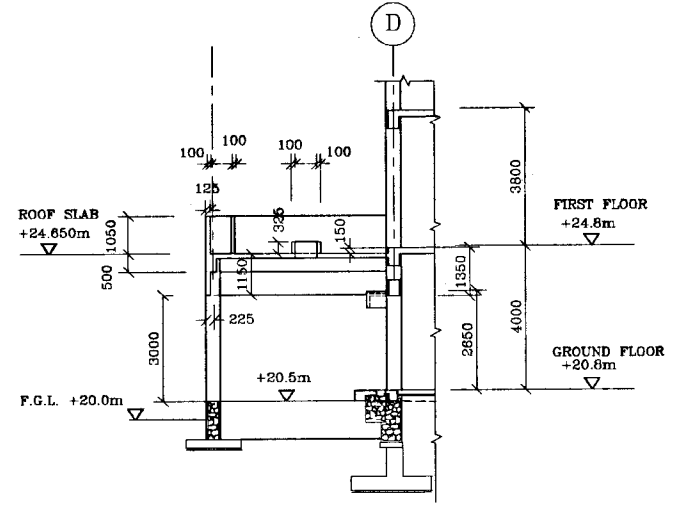
**DETAIL A**  
SCALE: 1:50



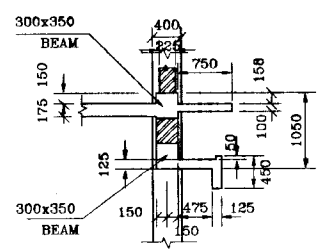
**DETAIL B**  
SCALE: 1:50



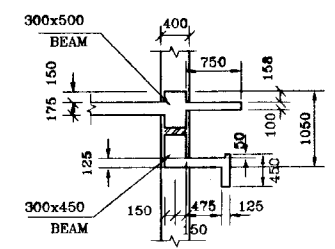
**DETAIL C**  
SCALE: 1:50



**SECTION**  
ST-01 to 03  
SCALE: 1:100




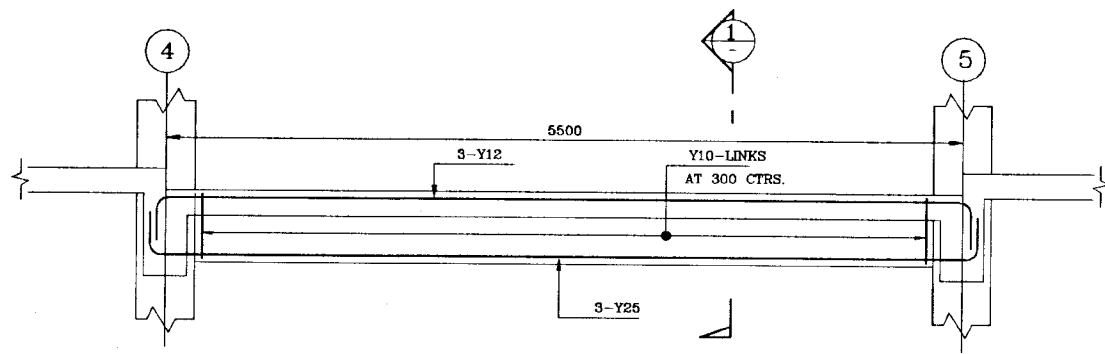
**SECTION**  
ST-03 & 04  
SCALE: 1:50



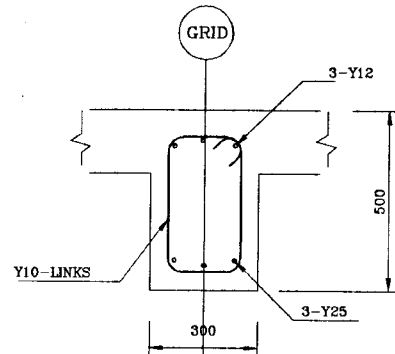
**SECTION**  
ST-03 & 04  
SCALE: 1:50

**DO NOT SCALE**

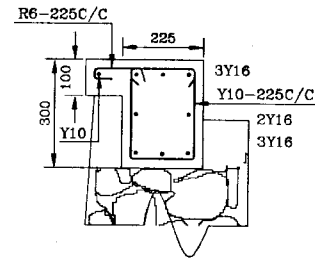
 <p>NATIONAL WATER SUPPLY AND DRAINAGE BOARD THE PROJECT FOR THE REDUCTION OF NON-REVENUE WATER IN THE GREATER COLOMBO AREA</p> <p>JAPAN INTERNATIONAL COOPERATION AGENCY (JICA) STUDY TEAM</p> <p>NIHON SUDO CONSULTANTS CO. LTD., TOKYO, JAPAN</p>	<p>REV. DESCRIPTION</p>		<p>DATE</p>	
	<p>SUB PROJECT</p> <p>MALIGAKANDA</p>	<p>TITLE</p> <p>OFFICE BUILDING- SECTIONS GENERAL ARRANGEMENT</p>	<p>DATE</p> <p>JAN 2001</p>	<p>SECRET 06 OF 06</p>
	<p>DESIGNED</p>	<p>DRAWN</p> <p>Ra</p>	<p>CONTRACT NO.</p> <p>NRW/CW</p>	<p>DRG No.</p> <p>MK/OB/ST-06</p>
	<p>CHECKED</p>	<p>PERMITS/MSDR</p>	<p>DRG No.</p>	



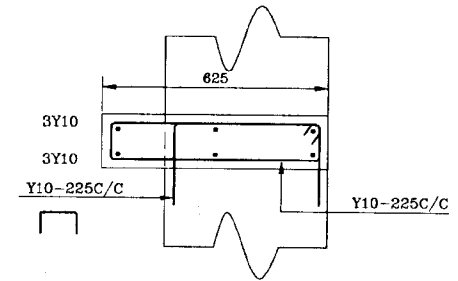
① BEAM : GF-B1  
SCALE:- 1:25



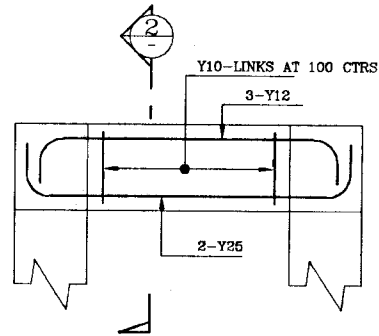
① SECTION



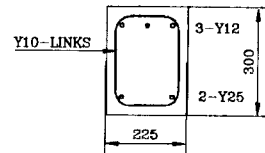
DETAIL AT P-(REF. DRG. NO.ST-01)  
R.C. PLINTH BEAM (GF-B2)  
LAID ON RUBBLE WORK  
SCALE:- 1:10



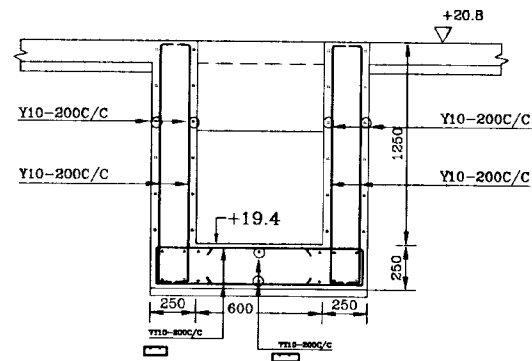
DETAIL AT Q-(REF. DRG. NO.ST-01)  
R.C. PAD OVER RAFT BEAM  
SCALE:- 1:10



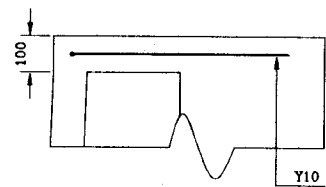
② BEAM : GF-B3  
SCALE:- 1:25




② SECTION  
SCALE:- 1:25



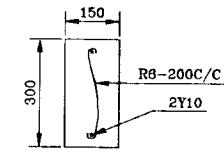
R.C. DETAILS OF PIT  
(REF. DRG. NO.ST-01)  
SCALE:- 1:20



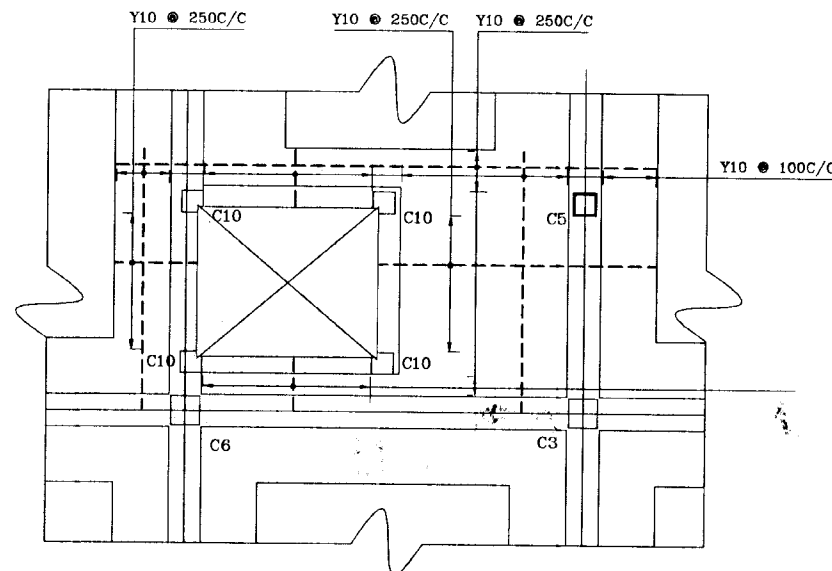
③ SECTION



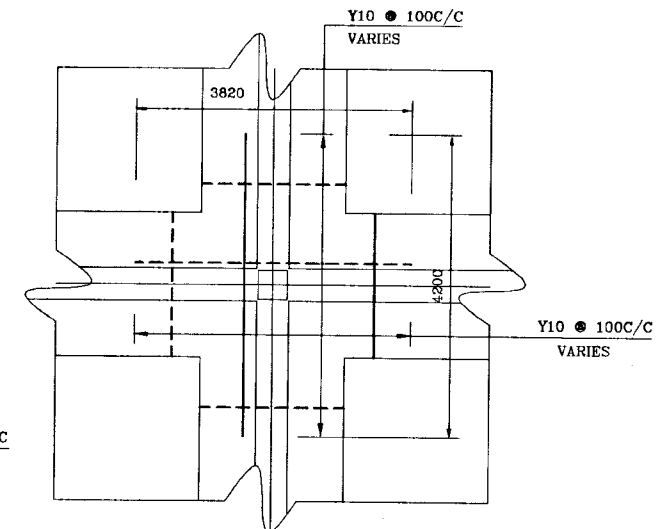
SECTIONAL PLAN  
(COLUMN R/F NOT SHOWN)  
SCALE:- 1:10



SECTION  
SCALE:- 1:10

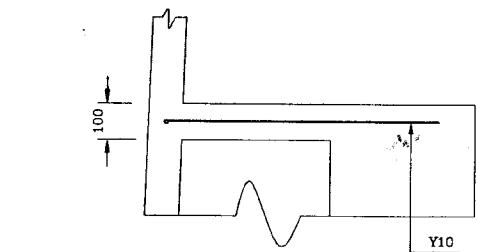


DETAIL AT R  
SCALE:- 1:50

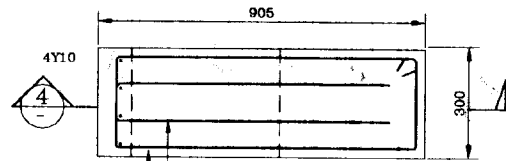


DETAIL AT R  
TYPICAL OF C1,C1a,  
C3,C3a,C4,C6. COLUMNS  
SCALE:- 1:50

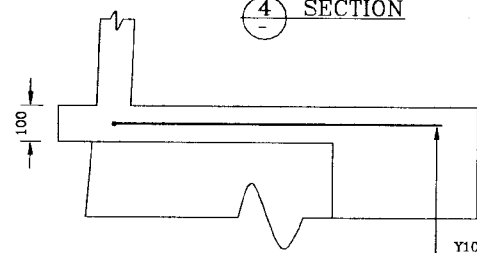
DO NOT SCALE




④ SECTION



SECTIONAL PLAN  
(COLUMN R/F NOT SHOWN)  
SCALE:- 1:10

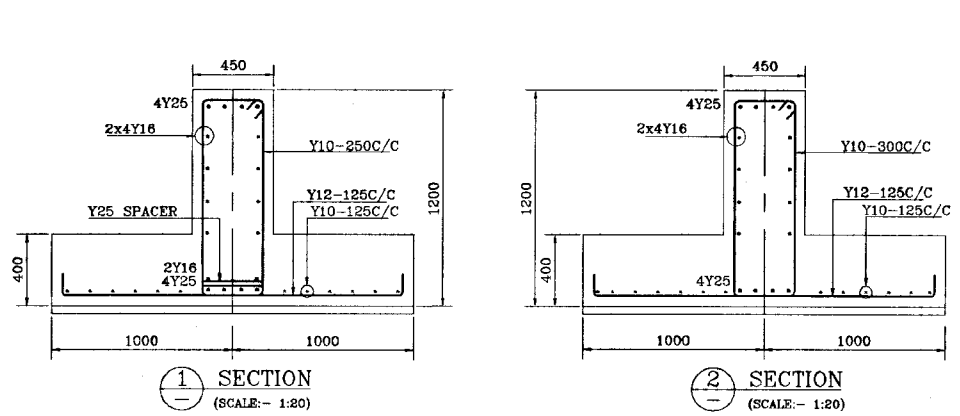
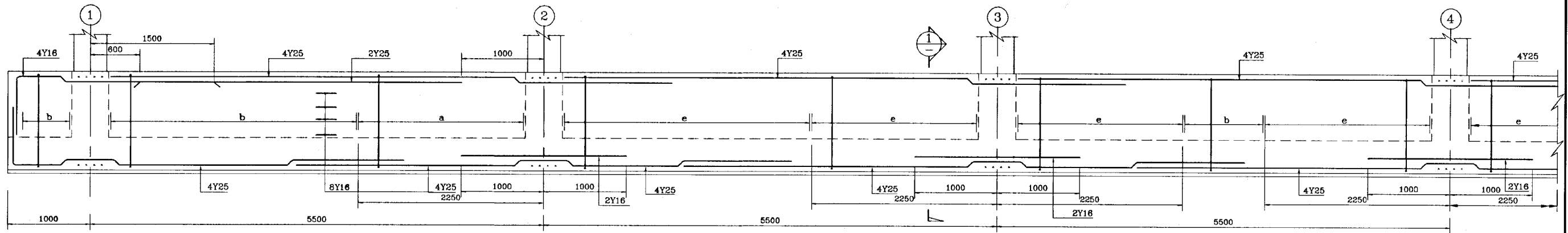


⑤ SECTION

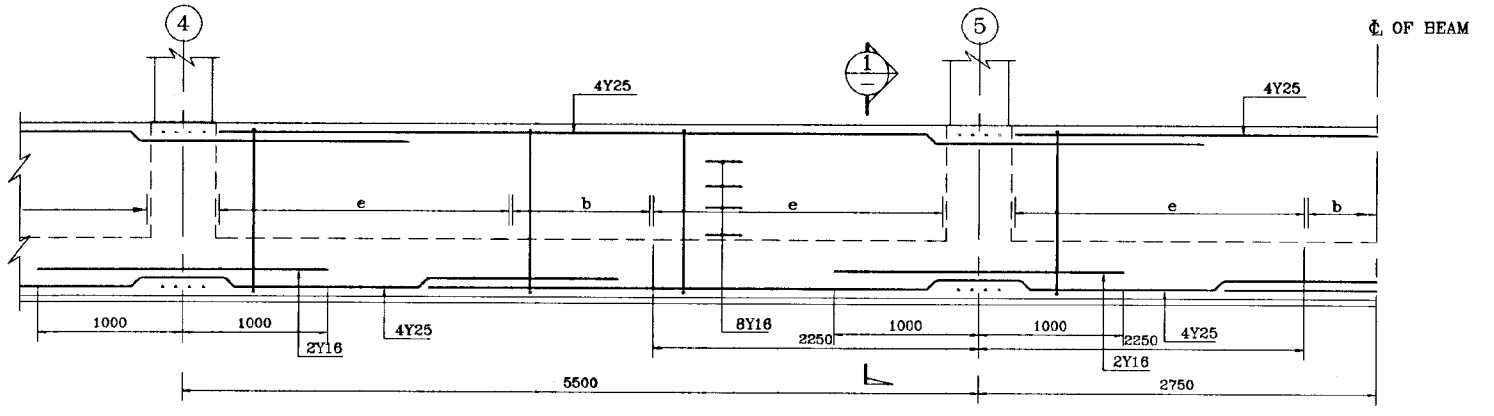


SECTIONAL PLAN  
(COLUMN R/F NOT SHOWN)  
SCALE:- 1:10

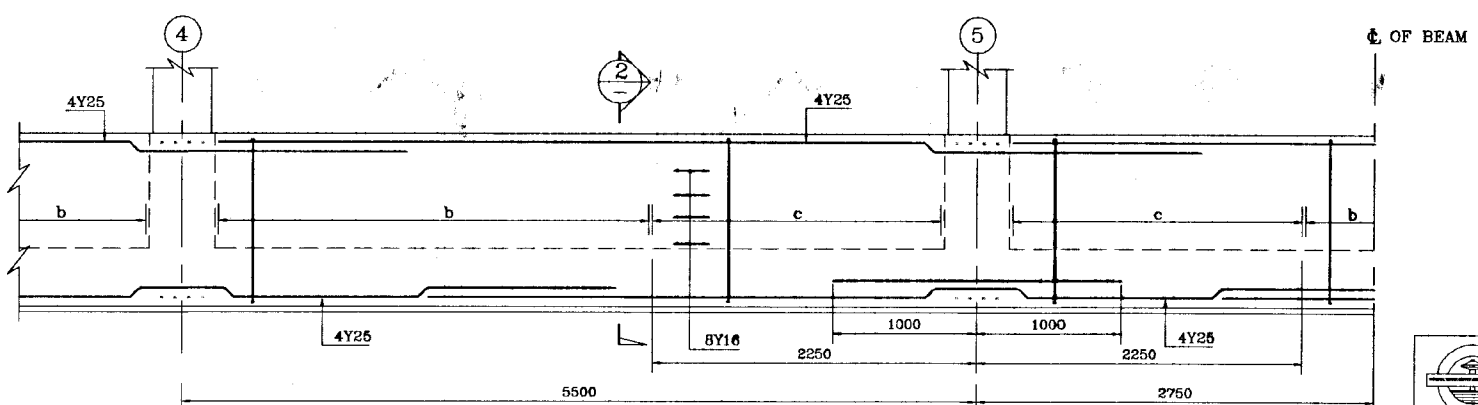
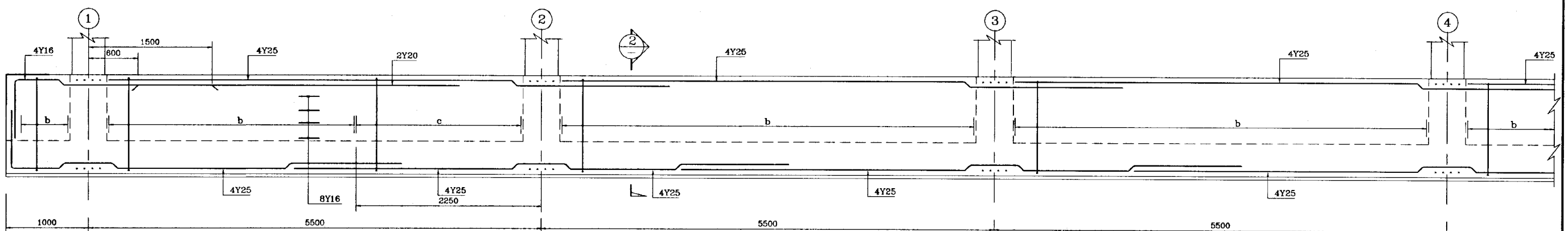
<p>NATIONAL WATER SUPPLY AND DRAINAGE BOARD THE PROJECT FOR THE REDUCTION OF NON-REVENUE WATER IN THE GREATER COLOMBO AREA</p> <p>JAPAN INTERNATIONAL COOPERATION AGENCY (JICA) STUDY TEAM</p> <p>NIHON SUIDO CONSULTANTS CO. LTD., TOKYO, JAPAN</p>	<p>REV</p> <p>DESCRIPTION</p>	<p>SUB PROJECT MALIGAKANDA</p>	<p>TITLE OFFICE BUILDING R/F DETAILS OF FOUNDATIONS SHEET 1 OF 3</p>
	<p>DESIGNED ANOMA</p>	<p>DATE JAN 2001</p>	<p>CONTRACT NO. NRW/CW</p>
	<p>CHECKED</p>	<p>DESIGNED IN CHARGE R.D.A.</p>	<p>DRG. NO. MK/OB/ST-07</p>
	<p>DR. TEAM LEADER</p>	<p>DESIGNED IN CHARGE</p>	
	<p>TEAM LEADER</p>	<p>DESIGNED IN CHARGE</p>	



SPACING OF LINKS  
 a - Y10-150C/C  
 b - Y10-300C/C  
 c - Y10-225C/C  
 d - Y10-100C/C  
 e - Y10-250C/C




GROUND BEAM ON AXIS (B) & (C)

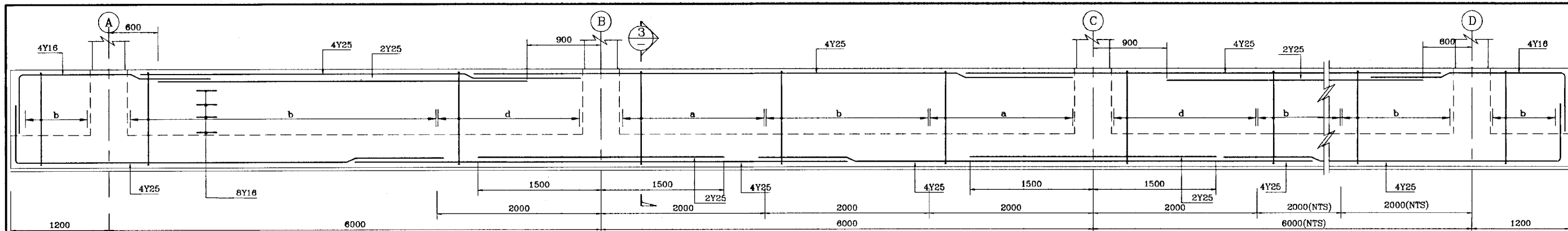


GROUND BEAM ON AXIS (A) & (D)

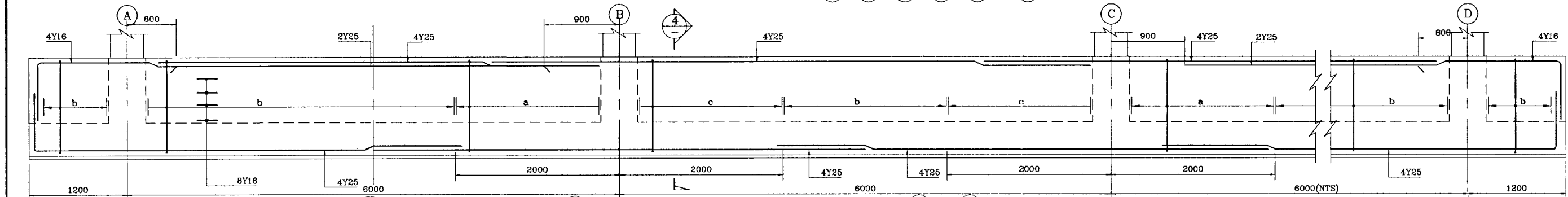
DO NOT SCALE

 NATIONAL WATER SUPPLY AND DRAINAGE BOARD THE PROJECT FOR THE REDUCTION OF NON-REVENUE WATER IN THE GREATER COLOMBO AREA		SUB PROJECT MALIGAKANDA	TITLE OFFICE BUILDING- R/F DETAILS OF FOUNDATIONS SHEET 2 OF 3
DESIGNED <i>[Signature]</i>	DRAWN RUKMANT	DATE JAN 2007	CONTRACTING NRW/CW
CHECKED <i>[Signature]</i>	PM (NRW/AFS) MWSD	DRG No MK/OB/ST-08	
DT. TEAM LEADER <i>[Signature]</i>	TEAM LEADER E. D. S.		
TEAM LEADER <i>[Signature]</i>	TEAM LEADER <i>[Signature]</i>		

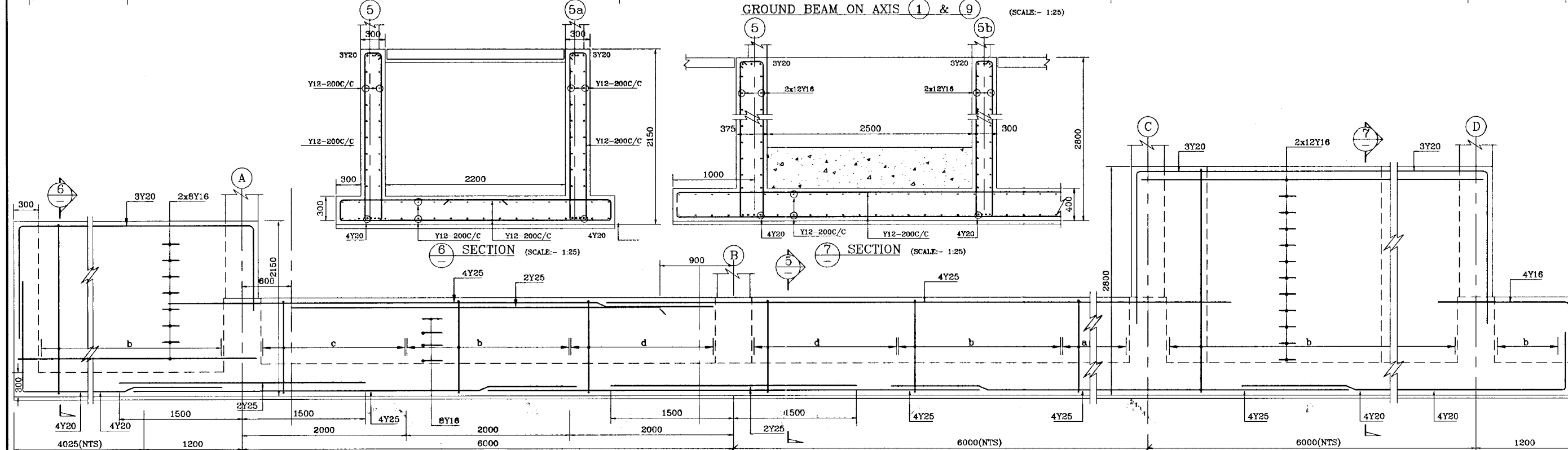
JAPAN INTERNATIONAL COOPERATION AGENCY (JICA)  
 STUDY TEAM  
 NIHON SUDO CONSULTANTS CO. LTD.,  
 TOKYO, JAPAN



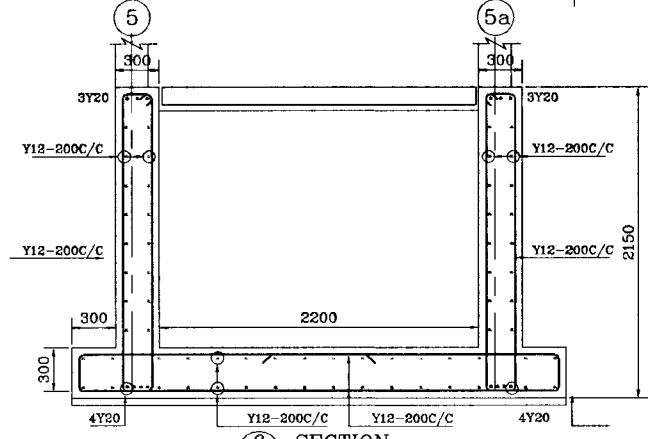
GROUND BEAM ON AXIS ② ③ ④ ⑥ ⑦ & ⑧



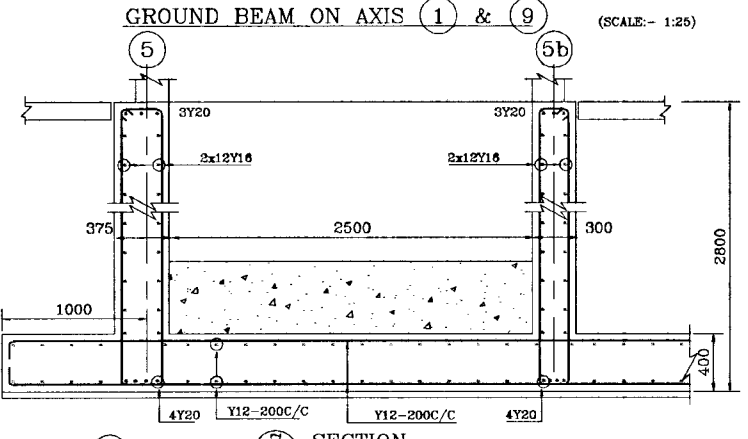
GROUND BEAM ON AXIS ① & ⑨ (SCALE: - 1:25)



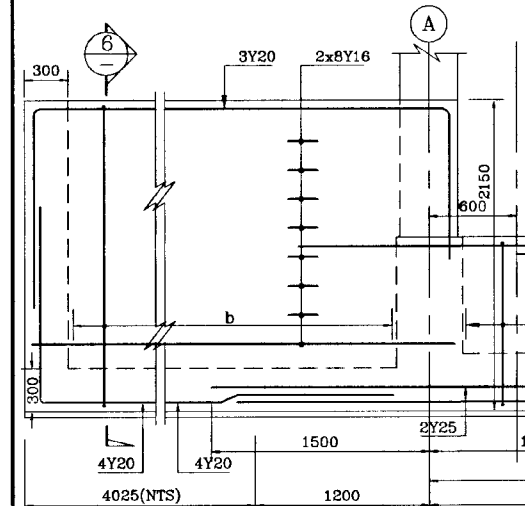
GROUND BEAM ON AXIS ⑤



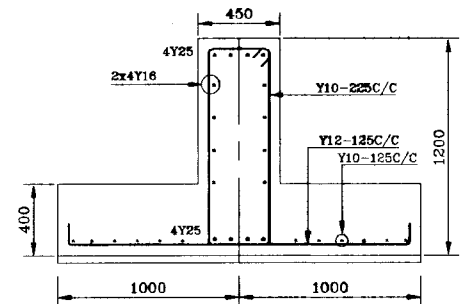
SECTION 5 (SCALE: - 1:25)



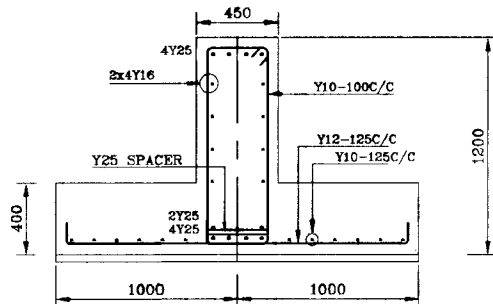
SECTION 6 (SCALE: - 1:25)



SECTION 3 (SCALE: - 1:20)



SECTION 4 (SCALE: - 1:20)



SECTION 5 (SCALE: - 1:20)

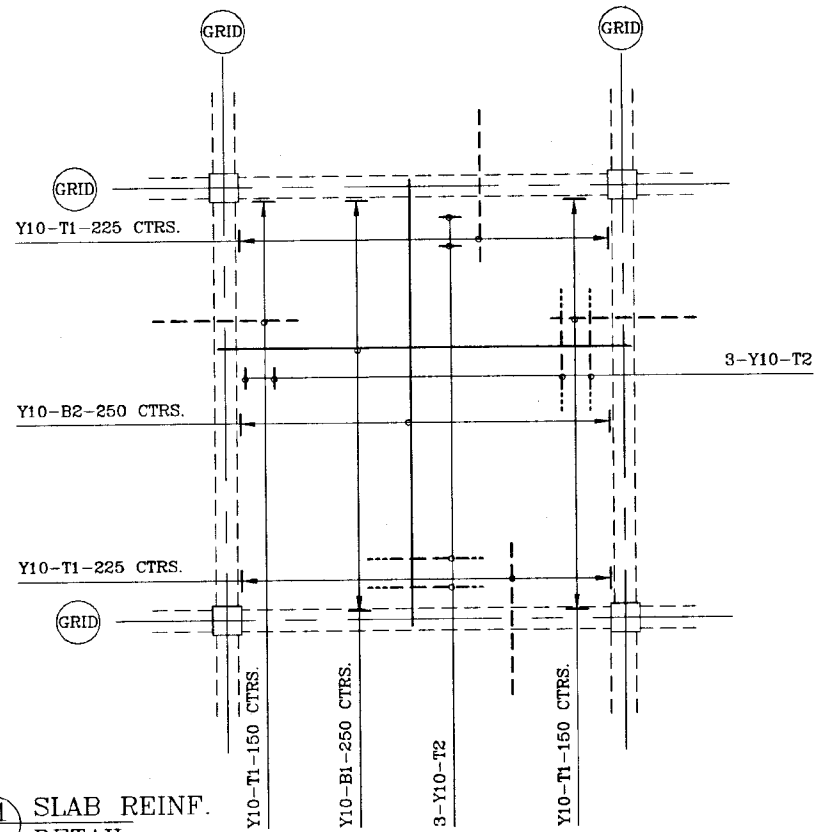
- SPACING OF LINKS
- a - Y10-150C/C
  - b - Y10-300C/C
  - c - Y10-225C/C
  - d - Y10-100C/C
  - e - Y10-250C/C

**DO NOT SCALE**

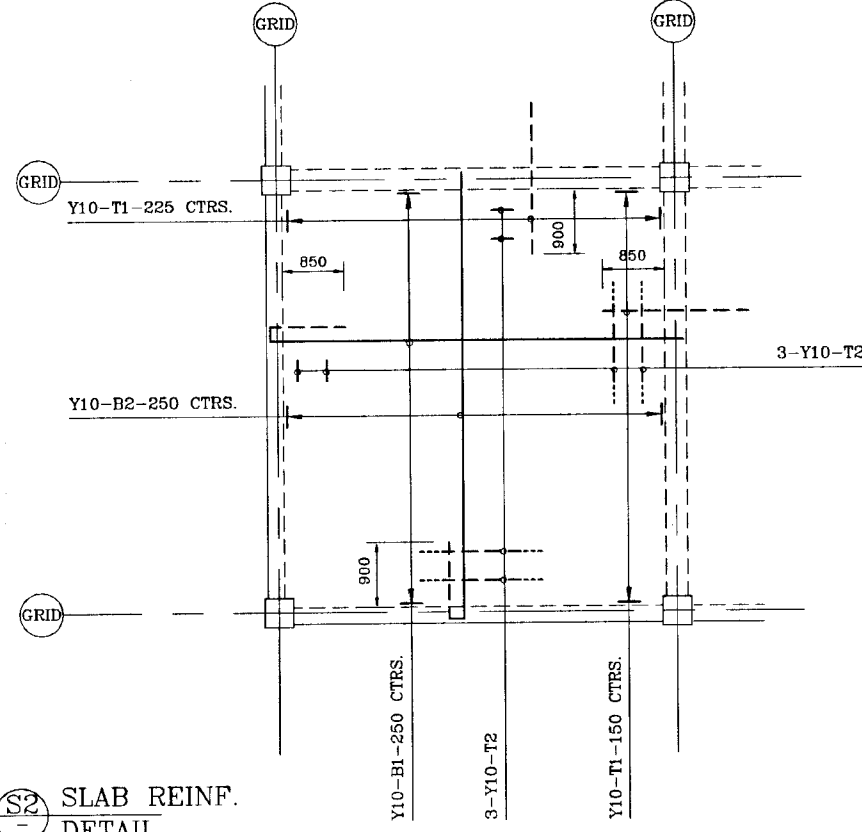
<p>NATIONAL WATER SUPPLY AND DRAINAGE BOARD THE PROJECT FOR THE REDUCTION OF NON-REVENUE WATER IN THE GREATER COLOMBO AREA</p>		<p>SUB PROJECT MALIGAKANDA</p> <p>TITLE OFFICE BUILDING - R/F DETAILS OF FOUNDATIONS</p> <p>SHEET 3 OF 3</p>	
DESIGNED	DRAWN	DATE	CONTRACT NO.
CHECKED	PM (NRWS/AFS) NUMBER		NRW/CW
DT. TEAM LEADER	PROJECT NUMBER	DRG. NO.	MK/OB/ST-09
TEAM LEADER	COMP. NO.		

JAPAN INTERNATIONAL COOPERATION AGENCY (JICA) STUDY TEAM  
NIHON SUDO CONSULTANTS CO. LTD., TOKYO, JAPAN

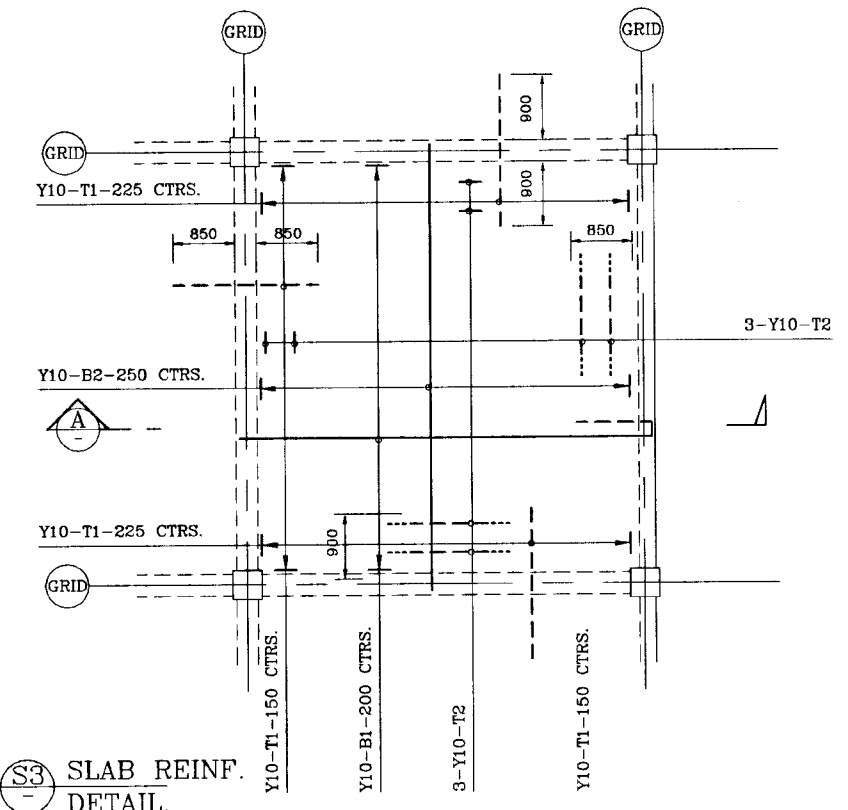




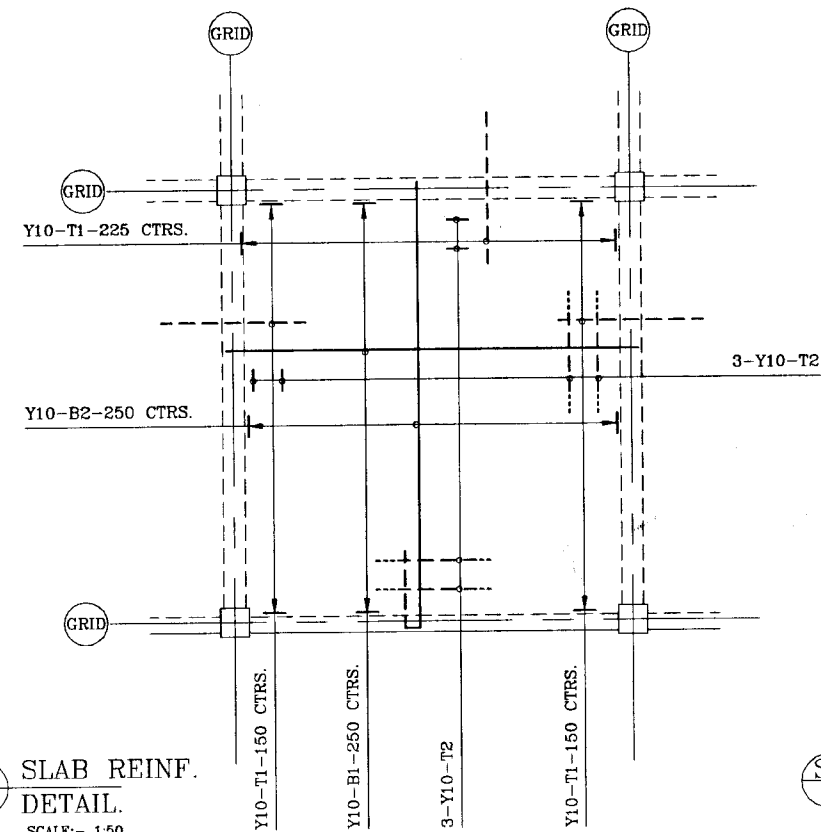
S1 SLAB REINF. DETAIL. SCALE:- 1:50



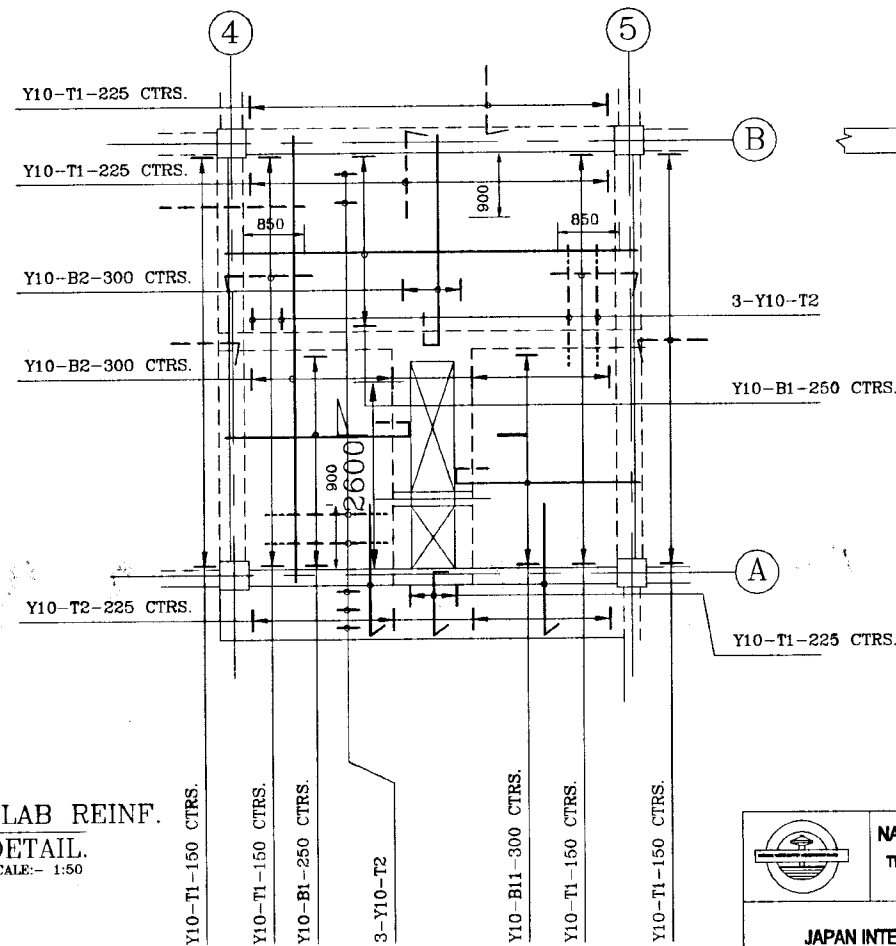
S2 SLAB REINF. DETAIL. SCALE:- 1:50



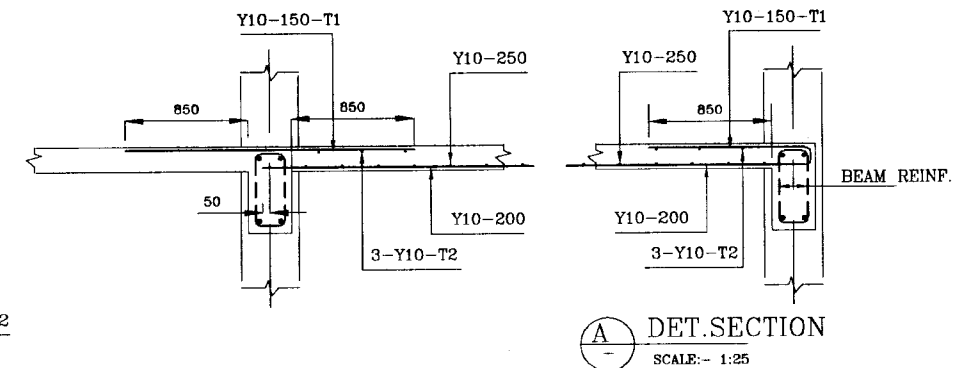
S3 SLAB REINF. DETAIL. SCALE:- 1:50



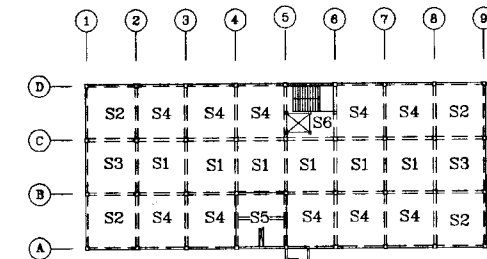
S4 SLAB REINF. DETAIL. SCALE:- 1:50



S5 SLAB REINF. DETAIL. SCALE:- 1:50



A DET. SECTION SCALE:- 1:25

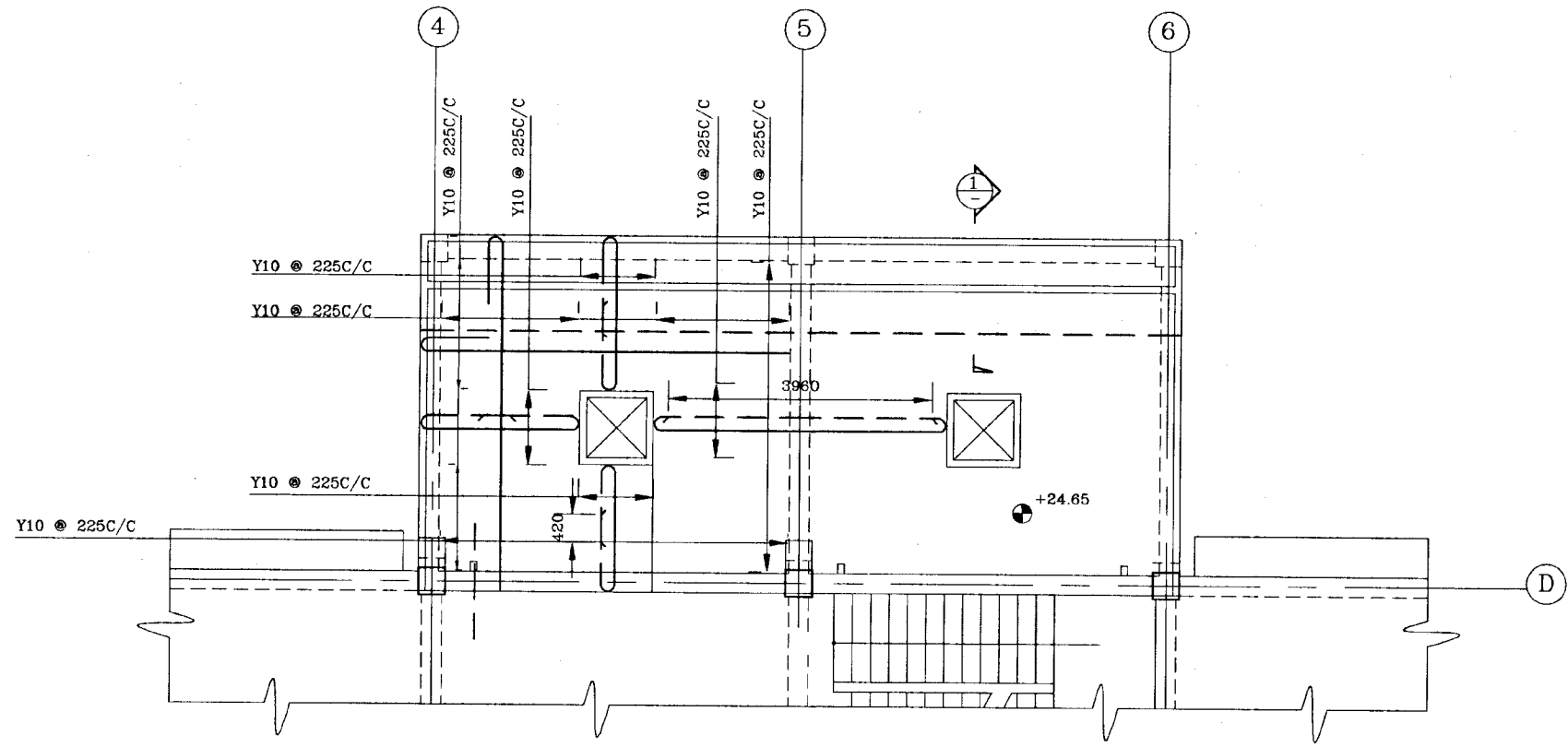


KEY PLAN SCALE:- N.T.S.

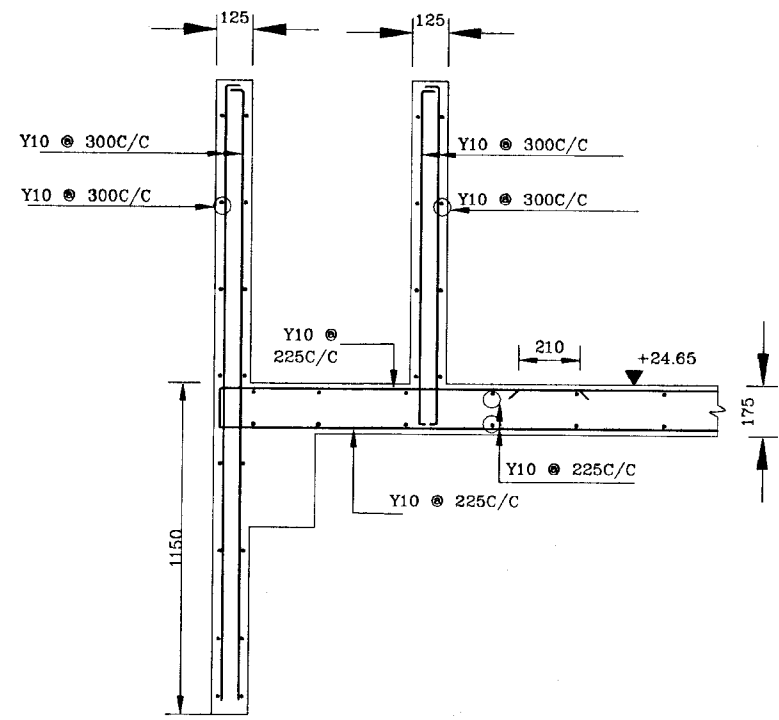
DO NOT SCALE

	<b>NATIONAL WATER SUPPLY AND DRAINAGE BOARD</b> THE PROJECT FOR THE REDUCTION OF NON-REVENUE WATER IN THE GREATER COLOMBO AREA		SUB PROJECT <b>MALIGAKANDA</b>	TITLE <b>OFFICE BUILDING          R/F DETAILS OF SLABS-          FIRST, SECOND &amp; THIRD FLOOR          SHEET : 1 OF 2</b>
	DESIGNED <i>[Signature]</i>	DRAWN Rn	DATE <b>JAN 2001</b>	CONTRACT No. NRW/CW
	CHECKED <i>[Signature]</i>	PM (NWS&D) NWSD <i>[Signature]</i>	DR. No. MK/OB/ST-10	
	DT. TEAM LEADER <i>[Signature]</i>	TEAM LEADER <i>[Signature]</i>		

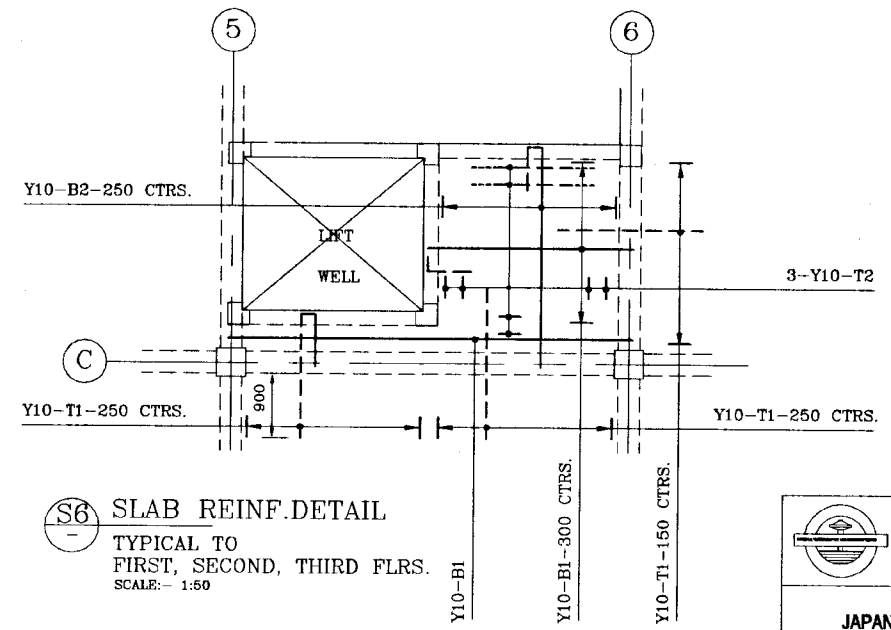
JAPAN INTERNATIONAL COOPERATION AGENCY (JICA)  
 STUDY TEAM  
 NIHON SUDO CONSULTANTS CO. LTD.,  
 TOKYO, JAPAN



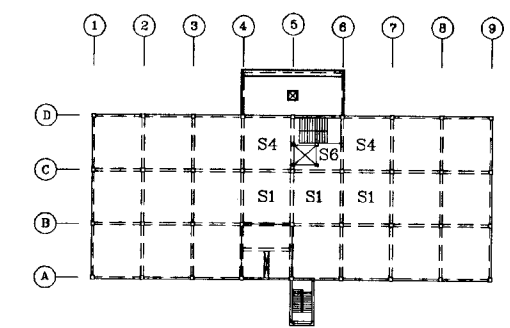
R/F DETAILS OF PORCH SLAB  
SCALE:- 1:50



1 SECTION  
SCALE:- 1:12.5



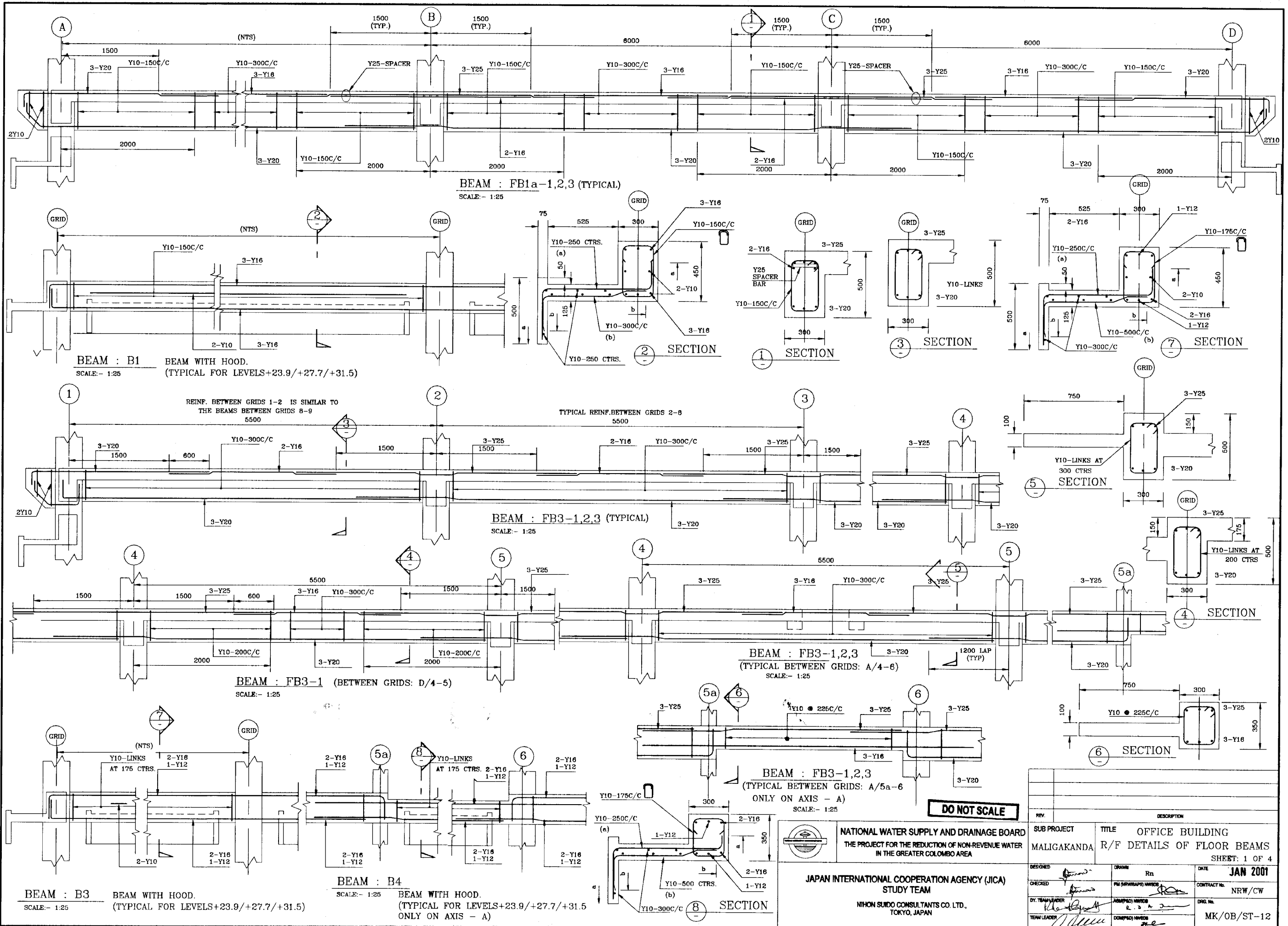
S6 SLAB REINF. DETAIL  
TYPICAL TO FIRST, SECOND, THIRD FLRS.  
SCALE:- 1:50



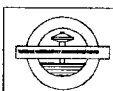
KEY PLAN  
SCALE:- N.T.S.

**DO NOT SCALE**

<p>NATIONAL WATER SUPPLY AND DRAINAGE BOARD THE PROJECT FOR THE REDUCTION OF NON-REVENUE WATER IN THE GREATER COLOMBO AREA</p>	<p>DESIGNED: <i>[Signature]</i></p>	<p>DRAWN: <i>[Signature]</i></p>	<p>DATE: <b>JAN 2001</b></p>
	<p>CHECKED: <i>[Signature]</i></p>	<p>PM (NRWS&amp;D) INCHG: <i>[Signature]</i></p>	<p>CONTRACT NO: NRW/CW</p>
<p>JAPAN INTERNATIONAL COOPERATION AGENCY (JICA) STUDY TEAM</p>	<p>DR. TEAM LEADER: <i>[Signature]</i></p>	<p>TEAM LEADER: <i>[Signature]</i></p>	<p>ORG. No: MK/OB/ST-11</p>



**DO NOT SCALE**

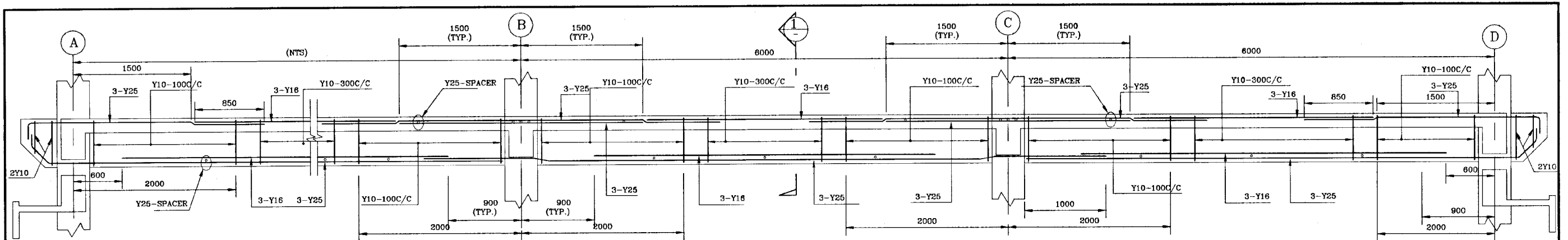


**NATIONAL WATER SUPPLY AND DRAINAGE BOARD**  
THE PROJECT FOR THE REDUCTION OF NON-REVENUE WATER IN THE GREATER COLOMBO AREA

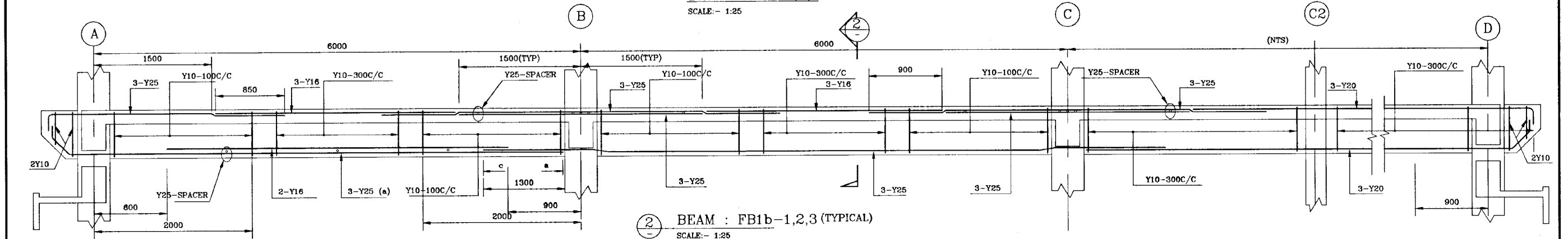
**JAPAN INTERNATIONAL COOPERATION AGENCY (JICA)**  
STUDY TEAM  
NIHON SUKIDO CONSULTANTS CO. LTD.,  
TOKYO, JAPAN

REV.	DESCRIPTION

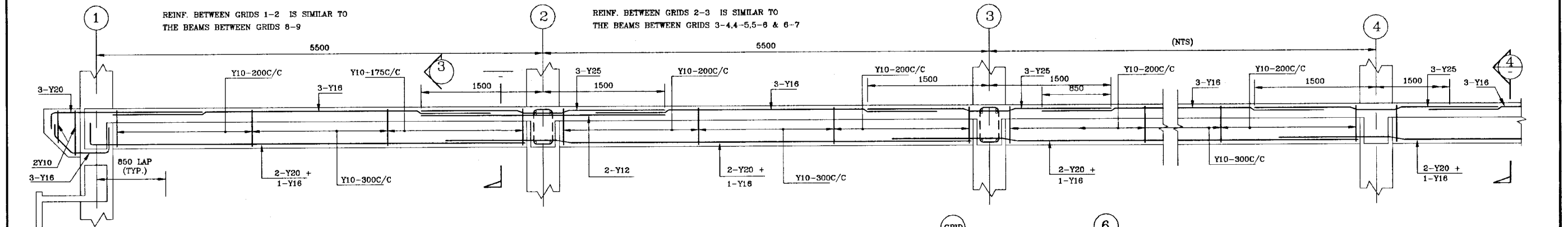
SUB PROJECT	TITLE	DATE
MALIGAKANDA	OFFICE BUILDING R/F DETAILS OF FLOOR BEAMS	JAN 2001
DESIGNED	DRAWN	CONTRACT NO.
CHECKED	Rn	NRW/CW
DR. TEAM LEADER	ADMITTED INVOICE	DRG. NO.
TEAM LEADER	DUMPED INVOICE	MK/OB/ST-12



BEAM : FB1-1,2,3 (TYPICAL)  
SCALE: - 1:25



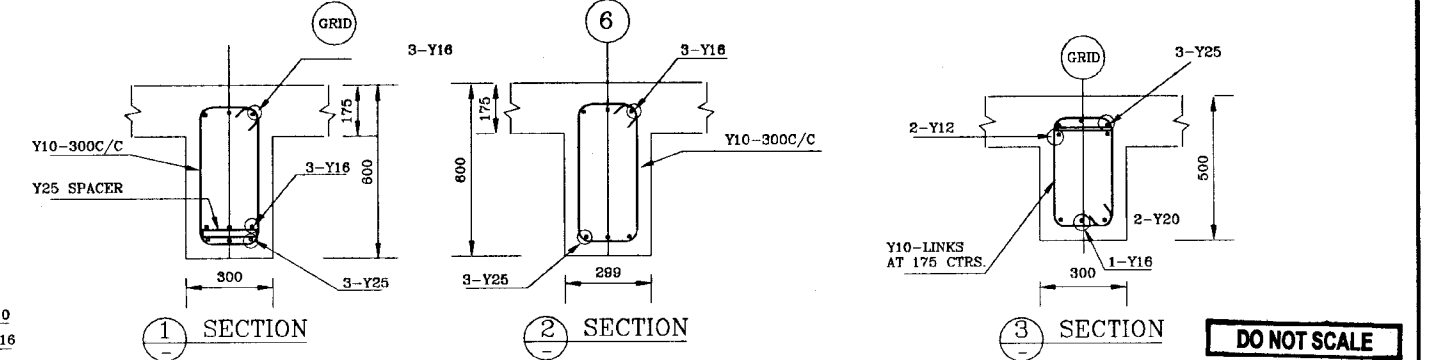
BEAM : FB1b-1,2,3 (TYPICAL)  
SCALE: - 1:25



REINF. BETWEEN GRIDS 1-2 IS SIMILAR TO THE BEAMS BETWEEN GRIDS 8-9

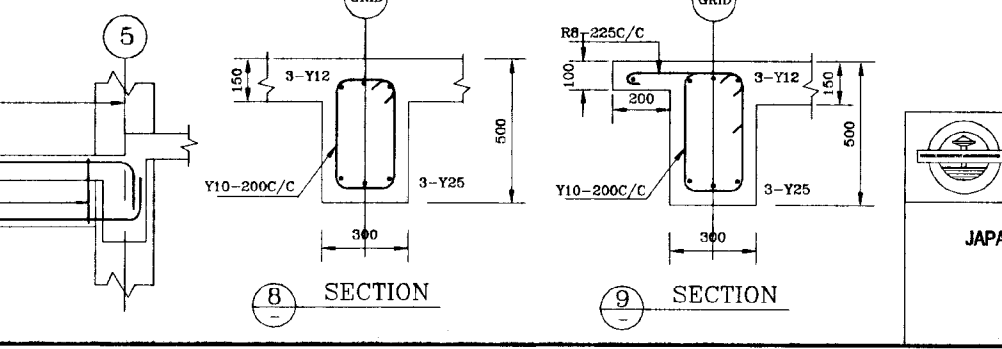
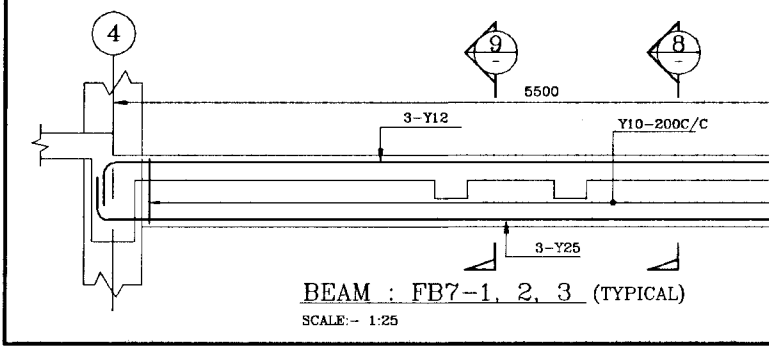
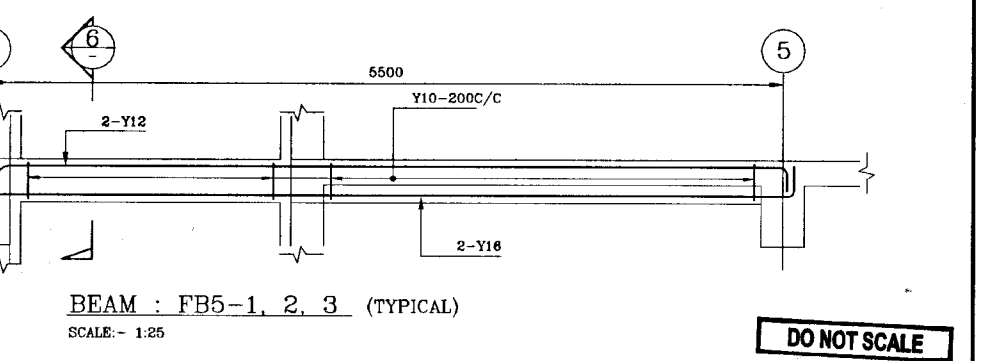
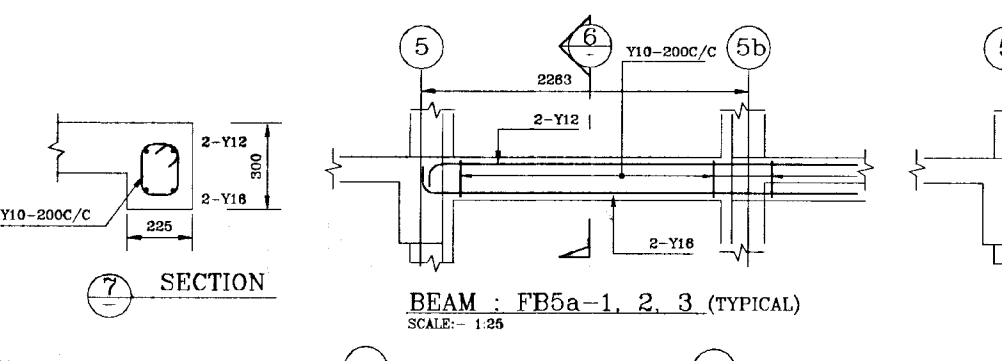
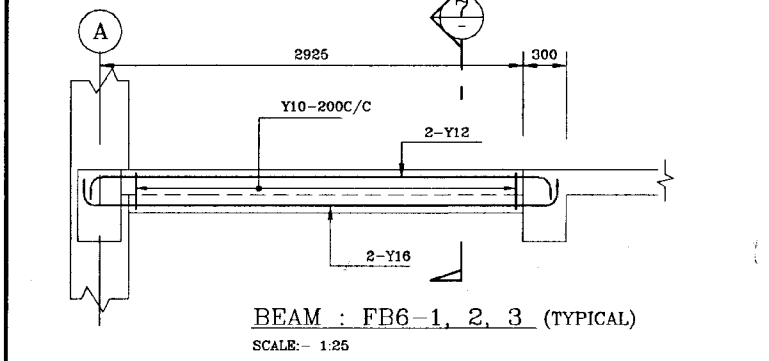
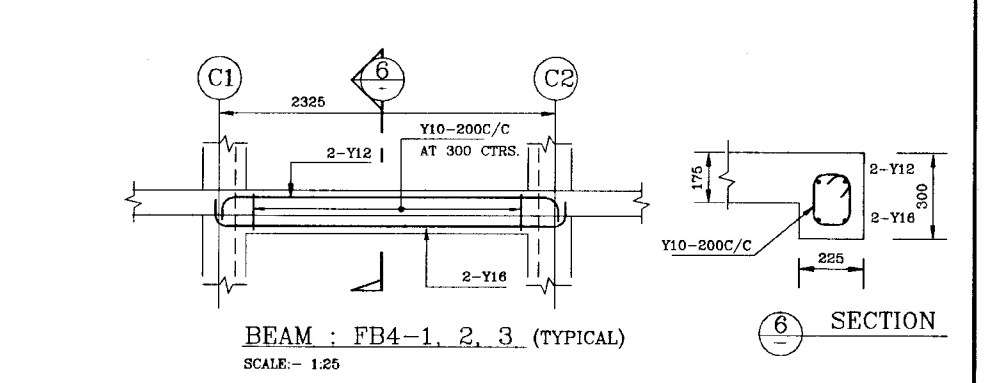
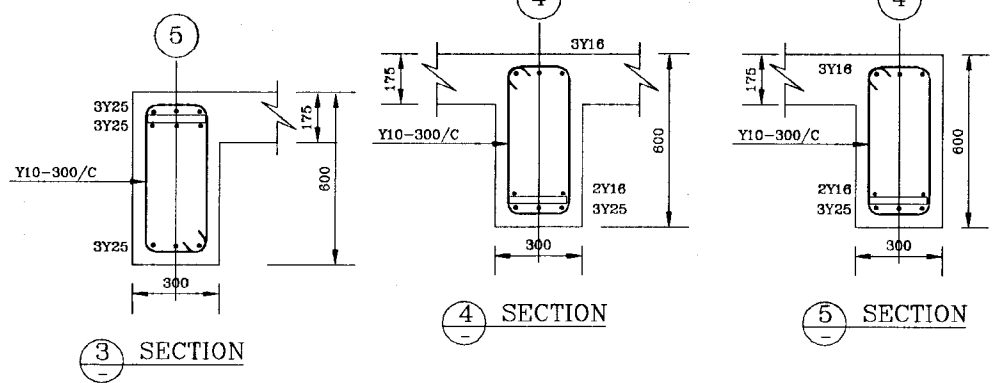
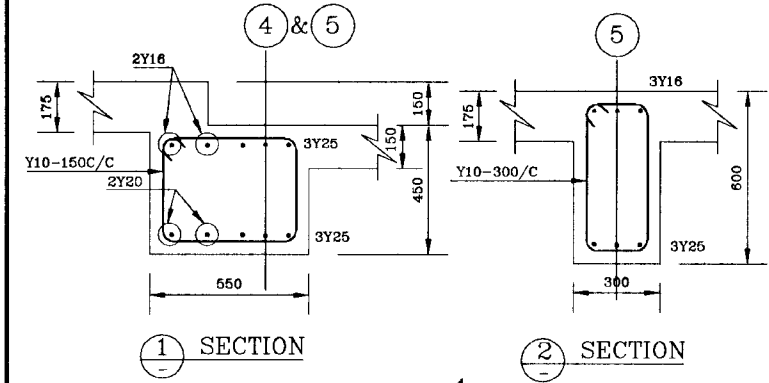
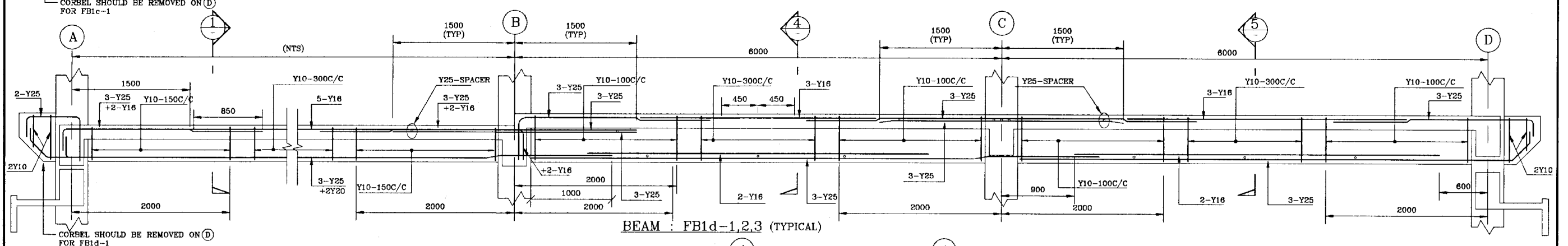
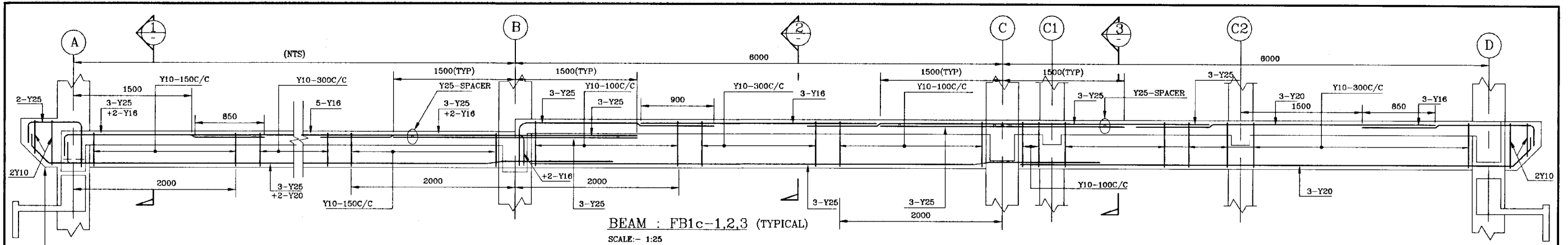
REINF. BETWEEN GRIDS 2-3 IS SIMILAR TO THE BEAMS BETWEEN GRIDS 3-4, 4-5, 5-6 & 6-7

BEAM : FB2-1,2,3  
SCALE: - 1:25



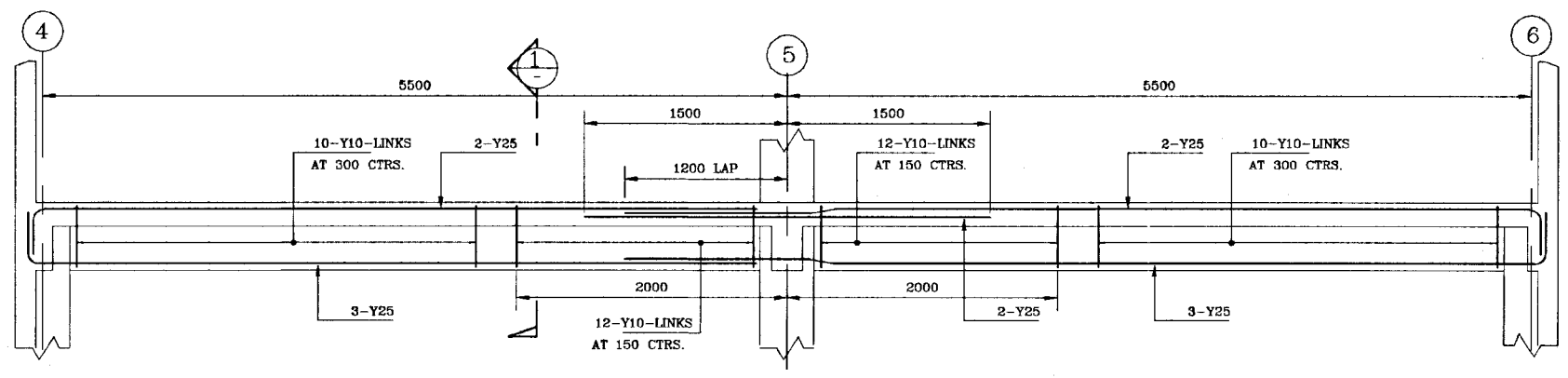
DO NOT SCALE

		<b>NATIONAL WATER SUPPLY AND DRAINAGE BOARD</b> THE PROJECT FOR THE REDUCTION OF NON-REVENUE WATER IN THE GREATER COLOMBO AREA	
<b>JAPAN INTERNATIONAL COOPERATION AGENCY (JICA)</b> STUDY TEAM NIKON SUDO CONSULTANTS CO. LTD., TOKYO, JAPAN		SUB PROJECT <b>MALIGAKANDA</b>	TITLE <b>OFFICE BUILDING R/F DETAILS OF FLOOR BEAMS</b> SHEET: 2 OF 4
DESIGNED: <i>[Signature]</i> CHECKED: <i>[Signature]</i> DT. TEAM LEADER: <i>[Signature]</i> TEAM LEADER: <i>[Signature]</i>	DRAWN: <i>[Signature]</i> PW (NRWSAP) / NWSD: <i>[Signature]</i> ADM (PW) / NWSD: <i>[Signature]</i> DCM (PW) / NWSD: <i>[Signature]</i>	DATE <b>JAN 2001</b>	CONTRACT NO. <b>NRW/CW</b> DRG. NO. <b>MK/OB/ST-13</b>

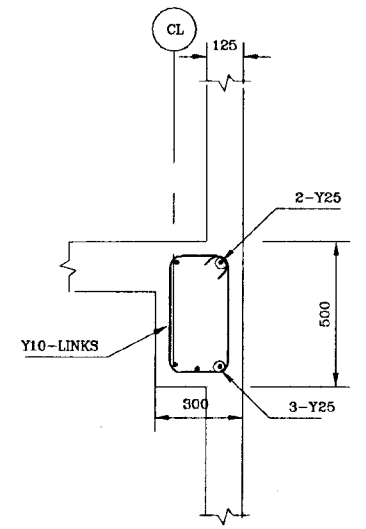


**DO NOT SCALE**

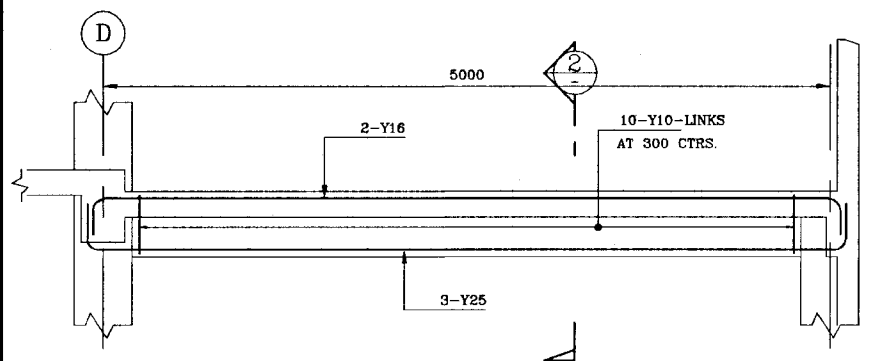
		SUB PROJECT <b>MALIGAKANDA</b>		TITLE <b>OFFICE BUILDING</b>	
NATIONAL WATER SUPPLY AND DRAINAGE BOARD THE PROJECT FOR THE REDUCTION OF NON-REVENUE WATER IN THE GREATER COLOMBO AREA		SHEET: 3 OF 4		DATE <b>JAN 2001</b>	
DESIGNED 	DRAWN Rtn	CHECKED 	APPROVED INSDR 	CONTRACT NO. NRW/CW	DIV. IN-CHARGE R.O. & J.
JAPAN INTERNATIONAL COOPERATION AGENCY (JICA) STUDY TEAM			DIV. NO. MK/OB/ST-14		TEAM LEADER 
NIHON SUDO CONSULTANTS CO. LTD., TOKYO, JAPAN					



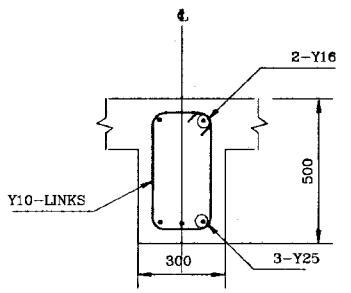
BEAM : FB8-1  
SCALE:- 1:25



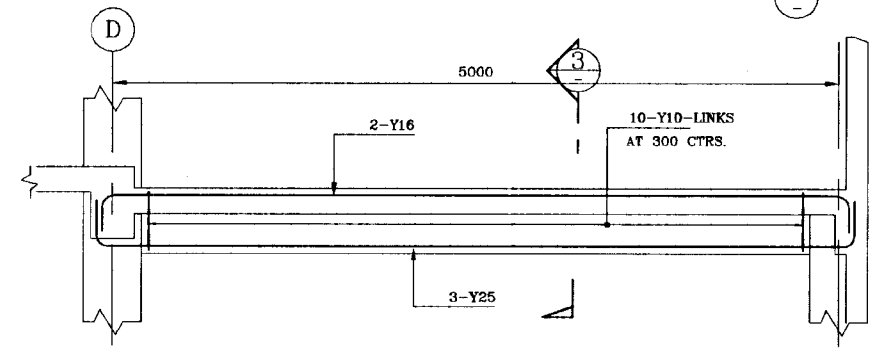
SECTION 1



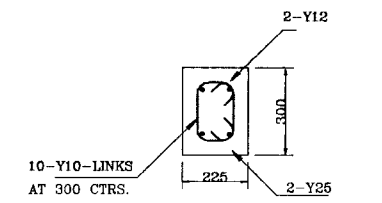
BEAM : FB10-1  
SCALE:- 1:25



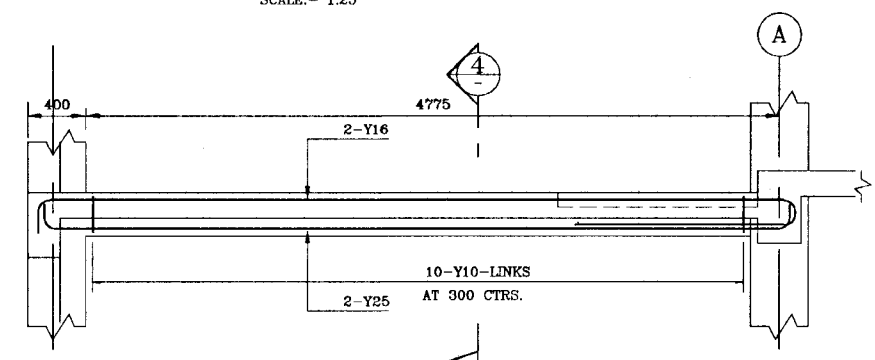
SECTION 2



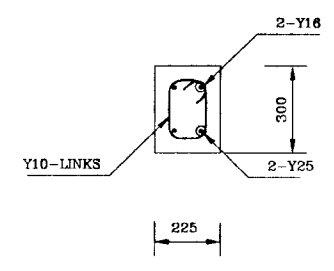
BEAM : FB11-1  
SCALE:- 1:25



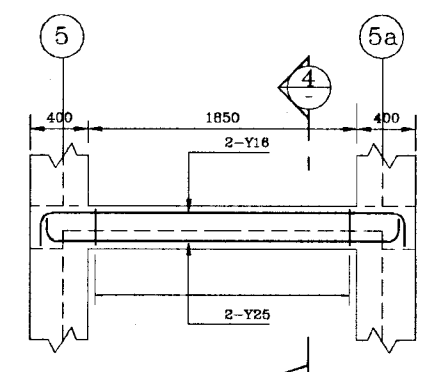
BEAM : GF-B3  
SCALE:- 1:25



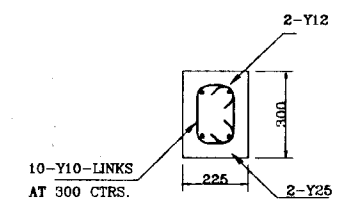
BEAM : FB9-1,2,3  
SCALE:- 1:25



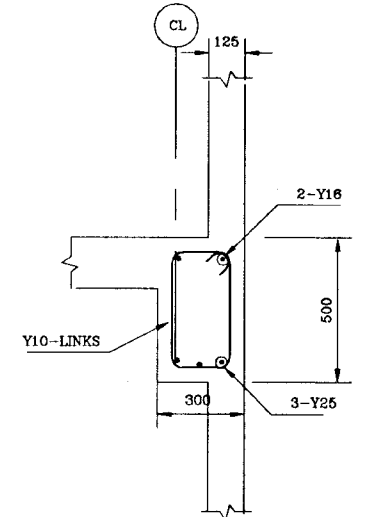
SECTION 4



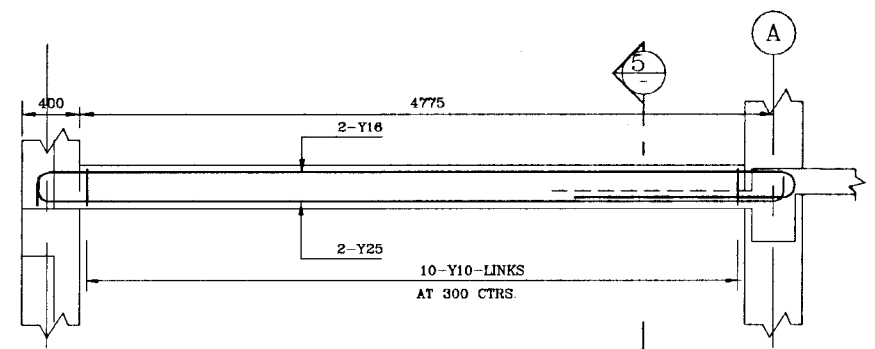
BEAM : FB9a-1,2,3  
SCALE:- 1:25



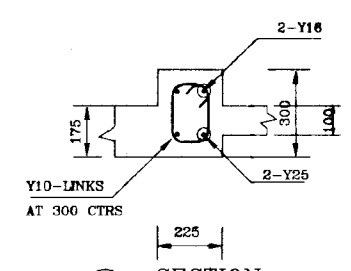
BEAM : FB12-1,2,3  
SCALE:- 1:25



SECTION 3



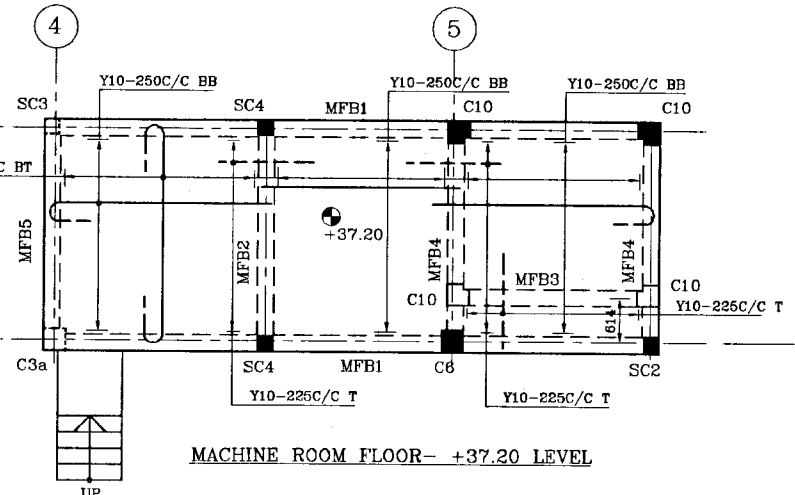
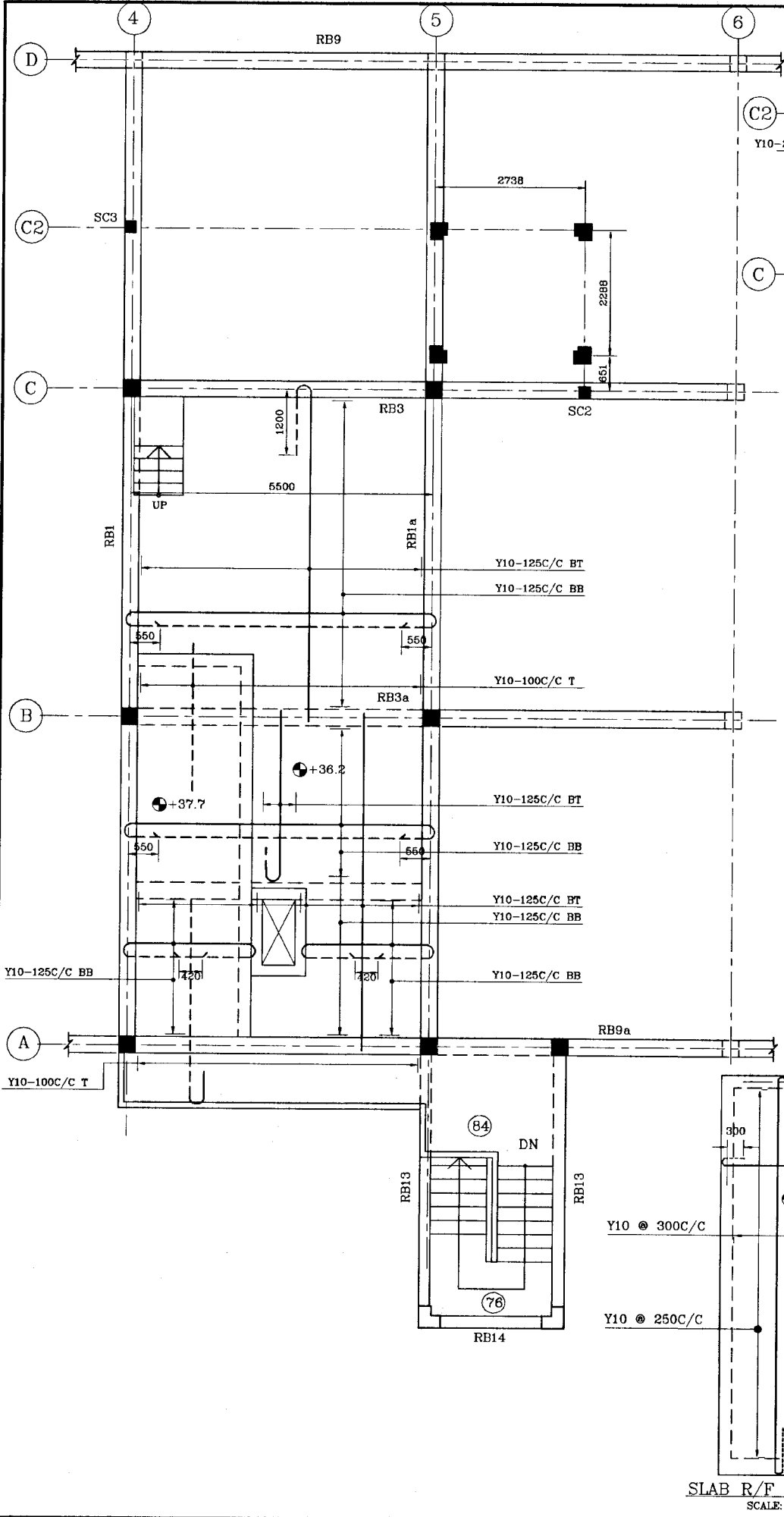
BEAM : FB9-1 (UP STAND BEAM)  
SCALE:- 1:25



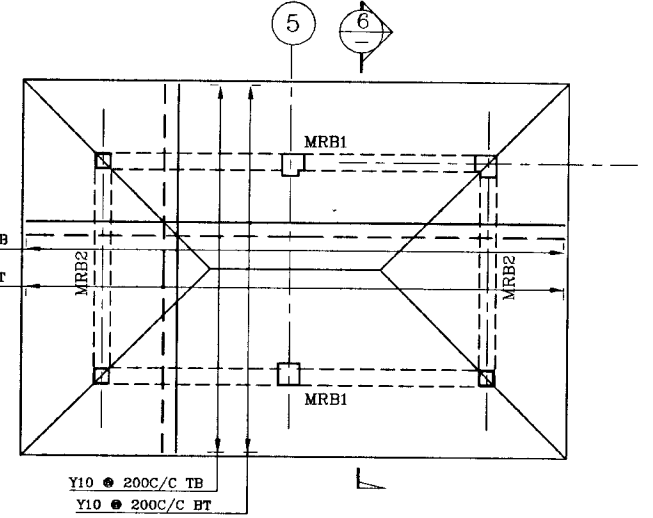
SECTION 5

**DO NOT SCALE**

	<b>NATIONAL WATER SUPPLY AND DRAINAGE BOARD</b> THE PROJECT FOR THE REDUCTION OF NON-REVENUE WATER IN THE GREATER COLOMBO AREA		SUB PROJECT <b>MALIGAKANDA</b>	TITLE <b>OFFICE BUILDING</b> <b>R/F DETAILS OF FLOOR BEAMS</b> SHEET: 4 OF 4
	<b>JAPAN INTERNATIONAL COOPERATION AGENCY (JICA)</b> STUDY TEAM NIHON SUIDO CONSULTANTS CO. LTD., TOKYO, JAPAN		DESIGNED: <i>[Signature]</i> CHECKED: <i>[Signature]</i> DV. TEAM LEADER: <i>[Signature]</i> TEAM LEADER: <i>[Signature]</i>	DATE <b>JAN 2001</b> CONTRACT No. NRW/CW DRG. No. MK/OB/ST-15

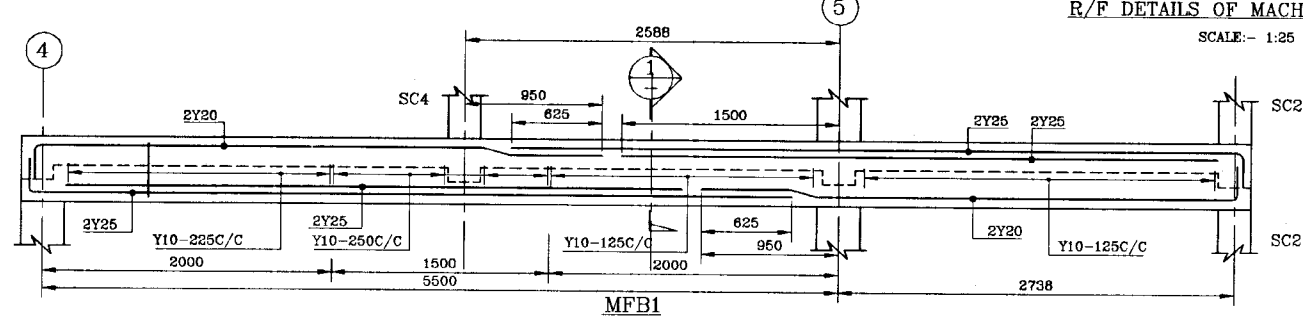


MACHINE ROOM FLOOR- +37.20 LEVEL

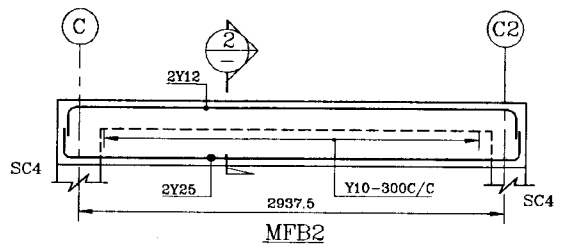


R/F DETAILS OF MACHINE ROOM ROOF

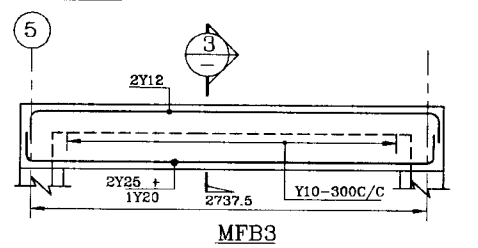
SCALE:- 1:25



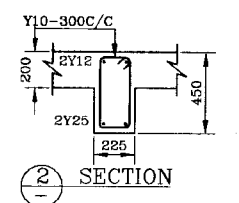
SECTION 1



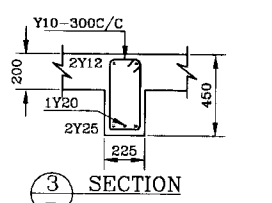
SECTION 2



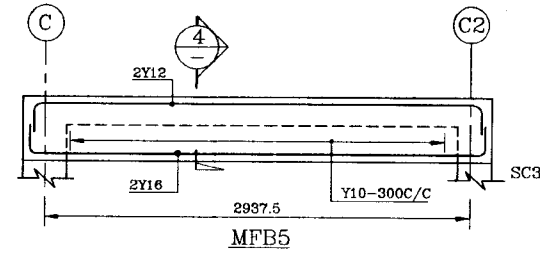
SECTION 3



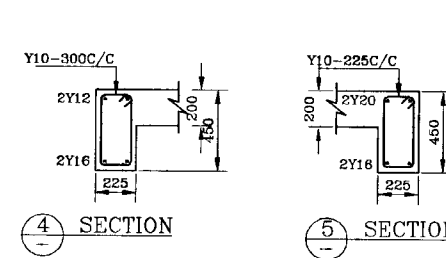
SECTION 4



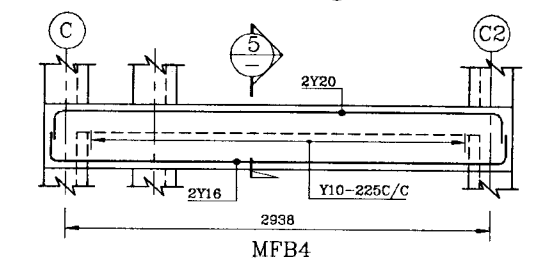
SECTION 5



SECTION 4



SECTION 5

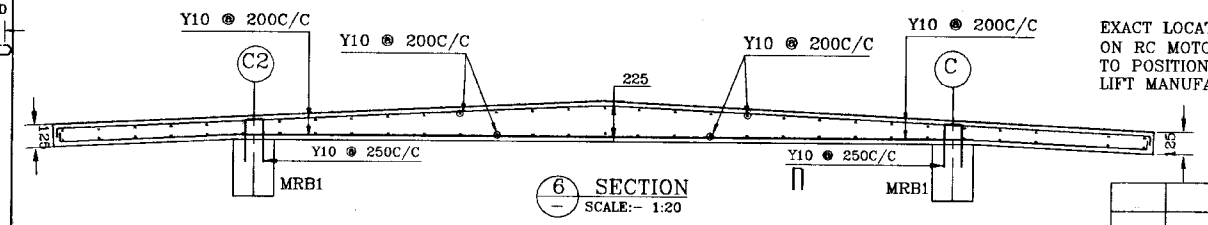


SECTION 5

NOTE

EXACT LOCATION OF LIFTING HOOK 3500Kg-LIFTING CAPACITY ON RC MOTOR ROOM ROOF SLAB AT +39.30 (SLAB BOTTOM) TO POSITION THE LIFT MOTOR TO BE DECIDED TO SUIT THE LIFT MANUFACTURER.

DO NOT SCALE



SECTION 6

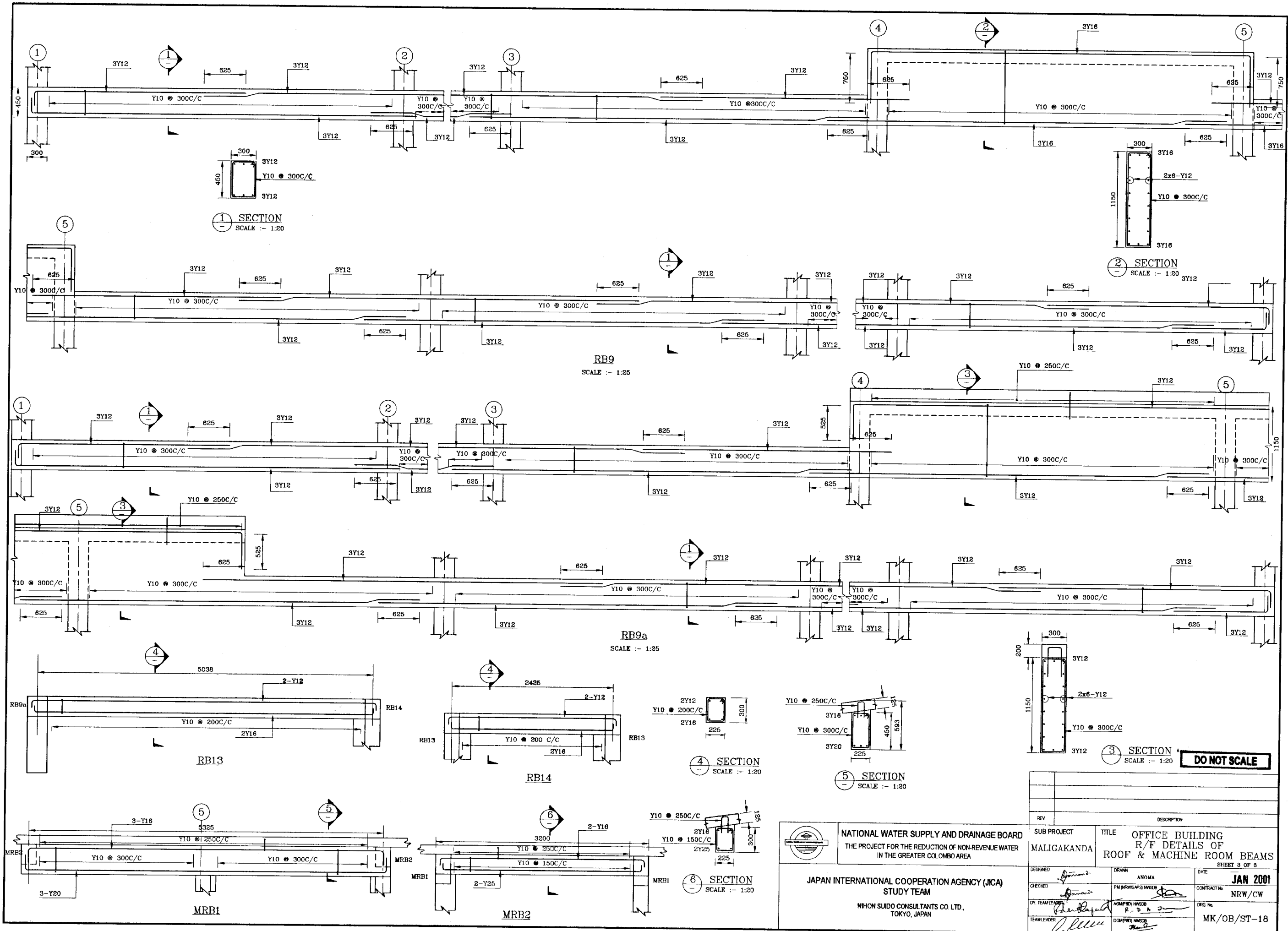
SCALE:- 1:20

SLAB R/F AT +37.7 LEVEL  
SCALE:- 1:50

		NATIONAL WATER SUPPLY AND DRAINAGE BOARD THE PROJECT FOR THE REDUCTION OF NON-REVENUE WATER IN THE GREATER COLOMBO AREA		SUB PROJECT MALIGAKANDA		TITLE OFFICE BUILDING- R/F DETAILS OF ROOF & MACHINE ROOM SLAB AND BEAMS SHEET 1 OF 2	
JAPAN INTERNATIONAL COOPERATION AGENCY (JICA) STUDY TEAM		NHOH SUIDO CONSULTANTS CO. LTD. TOKYO, JAPAN		DESIGNED: [Signature] CHECKED: [Signature] BY TEAM LEADER: [Signature]		DRAWN: RUKMANI [Signature] PM APPROVED: [Signature] R.D. [Signature]	
				DATE <b>JAN 2001</b>		CONTRACT NO. NRW/CW	
				DRG. NO. MK/OB/ST-16			

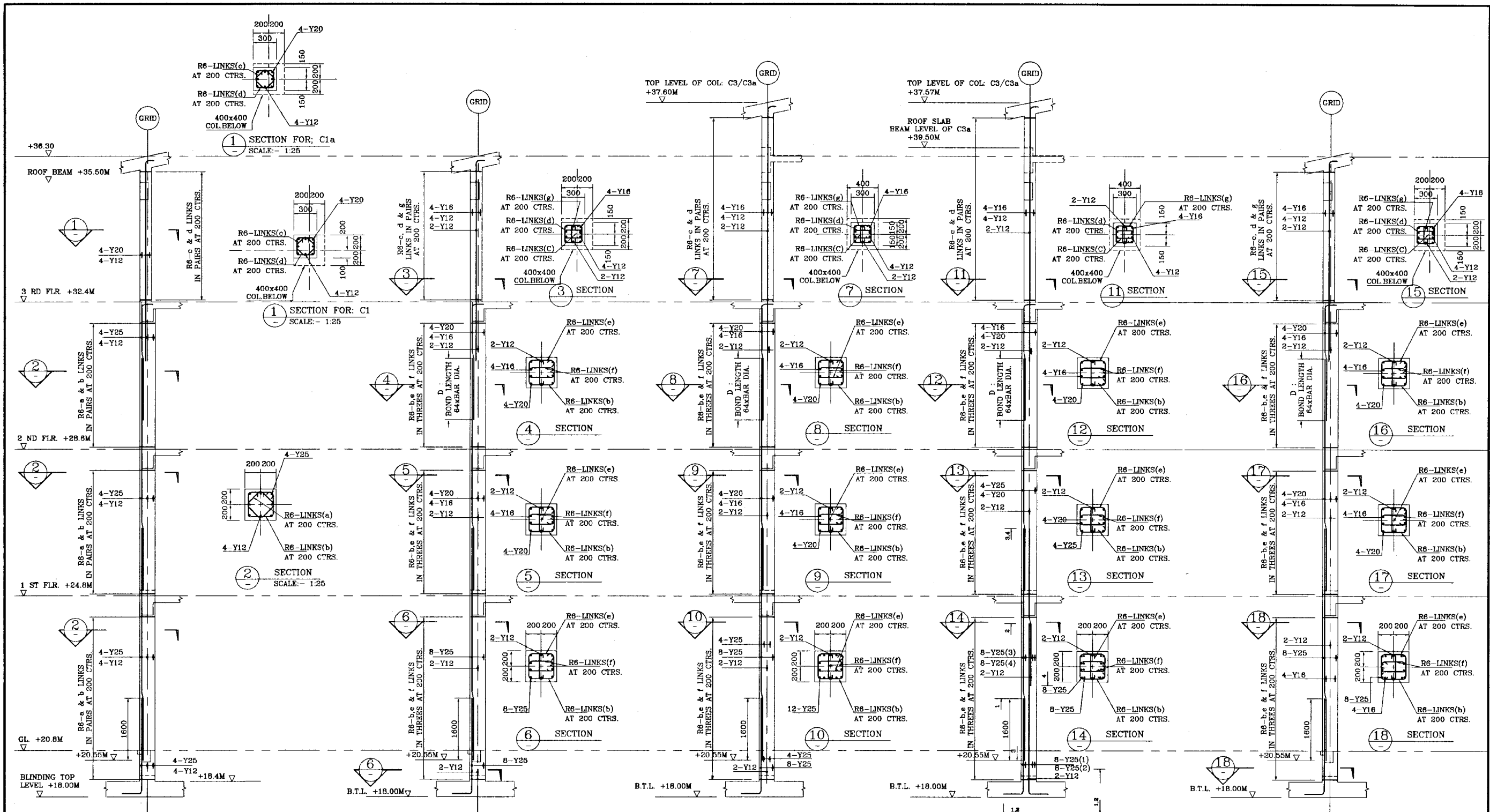






**DO NOT SCALE**

	<b>NATIONAL WATER SUPPLY AND DRAINAGE BOARD</b> THE PROJECT FOR THE REDUCTION OF NON-REVENUE WATER IN THE GREATER COLOMBO AREA		SUB PROJECT <b>MALIGAKANDA</b>	TITLE <b>OFFICE BUILDING          R/F DETAILS OF          ROOF &amp; MACHINE ROOM BEAMS</b> SHEET 3 OF 3	DATE <b>JAN 2001</b>
	JAPAN INTERNATIONAL COOPERATION AGENCY (JICA) STUDY TEAM NIHON SUDO CONSULTANTS CO. LTD., TOKYO, JAPAN		DESIGNED <i>[Signature]</i>	DRAWN ANOMA	CONTRACT NO. NRW/CW
		CHECKED <i>[Signature]</i>	DV. TEAM LEADER <i>[Signature]</i>	AGAMPDI NWSB R. D. A.	DRG. NO. MK/OB/ST-18
		TEAM LEADER <i>[Signature]</i>	DAMPDI NWSB <i>[Signature]</i>		



COLUMN: C1, C1a  
(8 NOs.)  
SCALE: 1:50

COLUMN: C2  
(14 NOs.)  
SCALE: 1:50


COLUMN: C3, C3a  
(12 NOs.)  
SCALE: 1:50

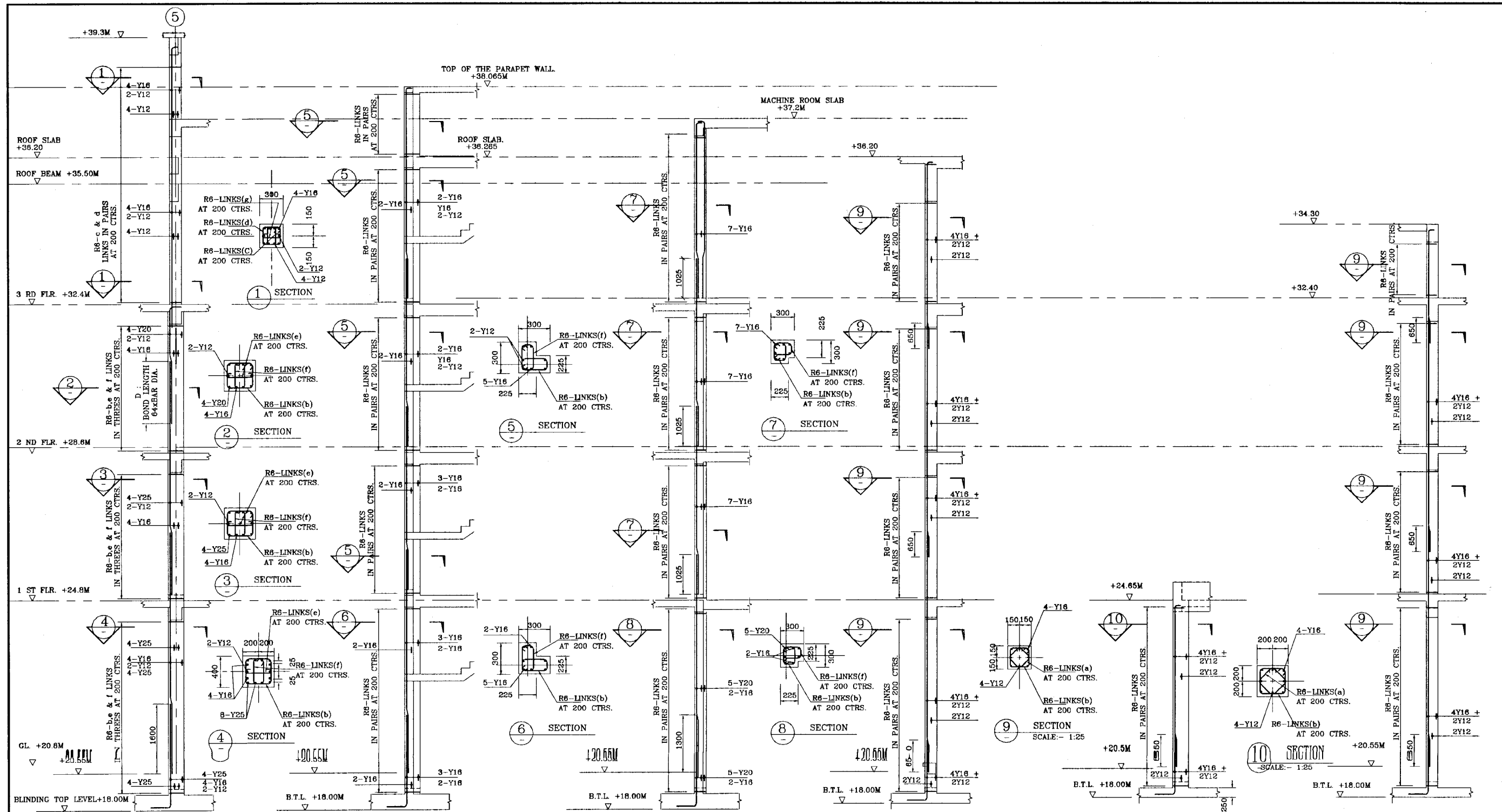
COLUMN: C4  
(1 NO.)  
SCALE: 1:50

COLUMN: C11  
(1 NOs.)  
SCALE: 1:50

**DO NOT SCALE**

NOTE:-  
THE BEAMS WITH RC HOOD ARE NOT SHOWN.

 <p>NATIONAL WATER SUPPLY AND DRAINAGE BOARD THE PROJECT FOR THE REDUCTION OF NON-REVENUE WATER IN THE GREATER COLOMBO AREA</p>	<p>SUB PROJECT MALIGAKANDA</p>	<p>TITLE OFFICE BUILDING R/F DETAILS OF COLUMNS SHEET 1 OF 2</p>
	<p>DESIGNED CHECKED BY TEAM LEADER TEAM LEADER</p>	<p>DATE JAN 2001</p> <p>CONTRACT NO. NRW/CW</p> <p>DRG. NO. MK/OB/ST-19</p>



COLUMN: C6  
(1 NO.)  
SCALE: 1:50

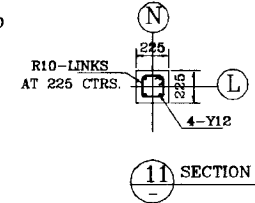
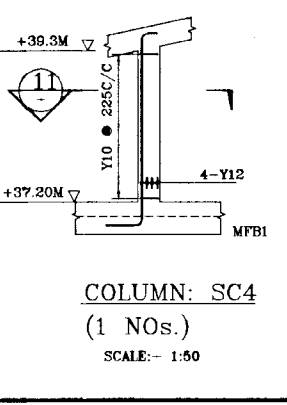
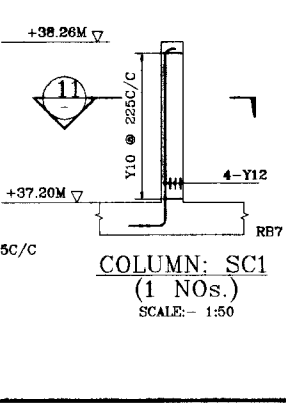
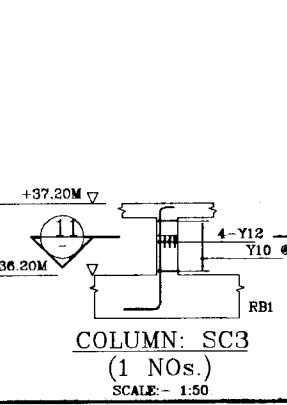
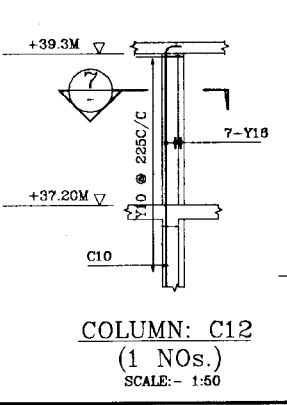
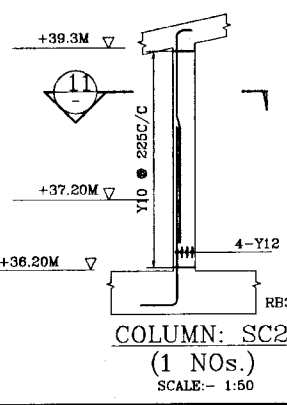
COLUMN: C8  
(2 NOs.)  
SCALE: 1:50

COLUMN: C10  
(4 NOs.)  
SCALE: 1:50

COLUMN: C7  
(1 NO.)  
SCALE: 1:50

COLUMN: C9  
(3 NO.)  
SCALE: 1:50

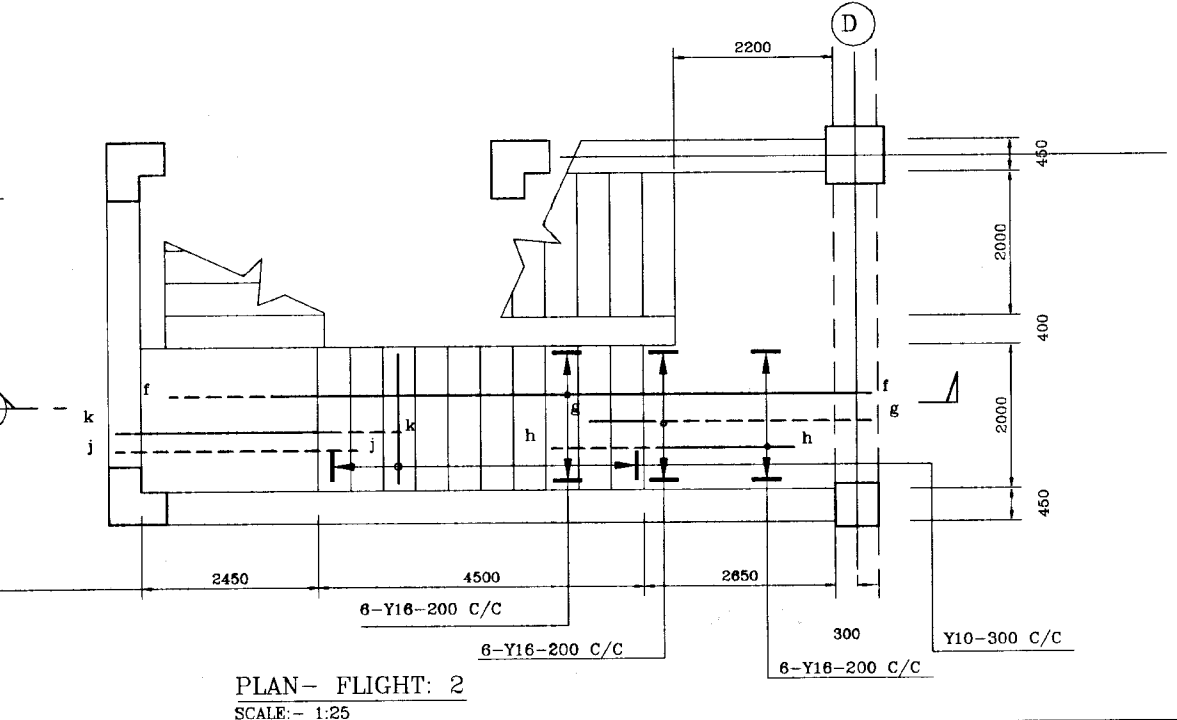
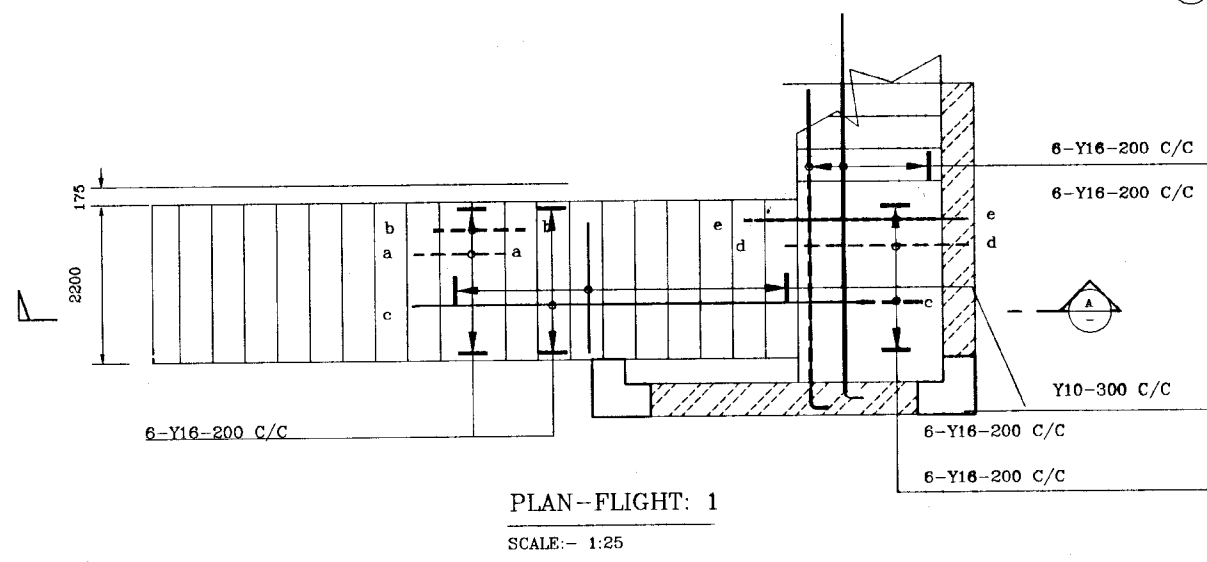
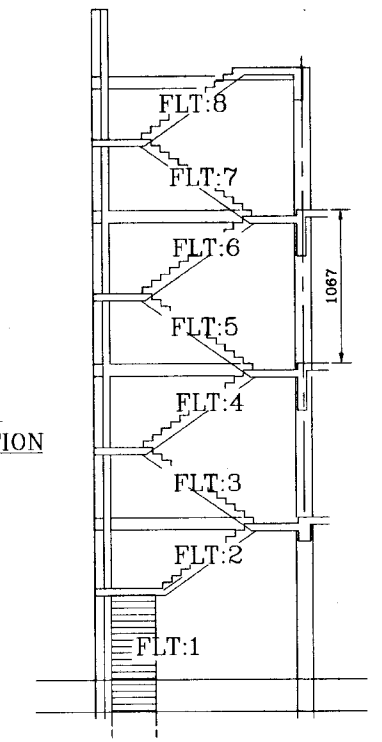
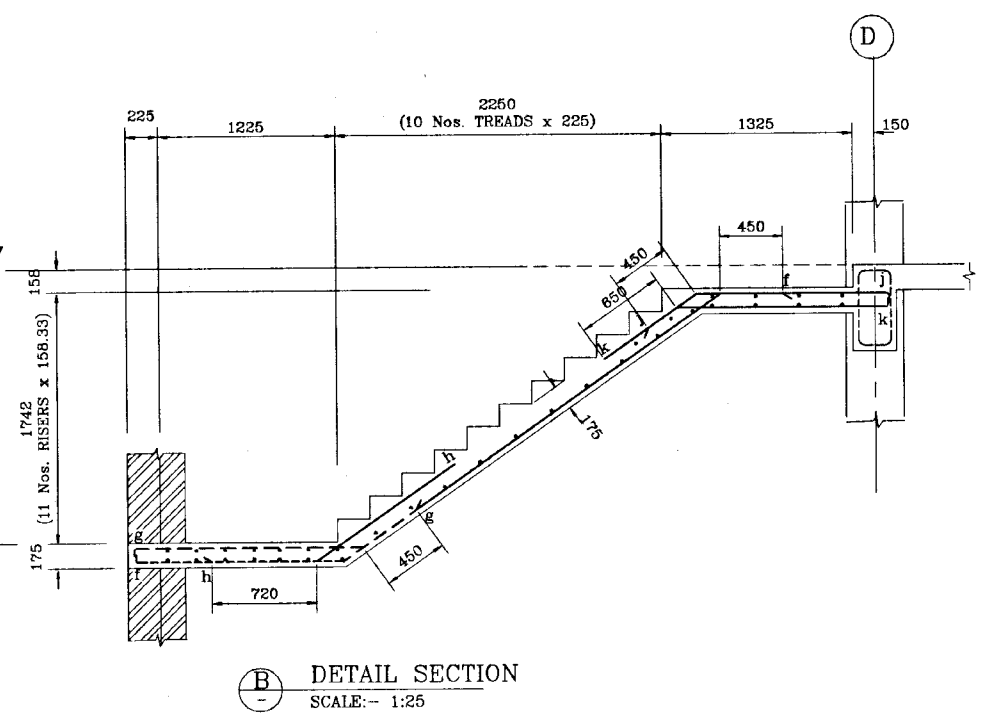
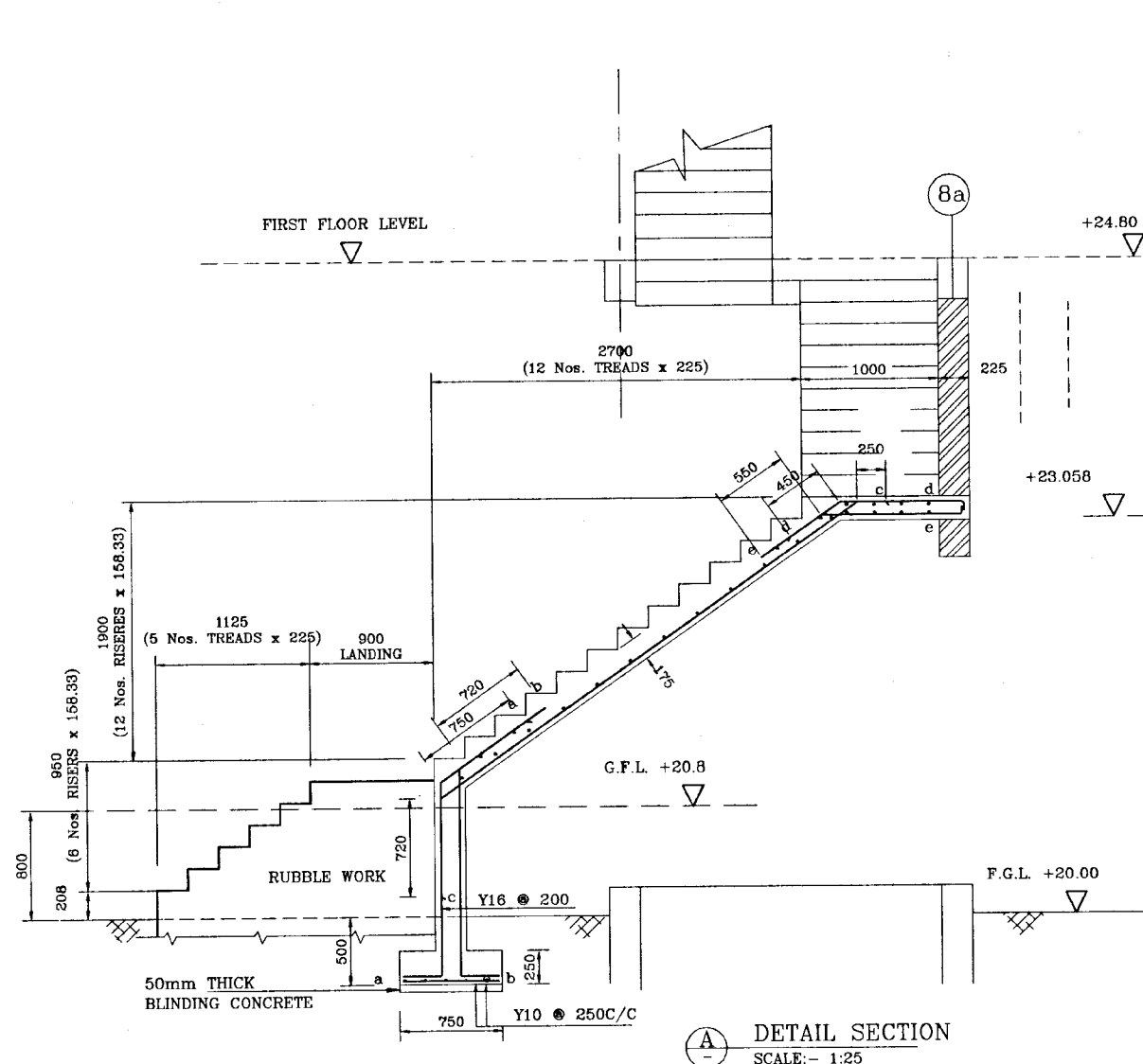
COLUMN: C5  
(1 NO.)  
SCALE: 1:50



**DO NOT SCALE**

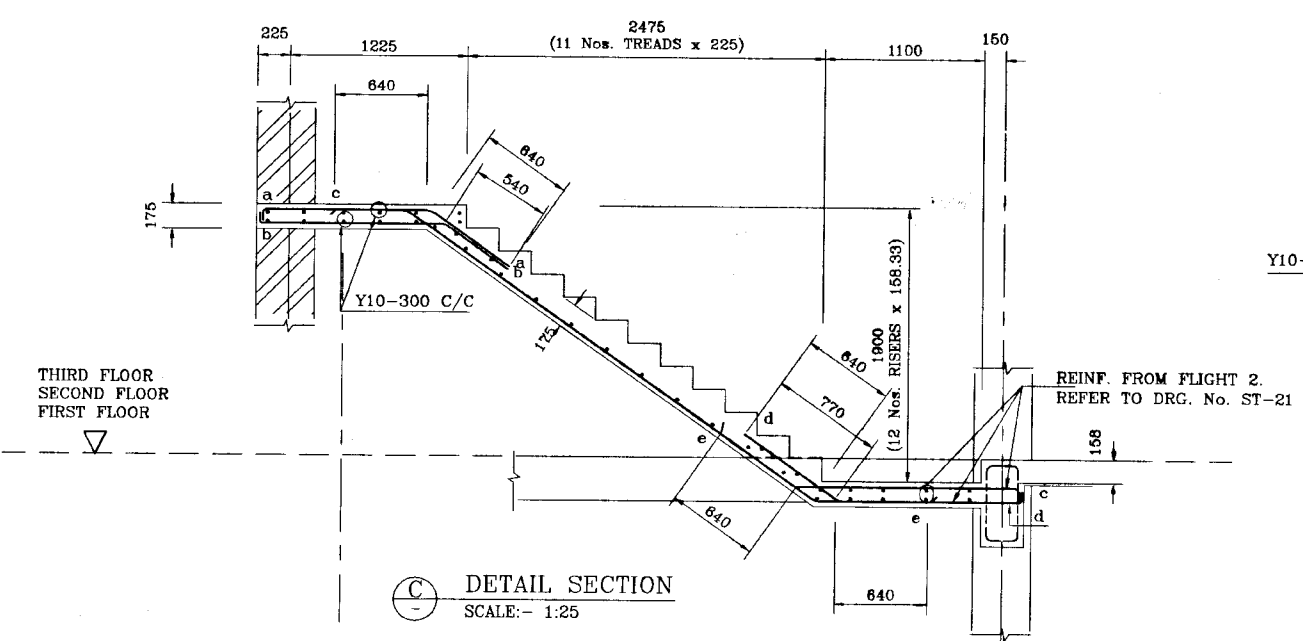
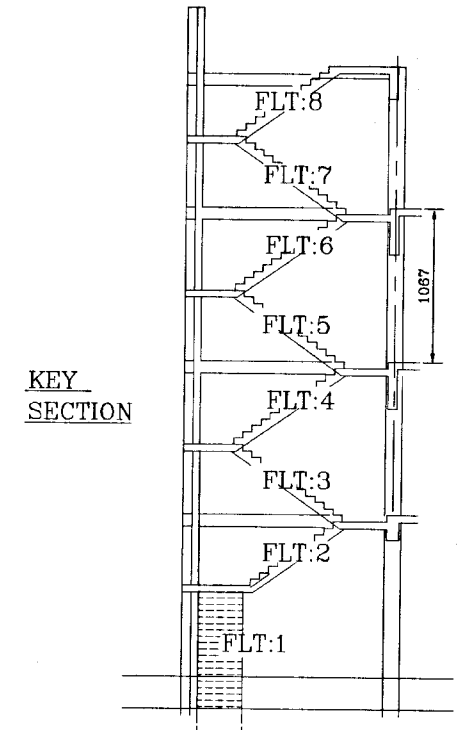
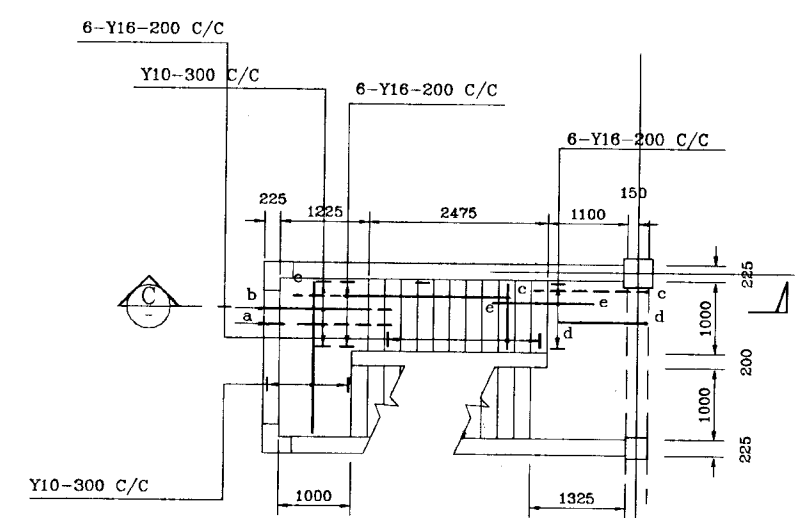
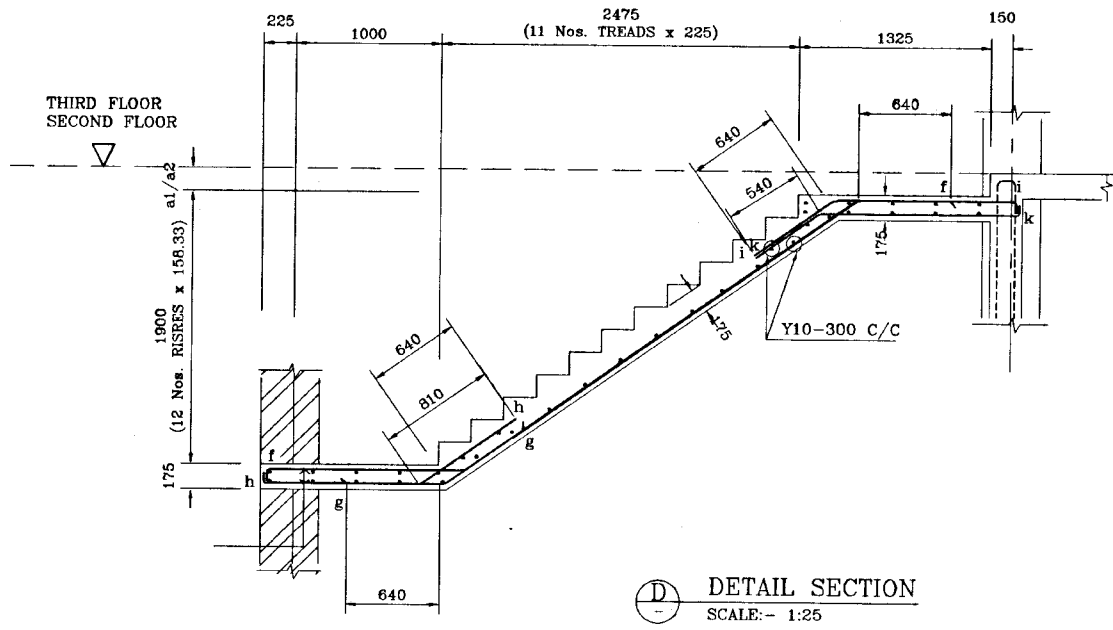
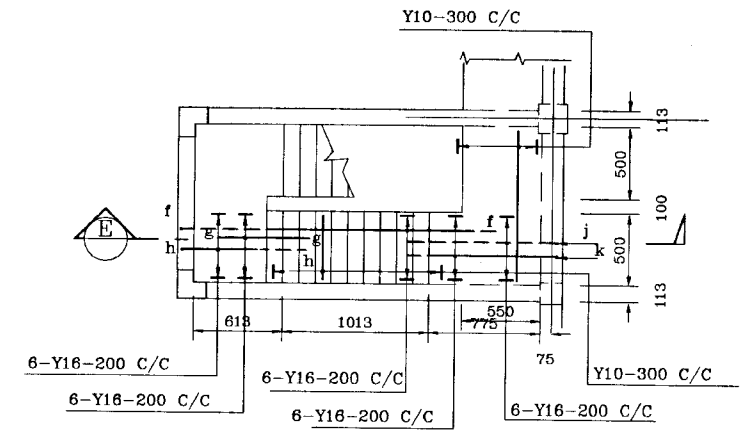
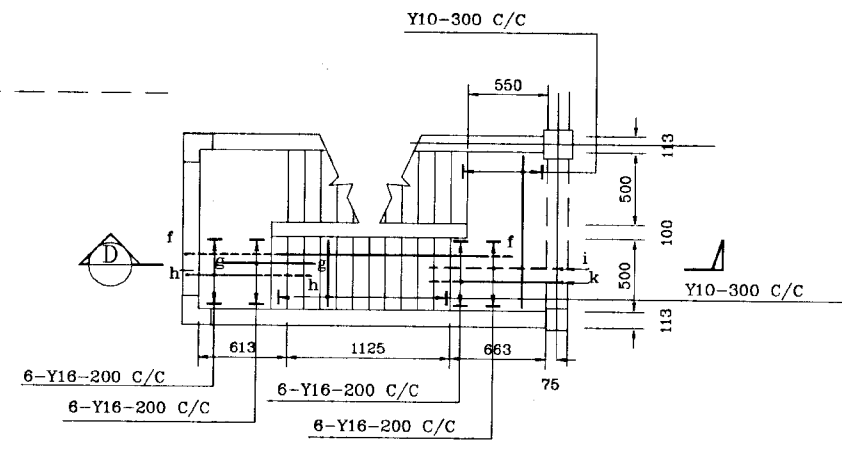
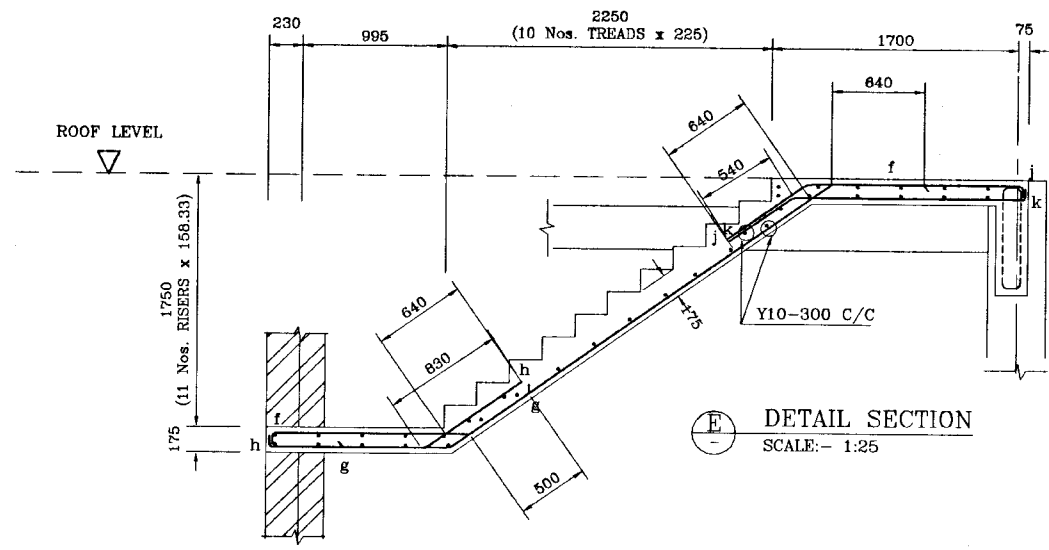
<p>NATIONAL WATER SUPPLY AND DRAINAGE BOARD THE PROJECT FOR THE REDUCTION OF NON-REVENUE WATER IN THE GREATER COLOMBO AREA</p>	SUB PROJECT		TITLE	
	MALIGARANDA		OFFICE BUILDING R/F DETAILS OF COLUMNS	
DESIGNED		DRAWN		DATE
CHECKED		Rtn		JAN 2001
BY TEAM LEADER		CONTRACT NO.		NRW/CW
TEAM LEADER		DRG. No.		MK/OB/ST-20
<p>JAPAN INTERNATIONAL COOPERATION AGENCY (JICA) STUDY TEAM NIHON SUDO CONSULTANTS CO. LTD., TOKYO, JAPAN</p>				

NOTE:-NOMINAL R/F OF Y10@300C/C FOR TOP R/F NOT SHOWN FOR CLARITY

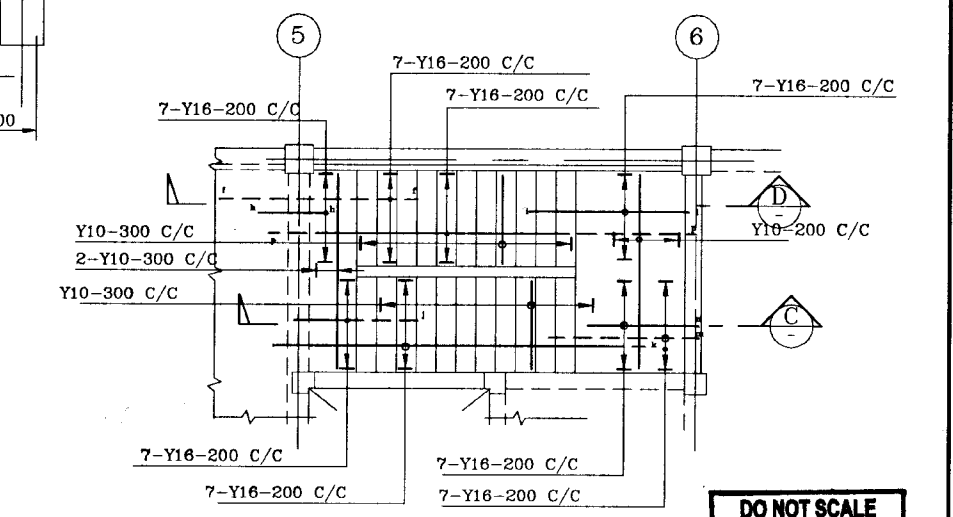
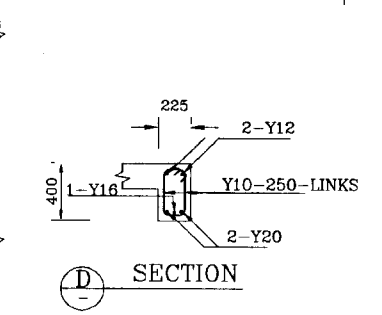
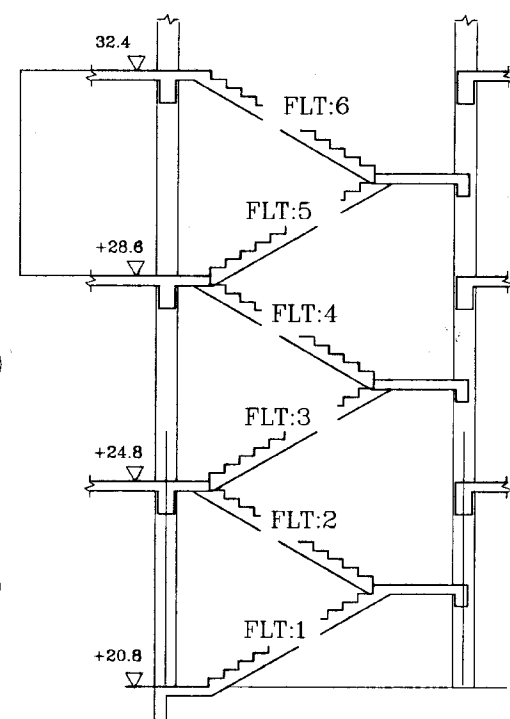
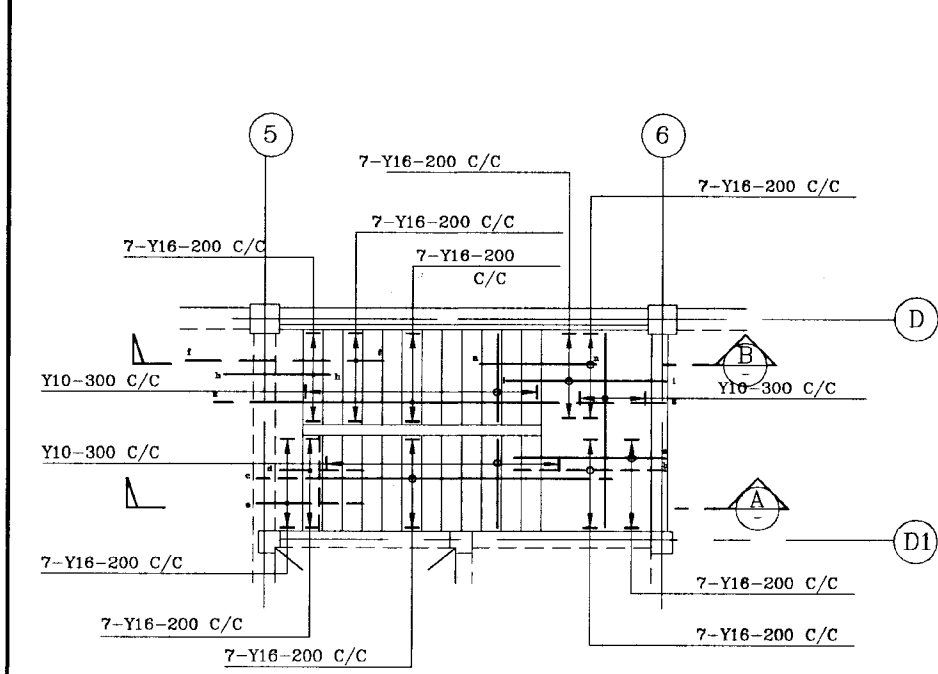
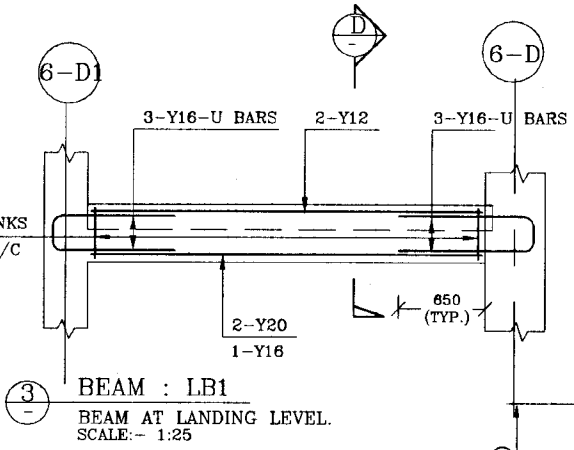
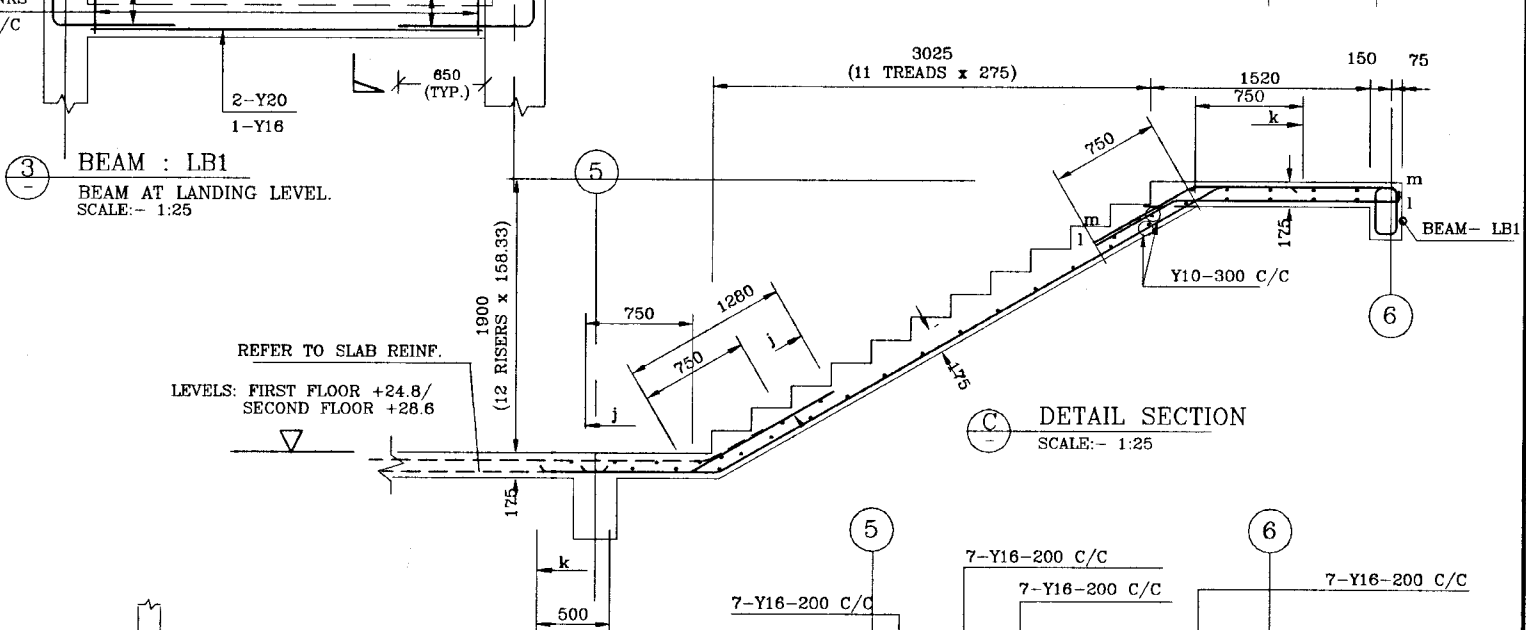
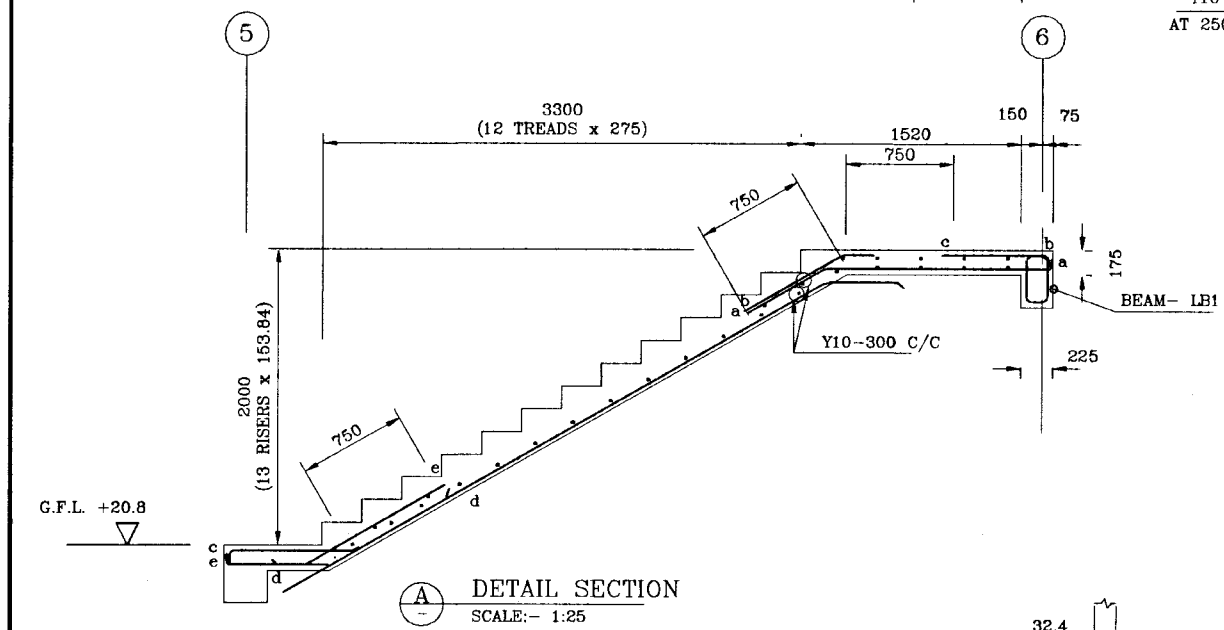
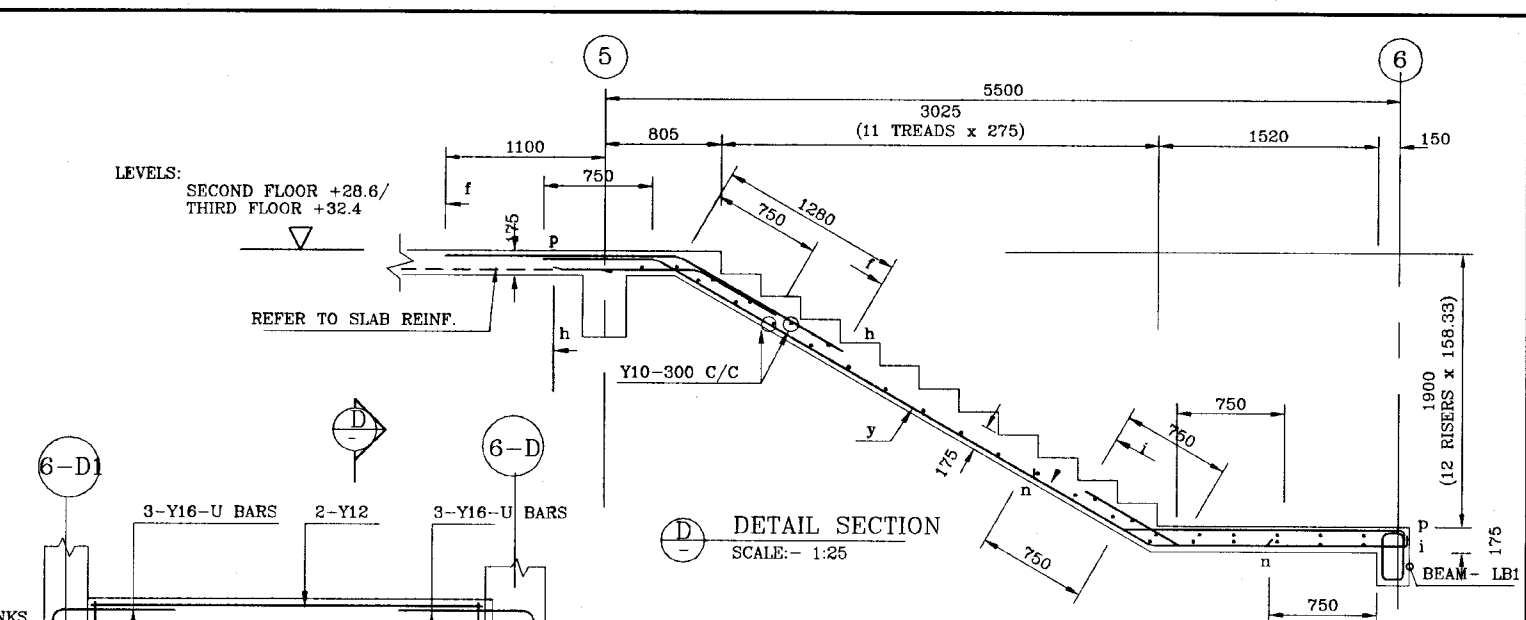
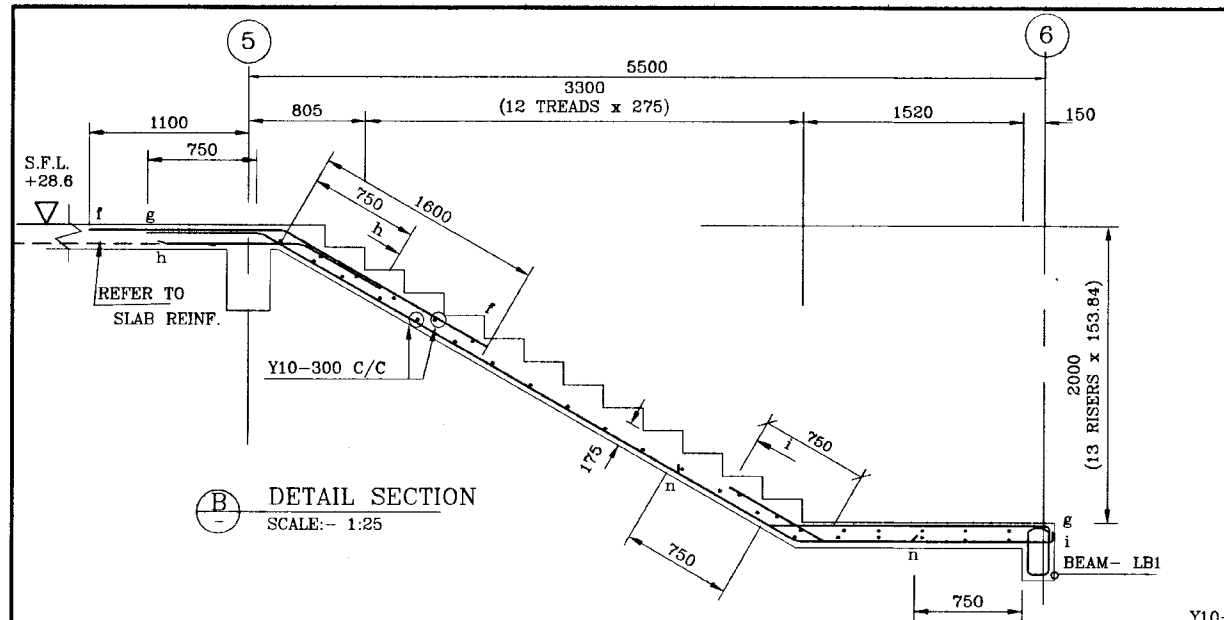


DO NOT SCALE

<p>NATIONAL WATER SUPPLY AND DRAINAGE BOARD THE PROJECT FOR THE REDUCTION OF NON-REVENUE WATER IN THE GREATER COLOMBO AREA</p> <p>JAPAN INTERNATIONAL COOPERATION AGENCY (JICA) STUDY TEAM</p> <p>NIHON SUIDO CONSULTANTS CO. LTD., TOKYO, JAPAN</p>	<p>SUB PROJECT MALIGAKANDA</p>	<p>TITLE OFFICE BUILDING R/F DETAILS OF FIRE STAIRCASE</p>	<p>DATE JAN 2001</p>
	<p>DESIGNED <i>[Signature]</i></p>	<p>DRAWN Rn</p>	<p>CONTRACT No. NRW/CW</p>
	<p>CHECKED <i>[Signature]</i></p>	<p>PAI (NEWS/APS) NUMBER <i>[Signature]</i></p>	<p>DWG. No. MK/OB/ST-21</p>
	<p>DR. TEAM LEADER <i>[Signature]</i></p>	<p>APPROVED NUMBER R. D. A. J.</p>	
<p>TEAM LEADER <i>[Signature]</i></p>	<p>COMPILED NUMBER <i>[Signature]</i></p>		

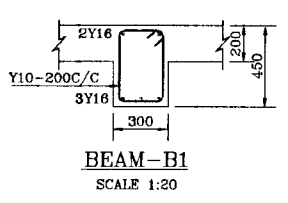
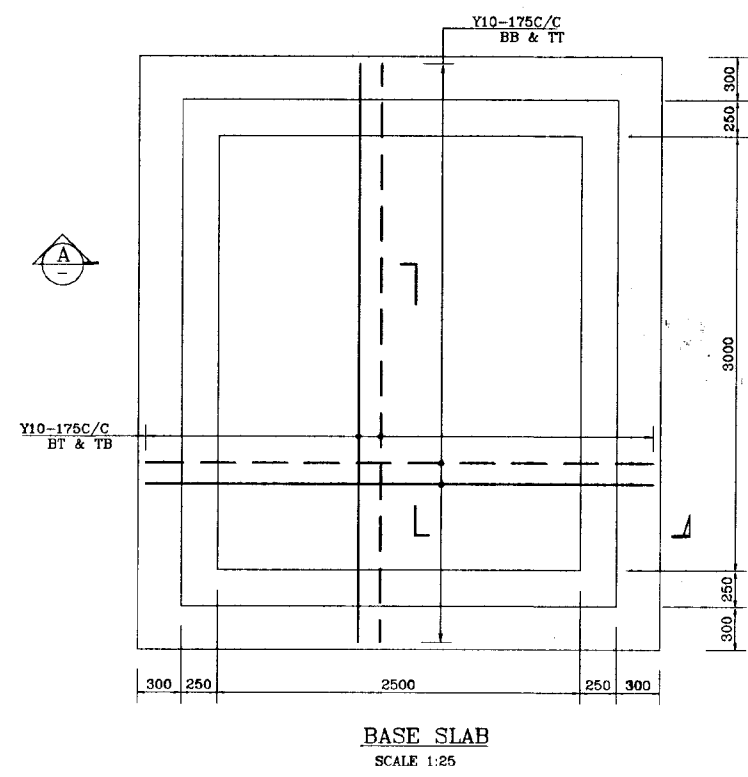
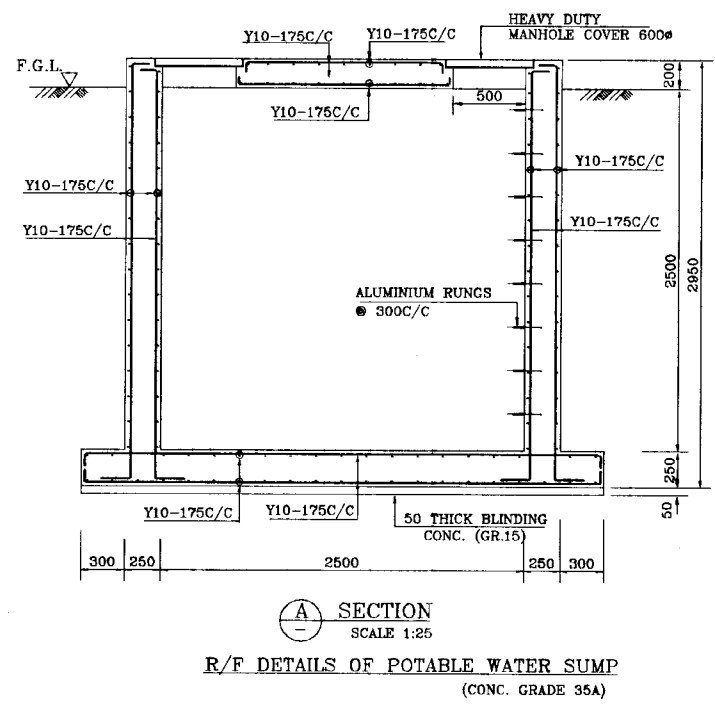
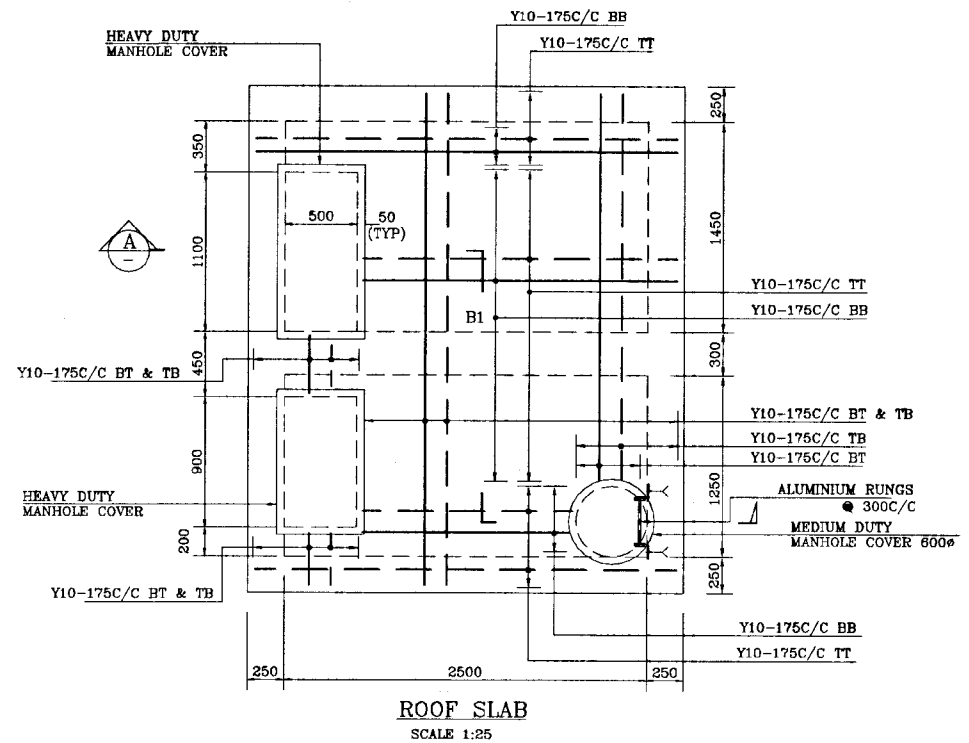


<p>NATIONAL WATER SUPPLY AND DRAINAGE BOARD THE PROJECT FOR THE REDUCTION OF NON-REVENUE WATER IN THE GREATER COLOMBO AREA</p> <p>JAPAN INTERNATIONAL COOPERATION AGENCY (JICA) STUDY TEAM</p> <p>NIHON SUDO CONSULTANTS CO. LTD., TOKYO, JAPAN</p>	REV.	DESCRIPTION	SUB PROJECT TITLE		DATE
			MALIGAKANDA OFFICE BUILDING		JAN 2001
	DESIGNED	DRWN	Rn		CONTRACT No.
	CHECKED	PM (NIHON SUDO) WWSDB	R. D. A. J.		NRW/CW
DY. TEAM LEADER	FORWARDED WWSDB	R. D. A. J.		DRG. No.	
TEAM LEADER	FORWARDED WWSDB			MK/OB/ST-22	



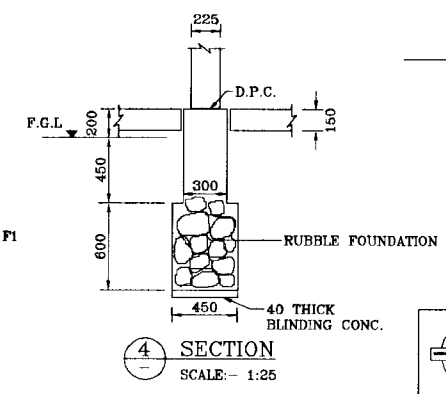
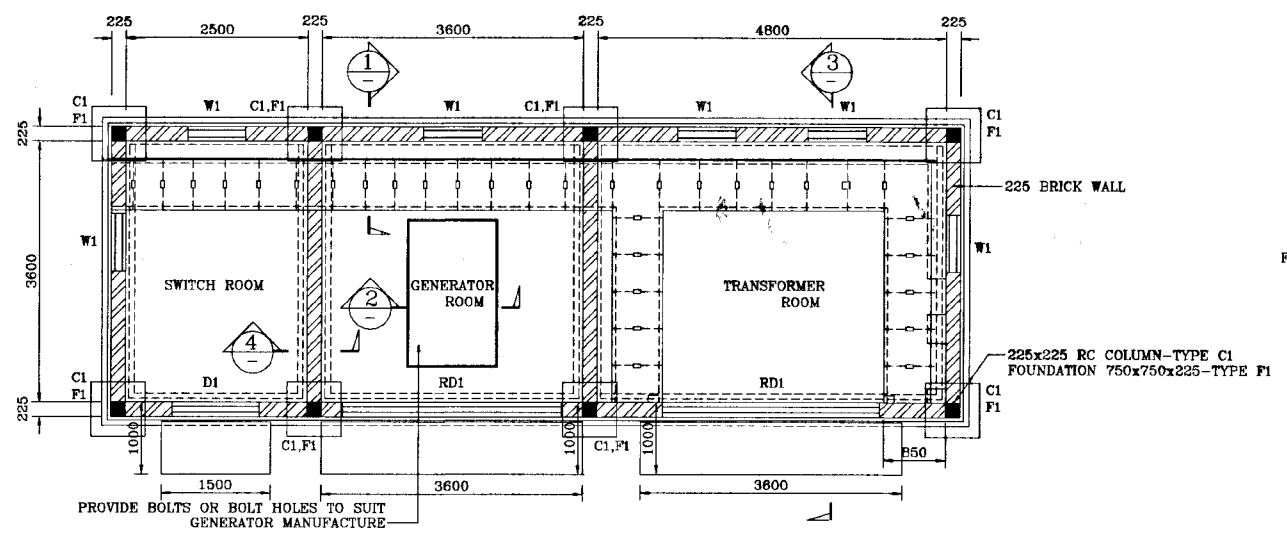
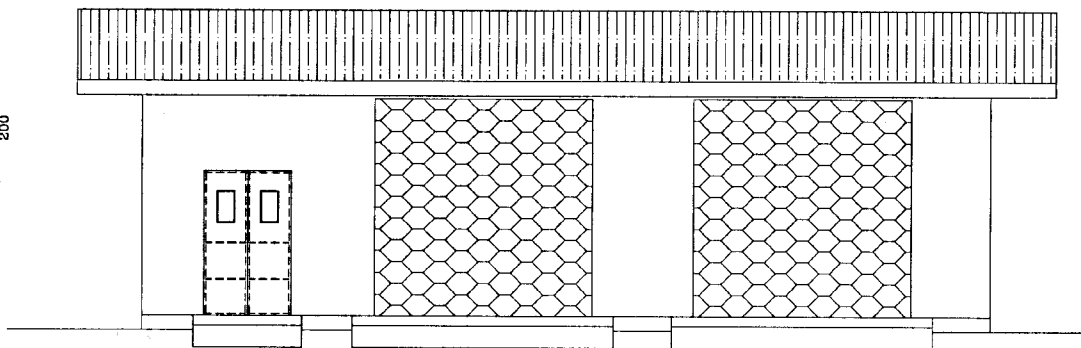
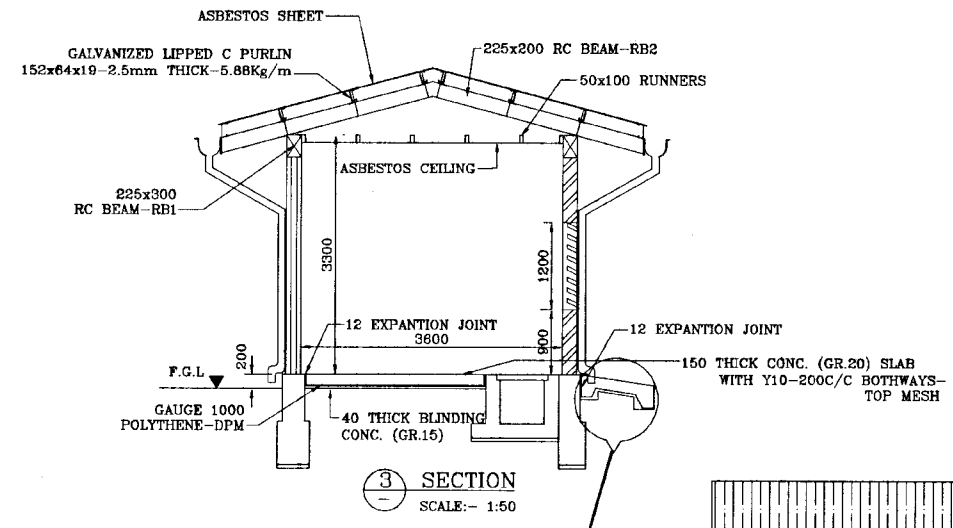
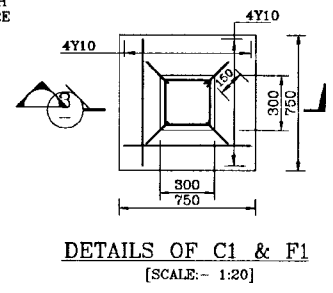
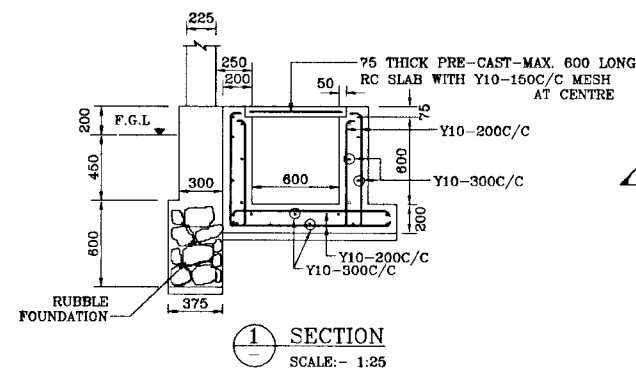
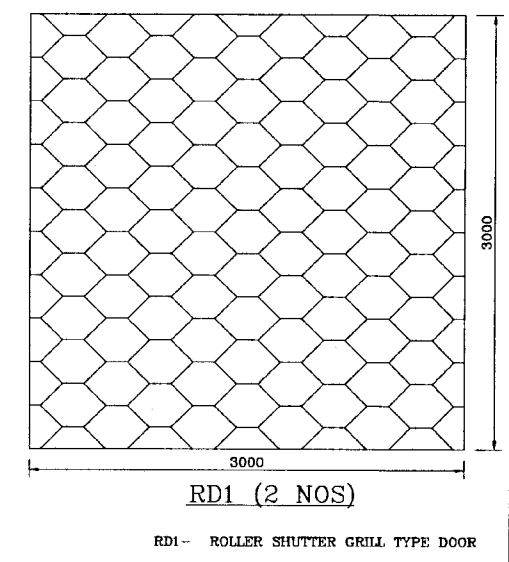
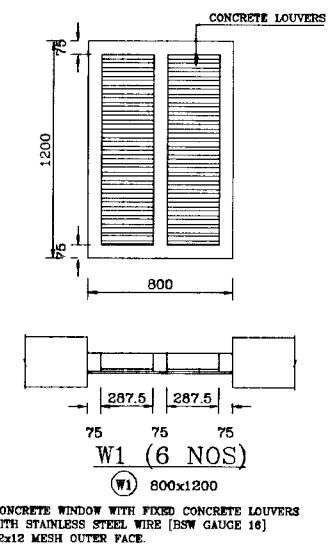
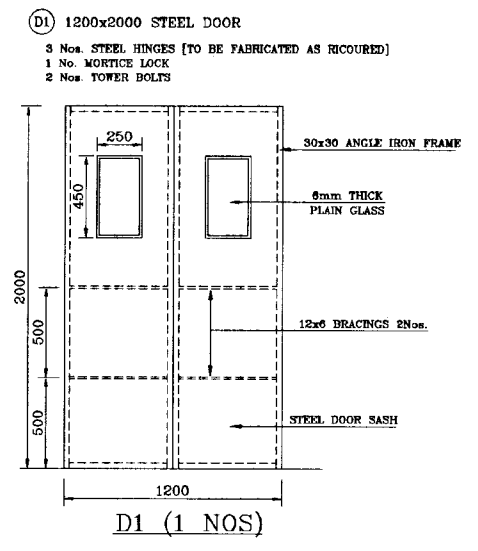
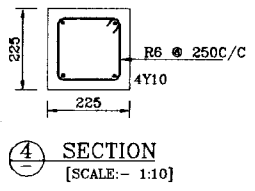
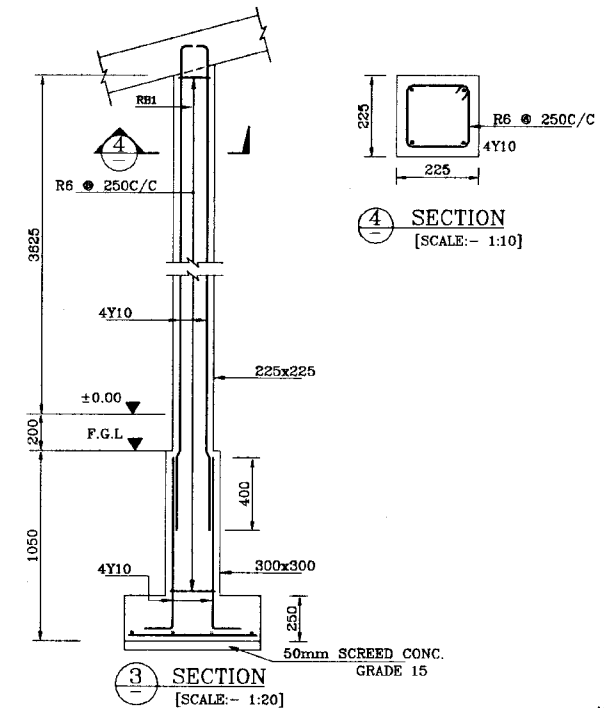
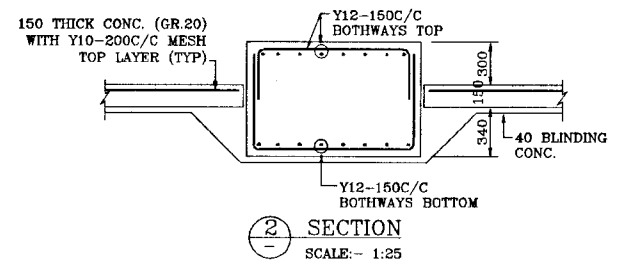
**DO NOT SCALE**

	<b>NATIONAL WATER SUPPLY AND DRAINAGE BOARD</b> THE PROJECT FOR THE REDUCTION OF NON-REVENUE WATER IN THE GREATER COLOMBO AREA		SUB PROJECT <b>MALIGAKANDA</b>	TITLE <b>OFFICE BUILDING          R/F DETAILS OF          MAIN STAIRCASE</b>
	<b>JAPAN INTERNATIONAL COOPERATION AGENCY (JICA)</b> STUDY TEAM NIPPON SUDO CONSULTANTS CO. LTD., TOKYO, JAPAN		DESIGNED CHECKED CIV. TEAM LEADER TEAM LEADER	DRAWN Rn DATE <b>JAN 2001</b> CONTRACT No. NRW/CW DRG. No. MK-OB-ST-23



**DO NOT SCALE**

	<b>NATIONAL WATER SUPPLY AND DRAINAGE BOARD</b> THE PROJECT FOR THE REDUCTION OF NON-REVENUE WATER IN THE GREATER COLOMBO AREA		SUB PROJECT <b>MALIGAKANDA</b>	TITLE <b>OFFICE BUILDING          R/F DETAILS OF SUMP</b>	DATE <b>JAN 2001</b>
	<b>JAPAN INTERNATIONAL COOPERATION AGENCY (JICA)</b> STUDY TEAM NIHON SUDO CONSULTANTS CO. LTD., TOKYO, JAPAN		DESIGNED <i>[Signature]</i>	DRAWN <b>ANOMA</b>	CONTRACT NO. <b>NRW/CW</b>
		CHECKED <i>[Signature]</i>	DT TEAM LEADER <i>[Signature]</i>	TEAM LEADER <i>[Signature]</i>	DRG. NO. <b>MK/OB/ST-24</b>

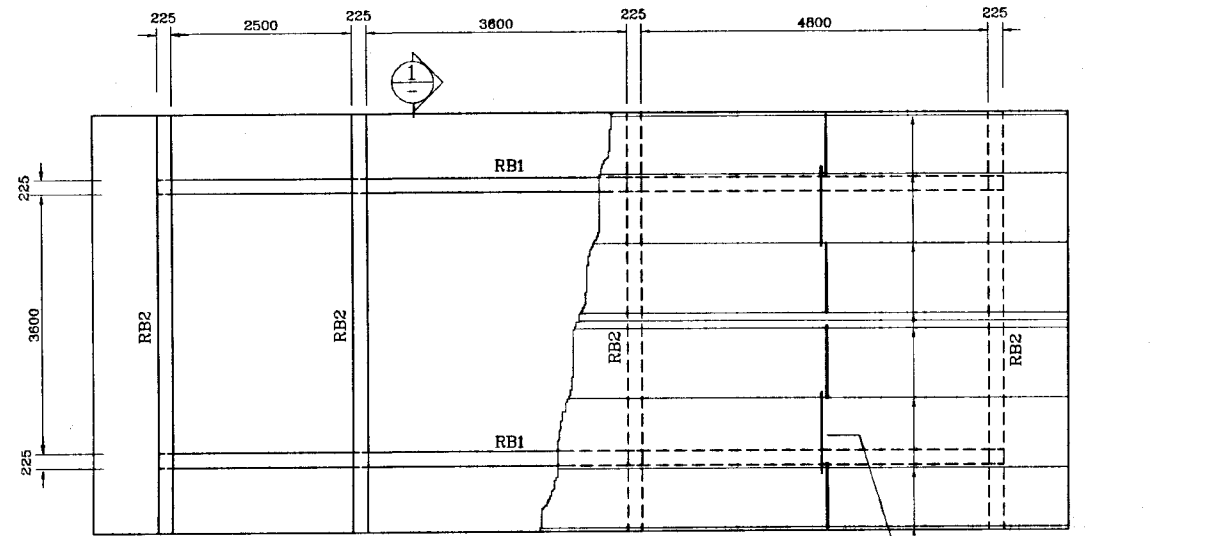


NOTE: - STRUCTURAL CONC. GR.25.

		<b>NATIONAL WATER SUPPLY AND DRAINAGE BOARD</b> THE PROJECT FOR THE REDUCTION OF NON-REVENUE WATER IN THE GREATER COLOMBO AREA	
<b>JAPAN INTERNATIONAL COOPERATION AGENCY (JICA)</b> STUDY TEAM NIHON SUDO CONSULTANTS CO. LTD., TOKYO, JAPAN		SUB PROJECT <b>MALIGAKANDA</b>	TITLE <b>TRANSFORMER &amp; GENERATOR ROOM DETAILS</b>
DESIGNED		DRAWN	<b>RUXMANT</b>
CHECKED		PM (NRWS/PS) INCHG.	
DT. TEAM LEADER		COMP. NO.	<b>R. D. A. J.</b>
TEAM LEADER		CONTR. NO.	<b>NRW/CW</b>
		DATE	<b>JAN 2001</b>
		DRG. NO.	<b>MK/OB/ST-25</b>

**DO NOT SCALE**

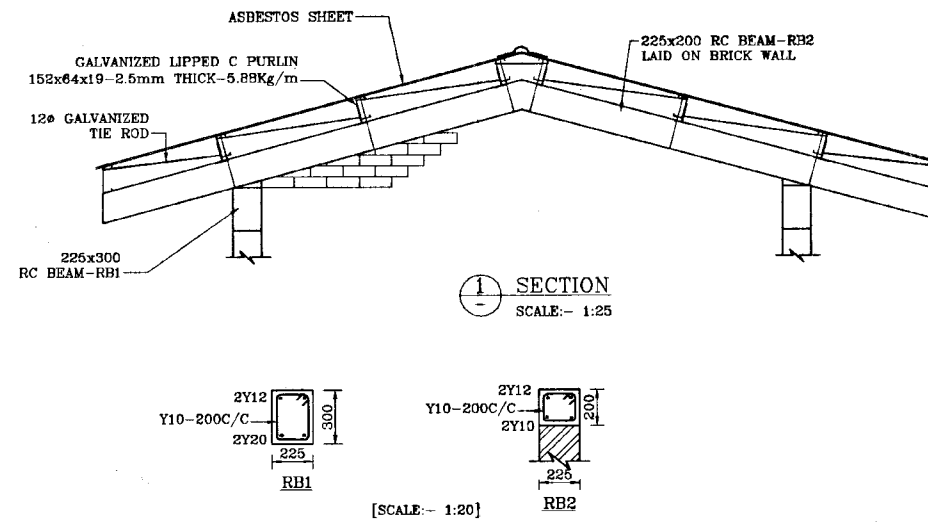




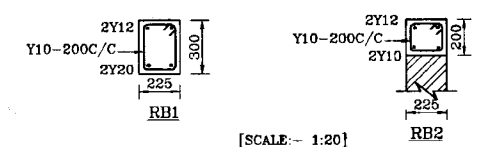
**ROOF PLAN**  
[SCALE: - 1:50]

GALVANIZED LIPPED C PURLIN  
152x64x19-2.5mm THICK-5.88Kg/m


GALVANIZED TIEROD-12# MILD STEEL  
CENTRE SPAN OF EACH BAY AS SHOWN



**SECTION**  
SCALE: - 1:25



**DO NOT SCALE**

 <b>NATIONAL WATER SUPPLY AND DRAINAGE BOARD</b> THE PROJECT FOR THE REDUCTION OF NON-REVENUE WATER IN THE GREATER COLOMBO AREA		SUB PROJECT <b>MALIGAKANDA</b>	TITLE <b>TRANSFORMER &amp; GENERATOR ROOM          ROOF PLAN &amp; SECTION</b>
DESIGNED <i>[Signature]</i>	DRAWN <b>REUKMANT</b>	DATE <b>JAN 2001</b>	CONTRACT NO. <b>NRW/CW</b>
CHECKED <i>[Signature]</i>	PM (NRWSC/PS) INCHARGE <i>[Signature]</i>	DRG NO. <b>MK/OB/ST-26</b>	
DT. TEAM LEADER <i>[Signature]</i>	SUPERVISOR <b>S. P. A. J.</b>		
TEAM LEADER <i>[Signature]</i>	DEPARTMENT INCHARGE <i>[Signature]</i>		