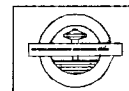


- REFERENCE:
- B — PERMANENT BUILDING
 - BB — BOTTOM OF BANK
 - EP — ELECTRIC POST
 - FM — FLOOR METER
 - MDH — MASONRY DRAIN
 - MH — MANHOLE
 - IF — IRON FENCE
 - PW — PARAPET WALL
 - RE — ROAD EDGE
 - S-HUT — SECURITY HUT
 - SV — SLICE VALVE
 - TP — TELEPHONE POST
 - WT — WATER TANK
 - WP — WATER PIPE
 - WV — WATER VALVE
 - WM — WIRE MESH
 - WF — WIRE FENCE

- NOTE:
1. ELEVATIONS ARE BASED ON MSL DATUM.
 2. ELEVATIONS ARE IN METERS.
 3. TBM 1= 21.032m MSL.
 4. TBM 2= 21.267m MSL.
 5. TBM 3= 22.427m MSL.
 6. BM 1= 21.452m MSL.
 7. BM 2= 23.357m MSL.
 8. BM 3= 21.384m MSL.

DO NOT SCALE



NATIONAL WATER SUPPLY AND DRAINAGE BOARD
THE PROJECT FOR THE REDUCTION OF NON-REVENUE WATER
IN THE GREATER COLOMBO AREA

JAPAN INTERNATIONAL COOPERATION AGENCY (JICA)
STUDY TEAM
NIHON SUDO CONSULTANTS CO. LTD.,
TOKYO, JAPAN


REV.	DESCRIPTION

SUB PROJECT: MALIGAKANDA		TITLE: SURVEY PLAN	
DESIGNED: <i>P. Sudo</i>	DRAWN: <i>P. Sudo</i>	DATE: JAN 2001	
CHECKED: <i>P. Sudo</i>	PM SUPERVISOR: <i>[Signature]</i>	CONTRACT NO: NRW / CW	
BY TEAM LEADER: <i>[Signature]</i>	C.S.M. PROJECT MANAGER: <i>E. D. A. J. [Signature]</i>	DRAWN BY: <i>[Signature]</i>	
TEAM LEADER: <i>[Signature]</i>	C.S.M. PROJECT MANAGER: <i>[Signature]</i>		

MK / G - 01

REFERENCE :

- 1 OLD COURT HOUSE
- 2 WATER WORKS ENGINEER'S OFFICE, CANTEN AND TOILET
- 3 DRAINAGE MAINTENANCE OFFICE & WORKERS REST ROOM
- 4 SECURITY HUT
- 5 OVERSEERS EQUIPMENT ROOM & REST ROOM
- 6 OVERSEERS EQUIPMENT ROOM & GARAGES
- 7 STORES AND TRANSPORT OFFICE
- 8 CARPENTRY ROOM & DRIVERS REST ROOM
- 9 VENCHINARY METER ROOM (ABANDONED)
- 10 WATER BOARD STORES



TREES TO BE REMOVED UNDER STAGE I

Description	Girth
A Jack	2.74
B Kenda	
C Mango	1.22
D Mango	0.99
E Evercado	0.66
F Mango	1.12
G Jack	2.07
H Evercado	0.69
I Evercado	0.69
J Mango	0.75
K Mango	1.12
L Araliya	
M Jack	2.74
N Jack	1.22
P Jack	1.22
Q Ehata	1.15
R Murunga	0.72
S Rukattana	0.84
T Jack	1.51
U Mara	0.9
V Kenda	1.18
W Palmira	0.93

TREES TO BE REMOVED UNDER STAGE II

Description	Girth
a BREAD FRUIT	2.05
b BREAD FRUIT	1.80
c KITHUL	0.80
d HIK	1.45
e BREAD FRUIT	0.55
f BREAD FRUIT	1.50
g GODAPARA	0.90
h MANGO	1.50
i KASA	1.90
j KASA	2.60
k MARA	0.60
l MANGO	1.20
m MANGO	0.60
n MARA	2.80
o MARA	2.60
p KASA	3.05
q BAMBO-BUSH	
r JACK	1.00
s JACK	1.05
t MOHOGANI	1.40
u JACK	1.30
v MASAN	2.70
w MARA	0.90
x MARA	0.60
y MARA	0.85
z MARA	0.95
a1 MARA	0.85
b1 TEAK	0.90
c1 MARA	1.10
d1 ARALIYA	1.15
e1 MARA	1.80
f1 PIHIMBIYA	2.00
g1 ARALIYA	1.00
h1 KOHOBA	1.20
i1 ARALIYA	1.35
j1 RUKATHTANA/HIK	2.20

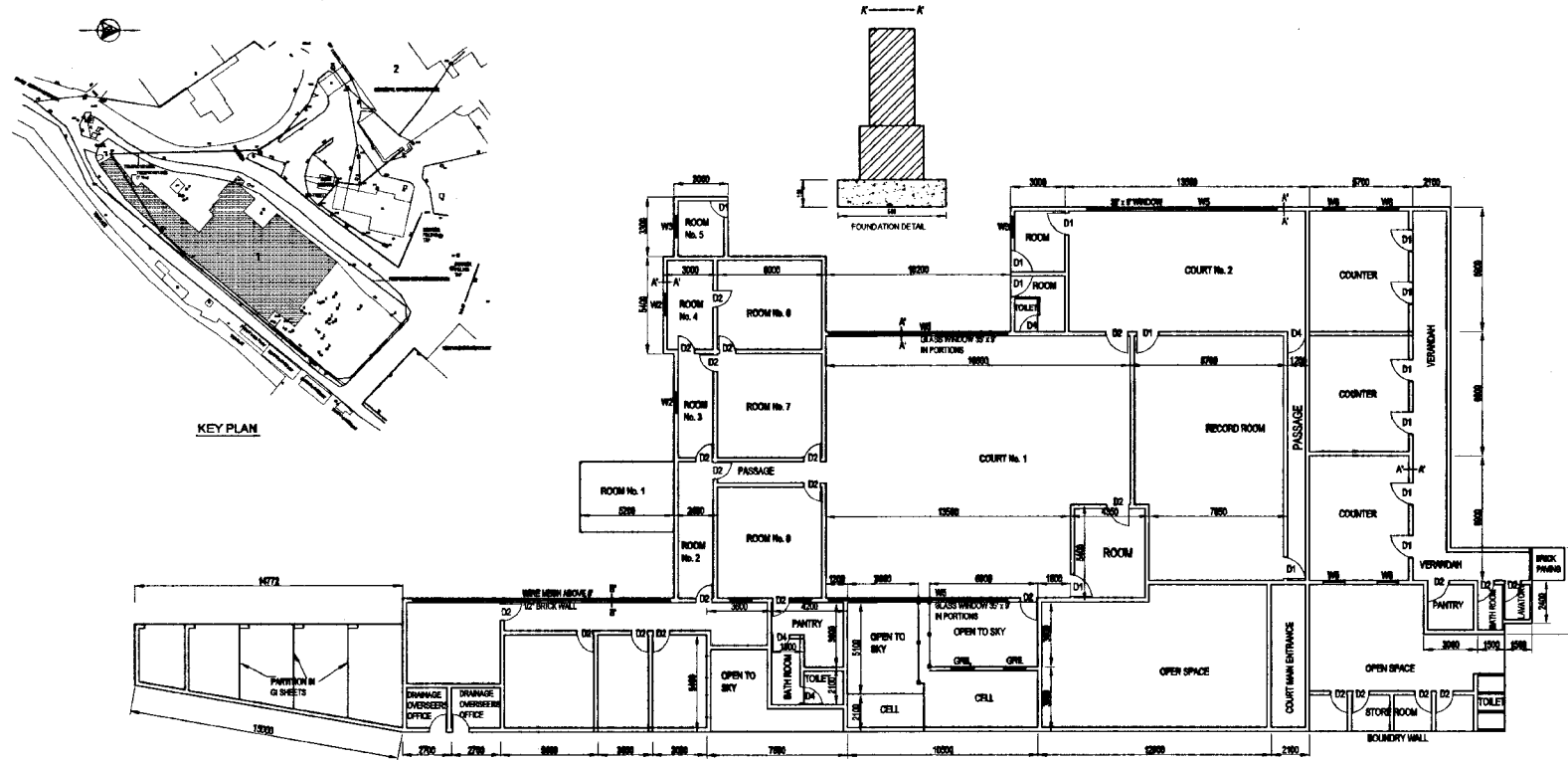
- SEWER MAIN TO BE ABANDONED (EXISTING SEWER MAIN)
- SEWER MAIN TO REMAIN (EXISTING SEWER MAIN)
- * - - - * PROPOSED SEWER MAIN (NEW SEWER MAIN)
- FROM MANHOLE AT * UP TO THE 6" MAIN SEWER ON THE ROAD
- EXISTING STORM WATER DRAIN PIPE TO BE ABANDONED
- x - x - x - EXISTING STORM WATER DRAIN PIPE TO REMAIN
- TELEPHONE LINE

DO NOT SCALE

NOTE:

1. BUILDING No. 1 IS TO BE DEMOLISHED UNDER STAGE I FOR THE CONSTRUCTION OF MALIGAKANDA NEW OFFICE BUILDING.
2. BUILDINGS No. 2 TO 10 ARE TO BE DEMOLISHED UNDER STAGE II FOR THE CONSTRUCTION OF MALIGAKANDA NEW RESERVOIR.
3. FOR DETAILS OF BUILDINGS, REFER DRG. Nos. MK/G-03 TO MK/G-07.
4. FOR RELOCATION OF ELECTRICITY SUPPLY, REFER DRG. No.

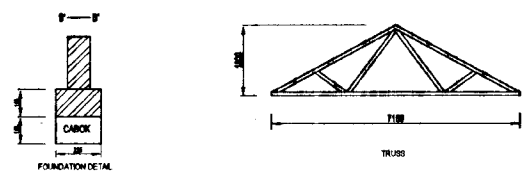
<p>NATIONAL WATER SUPPLY AND DRAINAGE BOARD THE PROJECT FOR THE REDUCTION OF NON-REVENUE WATER IN THE GREATER COLOMBO AREA</p>	<p>SUB PROJECT: GENERAL</p>	<p>TITLE: DEMOLITION OF BUILDINGS KEY PLAN</p>
	<p>DESIGNED: <i>[Signature]</i></p> <p>CHECKED: <i>[Signature]</i></p> <p>DRY. TEAM LEADER: <i>[Signature]</i></p> <p>TEAM LEADER: <i>[Signature]</i></p>	<p>DATE: JAN 2001</p> <p>CONTRACT No: NRW / CW</p> <p>DRG. No: MK / G - 02</p>
<p>JAPAN INTERNATIONAL COOPERATION AGENCY (JICA) STUDY TEAM NIHON SURDO CONSULTANTS CO. LTD., TOKYO, JAPAN</p>		




PLAN
1. OLD COURT HOUSE
SCALE: 1/50

REFERENCE TO BE REMOVED

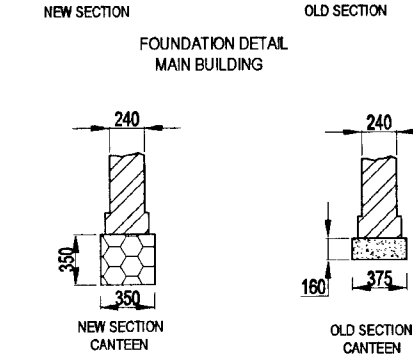
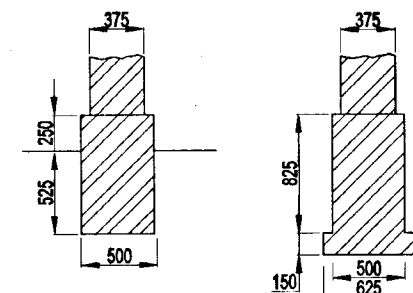
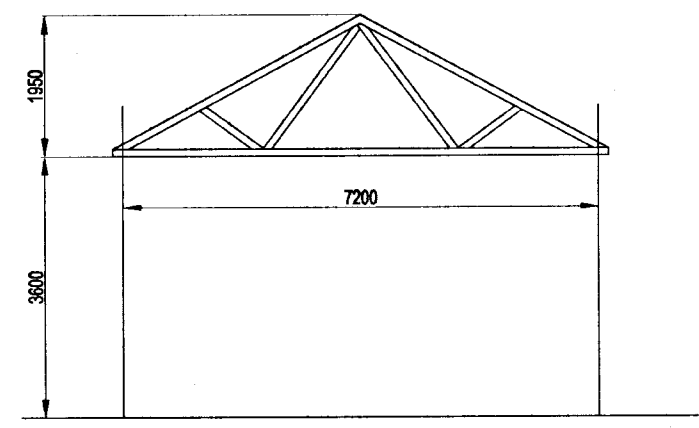
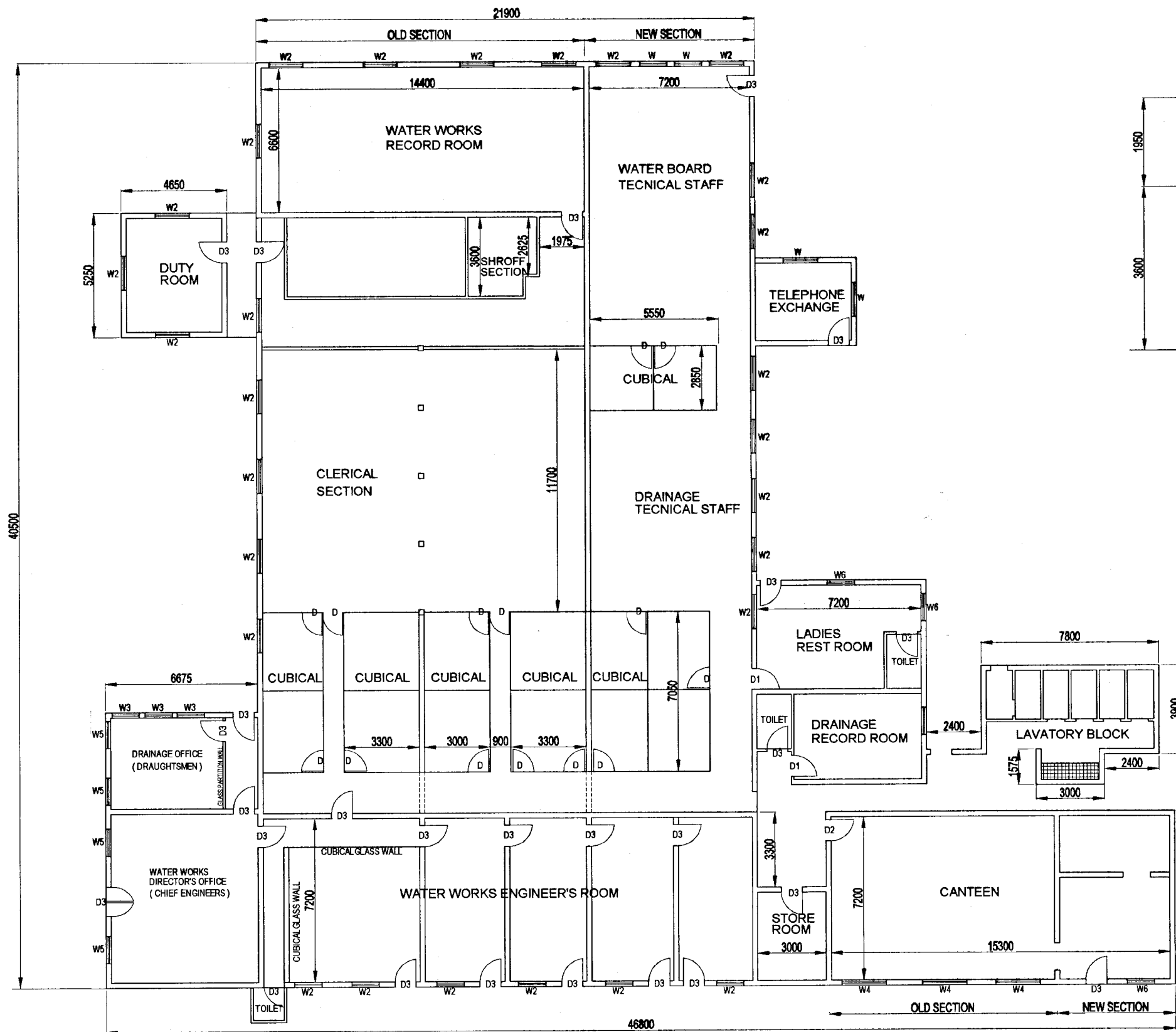
No.	Description	No. of Rooms	Approx. Floor Area (m ²)	Floor Material	Floor Structure	Walls	Floor	Foundation	Stage of Work
1	Old Court House	1	1,200	Asbestos, Clay Tiles & G. Compacted	Steel Trusses	Brick	Concrete	Brick	1
2	Water Works Engineroom, Office, Carpenters & Toilet	1	315	Asbestos, Clay Tiles	Steel Trusses	Brick	Concrete	Brick	1
3	Storage Maintenance Office & Workers Rest Room	1	225	Asbestos	Wooden Trusses	Brick	Concrete	Brick & Concrete	1
4	Security Hut	1	206	Asbestos	Timber	Brick	Concrete	Brick	1
5	Operator's Equipment Room	1	57	Asbestos	Concrete	Brick	Concrete	Concrete & Cement Blocks	1
6	Operator's Equipment Room & Garage	1	81	Asbestos	Asbestos	Brick	Concrete	Brick	1
7	Stores & Pantry Office	1	108	Asbestos	Wooden	Brick	Concrete	Brick	1
8	Carpenter Room & Clerk's Rest Room	1	85	Asbestos	Wooden	Brick	Concrete	Brick	1
9	Verandah	1	18	Concrete	Brick	Concrete	Brick	Brick	1
10	Verandah Screen	1	123	Asbestos	Wooden	Brick	Concrete	Brick & Concrete	1



DO NOT SCALE


 <p>NATIONAL WATER SUPPLY AND DRAINAGE BOARD THE PROJECT FOR THE REDUCTION OF NON-REVENUE WATER IN THE GREATER COLOMBO AREA</p>	<p>SUB PROJECT: MALIGAKANDA</p>	<p>TITLE: DEMOLITION OF BUILDINGS</p>	
	<p>DESIGNED: <i>[Signature]</i></p>	<p>DRAWN: <i>[Signature]</i></p>	<p>DATE: JAN 2001</p>
	<p>CHECKED: <i>[Signature]</i></p>	<p>PLANNING MANAGER: <i>[Signature]</i></p>	<p>CONTRACT No: NRW / CW</p>
	<p>BY TEAM LEADER: <i>[Signature]</i></p>	<p>TEAM LEADER: <i>[Signature]</i></p>	<p>DRG. No: MK / G-03</p>

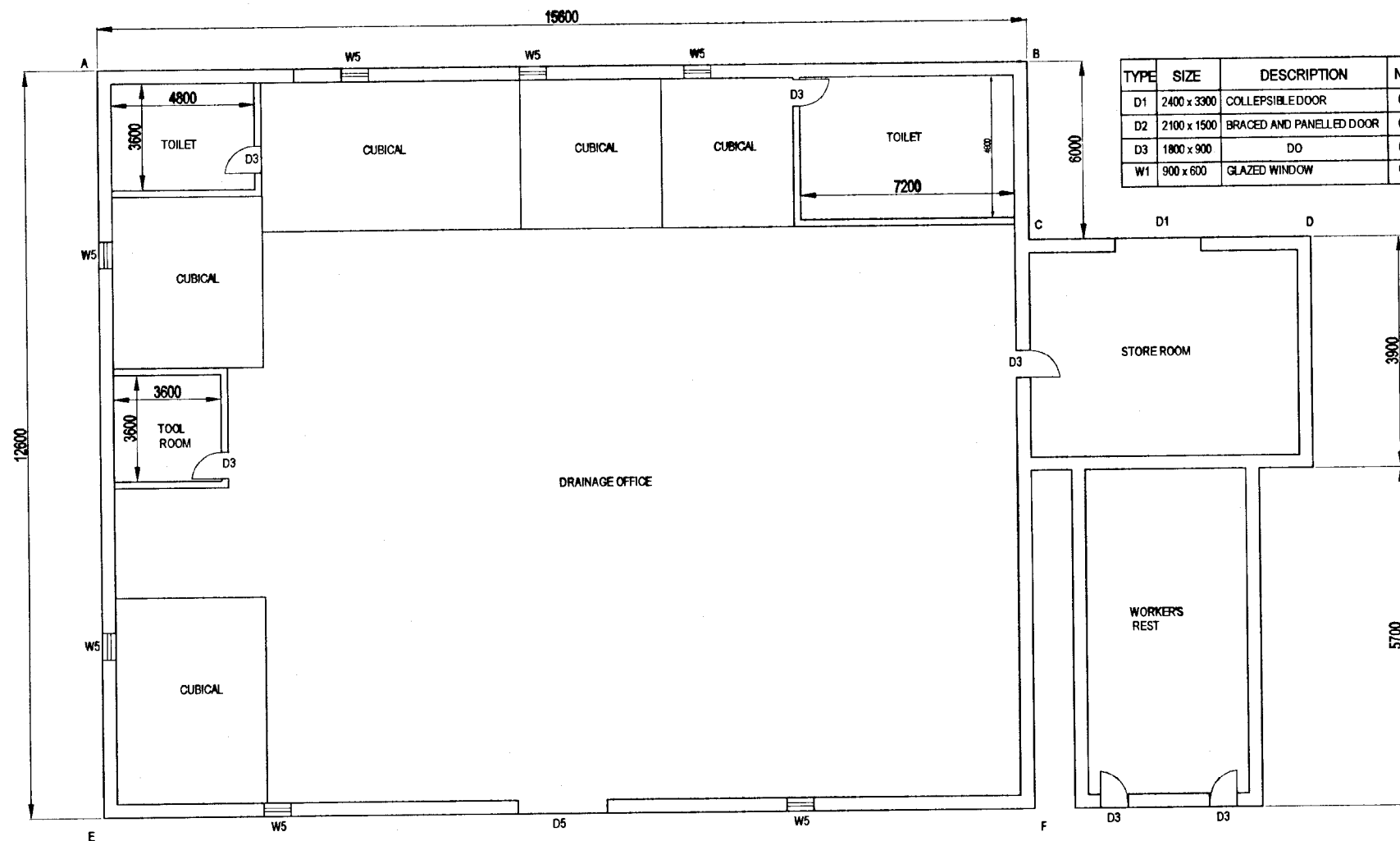
JAPAN INTERNATIONAL COOPERATION AGENCY (JICA)
STUDY TEAM
NIHON SUIDO CONSULTANTS CO. LTD.,
TOKYO, JAPAN



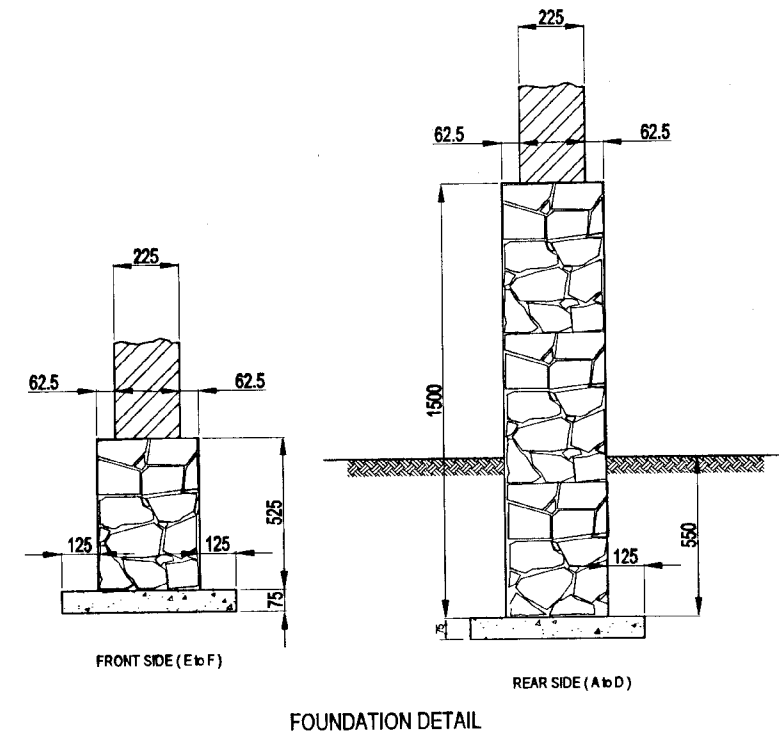
DO NOT SCALE

PLAN
2. WATER WORK ENGINEERS OFFICE
CANTEEN AND TOILET
SCALE 1:200

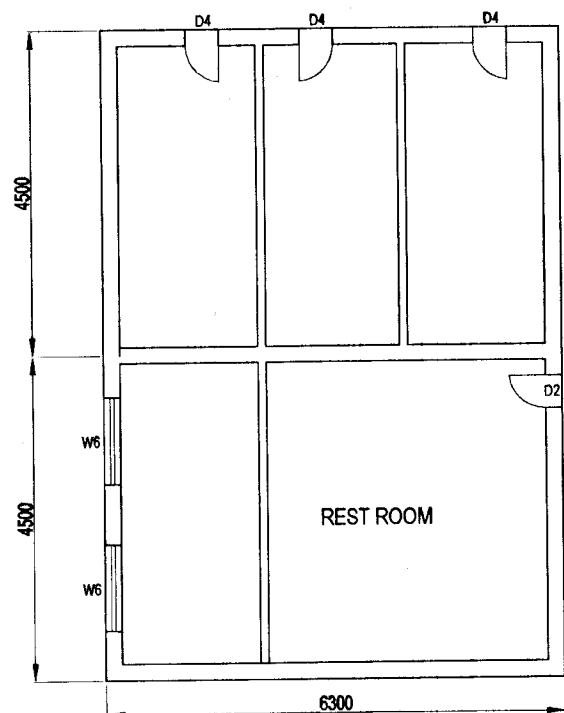
 NATIONAL WATER SUPPLY AND DRAINAGE BOARD THE PROJECT FOR THE REDUCTION OF NON-REVENUE WATER IN THE GREATER COLOMBO AREA	SUB PROJECT: MALIGAKANDA	TITLE: DEMOLITION OF BUILDINGS
	SHEET 2 OF 8	
DESIGNED: <i>[Signature]</i> CHECKED: <i>[Signature]</i> DT. TEAM LEADER: <i>[Signature]</i> TEAM LEADER: <i>[Signature]</i>	DRAWN: <i>[Signature]</i> PH. SUPERVISOR: <i>[Signature]</i> A.S.M. (P&I) INCHARGE: <i>[Signature]</i> D.G.M. (P&I) INCHARGE: <i>[Signature]</i>	DATE: JAN 2001 CONTRACT NO.: NRW / CW DRG. NO.: MK / G - 04



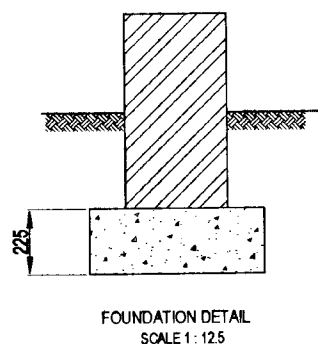
TYPE	SIZE	DESCRIPTION	No.
D1	2400 x 3300	COLLEPSIBLE DOOR	01
D2	2100 x 1500	BRACED AND PANELLED DOOR	01
D3	1800 x 900	DO	01
W1	900 x 600	GLAZED WINDOW	07



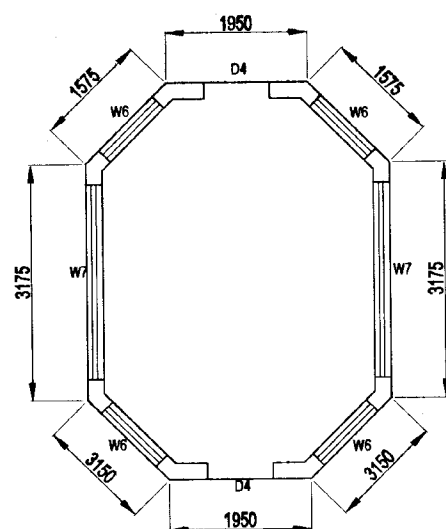
3. DRAINAGE MAINTENANCE OFFICE AND WORKERS REST ROOM
SCALE 1:200



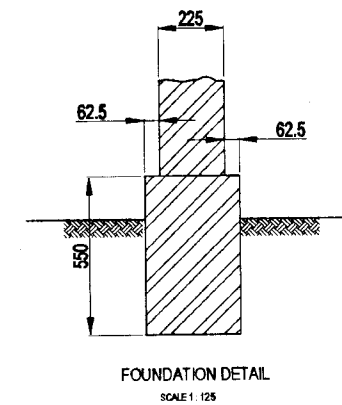
5. OVER SEER'S EQUIPMENT ROOM & REST ROOM
SCALE 1:200



TYPE	SIZE	DESCRIPTION	No.
D	2100 x 900	PANELLED DOOR	03
D1	2100 x 1200	DO	01
W	900 x 1200	GLAZED WINDOW	02



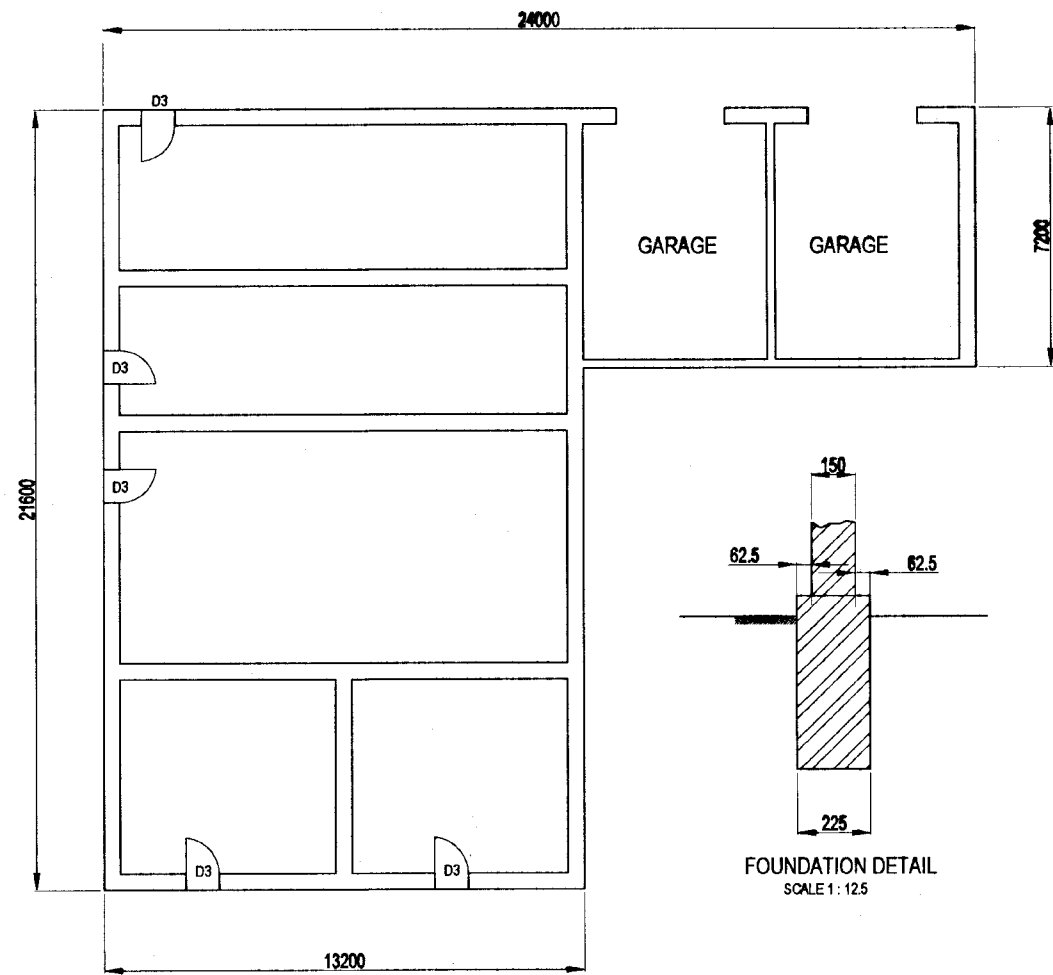
4. SECURITY HUT
SCALE 1:200



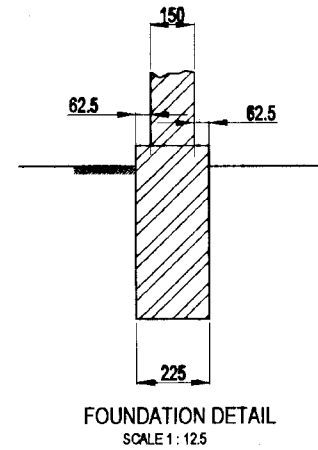
TYPE	SIZE	DESCRIPTION	No.
D1	2250 x 900	PANELLED DOOR	02
W1	1350 x 2700	GLAZED WINDOW	02
W2	1200 x 1050	GLAZED WINDOW	04

DO NOT SCALE

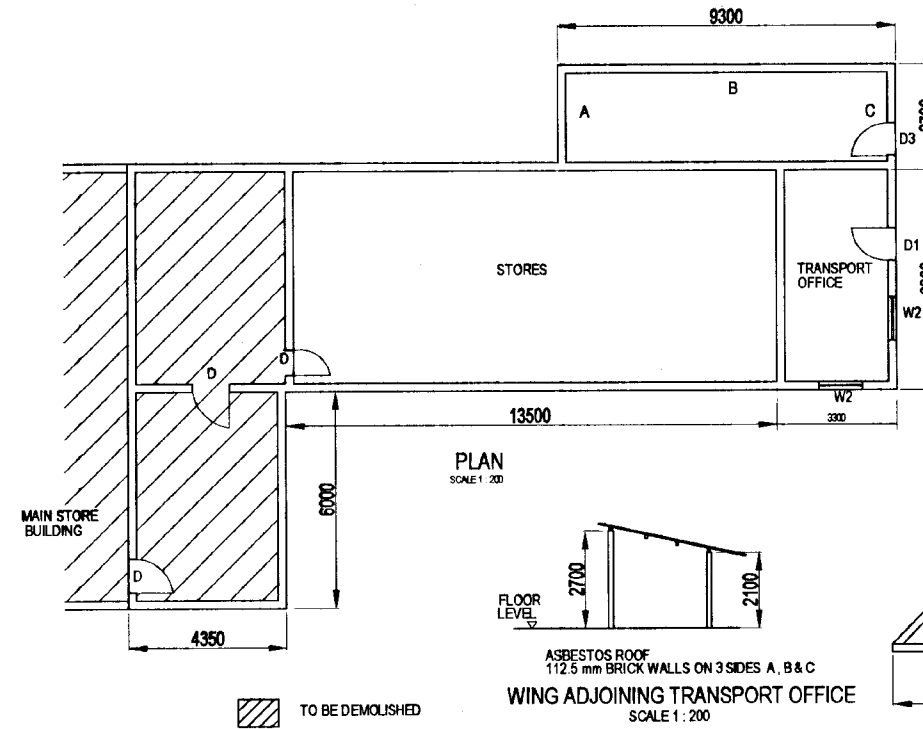
<p>NATIONAL WATER SUPPLY AND DRAINAGE BOARD THE PROJECT FOR THE REDUCTION OF NON-REVENUE WATER IN THE GREATER COLOMBO AREA</p>	SUB PROJECT: MALIGAKANDA		TITLE: DEMOLITION OF BUILDINGS	
	DESIGNED: <i>[Signature]</i>		DATE: JAN 2001	SHEET 3 OF 3
	CHECKED: <i>[Signature]</i>		CONTRACT No: NRW / CW	
	JAPAN INTERNATIONAL COOPERATION AGENCY (JICA) STUDY TEAM NIHON SUIDO CONSULTANTS CO. LTD., TOKYO, JAPAN		DRAWN: <i>[Signature]</i> IN CHARGE: <i>[Signature]</i> TEAM LEADER: <i>[Signature]</i>	DATE: JAN 2001 CONTRACT No: NRW / CW D.R.G. No: MK / G - 05



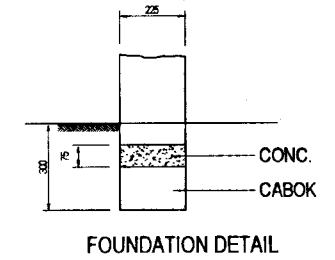
6. OVER SEER'S EQUIPMENT ROOM AND GARAGES
SCALE 1 : 200



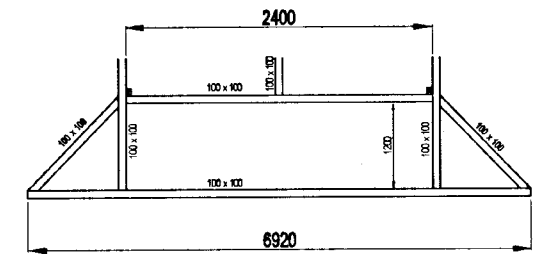
FOUNDATION DETAIL
SCALE 1 : 12.5



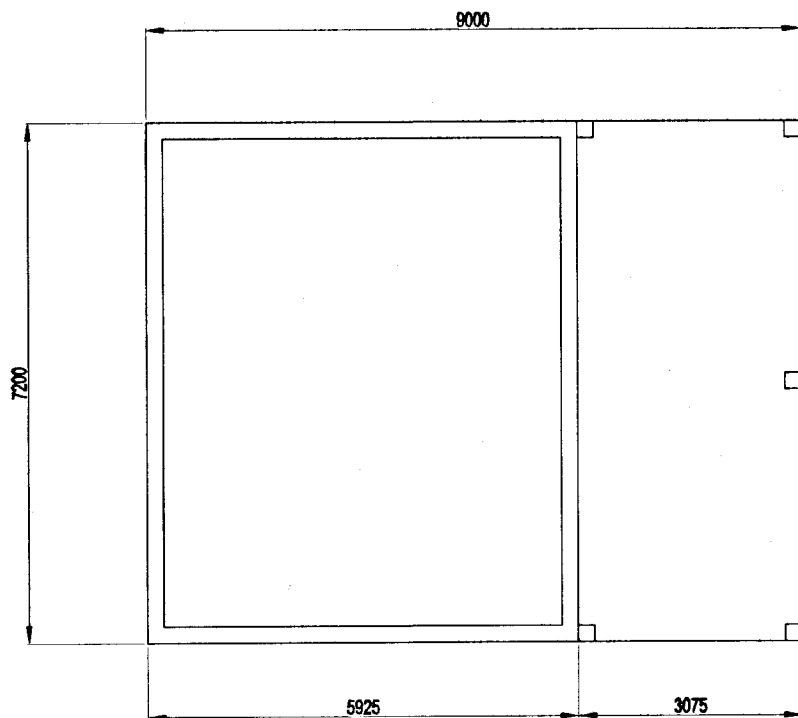
7. STORE & TRANSPORT OFFICE



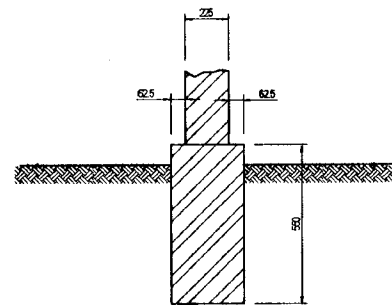
FOUNDATION DETAIL



ROOF TRUSS IN (NEW) STORES
SCALE 1 : 100




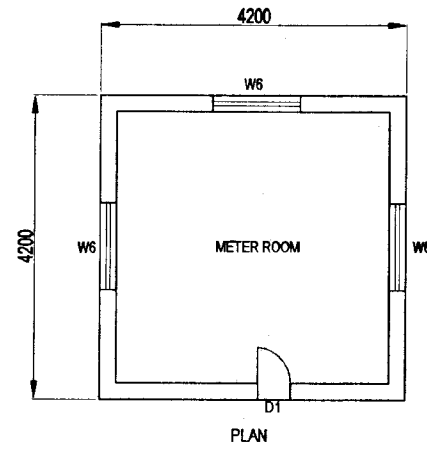
8. CARPENTRY ROOM AND DRIVERS REST ROOM
SCALE 1 : 200



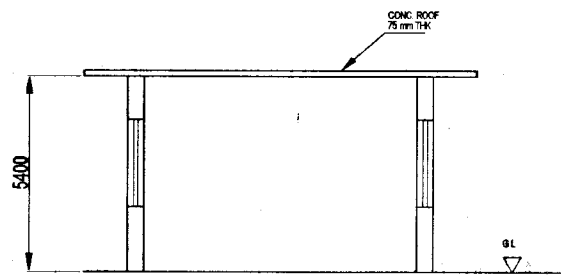
FOUNDATION DETAIL
SCALE 1 : 12.5

DO NOT SCALE

 <p>NATIONAL WATER SUPPLY AND DRAINAGE BOARD THE PROJECT FOR THE REDUCTION OF NON-REVENUE WATER IN THE GREATER COLOMBO AREA</p>	SUB PROJECT: MALIGAKANDA		TITLE: DEMOLITION OF BUILDINGS	
	DESIGNED: <i>[Signature]</i>		DATE: JAN 2001	
	CHECKED: <i>[Signature]</i>		CONTRACT No: NRW / CW	
	JAPAN INTERNATIONAL COOPERATION AGENCY (JICA) STUDY TEAM NIHON SUIDO CONSULTANTS CO. LTD., TOKYO, JAPAN		DRG. No: MK / G - 06	

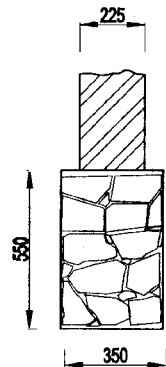


PLAN

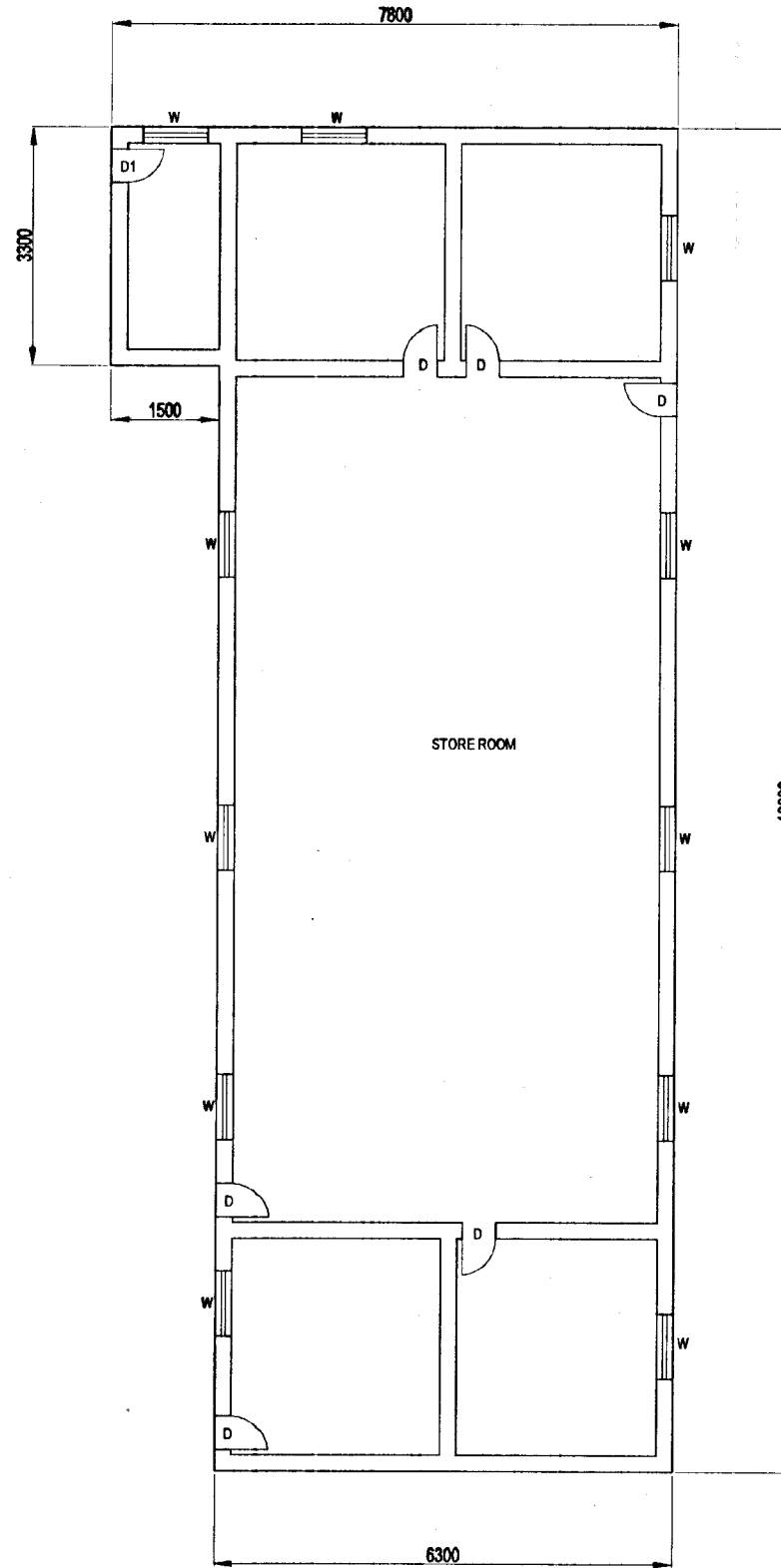


SECTION

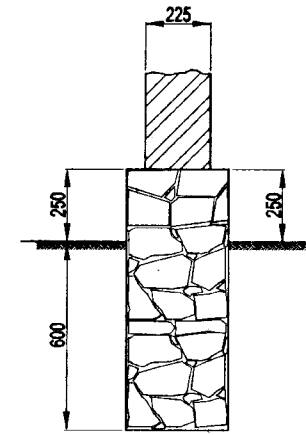
9. VENTURY METER ROOM
SCALE 1 : 100



FOUNDATION DETAIL




10. WATER BOARD STORES
SCALE 1 : 200



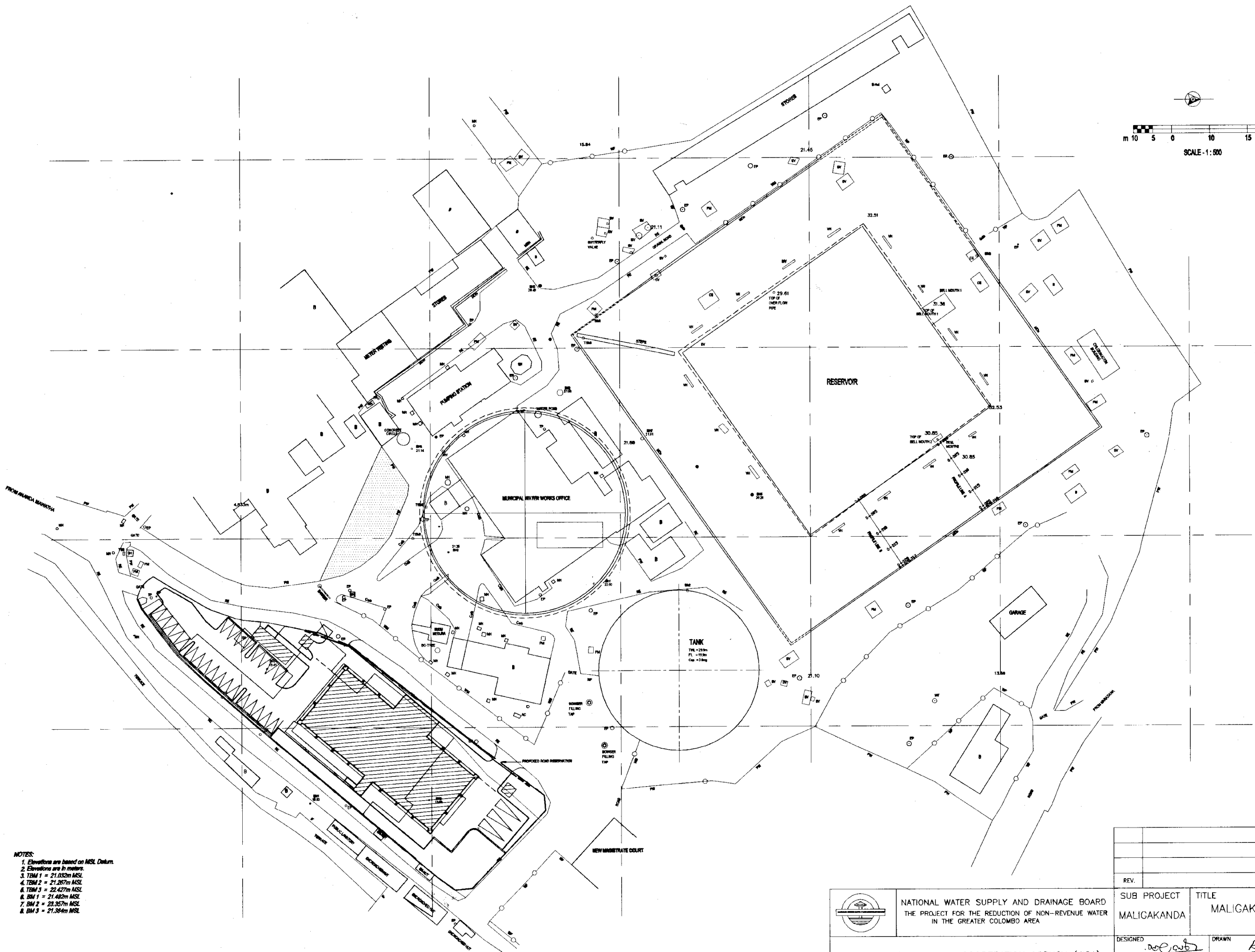
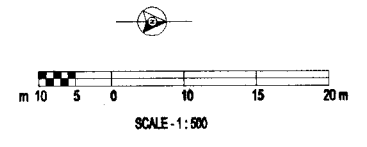
FOUNDATION DETAIL

DO NOT SCALE

 <p>NATIONAL WATER SUPPLY AND DRAINAGE BOARD THE PROJECT FOR THE REDUCTION OF NON-REVENUE WATER IN THE GREATER COLOMBO AREA</p>	<p>SUB PROJECT: MALIGAKANDA</p>	<p>TITLE: DEMOLITION OF BUILDINGS</p>	<p>SHEETS OF 1</p>
	<p>JAPAN INTERNATIONAL COOPERATION AGENCY (JICA) STUDY TEAM NIHON SUDO CONSULTANTS CO. LTD., TOKYO, JAPAN</p>	<p>DESIGNED: <i>[Signature]</i></p> <p>CHECKED: <i>[Signature]</i></p> <p>BY: TEAM LEADER: <i>[Signature]</i></p> <p>TEAM LEADER: <i>[Signature]</i></p>	<p>DATE: JAN 2001</p> <p>CONTRACT NO: NRW / CW</p> <p>DRG. NO: MK / G - 07</p>

FROM ANJALI MAINTENANCE

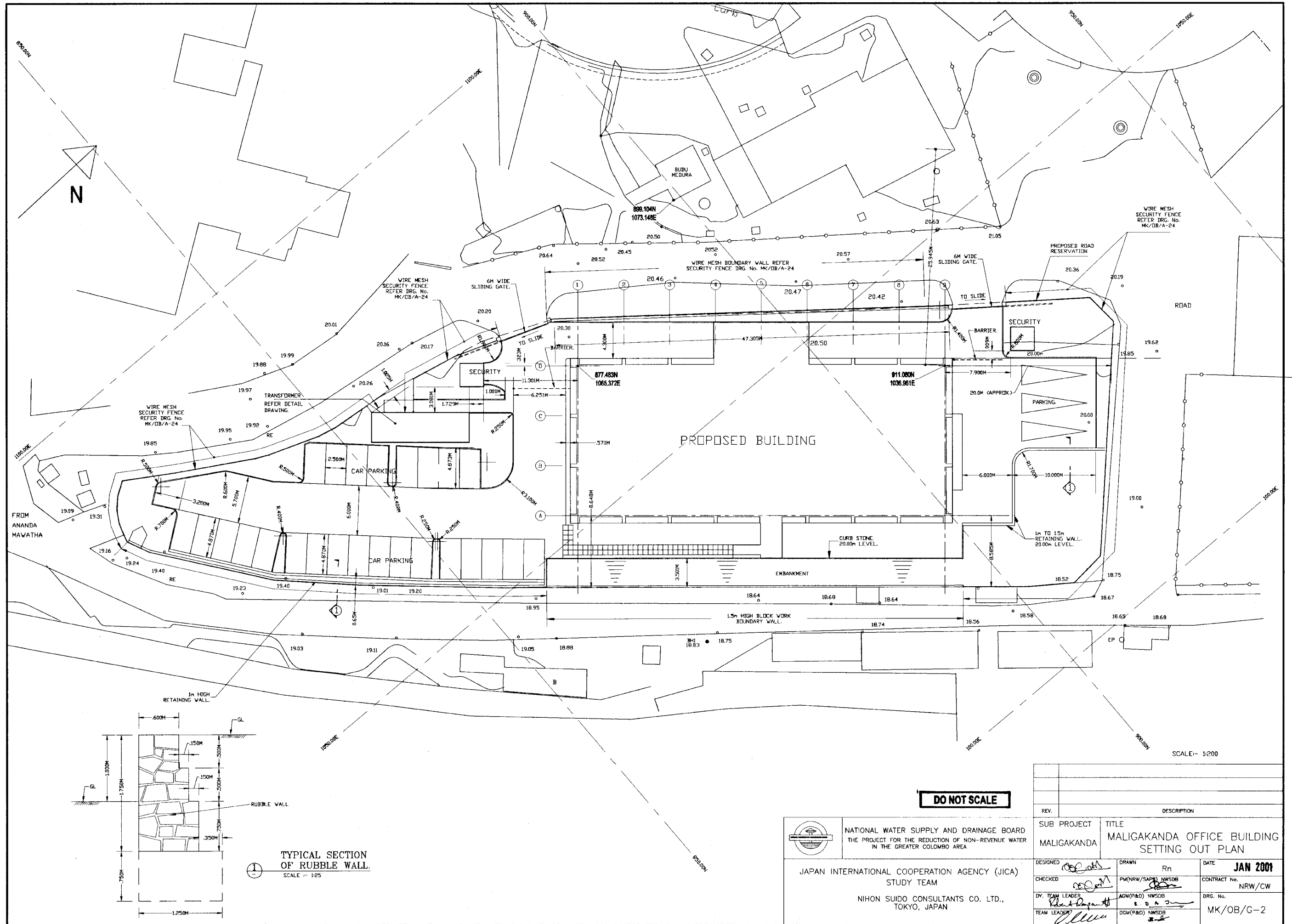
- NOTES:
1. Elevations are based on MSL Datum.
 2. Elevations are in meters.
 3. TBM 1 = 21.032m MSL
 4. TBM 2 = 21.267m MSL
 5. TBM 3 = 22.427m MSL
 6. BM 1 = 21.482m MSL
 7. BM 2 = 23.357m MSL
 8. BM 3 = 21.384m MSL








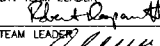
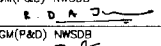


DO NOT SCALE

REV.	DESCRIPTION

		SUB PROJECT MALIGAKANDA	TITLE MALIGAKANDA OFFICE BUILDING SITE PLAN
NATIONAL WATER SUPPLY AND DRAINAGE BOARD THE PROJECT FOR THE REDUCTION OF NON-REVENUE WATER IN THE GREATER COLOMBO AREA		DESIGNED <i>[Signature]</i>	DRAWN <i>[Signature]</i>
JAPAN INTERNATIONAL COOPERATION AGENCY (JICA) STUDY TEAM NIHON SUIDO CONSULTANTS CO. LTD., TOKYO, JAPAN		CHECKED <i>[Signature]</i>	DATE JAN 2001
DY. TEAM LEADER <i>[Signature]</i>		AGM(P&D) NWSDB <i>[Signature]</i>	CONTRACT No. NRW/CW
TEAM LEADER <i>[Signature]</i>		DGM(P&D) NWSDB <i>[Signature]</i>	DRG. No. MK/OB/G-1

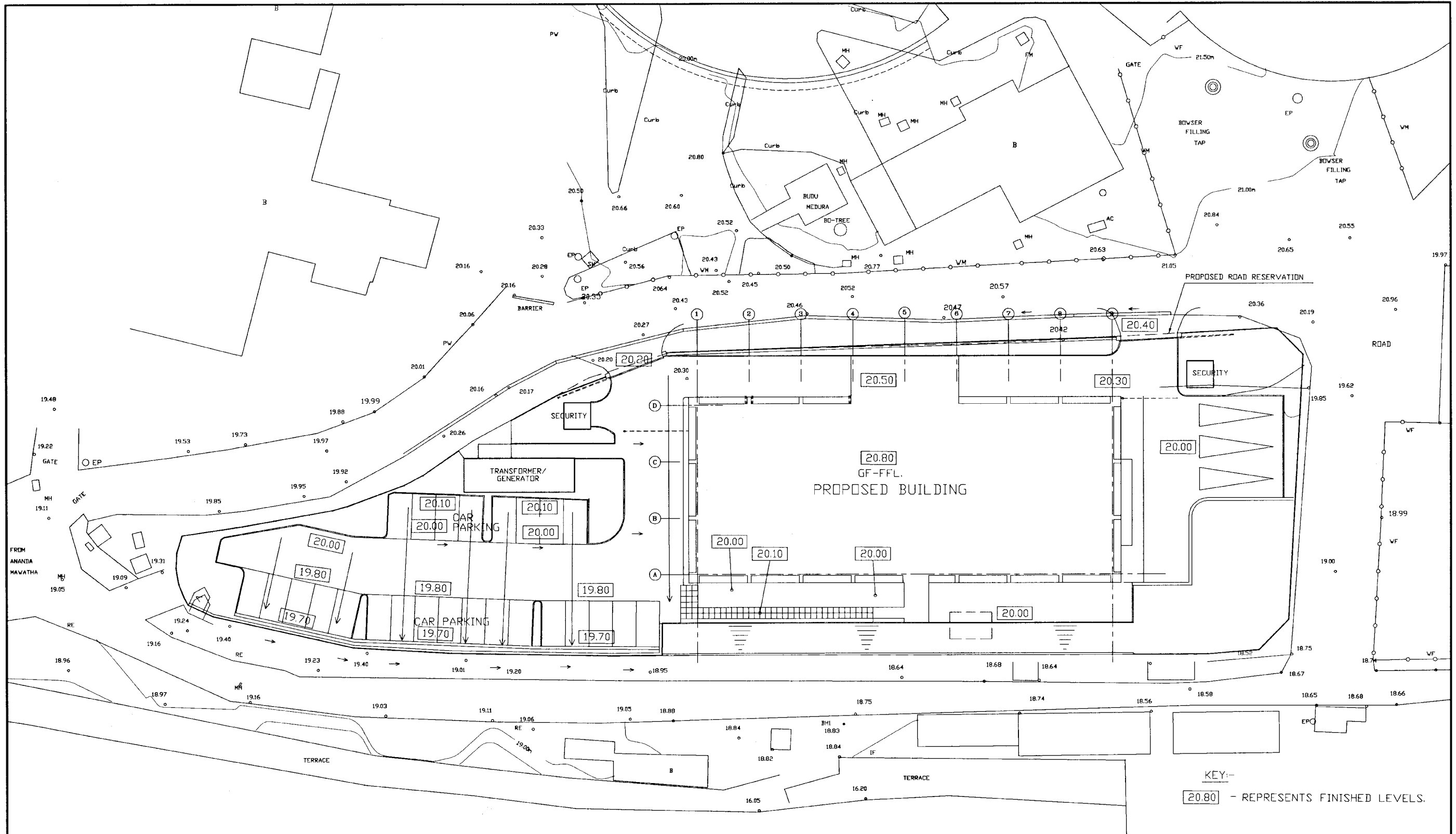


DO NOT SCALE

 NATIONAL WATER SUPPLY AND DRAINAGE BOARD THE PROJECT FOR THE REDUCTION OF NON-REVENUE WATER IN THE GREATER COLOMBO AREA		SUB PROJECT MALIGAKANDA		TITLE MALIGAKANDA OFFICE BUILDING SETTING OUT PLAN	
DESIGNED 		DRAWN Rn 		DATE JAN 2001	
CHECKED 		PM(NRW/SAP) NWSDB 		CONTRACT No. NRW/CW	
DV. TEAM LEADER 		AGM(P&D) NWSDB 		DRG. No. MK/OB/G-2	
TEAM LEADER 		DGM(P&D) NWSDB 			

TYPICAL SECTION OF RUBBLE WALL
SCALE 1:25




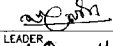
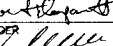
SCALE: 1:200

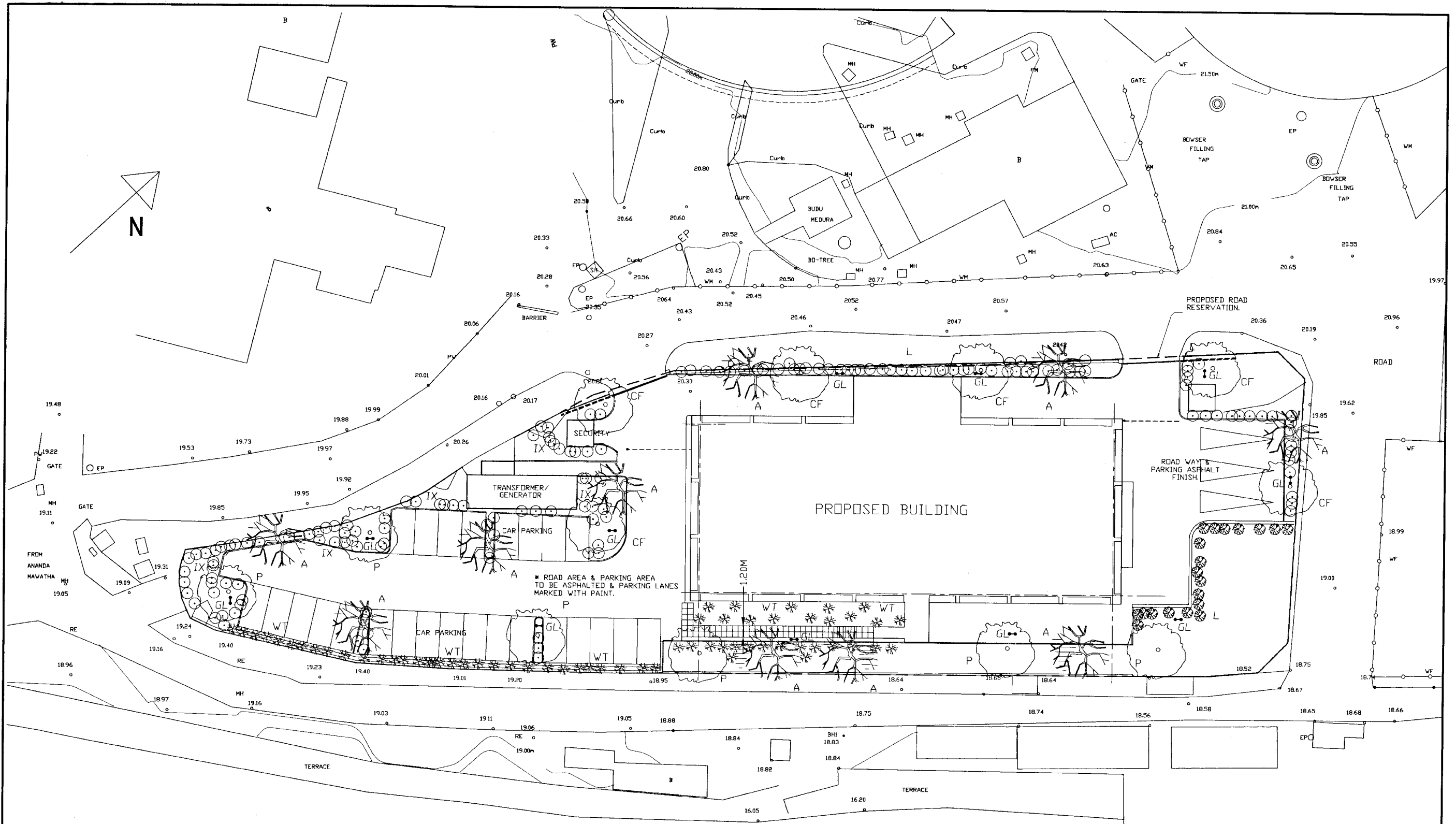


KEY:-
20.80 - REPRESENTS FINISHED LEVELS.

SCALE:- 1:200

DO NOT SCALE

 NATIONAL WATER SUPPLY AND DRAINAGE BOARD THE PROJECT FOR THE REDUCTION OF NON-REVENUE WATER IN THE GREATER COLOMBO AREA	SUB PROJECT		TITLE
	MALIGAKANDA		MALIGAKANDA OFFICE BUILDING SITE GRADING LAYOUT
	DESIGNED	DRAWN	DATE
	 CHECKED	Rn  PM(NRW/SAPS) NWSDB	JAN 2001 CONTRACT No. NRW/CW
JAPAN INTERNATIONAL COOPERATION AGENCY (JICA) STUDY TEAM NIHON SUIDO CONSULTANTS CO. LTD., TOKYO, JAPAN		D.Y. TEAM LEADER  AGM(P&D) NWSDB	DRG. No. MK/OB/G-3
		TEAM LEADER  DGM(P&D) NWSDB	



KEY

TYPE	COMMON NAME	ENGLISH NAME	SCIENTIFIC NAME AND FAMILY
CF	EHELA	PUDDING PIPE.	CASIA ESTULA. (LEGUMINOSAE)
P	PIHIMBIA	FERN TREE	ILICIMUM DECIPIENS. (SAPINDACEA)
A	ARALIYA	TEMPLE TREE	PLUMERIA ACUMINATE. (APOCYNACEAE)
L	Lantana camara Variety flava (yellow flower), Variety nivea (white flower)	-	Lantana camara Variety flava (yellow flower), Variety nivea (white flower)
IX	Ixora coccinea (red and yellow varieties)	-	Ixora coccinea
WT	Wedelia trilobata	-	Wedelia trilobata

GL GARDEN LAMP (REFER DRAWING No. MK/OB/A-23.)

DO NOT SCALE

SCALE:- 1:200

NATIONAL WATER SUPPLY AND DRAINAGE BOARD
THE PROJECT FOR THE REDUCTION OF NON-REVENUE WATER
IN THE GREATER COLOMBO AREA

JAPAN INTERNATIONAL COOPERATION AGENCY (JICA)
STUDY TEAM

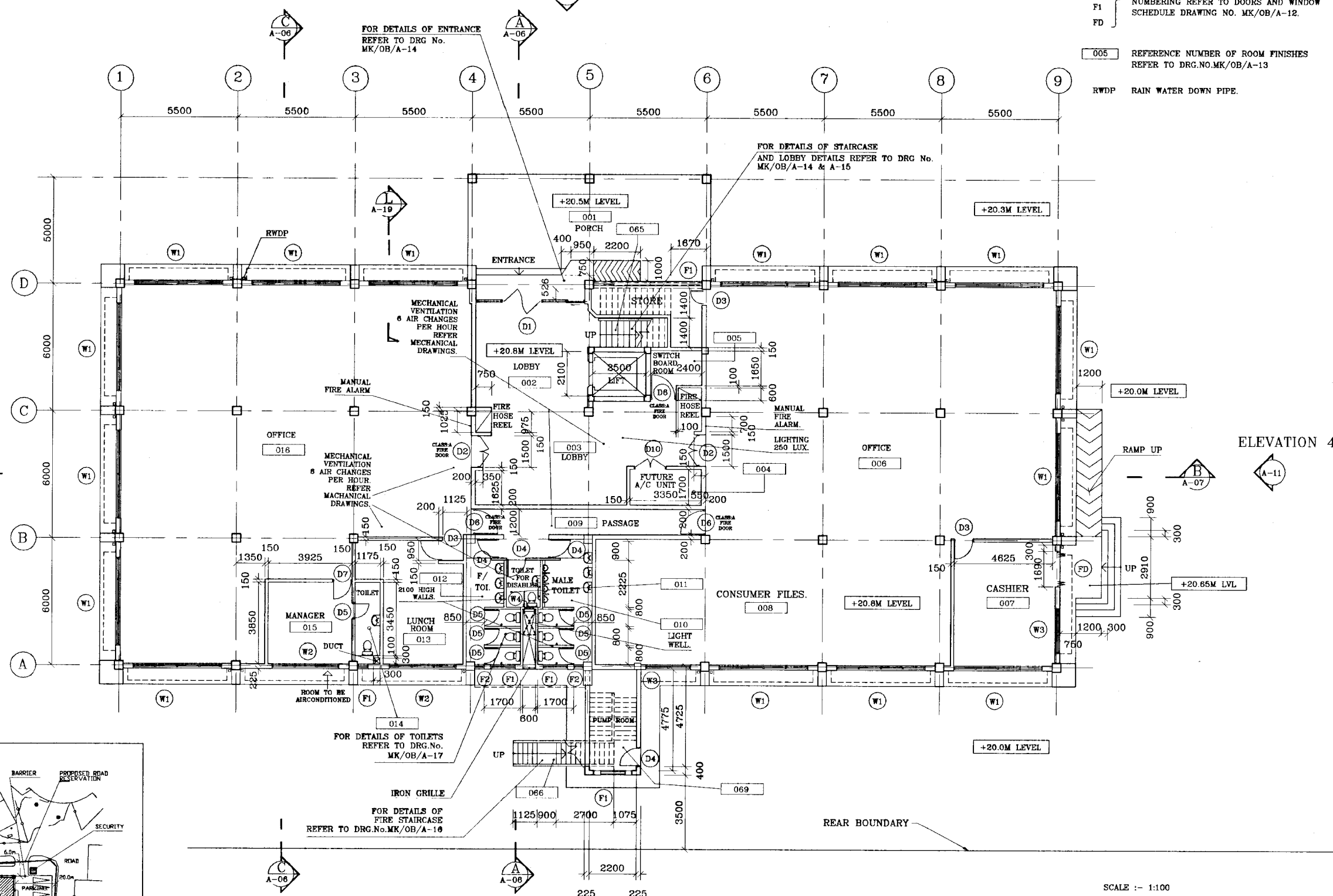
NIHON SUIDO CONSULTANTS CO. LTD.,
TOKYO, JAPAN

REV.	DESCRIPTION	SUB PROJECT	TITLE	DATE
		MALIGAKANDA	MALIGAKANDA OFFICE BUILDING LANDSCAPING LAYOUT	JAN 2001
DESIGNED	DRAWN	Rn		
CHECKED	PM(NRW/SAPS) NWSDB			CONTRACT No. NRW/CW
DR. TEAM LEADER	ASG(P&D) NWSDB			DRG. No.
TEAM LEADER	OGM(P&D) NWSDB			MK/OB/G-4

ELEVATION 1

LEGEND:-

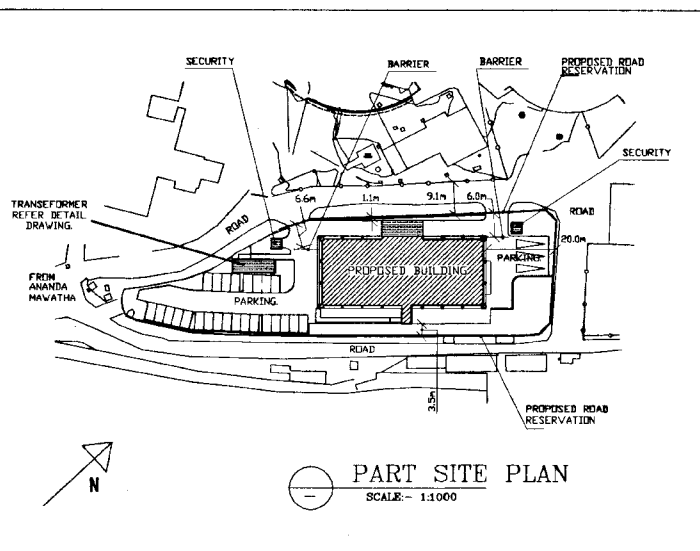
- W1 WINDOW / DOOR / FANLIGHT / FOLDING DOOR
- D1 NUMBERING REFER TO DOORS AND WINDOW
- F1 SCHEDULE DRAWING NO. MK/OB/A-12.
- FD
- 005 REFERENCE NUMBER OF ROOM FINISHES
- REFER TO DRG.NO.MK/OB/A-13
- RWDP RAIN WATER DOWN PIPE.



ELEVATION 3

ELEVATION 4

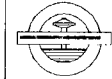
ELEVATION 2

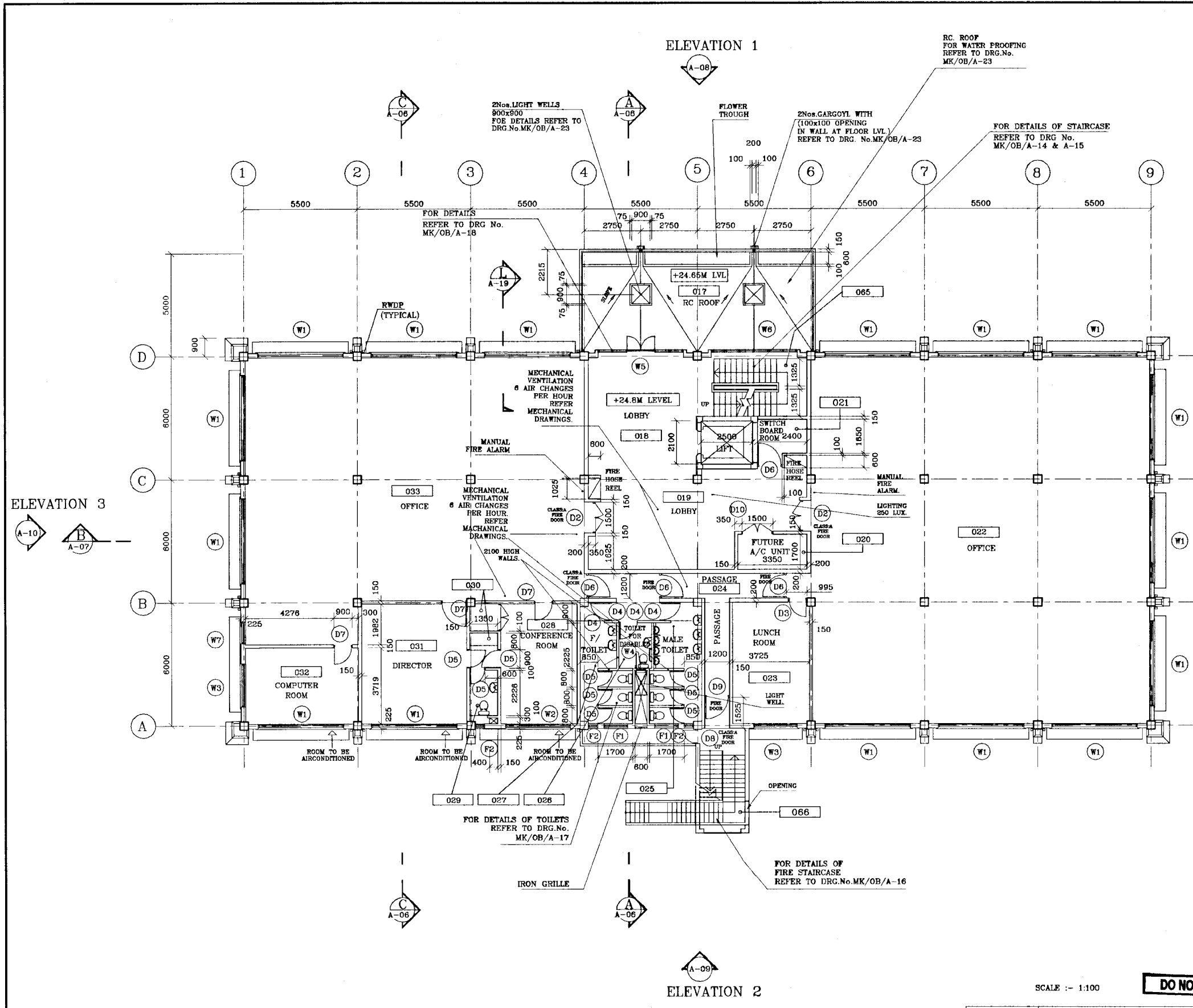


PART SITE PLAN
SCALE:- 1:1000

SCALE :- 1:100

DO NOT SCALE

 <p>NATIONAL WATER SUPPLY AND DRAINAGE BOARD THE PROJECT FOR THE REDUCTION OF NON-REVENUE WATER IN THE GREATER COLOMBO AREA</p>	<p>SUB PROJECT MALIGAKANDA</p>		<p>TITLE MALIGAKANDA OFFICE BUILDING GROUND FLOOR PLAN</p>	
	<p>DESIGNED <i>[Signature]</i></p>	<p>DRAWN Rn</p>	<p>DATE JAN 2001</p>	
<p>CHECKED <i>[Signature]</i></p>	<p>BY TEAM LEADER <i>[Signature]</i></p>	<p>CONTRACT NO. NRW/CW</p>	<p>DRG NO. MK/OB/A-01</p>	
<p>JAPAN INTERNATIONAL COOPERATION AGENCY (JICA) STUDY TEAM</p>		<p>NIHON SUDO CONSULTANTS CO. LTD., TOKYO, JAPAN</p>		



- LEGEND:-**
- W1 } WINDOW / DOOR / FANLIGHT / FOLDING DOOR
 - D1 } NUMBERING REFER TO DOORS AND WINDOW
 - F1 } SCHEDULE DRAWING NO. MK/OB/A-12.
 - FD }
 - 005 } REFERENCE NUMBER OF ROOM FINISHES
 - REFER TO DRG. NO. MK/OB/A-13
 - RWDP } RAIN WATER DOWN PIPE.

ELEVATION 4

SCHEDULE OF DOORS & WINDOWS		
TYPE	DIMENSIONS WIDTH x HEIGHT	DESCRIPTION
D1	5100 x 2650	ALUMINIUM 1820 WIDE DOOR WITH OPENABLE WINDOW PANEL.
D2	1500 x 2100	CLASS A FIRE DOOR WITH DOOR CLOSERS AND VISION PANEL (TIMBER SOLID CORE 45mm THICK)
D3	900 x 2100	ALUMINIUM PANELLED DOOR.
D4	900 x 2100	-DO-
D5	800 x 2100	-DO-
D6	1200 x 2100	CLASS A FIRE DOOR WITH DOOR CLOSERS AND VISION PANEL (TIMBER SOLID CORE 45mm THICK)
D7	900 x 2100	ALUMINIUM PANELLED DOOR.
D8	800 x 2100	CLASS A FIRE DOOR WITH DOOR CLOSERS AND VISION PANEL (TIMBER SOLID CORE 45mm THICK)
D9	1200 x 2100	ALUMINIUM PANELLED DOOR.
D10	1500 x 2100	ALUMINIUM LOUVERED DOOR.
W1	4000 x 1850	GLAZED ALUMINIUM WINDOW WITH 100% OPENABLE SASHES.
W1a	4000 x 1850 + 1333 x 1000	GLAZED ALUMINIUM WINDOW WITH 100% OPENABLE SASHES.
W2	2887 x 1850	GLAZED ALUMINIUM WINDOW WITH 100% OPENABLE SASHES.
W3	2000 x 1850	-DO-
W4	450 x 1750	GLAZED ALUMINIUM WINDOW WITH OPENABLE SASH & FIXED VENTILATION PANEL.
W5	4000 x 2650	GLAZED ALUMINIUM WINDOW WITH OPENABLE SASHES & FIXED VENTILATION PANELS.
W6	4000 x 2650	-DO-
W7	690 x 1850	GLAZED ALUMINIUM WINDOW WITH 100% OPENABLE SASHES.
W8	690 x 975	ALUMINIUM FIXED VENTILATION PANEL.
F1	1400 x 950	GLAZED ALUMINIUM FANLIGHT WITH 100% OPENABLE SASHES.
F2	450 x 2850	GLAZED ALUMINIUM FANLIGHT WITH EXHAUST FAN ON TOP AND OPENABLE SASH IN MIDDLE AND FIXED VENTILATION PANEL IN BOTTOM.
GRILLE	600 x 2850	IRON GRILLE.

DO NOT SCALE

SCALE :- 1:100

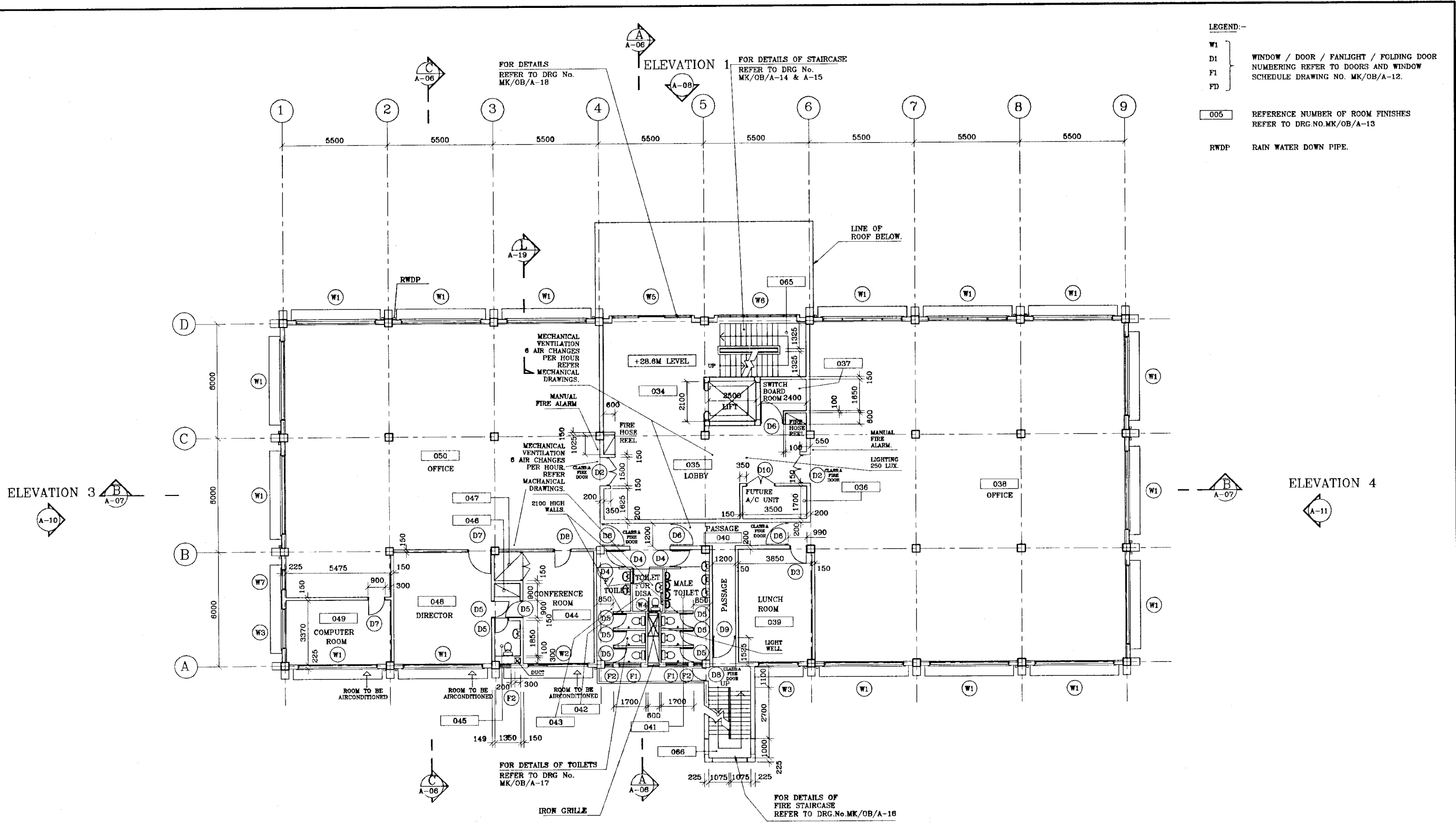
<p>NATIONAL WATER SUPPLY AND DRAINAGE BOARD THE PROJECT FOR THE REDUCTION OF NON-REVENUE WATER IN THE GREATER COLOMBO AREA</p>	SUB PROJECT MALIGAKANDA	TITLE MALIGAKANDA OFFICE BUILDING FIRST FLOOR PLAN
	DESIGNED <i>[Signature]</i>	DATE JAN 2001
<p>JAPAN INTERNATIONAL COOPERATION AGENCY (JICA) STUDY TEAM</p> <p>NIHON SUDO CONSULTANTS CO. LTD., TOKYO, JAPAN</p>	CHECKED <i>[Signature]</i>	CONTRACT NO. NRW/CW
	DRY TEAM LEADER <i>[Signature]</i>	DRG No. MK/OB/A-02

LEGEND:-

W1 } WINDOW / DOOR / FANLIGHT / FOLDING DOOR
 D1 } NUMBERING REFER TO DOORS AND WINDOW
 F1 } SCHEDULE DRAWING NO. MK/OB/A-12.
 FD }


005 } REFERENCE NUMBER OF ROOM FINISHES
 REFER TO DRG.NO.MK/OB/A-13

RWDP } RAIN WATER DOWN PIPE.



SCALE :- 1:100

DO NOT SCALE

 NATIONAL WATER SUPPLY AND DRAINAGE BOARD THE PROJECT FOR THE REDUCTION OF NON-REVENUE WATER IN THE GREATER COLOMBO AREA	SUB PROJECT MALIGAKANDA		TITLE MALIGAKANDA OFFICE BUILDING SECOND FLOOR PLAN	
	DESIGNED <i>[Signature]</i>	DRAWN Rtn	DATE JAN 2001	
	CHECKED <i>[Signature]</i>	PM IN/NS/APS/MS/SA <i>[Signature]</i>	CONTRACT No.	
	DT TEAM LEADER <i>[Signature]</i>	COMP/PS/MS/SA R. D. A. S.	DRG No. MK/OB/A-03	
JAPAN INTERNATIONAL COOPERATION AGENCY (JICA) STUDY TEAM NIHON SUIDO CONSULTANTS CO. LTD., TOKYO, JAPAN		TEAM LEADER <i>[Signature]</i>	DM/PS/MS/SA <i>[Signature]</i>	

ELEVATION 2

ELEVATION 3

ELEVATION 4

FOR DETAILS REFER TO DRG No. MK/OB/A-18

FOR DETAILS OF STAIRCASE REFER TO DRG No. MK/OB/A-14 & A-15

FOR DETAILS OF TOILETS REFER TO DRG No. MK/OB/A-17

FOR DETAILS OF FIRE STAIRCASE REFER TO DRG.No.MK/OB/A-18

LEGEND:-

W1 } WINDOW / DOOR / FANLIGHT / FOLDING DOOR
 D1 } NUMBERING REFER TO DOORS AND WINDOW
 F1 } SCHEDULE DRAWING NO. MK/OB/A-12.
 FD }

005 REFERENCE NUMBER OF ROOM FINISHES
 REFER TO DRG.NO.MK/OB/A-13

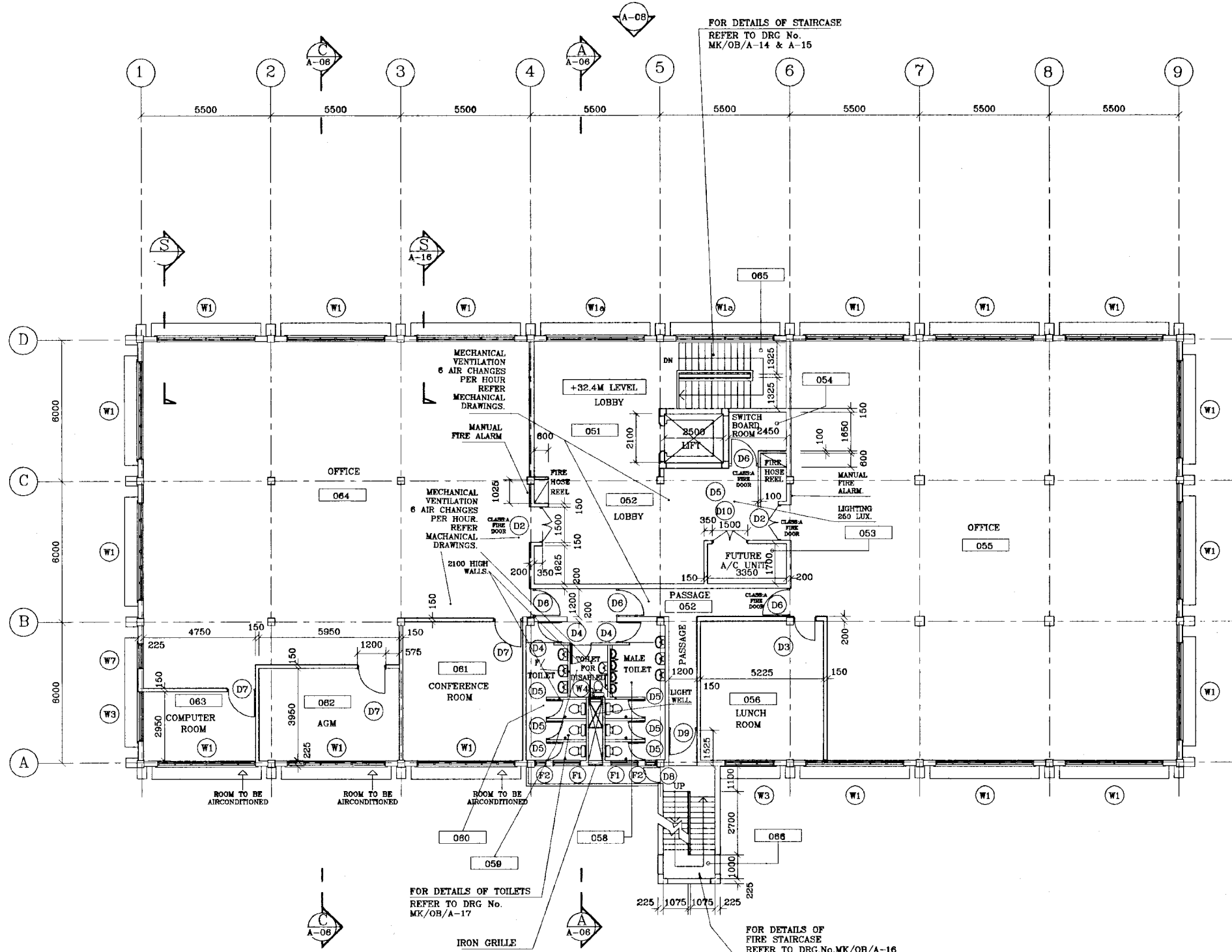
RWDP RAIN WATER DOWN PIPE.

ELEVATION 1

FOR DETAILS OF STAIRCASE
 REFER TO DRG No.
 MK/OB/A-14 & A-15

ELEVATION 3


ELEVATION 4



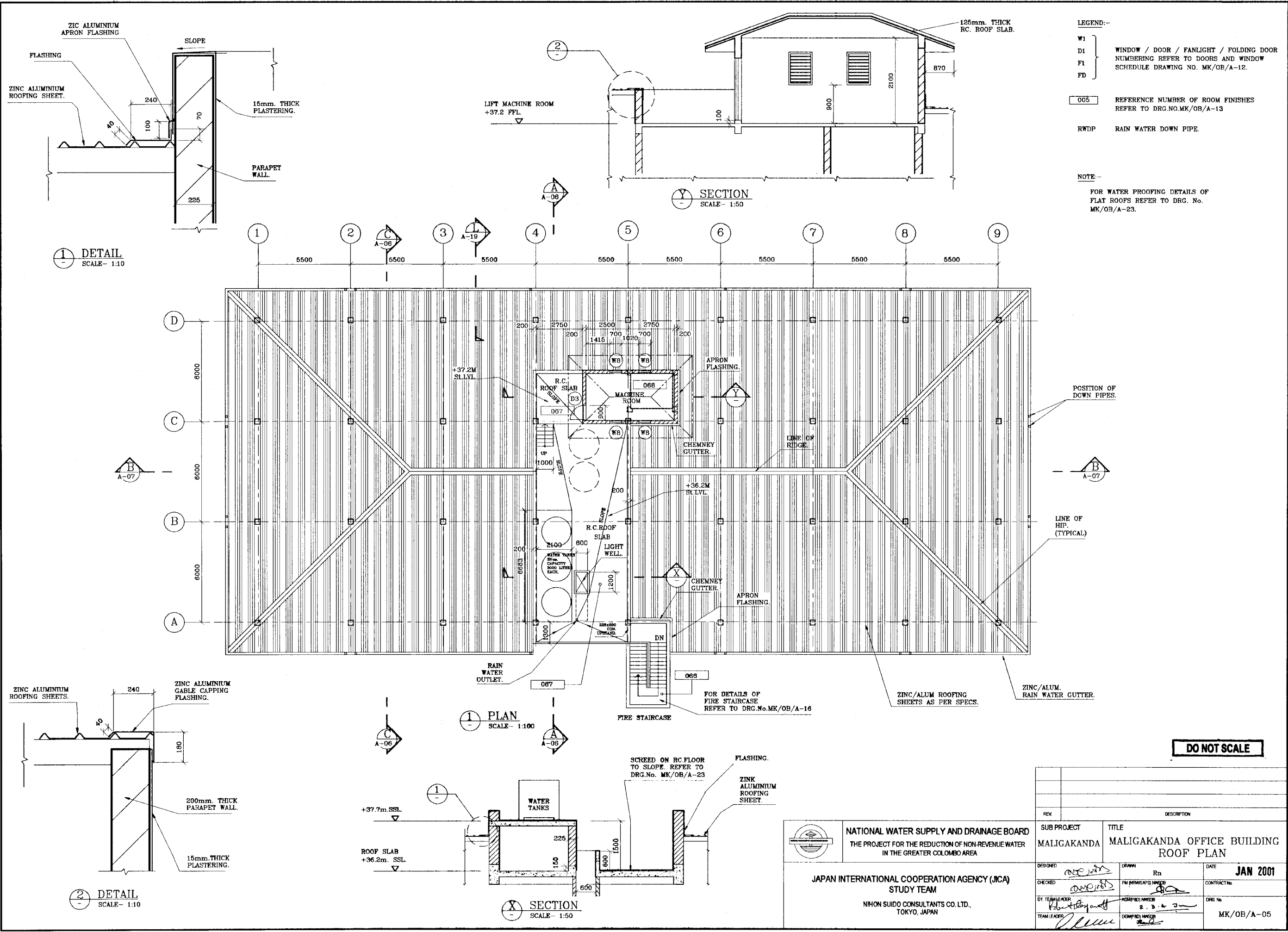
DO NOT SCALE

SCALE :- 1:100

ELEVATION 2

 <p>NATIONAL WATER SUPPLY AND DRAINAGE BOARD THE PROJECT FOR THE REDUCTION OF NON-REVENUE WATER IN THE GREATER COLOMBO AREA</p>	<p>SUB PROJECT MALIGAKANDA</p>	<p>TITLE MALIGAKANDA OFFICE BUILDING THIRD FLOOR PLAN</p>
	<p>DESIGNED: <i>[Signature]</i> CHECKED: <i>[Signature]</i> DT TEAM LEADER: <i>[Signature]</i> TEAM LEADER: <i>[Signature]</i></p>	<p>DRAWN: Rn PM IN/NEWS/MS/MS/MS E.M.P/MS/MS D.M.P/MS/MS</p>

JAPAN INTERNATIONAL COOPERATION AGENCY (JICA)
 STUDY TEAM
 NIPPON SUDO CONSULTANTS CO. LTD.,
 TOKYO, JAPAN



LEGEND:-

W1 } WINDOW / DOOR / FANLIGHT / FOLDING DOOR
 D1 } NUMBERING REFER TO DOORS AND WINDOW
 F1 } SCHEDULE DRAWING NO. MK/OB/A-12.
 FD }

005 REFERENCE NUMBER OF ROOM FINISHES
 REFER TO DRG.NO.MK/OB/A-13

RWDP RAIN WATER DOWN PIPE.

NOTE:-
 FOR WATER PROOFING DETAILS OF
 FLAT ROOFS REFER TO DRG. No.
 MK/OB/A-23.

1 DETAIL
 SCALE- 1:10

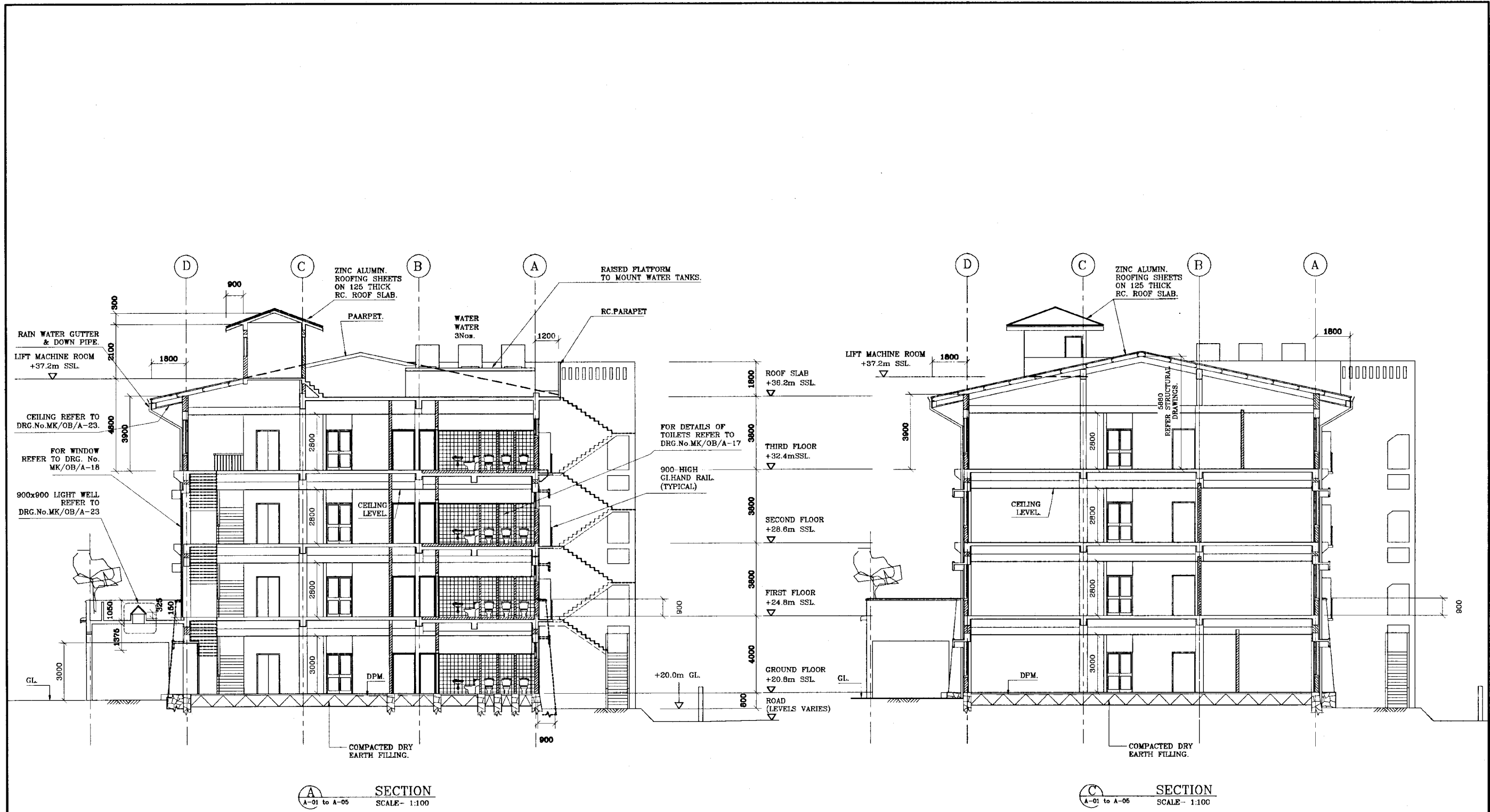
SECTION
 SCALE- 1:50

1 PLAN
 SCALE- 1:100

SECTION
 SCALE- 1:50

DO NOT SCALE


		NATIONAL WATER SUPPLY AND DRAINAGE BOARD THE PROJECT FOR THE REDUCTION OF NON-REVENUE WATER IN THE GREATER COLOMBO AREA	
JAPAN INTERNATIONAL COOPERATION AGENCY (JICA) STUDY TEAM NIHON SUIDO CONSULTANTS CO. LTD., TOKYO, JAPAN		SUB PROJECT MALIGAKANDA	TITLE MALIGAKANDA OFFICE BUILDING ROOF PLAN
DESIGNED	DRAWN	DATE	JAN 2001
CHECKED	FM (NWS&D) NUMBER	CONTRACT No.	
BY TEAM LEADER	AGAPRO NUMBER	DRG No.	
TEAM LEADER	COMPACT NUMBER		MK/OB/A-05

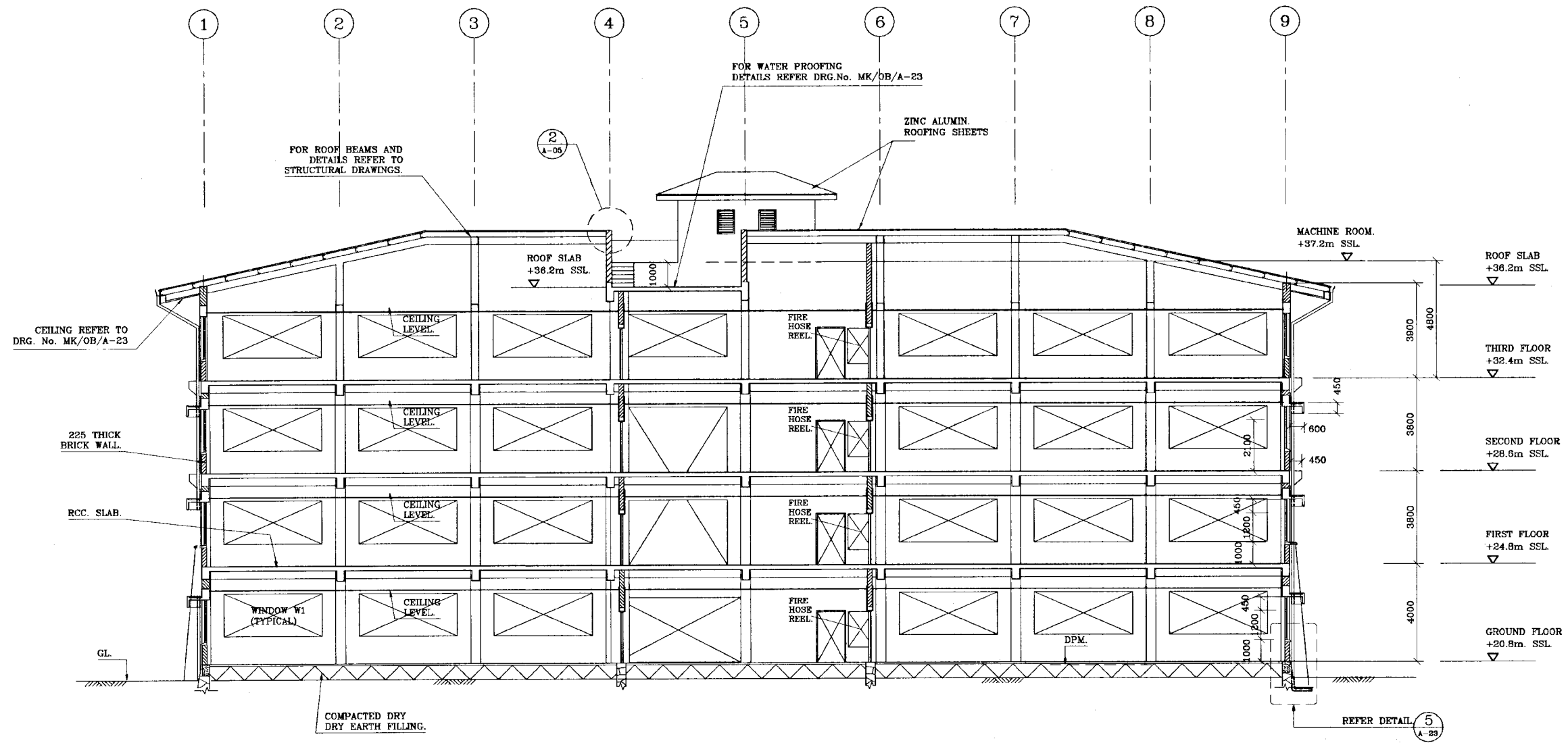


A SECTION
A-01 to A-05
SCALE - 1:100

C SECTION
A-01 to A-05
SCALE - 1:100


DO NOT SCALE

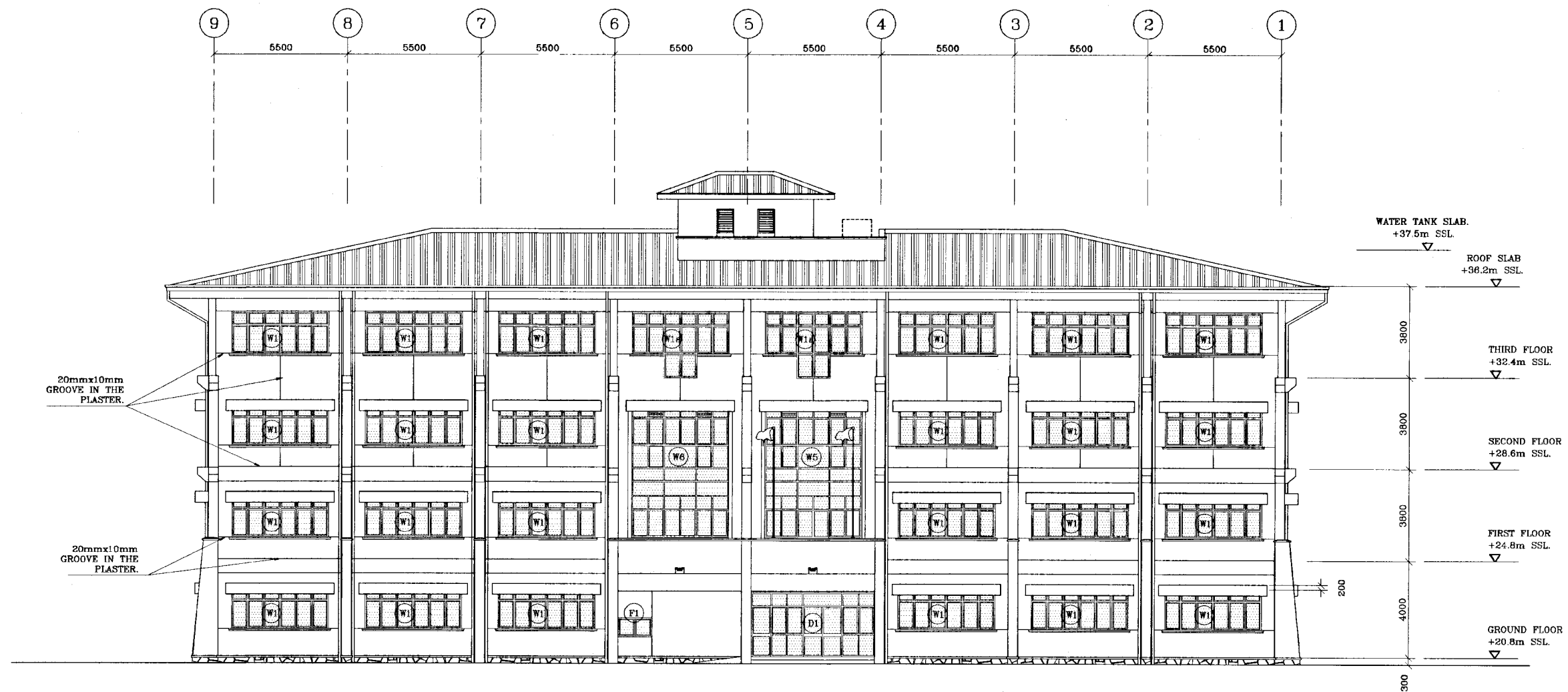
 NATIONAL WATER SUPPLY AND DRAINAGE BOARD THE PROJECT FOR THE REDUCTION OF NON-REVENUE WATER IN THE GREATER COLOMBO AREA	SUB PROJECT		TITLE
			MALIGAKANDA OFFICE BUILDING SECTION A:A & C:C
	DESIGNED	DRAWN	DATE
	CHECKED	PM INCHARGE	CONTRACT NO.
BY TEAM LEADER	ASHP/NO	DRG. NO.	
TEAM LEADER	COMP/NO		MK/OB/A-06



SCALE :- 1:100

DO NOT SCALE.


 <p>NATIONAL WATER SUPPLY AND DRAINAGE BOARD THE PROJECT FOR THE REDUCTION OF NON-REVENUE WATER IN THE GREATER COLOMBO AREA</p>	<p>SUB PROJECT MALIGAKANDA</p>	<p>TITLE MALIGAKANDA OFFICE BUILDING SECTION B:B</p>
	<p>DESIGNED: <i>[Signature]</i></p> <p>CHECKED: <i>[Signature]</i></p> <p>DRY TEAM LEADER: <i>[Signature]</i></p> <p>TEAM LEADER: <i>[Signature]</i></p>	<p>DATE JAN 2001</p> <p>CONTRACT NO.</p> <p>DRG NO. MK/OB/A-07</p>

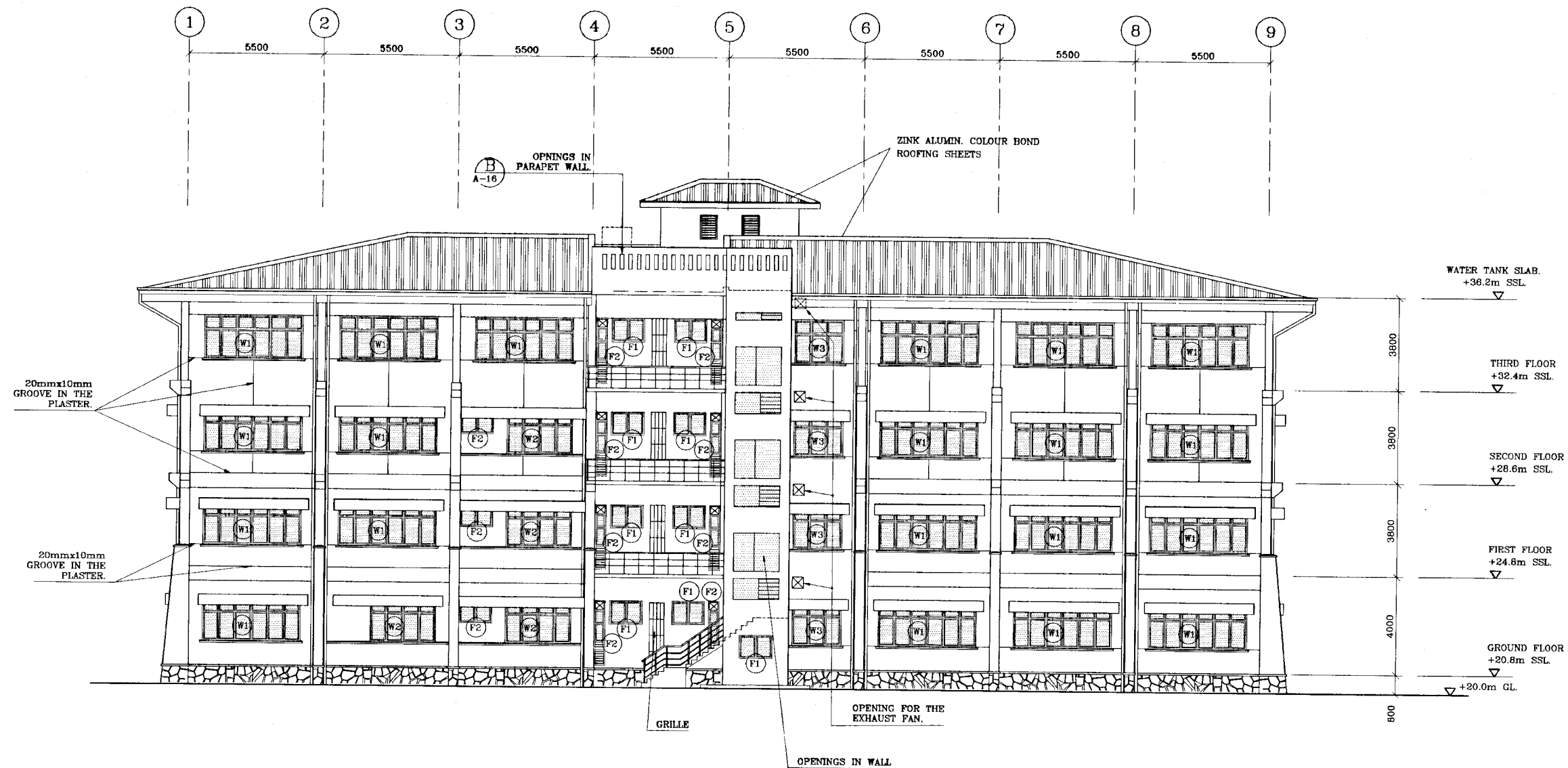


DO NOT SCALE

SCALE:- 1:100

REV	DESCRIPTION


 <p>NATIONAL WATER SUPPLY AND DRAINAGE BOARD THE PROJECT FOR THE REDUCTION OF NON-REVENUE WATER IN THE GREATER COLOMBO AREA</p>	<p>SUB PROJECT MALIGAKANDA</p>	<p>TITLE MALIGAKANDA OFFICE BUILDING ELEVATION NORTH-WEST</p>
	<p>DESIGNED: <i>[Signature]</i> CHECKED: <i>[Signature]</i> BY TEAM LEADER: <i>[Signature]</i> TEAM LEADER: <i>[Signature]</i></p>	<p>DATE: JAN 2001 DRAWN: <i>[Signature]</i> PM (NWS&D) NUMBER: <i>[Signature]</i> NWS&D NUMBER: E. D. A. J. DRAWN NUMBER: <i>[Signature]</i></p>
<p>JAPAN INTERNATIONAL COOPERATION AGENCY (JICA) STUDY TEAM NIHON SUIDO CONSULTANTS CO. LTD., TOKYO, JAPAN</p>		



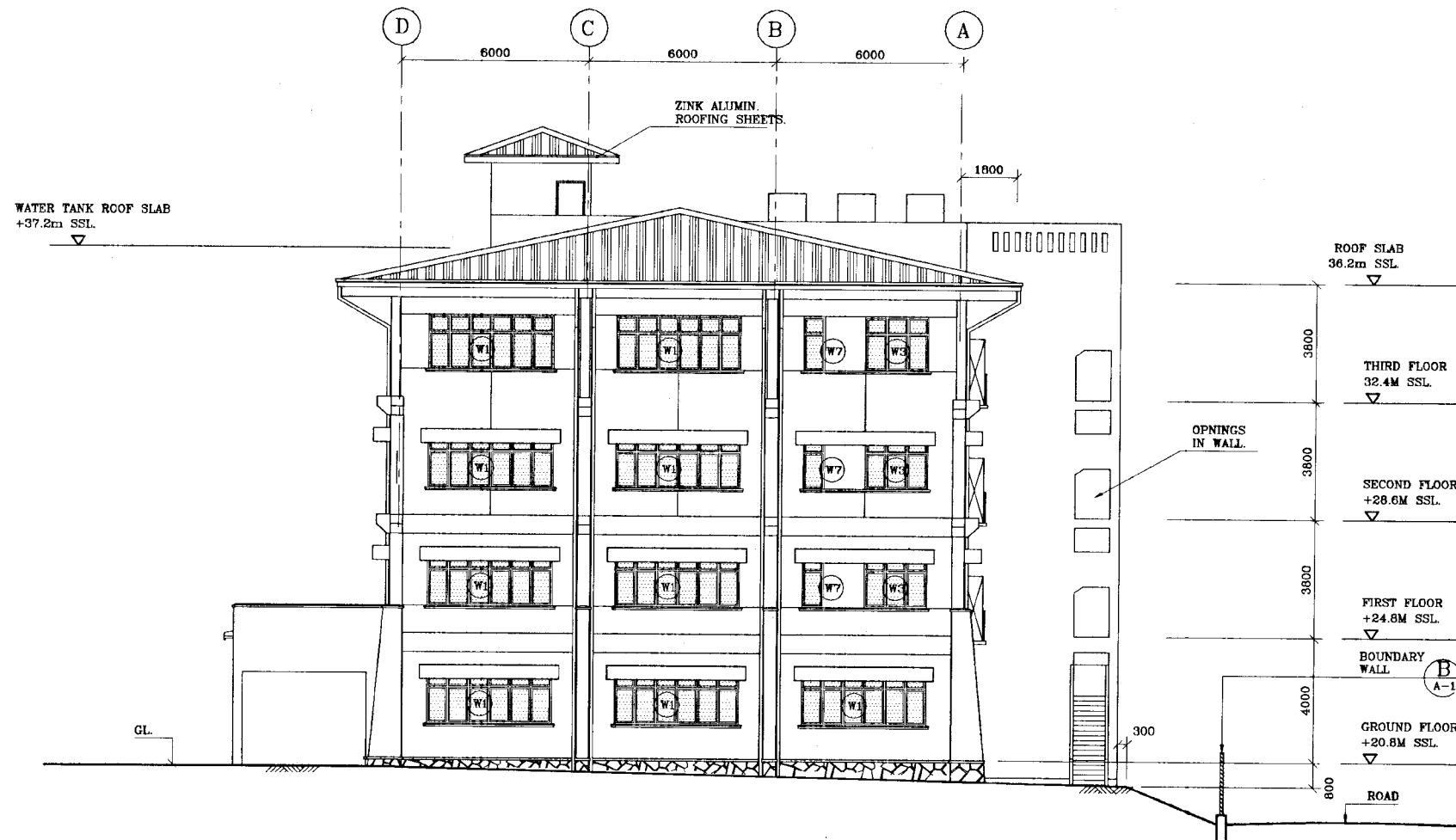
SCALE: - 1:100

DO NOT SCALE


REV.	DESCRIPTION

 <p>NATIONAL WATER SUPPLY AND DRAINAGE BOARD THE PROJECT FOR THE REDUCTION OF NON-REVENUE WATER IN THE GREATER COLOMBO AREA</p>	SUB PROJECT	TITLE
	MALIGAKANDA	MALIGAKANDA OFFICE BUILDING ELEVATION 2 SOUTH-EAST
DESIGNED	DRAWN	DATE
CHECKED	PAI (NRWS/PS) NUMBER	CONTRACT No.
BY TEAM LEADER	APPROVED NUMBER	DRG No.
TEAM LEADER	COMP (NO) NUMBER	MK/OB/A-09

JAPAN INTERNATIONAL COOPERATION AGENCY (JICA)
 STUDY TEAM
 NIHON SUIDO CONSULTANTS CO. LTD.,
 TOKYO, JAPAN



DO NOT SCALE


 <p>NATIONAL WATER SUPPLY AND DRAINAGE BOARD THE PROJECT FOR THE REDUCTION OF NON-REVENUE WATER IN THE GREATER COLOMBO AREA</p> <p>JAPAN INTERNATIONAL COOPERATION AGENCY (JICA) STUDY TEAM</p> <p>NIHON SUIDO CONSULTANTS CO. LTD., TOKYO, JAPAN</p>	SUB PROJECT MALIGAKANDA		TITLE MALIGAKANDA OFFICE BUILDING ELEVATION 3 SOUTH-WEST	
	DESIGNED <i>[Signature]</i>	DRAWN R21	DATE JAN 2001	CONTRACT No. NRW/CW
	CHECKED <i>[Signature]</i>	PA/IN/MS/APS/MS/SD	DRG No. MK/OB/A-10	
	BY TEAM LEADER <i>[Signature]</i>	APPROVED MS/SD R. B. J.		
TEAM LEADER <i>[Signature]</i>	DISAPPROVED MS/SD			



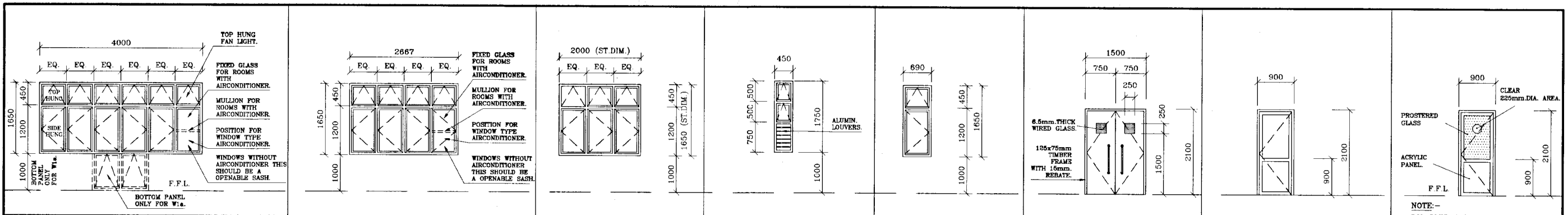
DO NOT SCALE

REV.	DESCRIPTION

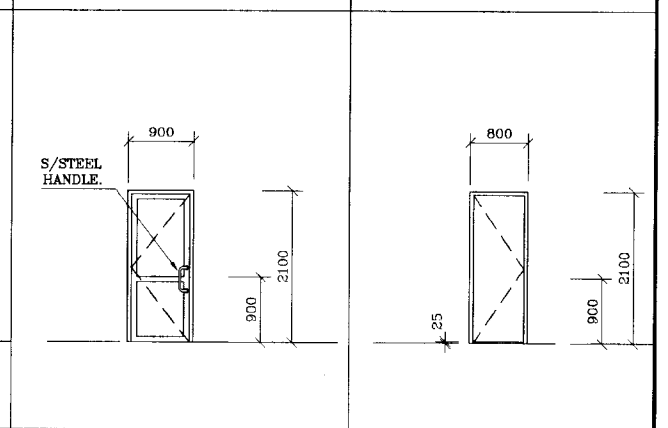
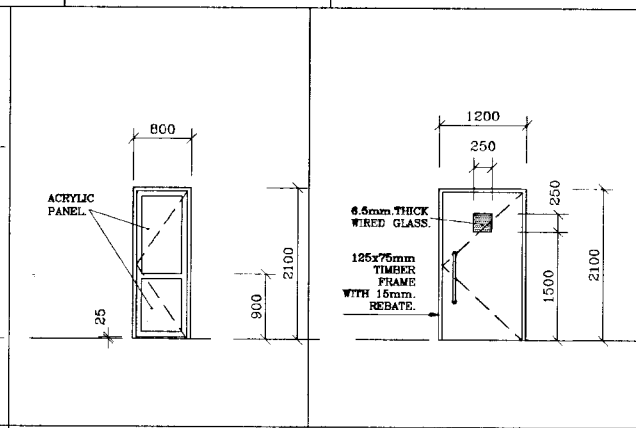
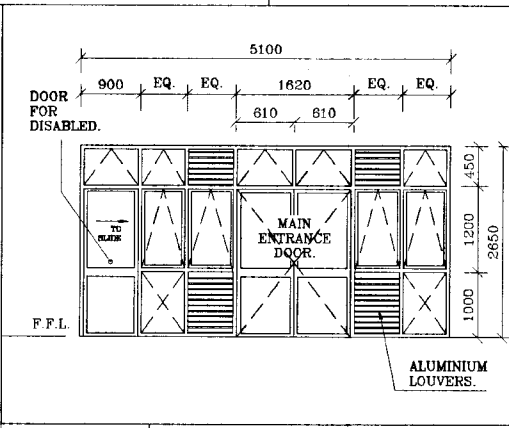
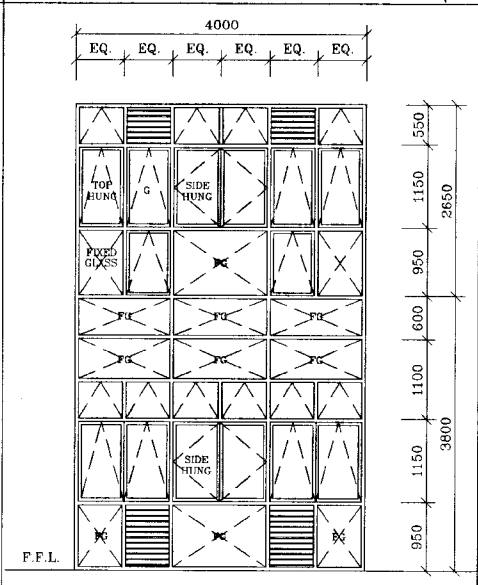
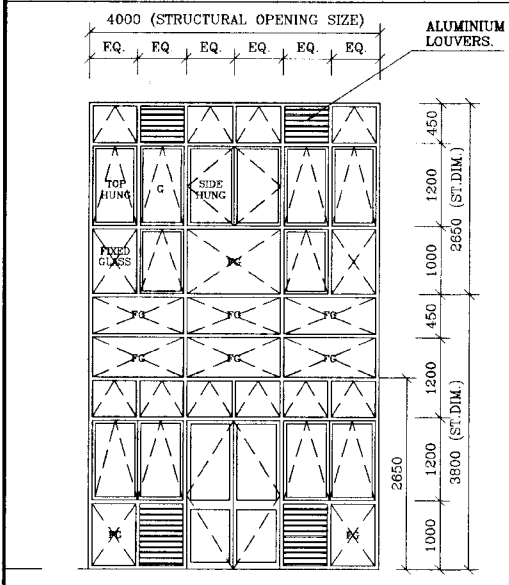
NATIONAL WATER SUPPLY AND DRAINAGE BOARD THE PROJECT FOR THE REDUCTION OF NON-REVENUE WATER IN THE GREATER COLOMBO AREA		SUB PROJECT MALIGAKANDA	TITLE MALIGAKANDA OFFICE BUILDING ELEVATION 4 NORTH-EAST
DESIGNED <i>[Signature]</i>	DRAWN Rn	DATE JAN 2001	CONTRACTING NRW/CW
CHECKED <i>[Signature]</i>	P.M. APPROVED <i>[Signature]</i>	DRG. No. MK/OB/A-11	
BY TEAM LEADER <i>[Signature]</i>	APPROVED <i>[Signature]</i>		
TEAM LEADER <i>[Signature]</i>	DRAWING APPROVED <i>[Signature]</i>		


NATIONAL WATER SUPPLY AND DRAINAGE BOARD
 THE PROJECT FOR THE REDUCTION OF NON-REVENUE WATER
 IN THE GREATER COLOMBO AREA

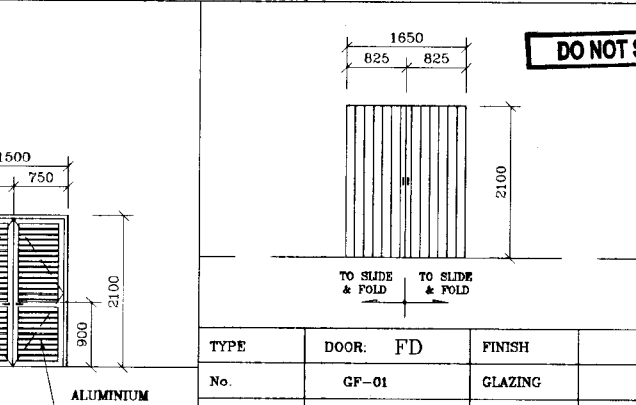
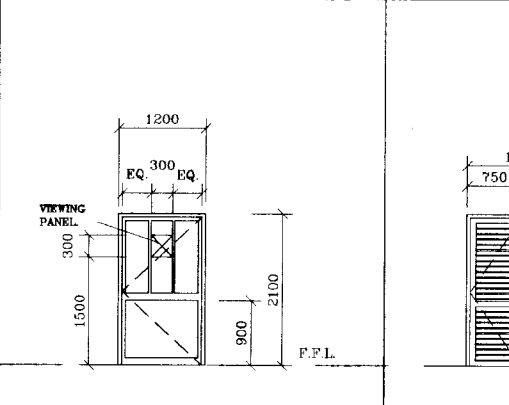
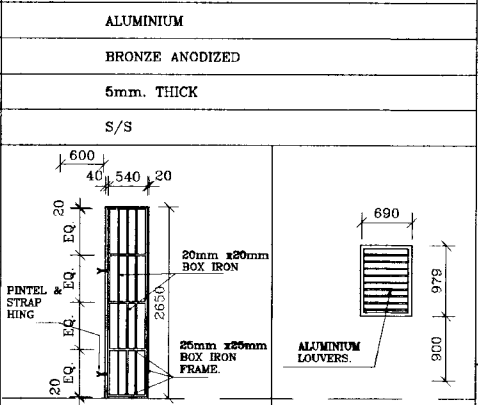
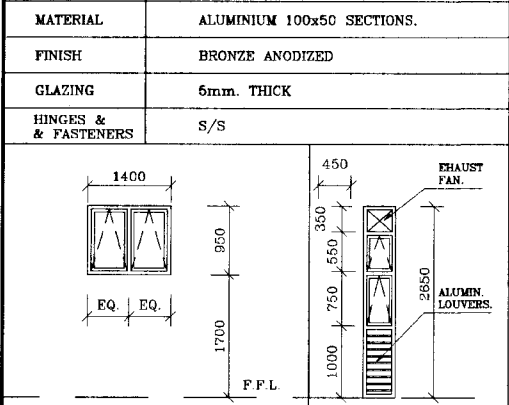
JAPAN INTERNATIONAL COOPERATION AGENCY (JICA)
 STUDY TEAM
 NIPPON KAIWA CONSULTANTS CO. LTD.,
 TOKYO, JAPAN



TYPE	WINDOW:- W1 - WITHOUT BOTTOM PANEL	TYPE	WINDOW: W2	WINDOW: W3	W4	WINDOW: W7	DOOR: D2	DOOR: D3	DOOR: D4
No.	GF-15 FF-16 2ND-16 3RD-17	No.	GF-02 FF-01 2ND-01 3RD-01	GF-02 FF-02 2ND-02 3RD-02 R-	GF-01 FF-01 2ND-01 3RD-01	GF- FF-01 2ND-01 3RD-01	GF-02 FF-02 2ND-02 3RD-02 R-	GF-16 FF-03 2ND-03 3RD-05 R-01	GF-04 FF-03 2ND-03 3RD-03 R-
MATERIAL	ALUMINIUM	MATERIAL	ALUMINIUM	ALUMINIUM	ALUMINIUM	ALUMINIUM	45mm.THICK HARD CORE TIMBER CLASS-A FIRE DOOR.	ALUMINIUM PROFILE WITH G.I. CORE	ALUMINIUM
FINISH	BRONZE ANODISE	FINISH	BRONZE ANODIZED	BRONZE ANODIZED	BRONZE ANODIZED	BRONZE ANODIZED	COLOURED PERSTOP.	BRONZE ANODIZED	BRONZE ANODIZED
GLAZING	5mm. THICK	GLAZING	5mm. THICK	5mm. THICK	5mm. THICK	5mm. THICK	WIRED GLASS.	PVC. COATED PLYWOOD	4mm OPAQUE ACRYLIC PANELS / 4mm FROSTED GLASS ON TOP.
HINGES & PASTNERS	S/S	HINGES & PASTNERS	S/S	S/S	S/S PANIC BOLT.	S/S PANIC BOLT.	S/S WITH DOOR CLOSER.	S/S	S/S WITH DOOR CLOSER.



TYPE	WINDOW: W5	WINDOW: W6	DOOR: D1	DOOR: D5	DOOR: D6	DOOR: D7	DOOR: D8
No.	GF & FF- 01	GF & FF- 01	GF 01	GF-07 FF-09 2ND-09 3RD-06 R-	GF-03 FF-05 2ND-05 3RD-05 R-	GF-01 FF-03 2ND-03 3RD-03 R-	GF-02 FF-02 2ND-02 3RD-02 R-
MATERIAL	ALUMINIUM 100x50 SECTIONS.	ALUMINIUM	ALUMINIUM	ALUMINIUM	45mm.THICK SOLID CORE TIMBER CLASS-A FIRE DOOR.	ALUMINIUM	G.I PROFILE WITH 45mm.THK. TIMBER CORE.
FINISH	BRONZE ANODIZED	BRONZE ANODIZED	BRONZE ANODIZED	BRONZE ANODIZED	COLOURED PERSTOP.	BRONZE ANODIZED	
GLAZING	5mm. THICK	5mm. THICK	5mm. THICK	4mm. OPAQUE ACRYLIC PANELS	WIRED GLASS.	PVC. COATED PLYWOOD	
HINGES & FASTENERS	S/S	S/S	S/S	S/S	S/S (FIRE PROOF) WITH DOOR CLOSER.	S/S	S/S



TYPE	F1	F2	GRILLE	W8	DOOR: D9	DOOR: D10	DOOR: FD
No.	GF-03 FF-02 2ND-02 3RD-02	GF-03 FF-03 2ND-03 3RD-02	GF-01 FF-01 2ND-01 3RD-01	ROOF-04	GF-02 FF-02 2ND-02 3RD-02 R-	GF-01 FF-01 2ND-01 3RD-01 R-	GF-01
MATERIAL	ALUMINIUM	ALUMINIUM	G.I. BOX SECTIONS.	ALUMINIUM	ALUMINIUM	ALUMINIUM	G.I.
FINISH	BRONZE ANODIZED	BRONZE ANODIZED	TWO COATS OF ANTI CORROSIVE & TWO COATS OF GLOSS PAINT.	BRONZE ANODIZED	BRONZE ANODIZED	BRONZE ANODIZED	GLAZING
GLAZING	5mm. THICK	5mm. THICK	5mm. THICK	ALUMIN. LOUVERED	ALUMINIUM PANEL.	ALUMINIUM LOUVERED	HINGES & PASTNERS
HINGERS & PASTNERS	S/S	S/S	G.I. PINTEL & STRAP	S/S PANIC BOLT.	S/S	S/S	

NOTE:-

- ALL THE MAIN DIMENSIONS SHOWN IN THE DRAWING (WIDTHS & HEIGHTS OF THE DOORS AND THE WINDOWS) ARE THE DIMENSIONS OF THE STRUCTURAL OPENINGS. PLEASE ALLOW SPACE FOR FINISHES WHEN TAKING EXACT DIMENSIONS FOR FABRICATION. CHECK SITE DIMENSIONS FOR ACTUAL OPENING SIZES BEFORE FABRICATION OF FRAMES & SASHES.
- ALL ALUMINIUM SECTIONS ARE BRONZE ANODIZED.
- SAMPLES OF RUBBER BEADINGS, STAINLESS STEEL RINGS, LOCKS, FASTENERS, LOUVERS, DOOR CLOSERS, GLASS PANELS, ACRYLIC PANELS, PVC COATED PLYWOOD PANELS, TIMBER, ETC. SHOULD BE FORWARDED TO THE ENGINEER'S APPROVAL BEFORE FABRICATION / PURCHASE.
- ALL THE WINDOW FRAMES AND GLAZING SHALL WITHSTAND FOR THE WIND FORCES DUE TO A BASIC WIND SPEED OF 34 m/s.

DO NOT SCALE

NATIONAL WATER SUPPLY AND DRAINAGE BOARD
THE PROJECT FOR THE REDUCTION OF NON-REVENUE WATER
IN THE GREATER COLOMBO AREA

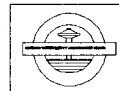
SUB PROJECT: MALIGAKANDA
TITLE: MALIGAKANDA OFFICE BUILDING DOORS & WINDOWS

DESIGNED: [Signature] DATE: JAN 2001
CHECKED: [Signature] CONTRACT NO: NRW/CW
BY: TEAM LEADER [Signature] DRG. NO.
TEAM LEADER [Signature] DRAWING NUMBER: MK/OB/A-12

JAPAN INTERNATIONAL COOPERATION AGENCY (JICA)
STUDY TEAM
NIHON SUIDO CONSULTANTS CO. LTD.,
TOKYO, JAPAN

ROOM NO.	USE	FLOOR					WALL				CEILING	
		TERRAZZO	300X300 CERAMIC FLOOR TILES	PRESSED CEMENT TILES	CEMENT RENDERING	CONCRETE TROWEL FINISH	200X200 CERAMIC FLOOR TILES	SMOOTH CEMENT PLASTERING	SEMI SMOOTH EXTERNAL PLASTERING	200X200 CERAMIC WALL TILES	FARE FACE CONCRETE	MINARAL FIBER CEILING WITH 600X600 AL GRID
001	PORCH											
002	LOBBY	•										
003	WAITING AREA	•										
004	FUTURE A/C UNIT											
005	SWTCH BOARD ROOM											
006	OFFICE AREA		•									
007	CASHIER		•									
008	CONSUMER FILES		•									
009	CORRIDOR		•									
010	MALE TOILET											
011	TOILET FOR DISABLED											
012	FEMALE TOILET											
013	LUNCH ROOM		•									
014	TOILET											
015	MANAGER		•									
016	OFFICE AREA		•									
017	RC. ROOF SLAB											
018	LOBBY	•										
019	WAITING AREA	•										
020	FUTURE A/C UNIT											
021	SWTCH BOARD ROOM											
022	OFFICE AREA		•									
023	LUNCH ROOM		•									
024	CORRIDOR		•									
025	MALE TOILET											
026	TOILET FOR DISABLED											
027	FEMALE TOILET											
028	CONFERENCE ROOM		•									
029	TOILET											
030	UTILITY		•									
031	DIRECTOR		•									
032	COMPUTER ROOM		•									
033	OFFICE AREA		•									
034	LOBBY	•										
035	WAITING AREA	•										
036	FUTURE A/C UNIT											
037	SWTCH BOARD ROOM											
038	OFFICE AREA		•									
039	LUNCH ROOM		•									
040	CORRIDOR		•									
041	MALE TOILET											
042	TOILET FOR DISABLED											
043	FEMALE TOILET											
044	CONFERENCE ROOM		•									
045	TOILET											
046	UTILITY		•									
047	UTILITY		•									
048	DIRECTOR		•									
049	COMPUTER ROOM		•									
050	OFFICE AREA		•									
051	LOBBY	•										
052	WAITING AREA	•										
053	FUTURE A/C UNIT											
054	SWTCH BOARD ROOM											
055	OFFICE AREA		•									
056	LUNCH ROOM		•									
057	CORRIDOR		•									
058	MALE TOILET											
059	TOILET FOR DISABLED											
060	FEMALE TOILET											
061	CONFERENCE ROOM		•									
062	AGM		•									
063	COMPUTER ROOM		•									
064	OFFICE AREA		•									
065	MAIN STAIRCASE	•										
066	REAR STAIR CASE											
067	RC. ROOF SLAB											
068	LIFT MOTAR ROOM											
069	PUMP ROOM											
070	TRANCEFORMER ROOM / GENERATOR ROOM											

DO NOT SCALE

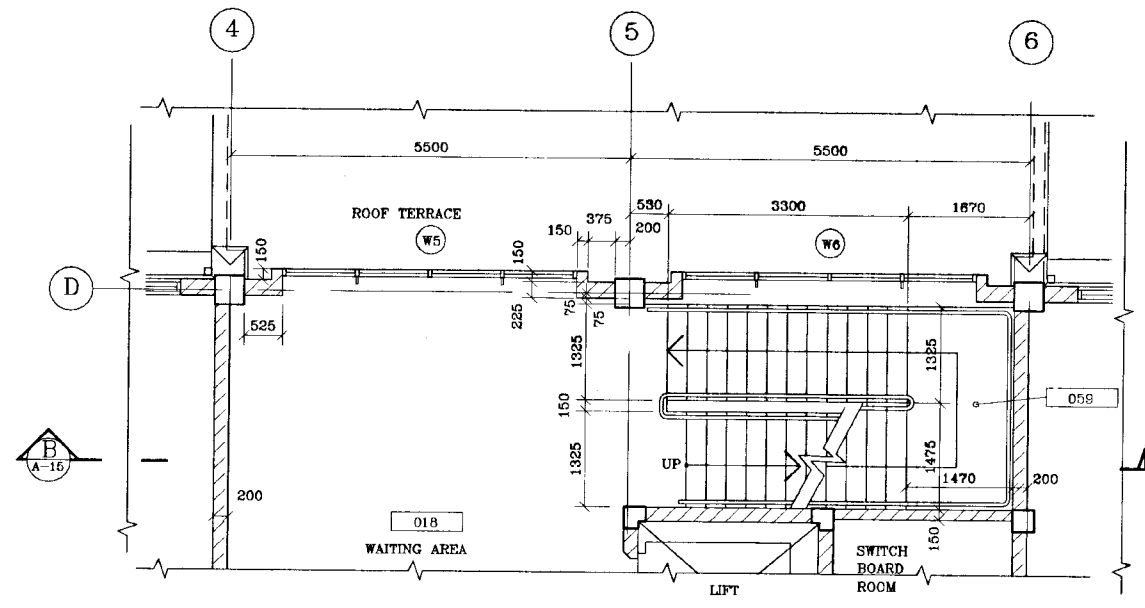


NATIONAL WATER SUPPLY AND DRAINAGE BOARD
THE PROJECT FOR THE REDUCTION OF NON-REVENUE WATER
IN THE GREATER COLOMBO AREA

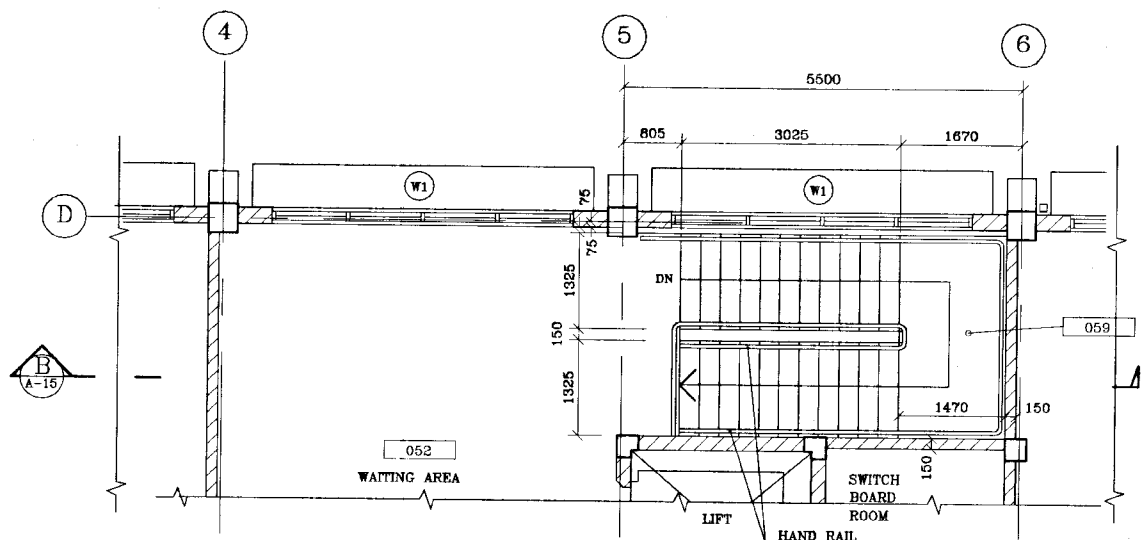
SUB PROJECT: MALIGAKANDA
TITLE: MALIGAKANDA OFFICE BUILDING SCHEDULE OF FINISHES

JAPAN INTERNATIONAL COOPERATION AGENCY (JICA)
STUDY TEAM
NIHON SUIDO CONSULTANTS CO. LTD.,
TOKYO, JAPAN

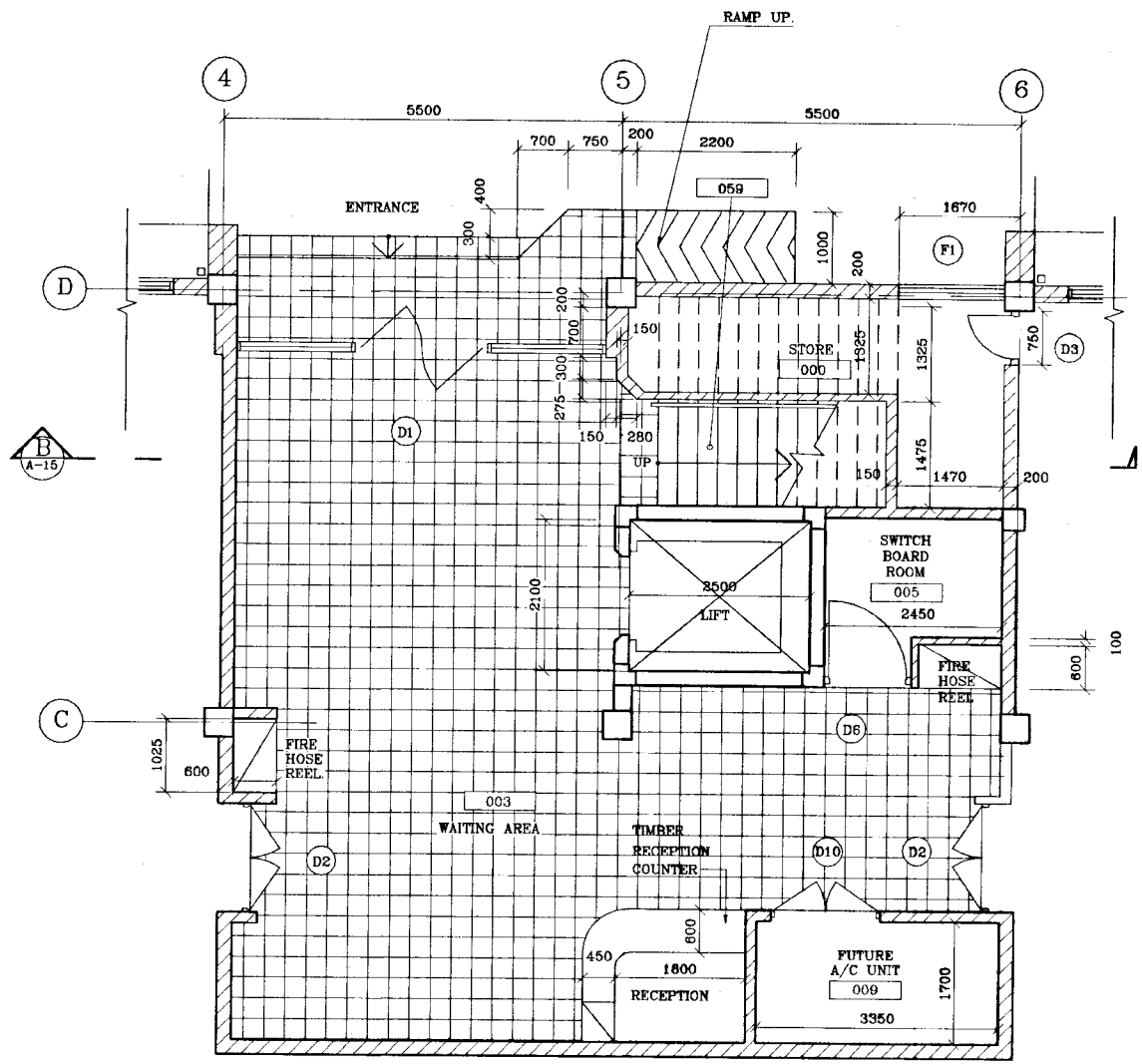
DESIGNED: <i>[Signature]</i>	DRAWN: <i>[Signature]</i>	DATE: JAN 2001
CHECKED: <i>[Signature]</i>	PM/NRWIS/APS/MS/SD: <i>[Signature]</i>	CONTRACT NO: NRW/CW
BY TEAM LEADER: <i>[Signature]</i>	COMPRO/MS/KB: <i>[Signature]</i>	DRG. NO: MK/OB/A-13
TEAM LEADER: <i>[Signature]</i>	COMPRO/MS/KB: <i>[Signature]</i>	



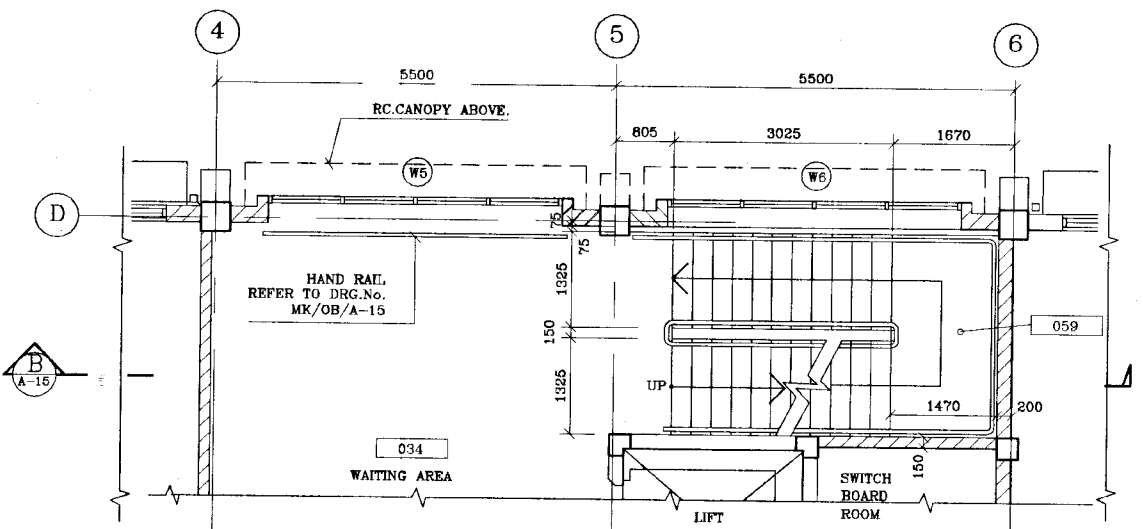
2 PLAN AT FIRST FLOOR LEVEL.
SCALE :- 1:25



4 PLAN AT THIRD FLOOR LEVEL.
SCALE :- 1:25
HAND RAIL REFER TO DETAILS. DRG.No MK/OB/A-15




1 DETAIL PLAN OF LOBBY, STAIRCASE GROUND LEVEL.
SCALE :- 1:25

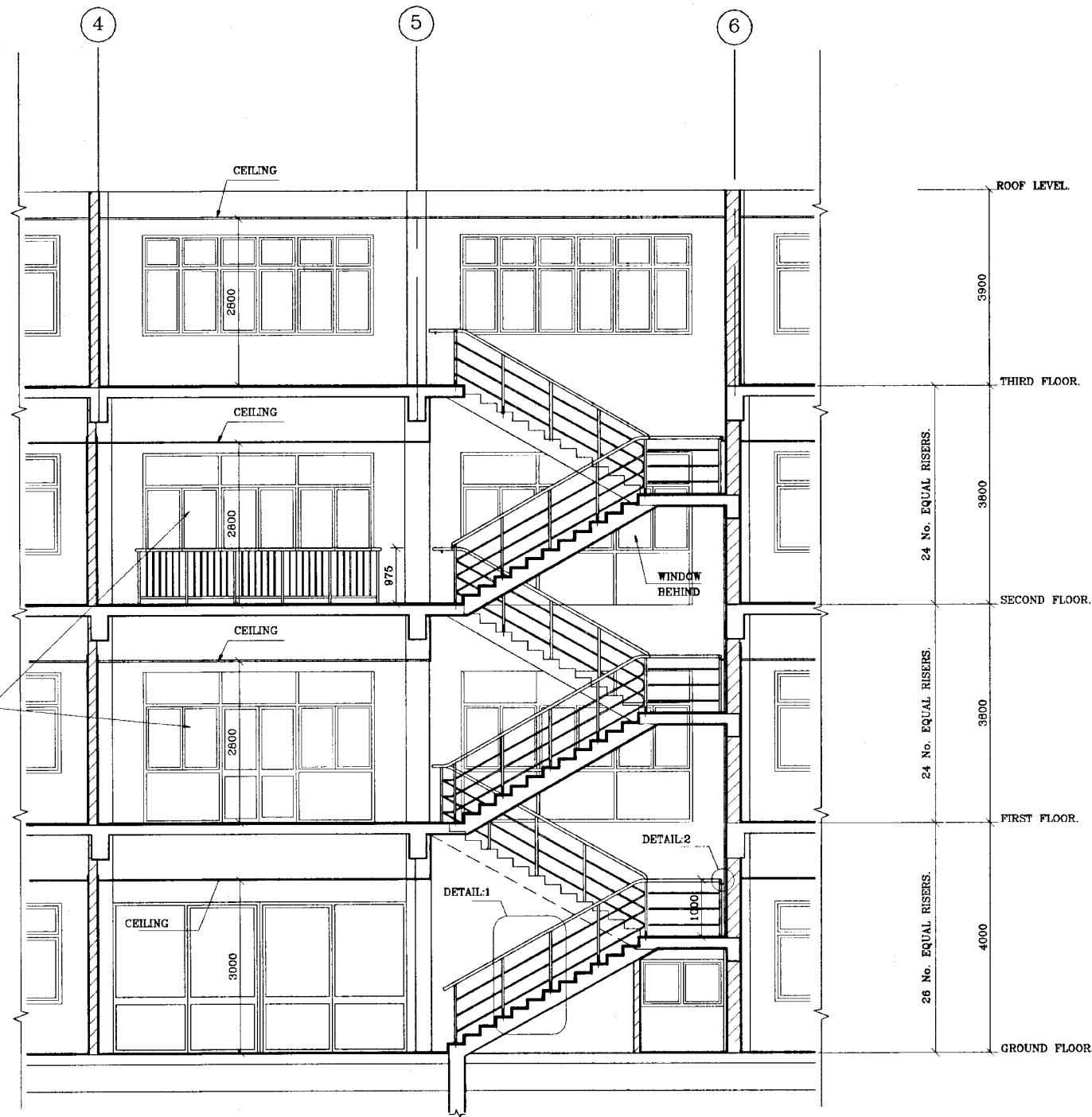


3 PLAN AT SECOND FLOOR LEVEL.
SCALE :- 1:25

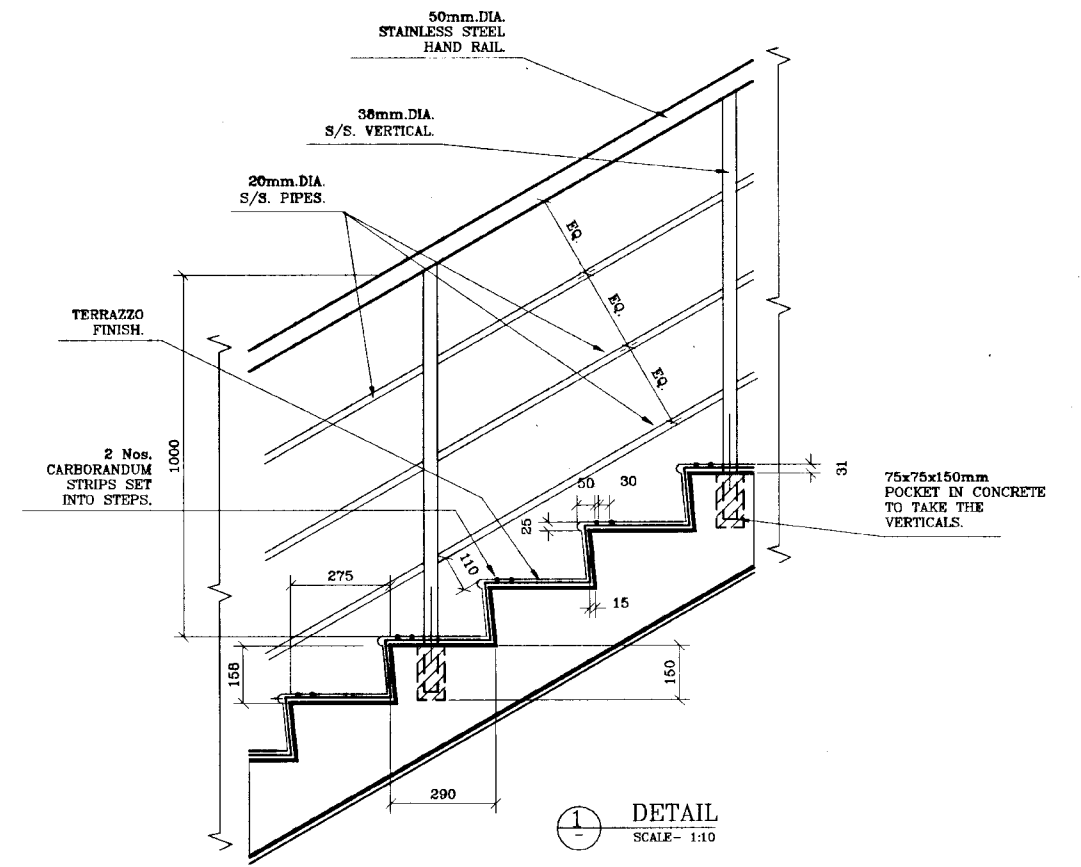
NOTE:-
ALL DIMENSIONS ARE STRUCTURAL DIMENSIONS.

DO NOT SCALE

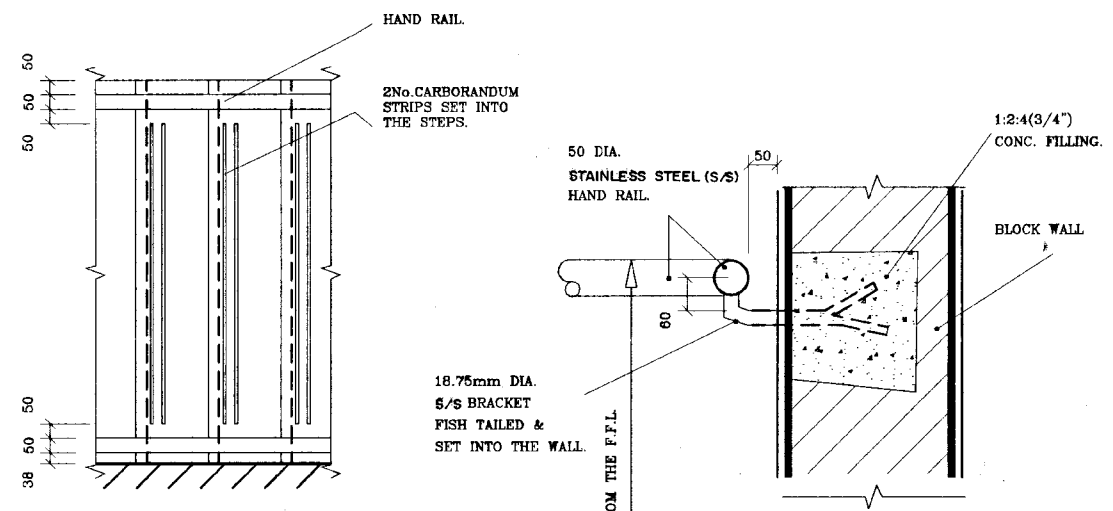
 <p>NATIONAL WATER SUPPLY AND DRAINAGE BOARD THE PROJECT FOR THE REDUCTION OF NON-REVENUE WATER IN THE GREATER COLOMBO AREA</p>	SUB PROJECT		TITLE
	MALIGAKANDA		MALIGAKANDA OFFICE BUILDING MAIN STAIRCASE DETAIL & LOBBY PLANS.
	DESIGNED	DRAWN	DATE
	<p>JAPAN INTERNATIONAL COOPERATION AGENCY (JICA) STUDY TEAM</p> <p>NIHON SUIDO CONSULTANTS CO. LTD., TOKYO, JAPAN</p>	<p>DRG. No. MK/OB/A-14</p>	<p>DATE: JAN 2001</p> <p>CONTRACT No. NRW/CW</p>



SECTION - B
SCALE :- 1:25



DETAIL
SCALE - 1:10

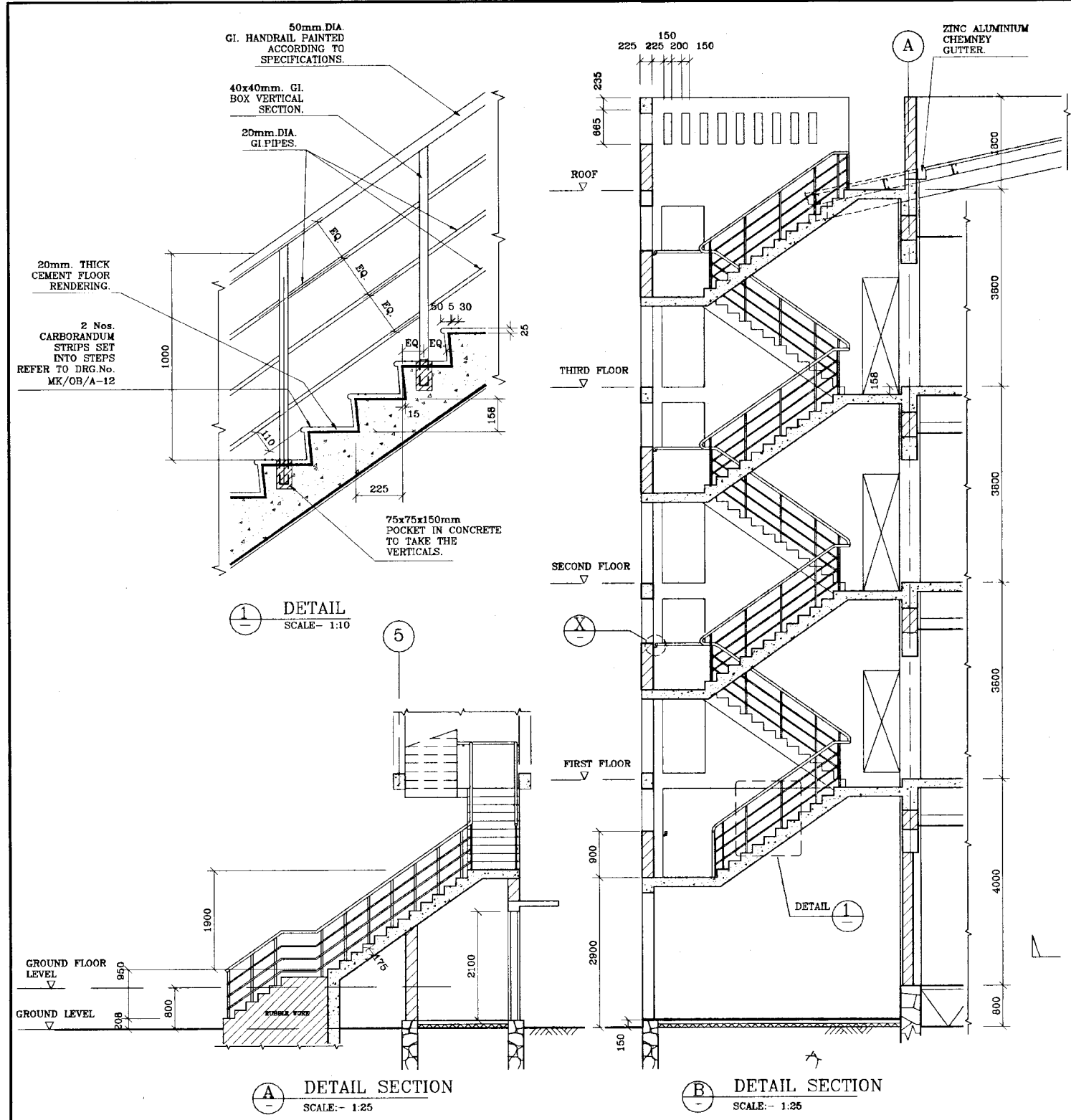


A PART PLAN OF STEPS.

2 DETAIL SECTION
SCALE - 1:5

DO NOT SCALE

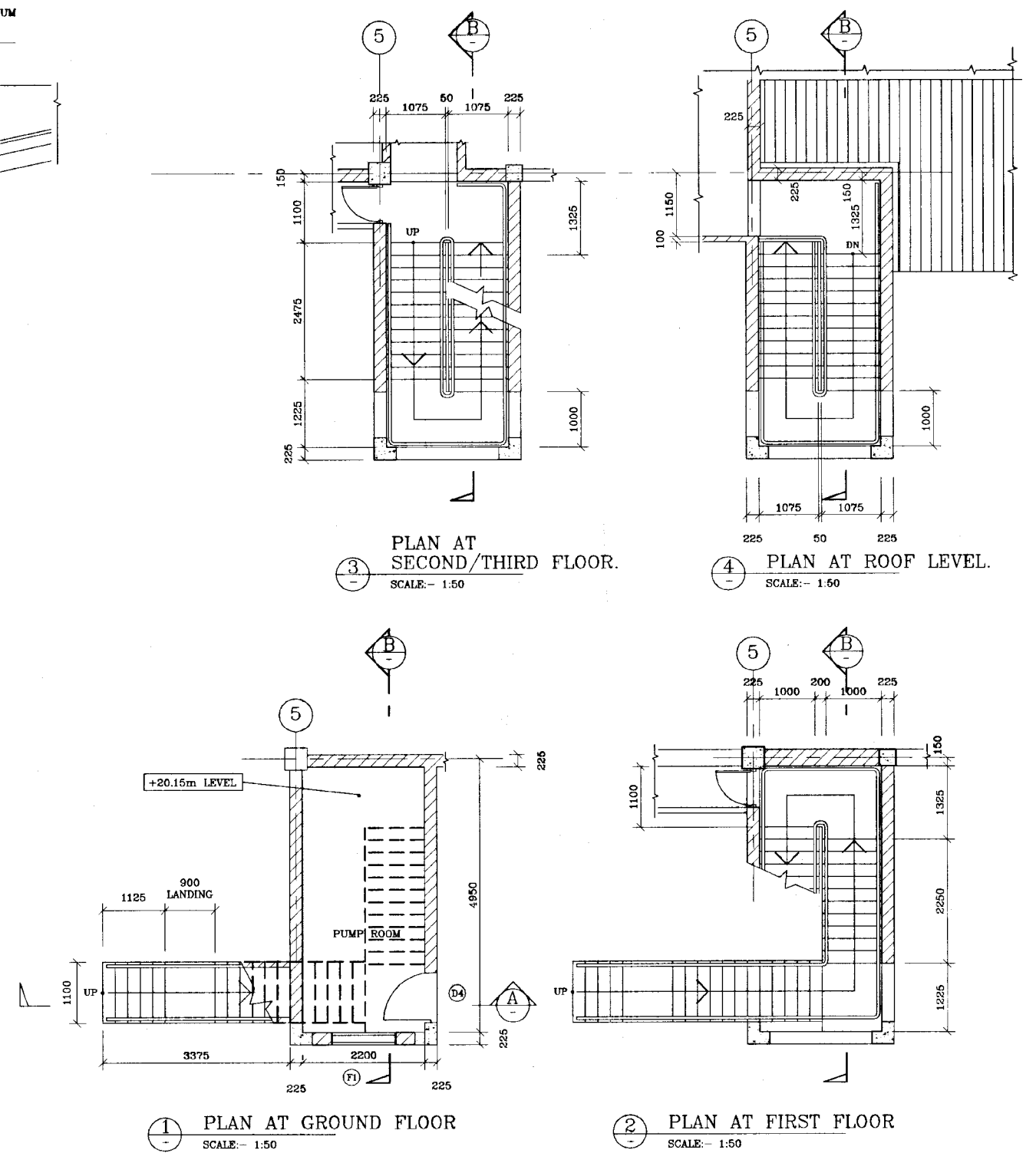
<p>NATIONAL WATER SUPPLY AND DRAINAGE BOARD THE PROJECT FOR THE REDUCTION OF NON-REVENUE WATER IN THE GREATER COLOMBO AREA</p> <p>JAPAN INTERNATIONAL COOPERATION AGENCY (JICA) STUDY TEAM</p> <p>NIHON SUIDO CONSULTANTS CO. LTD., TOKYO, JAPAN</p>	SUB PROJECT MALIGAKANDA		TITLE MALIGAKANDA OFFICE BUILDING MAIN STAIRCASE DETAIL SECTIONS.	
	DESIGNED <i>[Signature]</i>	DRAWN <i>[Signature]</i>	DATE JAN 2001	
	CHECKED <i>[Signature]</i>	PM (NWS&D) NWS&D <i>[Signature]</i>	CONTRACT No. NRW/CW	
	DR. TEAM LEADER <i>[Signature]</i>	ASSISTED IN CHARGE <i>[Signature]</i>	DRG. No. MK/OB/A-15	



1 DETAIL
SCALE:- 1:10

A DETAIL SECTION
SCALE:- 1:25

B DETAIL SECTION
SCALE:- 1:25

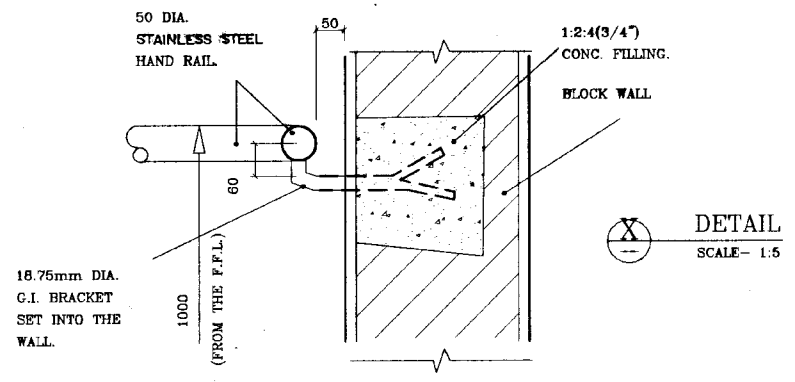


1 PLAN AT GROUND FLOOR
SCALE:- 1:50

2 PLAN AT FIRST FLOOR
SCALE:- 1:50

3 PLAN AT SECOND/THIRD FLOOR.
SCALE:- 1:50


4 PLAN AT ROOF LEVEL.
SCALE:- 1:50

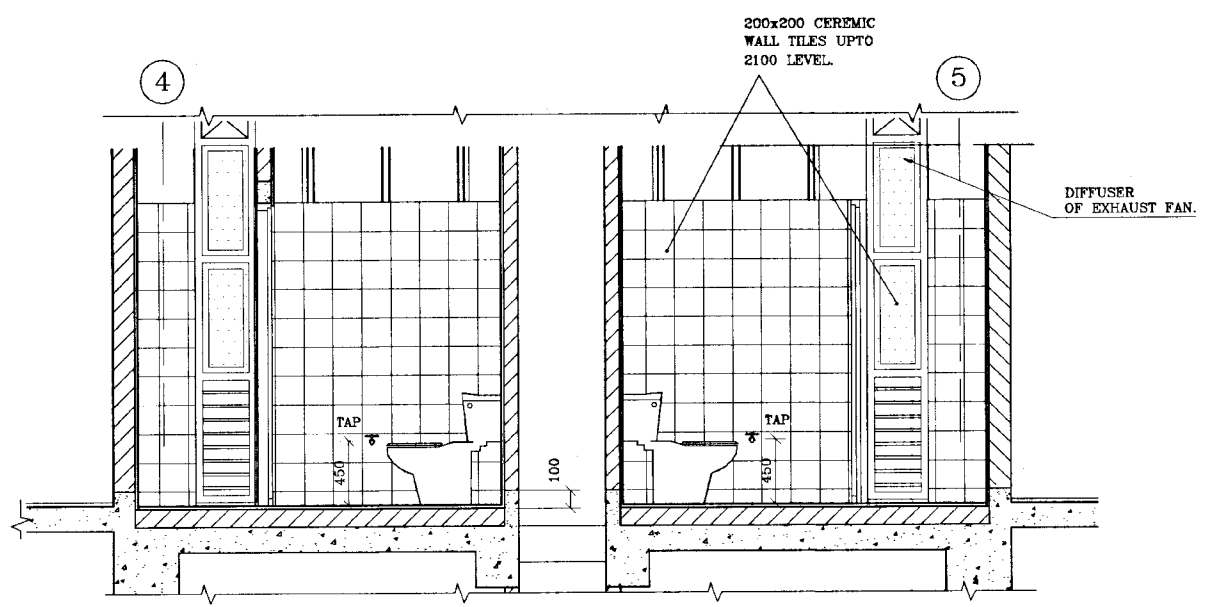


X DETAIL
SCALE:- 1:5

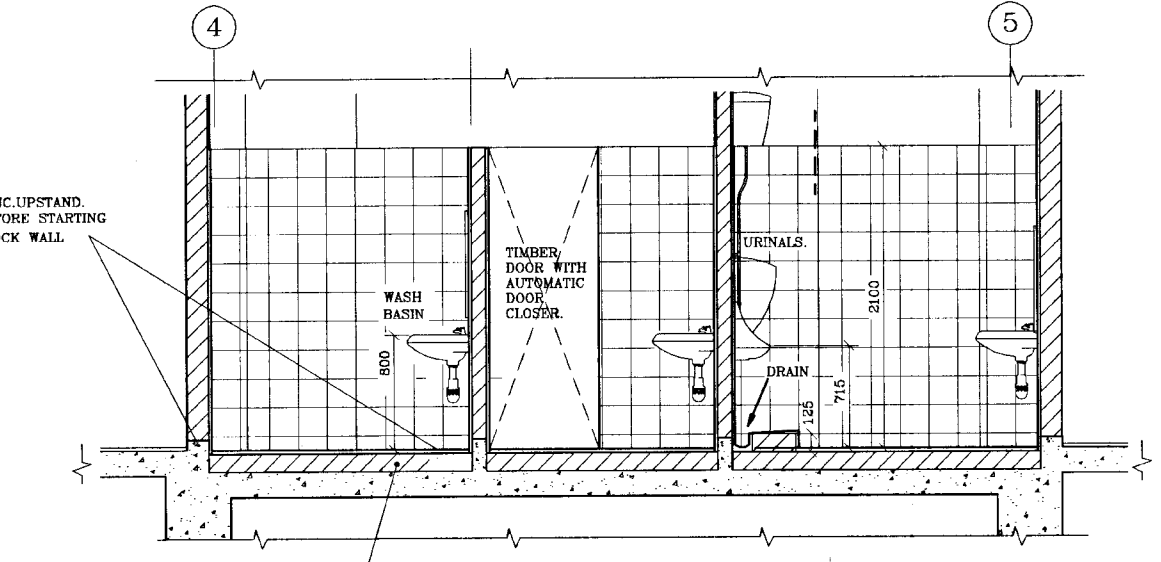
DO NOT SCALE

NOTE:-
ALL DIMENSIONS ARE STRUCTURAL DIMENSIONS.

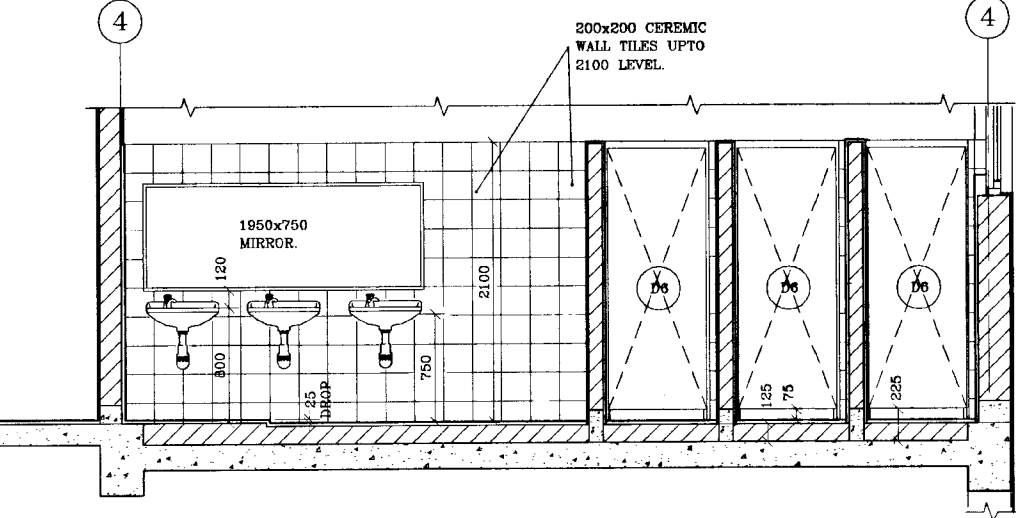
 <p>NATIONAL WATER SUPPLY AND DRAINAGE BOARD THE PROJECT FOR THE REDUCTION OF NON-REVENUE WATER IN THE GREATER COLOMBO AREA</p> <p>JAPAN INTERNATIONAL COOPERATION AGENCY (JICA) STUDY TEAM</p> <p>NIHON SUDO CONSULTANTS CO. LTD., TOKYO, JAPAN</p>	<p>SUB PROJECT MALIGAKANDA</p>	<p>TITLE MALIGAKANDA OFFICE BUILDING REAR STAIRCASE DETAILS</p>	<p>DATE JAN 2001</p>
	<p>DESIGNED <i>[Signature]</i></p>	<p>DRAWN <i>[Signature]</i></p>	<p>CONTRACT NO. NRW/CW</p>
	<p>CHECKED <i>[Signature]</i></p>	<p>APPROVED <i>[Signature]</i></p>	<p>DRAWING NO. R 2 A</p>
	<p>DR. TEAM LEADER <i>[Signature]</i></p>	<p>TEAM LEADER <i>[Signature]</i></p>	<p>DRAWING NO. MK/OB/A-16</p>



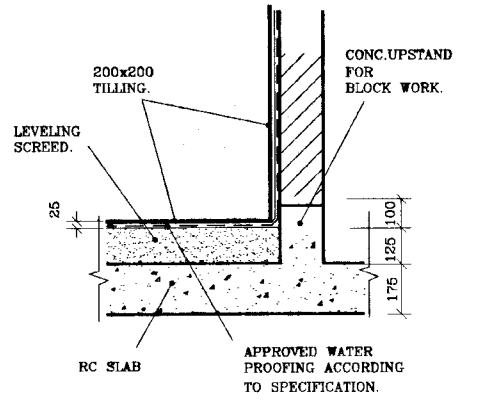
1 SECTION
SCALE: - 1:25



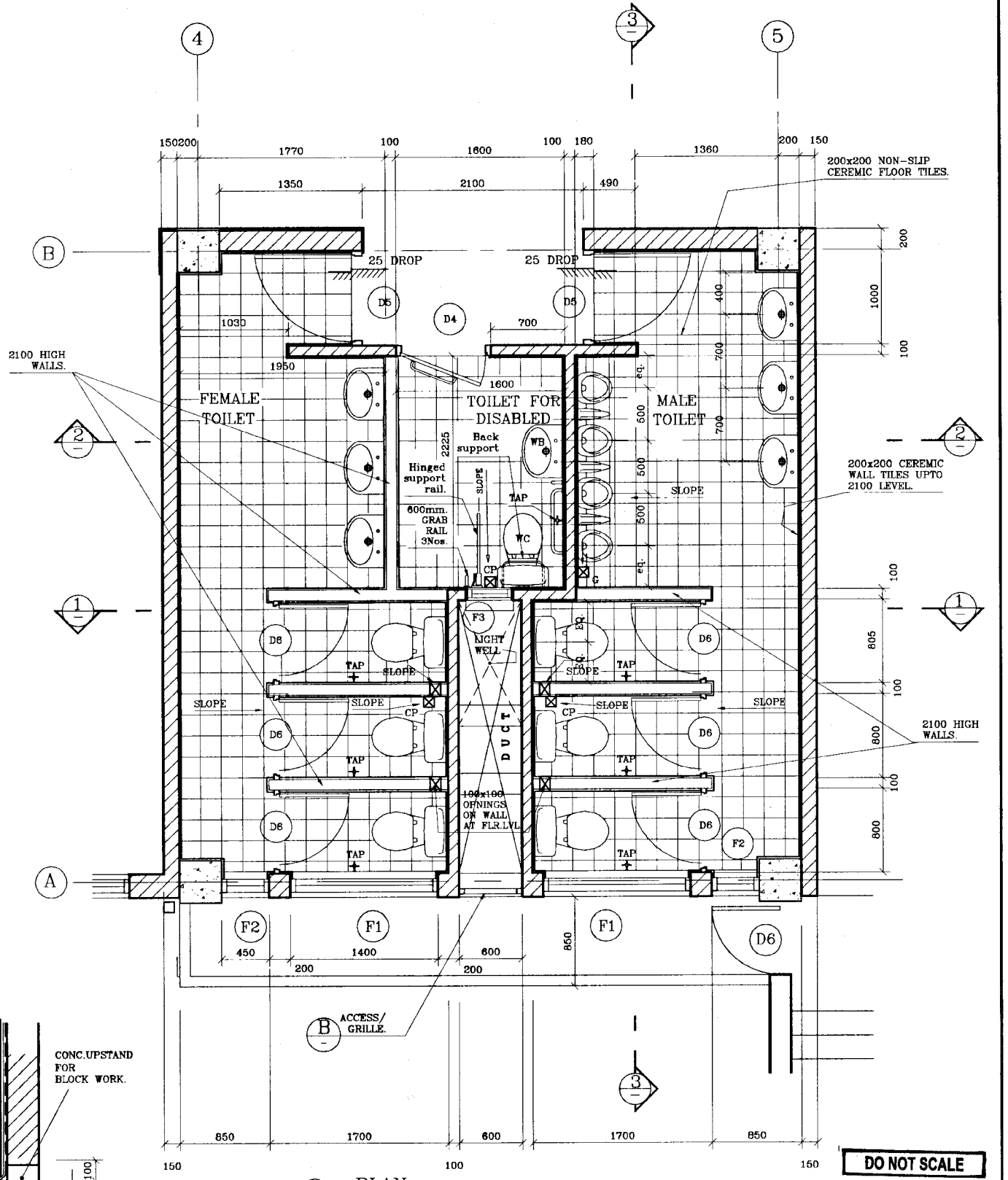
2 SECTION
SCALE: - 1:25



3 SECTION
SCALE: - 1:25



4 TYPICAL WATER PROOFING DETAILS FOR TOILETS.
SCALE: - 1:25

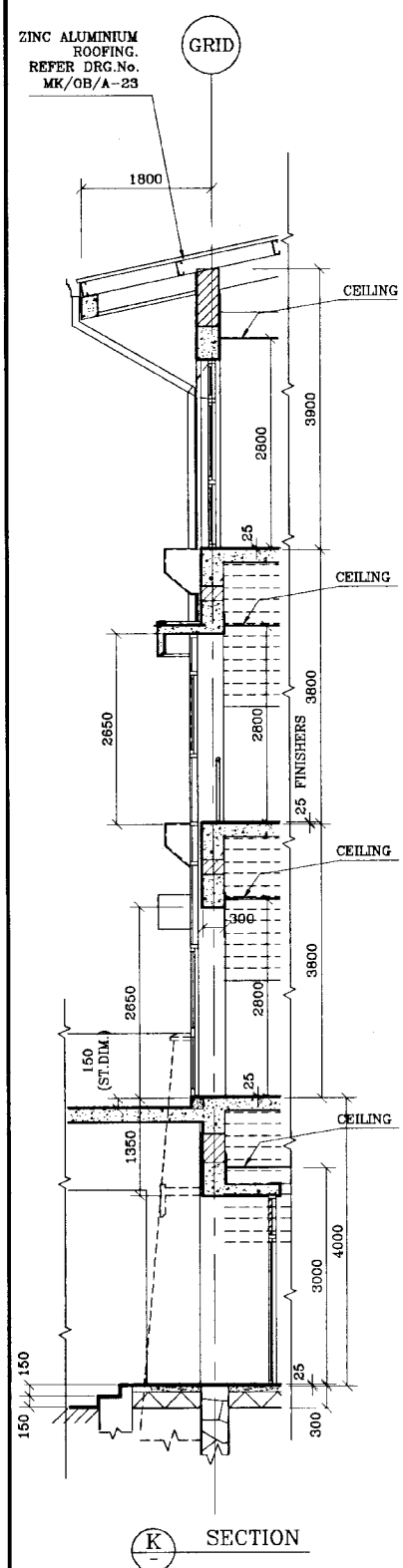


A PLAN
SCALE: - 1:25

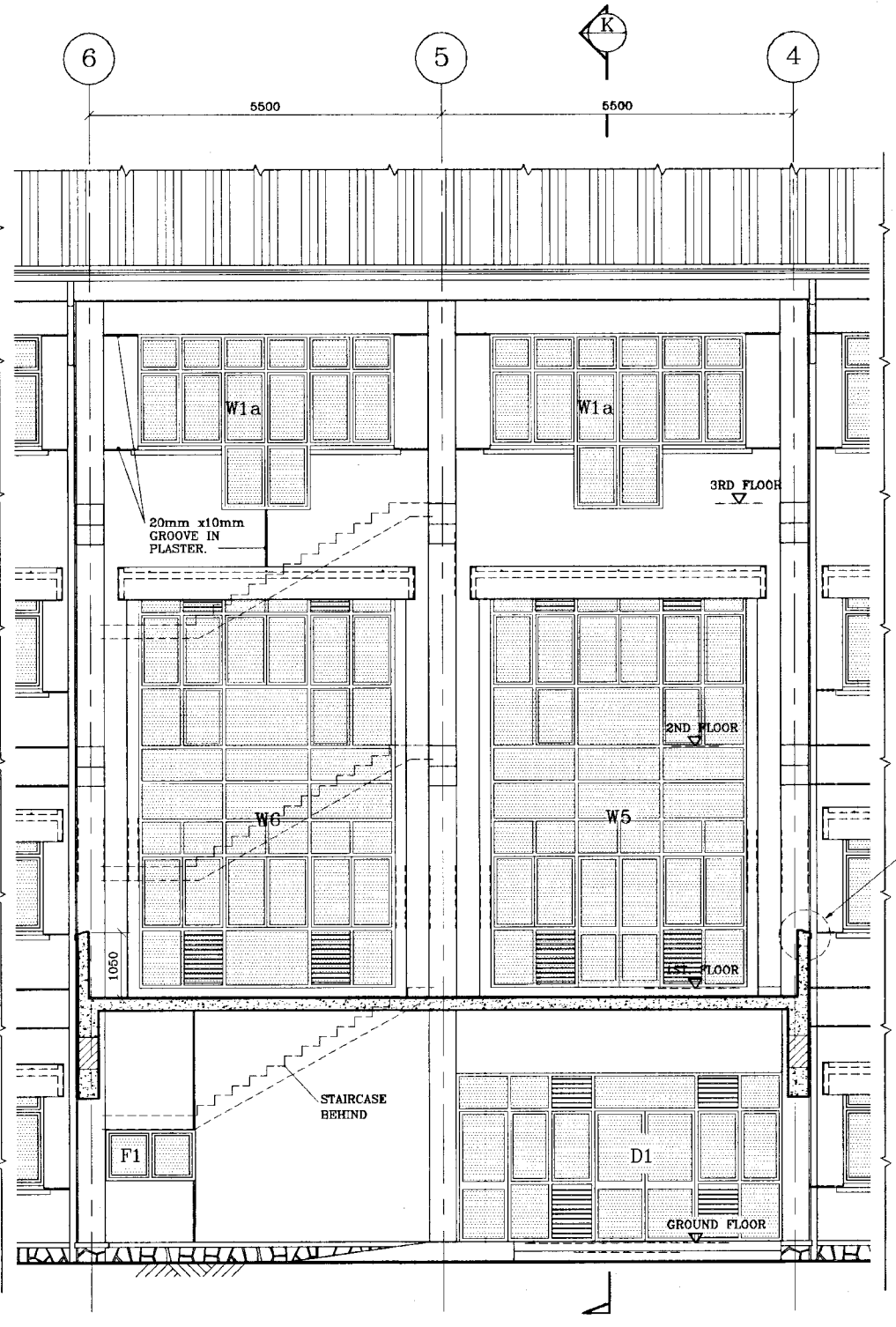
DO NOT SCALE

<p>NATIONAL WATER SUPPLY AND DRAINAGE BOARD THE PROJECT FOR THE REDUCTION OF NON-REVENUE WATER IN THE GREATER COLOMBO AREA</p>	<p>SUB PROJECT MALIGAKANDA</p>	<p>TITLE MALIGAKANDA OFFICE BUILDING TYPICAL DETAILS OF TOILETS.</p>	<p>DATE JAN 2001</p>
	<p>DESIGNED <i>[Signature]</i></p>	<p>DRAWN <i>[Signature]</i></p>	<p>CONTRACT NO. NRW/CW</p>
	<p>CHECKED <i>[Signature]</i></p>	<p>PM (NWS&DB) INCHG <i>[Signature]</i></p>	<p>ORG. No. MK/OB/A-17</p>
	<p>TY. TEAM LEADER <i>[Signature]</i></p>	<p>COMPLD. INCHG <i>[Signature]</i></p>	

ZINC ALUMINIUM ROOFING.
REFER DRG.No.
MK/OB/A-23

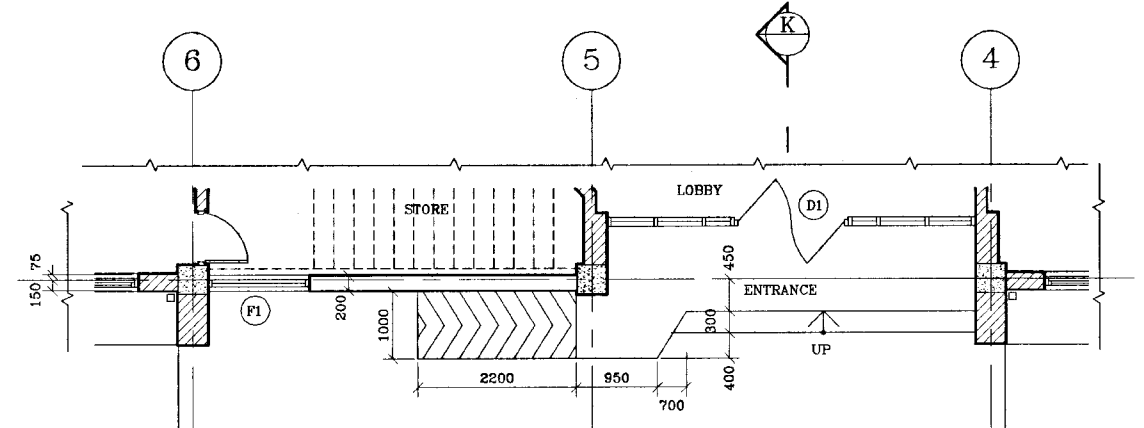


SECTION K

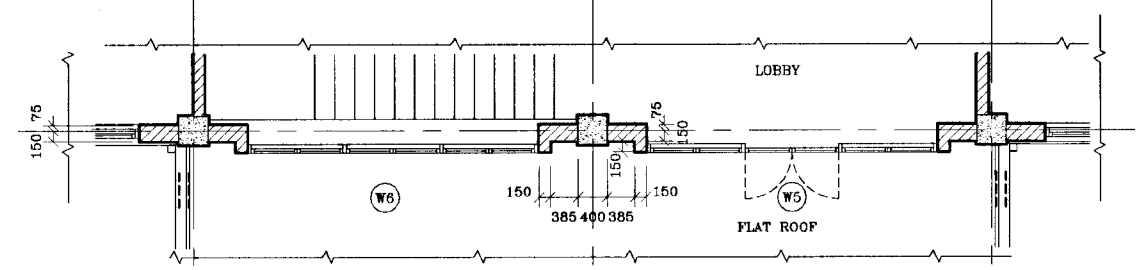


TYPICAL PART DETAIL ELEVATION
SCALE :- 1:50

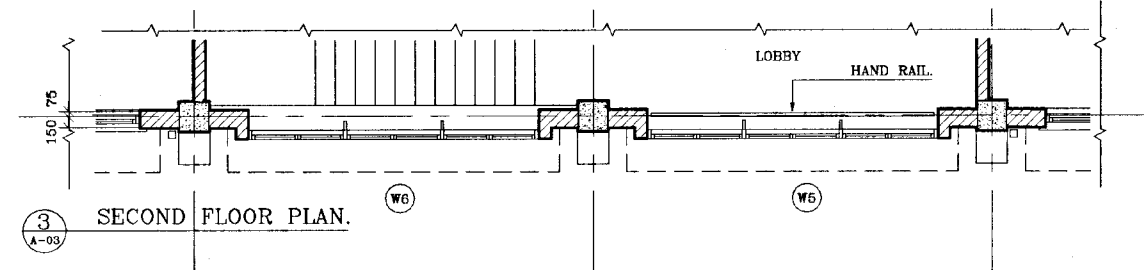
COPING REFER TO DRG.No.
MK/OB/A-23



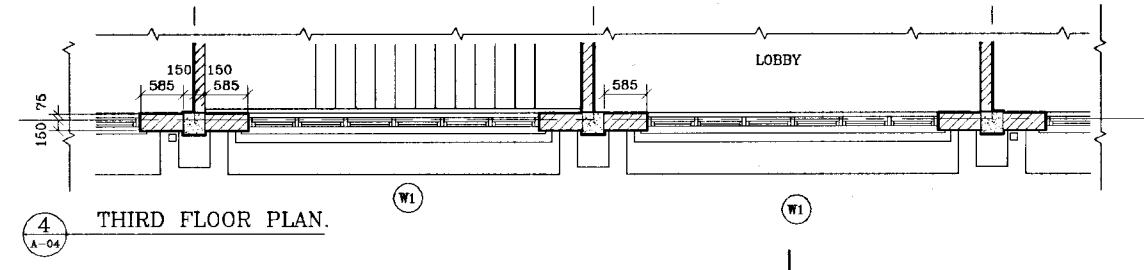
1 GROUND FLOOR PLAN.
SCALE :- 1:50



2 FIRST FLOOR PLAN.




3 SECOND FLOOR PLAN.

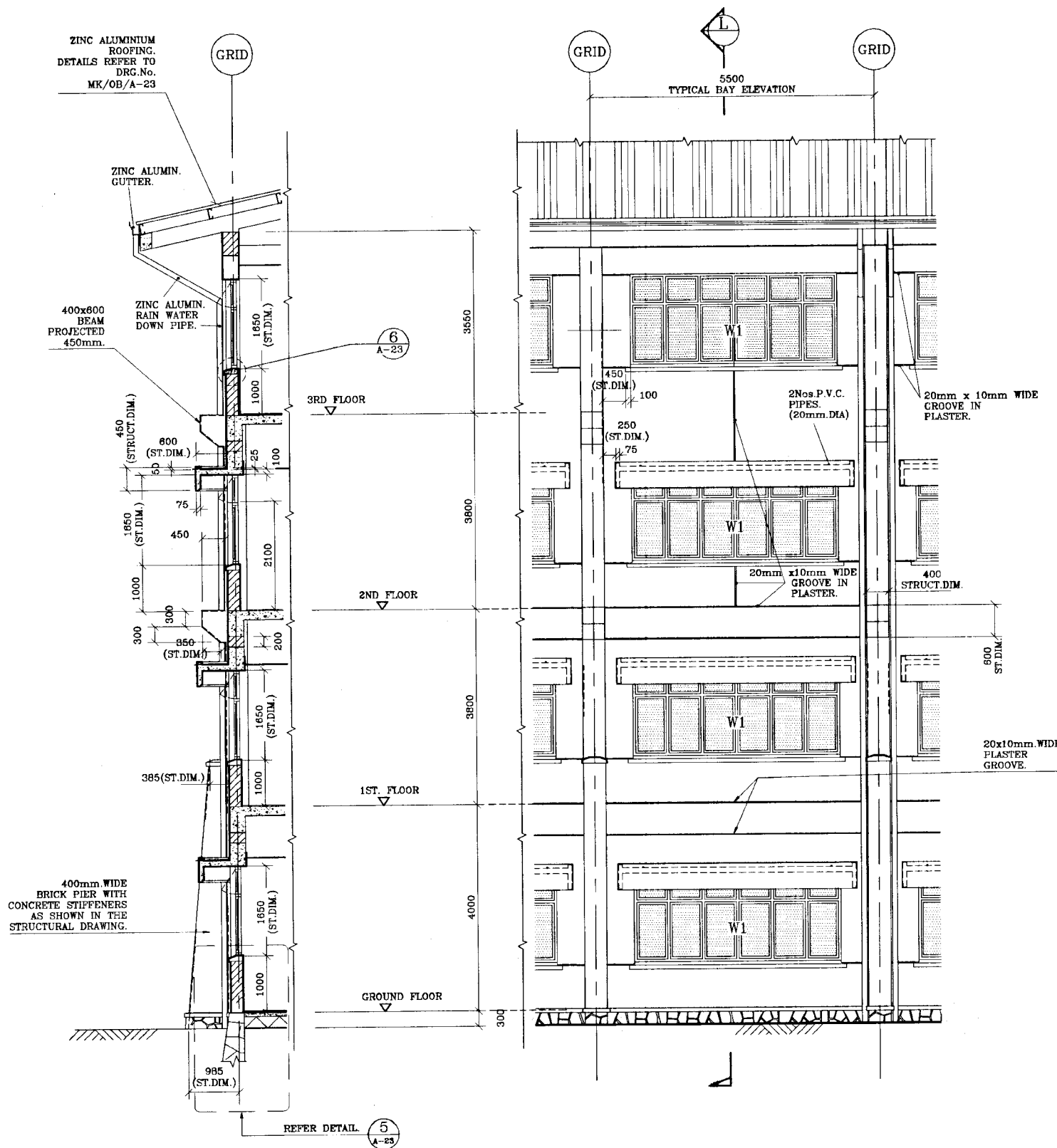


4 THIRD FLOOR PLAN.

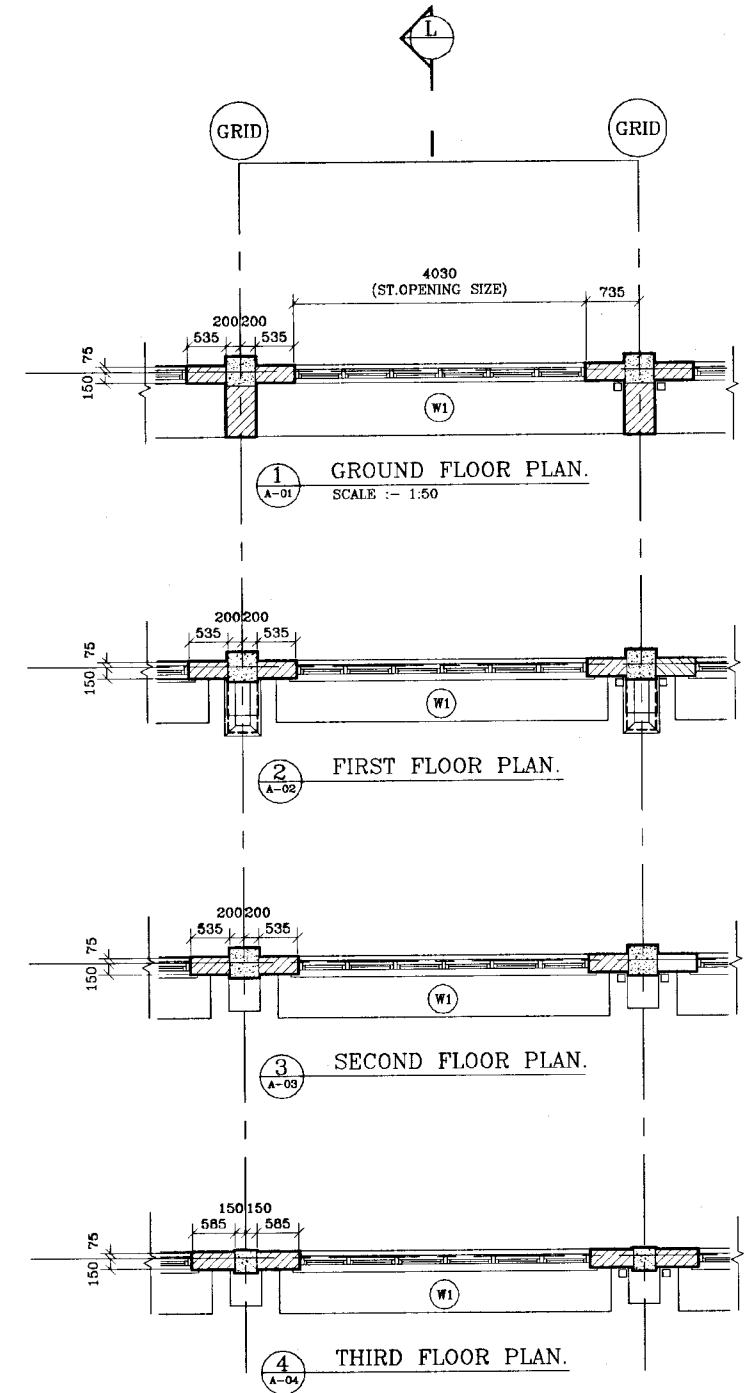
NOTE:-
FOR GROOVE IN PLASTER REFER TO
DRAWING No. MK/OB/A-19

DO NOT SCALE

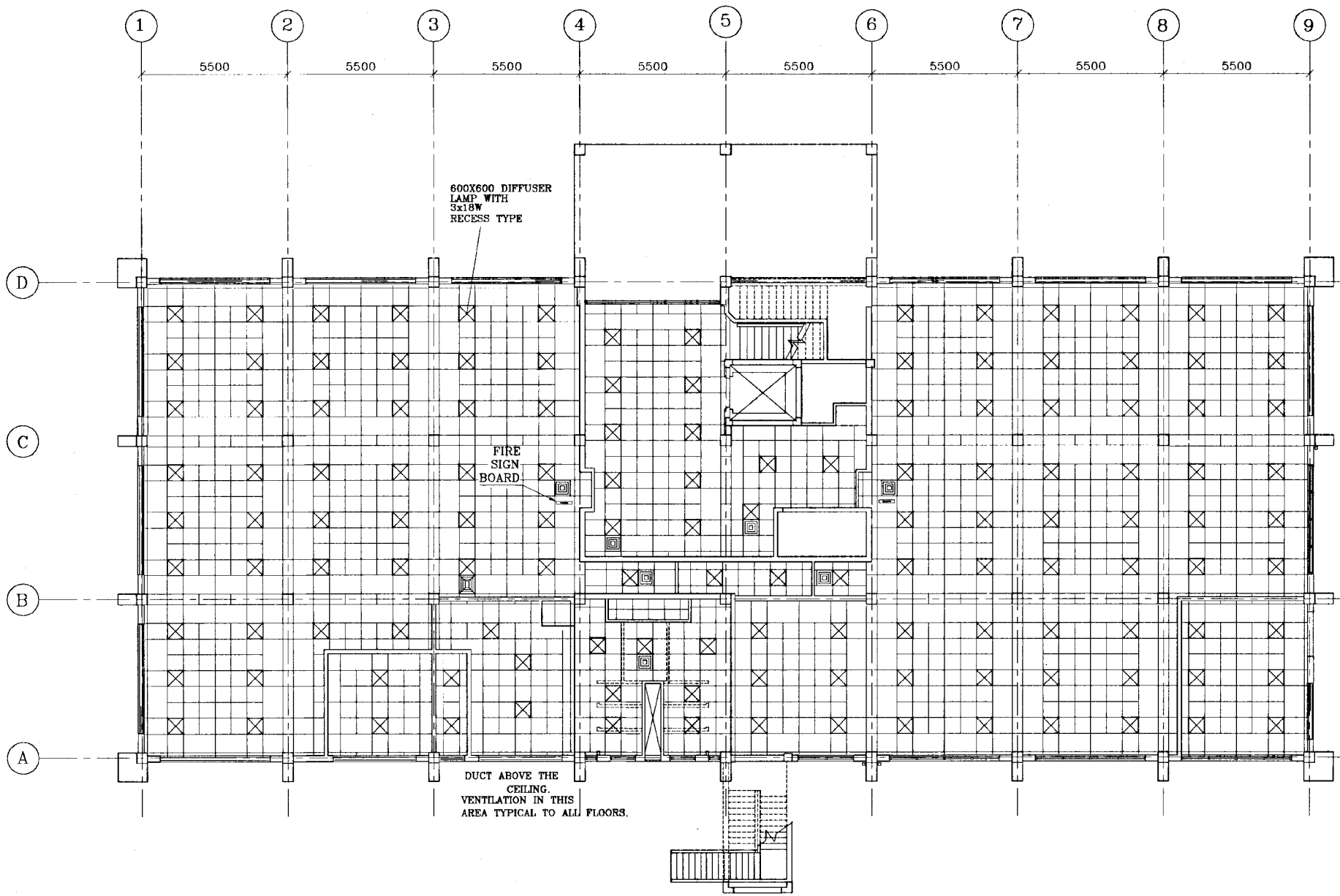
 <p>NATIONAL WATER SUPPLY AND DRAINAGE BOARD THE PROJECT FOR THE REDUCTION OF NON-REVENUE WATER IN THE GREATER COLOMBO AREA</p>	<p>SUB PROJECT MALIGAKANDA</p>	<p>TITLE MALIGAKANDA OFFICE BUILDING BAY DETAILS - THROUGH LOBBY</p>
	<p>DESIGNED: [Signature]</p> <p>CHECKED: [Signature]</p> <p>DY. TEAM LEADER: [Signature]</p> <p>TEAM LEADER: [Signature]</p>	<p>DRAWN: [Signature]</p> <p>PM (NWS&D) IN/SUB: [Signature]</p> <p>APPROVED: [Signature]</p> <p>LOCATED: [Signature]</p>



TYPICAL PART DETAIL ELEVATION
 SCALE :- 1:50
 A-08 to A-11

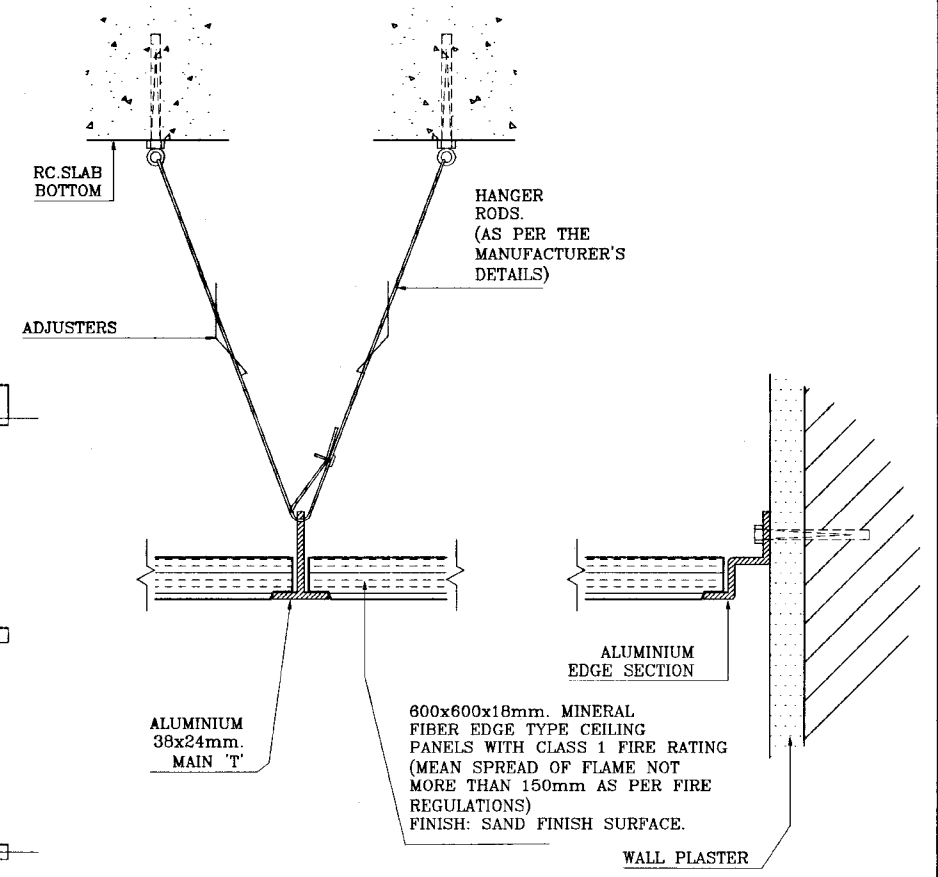


<p>NATIONAL WATER SUPPLY AND DRAINAGE BOARD THE PROJECT FOR THE REDUCTION OF NON-REVENUE WATER IN THE GREATER COLOMBO AREA</p> <p>JAPAN INTERNATIONAL COOPERATION AGENCY (JICA) STUDY TEAM</p> <p>NIHON SUDO CONSULTANTS CO. LTD., TOKYO, JAPAN</p>	SUB PROJECT MALIGAKANDA	TITLE MALIGAKANDA OFFICE BUILDING TYPICAL BAY DETAILS.	DATE JAN 2001
	DESIGNED <i>[Signature]</i>	DRAWN <i>[Signature]</i>	CONTRACT No. NRW/CW
	CHECKED <i>[Signature]</i>	PM (NRW/SAPS) NUMBER <i>[Signature]</i>	DRG. No. MK/OB/A-19
	DIV. TEAM LEADER <i>[Signature]</i>	APPROVED INCHES <i>[Signature]</i>	
TEAM LEADER <i>[Signature]</i>	COMPILED INCHES <i>[Signature]</i>		

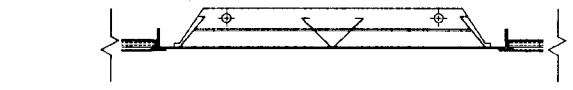


PLAN
SCALE: 1:100

- KEY
- ⊗ 600x600 RECESSED TYPE LIGHT FITTING.
 - ▣ MECHANICAL VENTILATION DIFFUSERS.



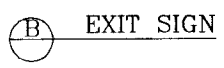
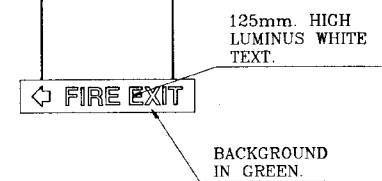
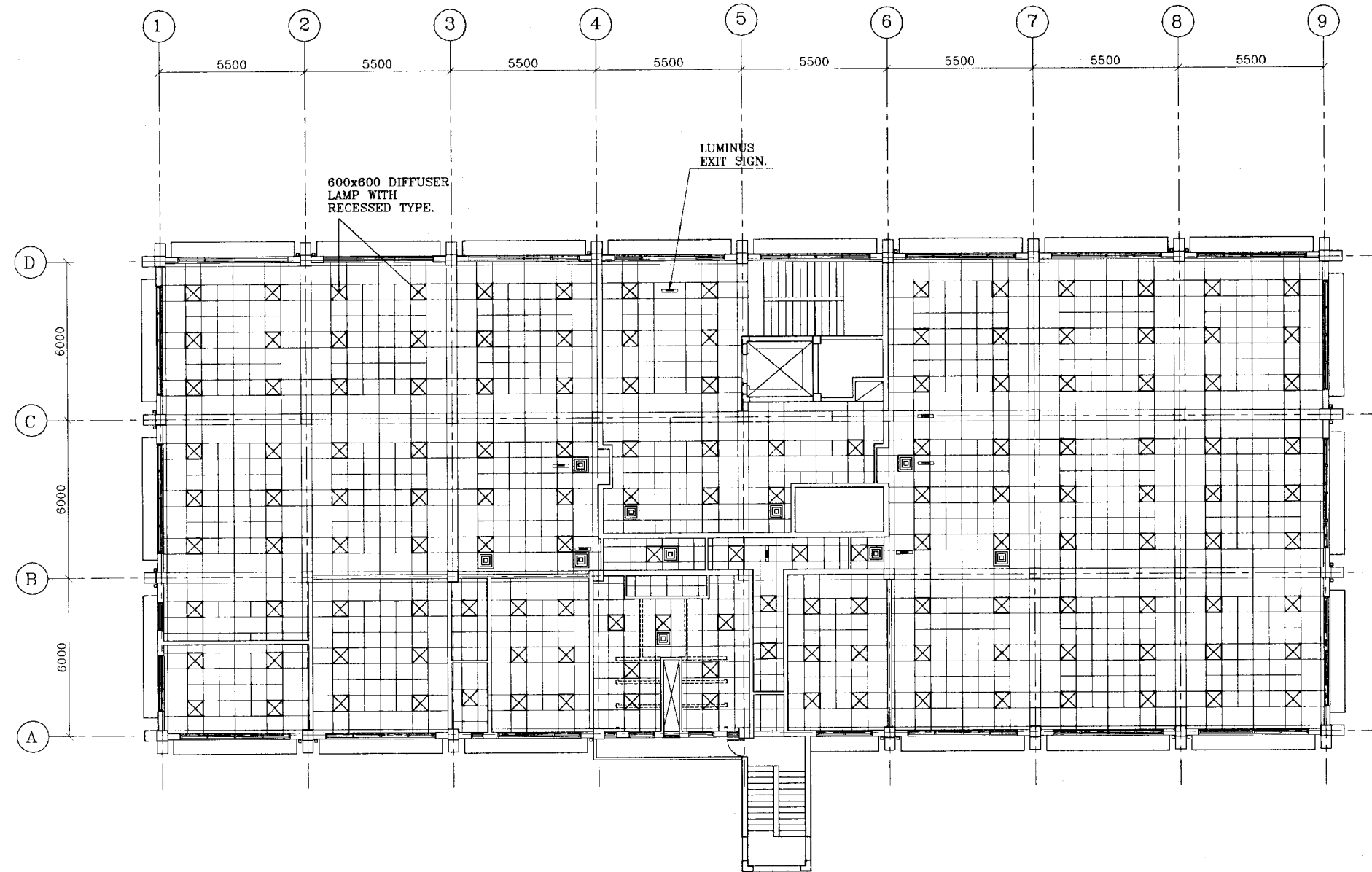
TYPICAL FIXING
DETAILS OF CEILING
PANELS.
① INDICATIVE ONLY DETAILS AS PER SPECIALIST/SPECIFICATIONS.



FIXING DETAIL OF
600mm x 600mm.
LAMP & DIFFUSER.
② INDICATIVE ONLY DETAILS AS PER SPECIALIST/SPECIFICATIONS.

DO NOT SCALE

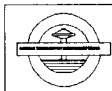
	NATIONAL WATER SUPPLY AND DRAINAGE BOARD THE PROJECT FOR THE REDUCTION OF NON-REVENUE WATER IN THE GREATER COLOMBO AREA	SUB PROJECT MALIGAKANDA	TITLE MALIGAKANDA OFFICE BUILDING CEILING PLAN-GROUND FLOOR
	JAPAN INTERNATIONAL COOPERATION AGENCY (JICA) STUDY TEAM NIHON SUIDO CONSULTANTS CO. LTD., TOKYO, JAPAN	DESIGNED: <i>[Signature]</i> CHECKED: <i>[Signature]</i> BY: <i>[Signature]</i> TEAM LEADER: <i>[Signature]</i>	DRAWN: <i>[Signature]</i> PM (NRW/SAPS) INCHARGE: <i>[Signature]</i> APPROVED NUMBER: <i>[Signature]</i> R. D. N. J.



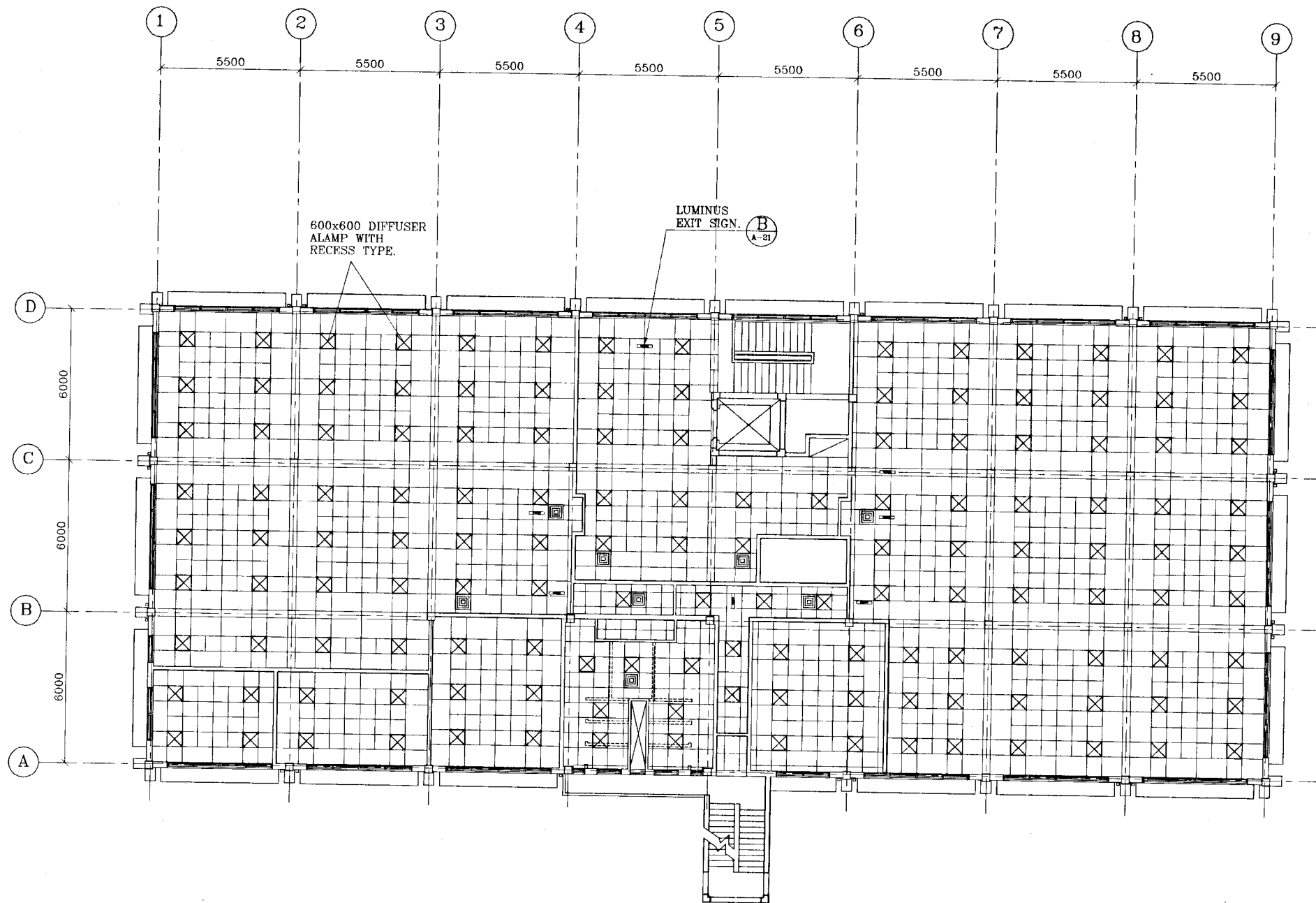
- KEY**
- ☒ 600x600 RECESSED TYPE LIGHT FITTING.
 - ☐ MECHANICAL VENTILATION DIFUSSER.

SCALE :- 1:100

DO NOT SCALE

 NATIONAL WATER SUPPLY AND DRAINAGE BOARD THE PROJECT FOR THE REDUCTION OF NON-REVENUE WATER IN THE GREATER COLOMBO AREA	SUB PROJECT		TITLE
	MALIGAKANDA		MALIGAKANDA OFFICE BUILDING CEILING PLAN FIRST FLOOR & SECOND FLOOR
	DESIGNED	DRAWN	DATE
	<i>[Signature]</i> Rm	<i>[Signature]</i> Rm	JAN 2001
JAPAN INTERNATIONAL COOPERATION AGENCY (JICA) STUDY TEAM NIHON SUIDO CONSULTANTS CO. LTD., TOKYO, JAPAN		CHECKED	CONTRACT No.
		<i>[Signature]</i> R. B. A. J.	NRW/CW
		DIV. TEAM LEADER <i>[Signature]</i>	DRG. No. MK/OB/A-21
		TEAM LEADER <i>[Signature]</i>	

REV	DESCRIPTION




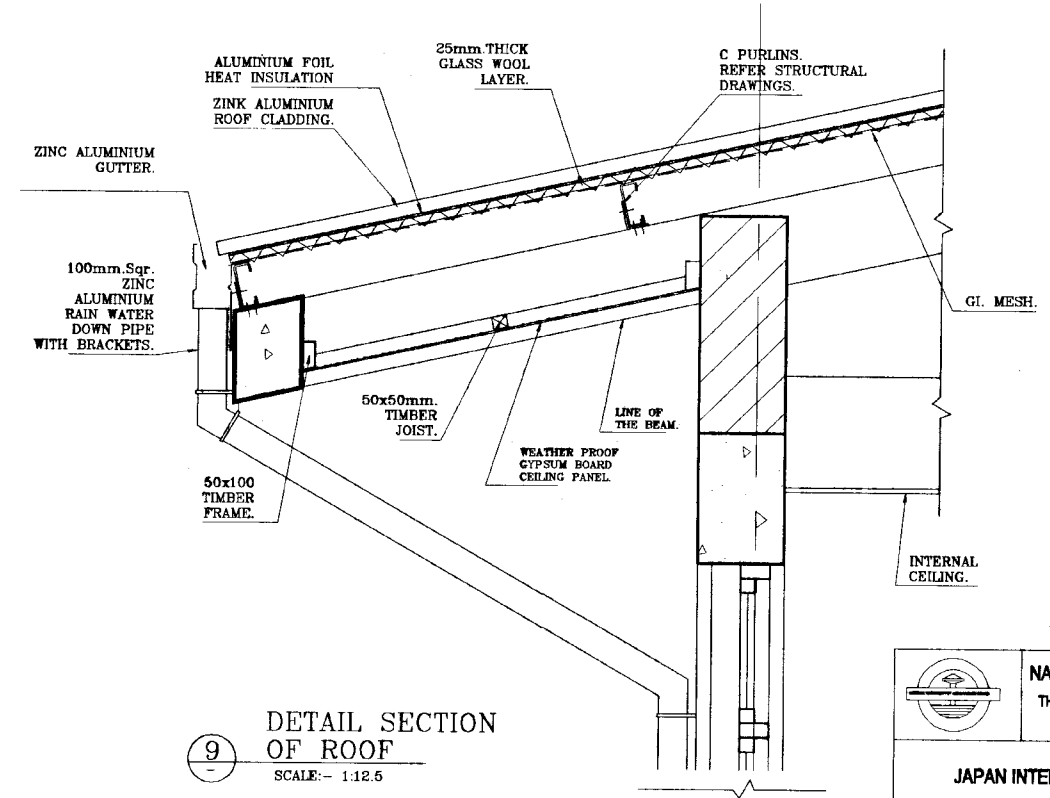
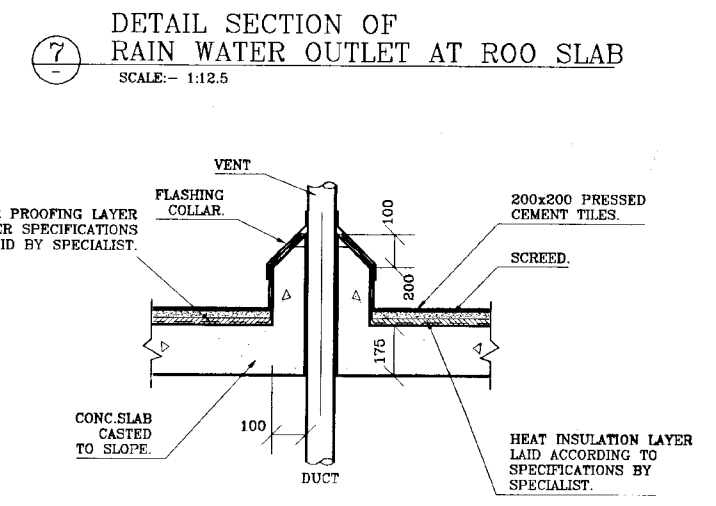
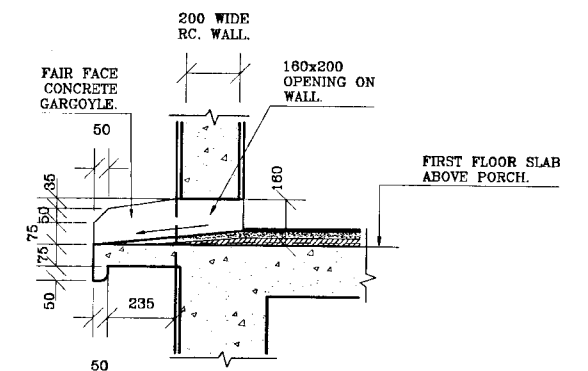
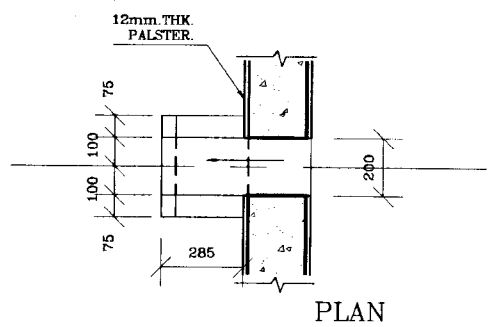
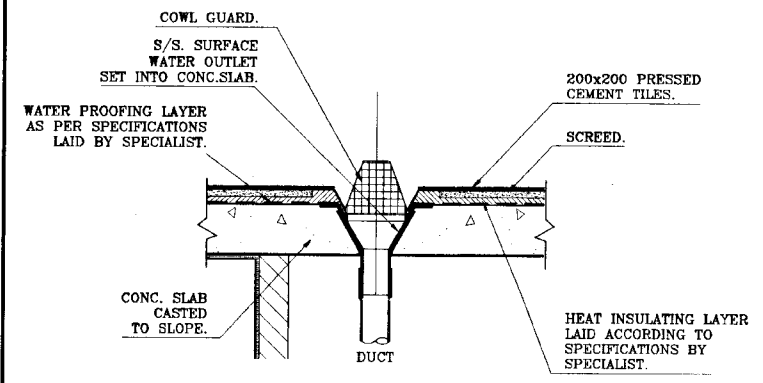
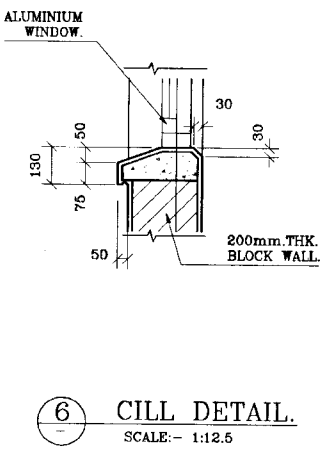
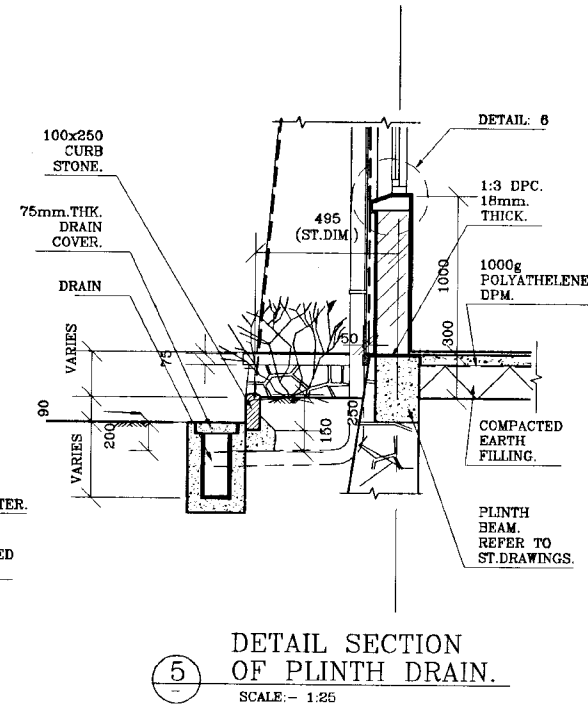
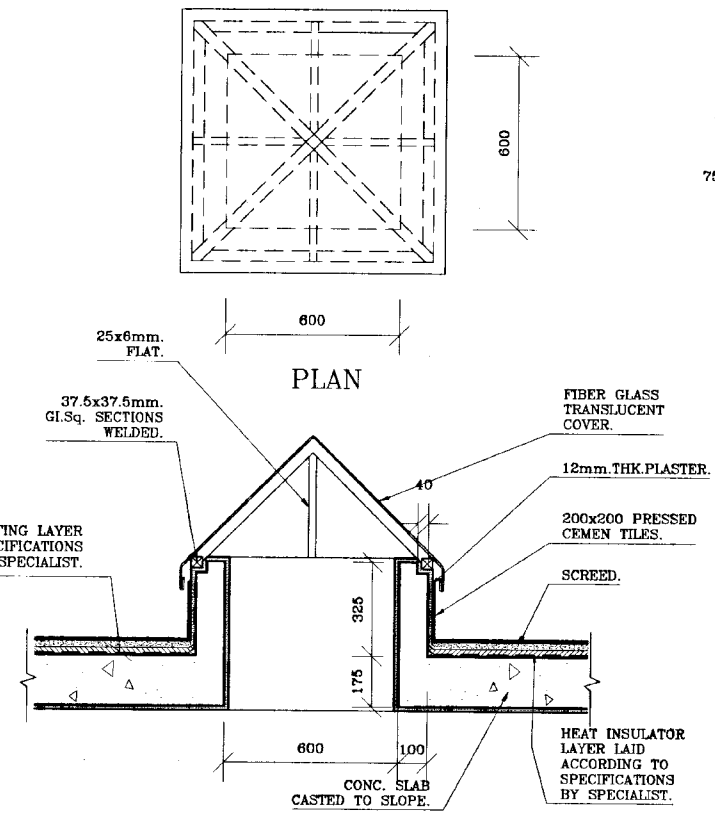
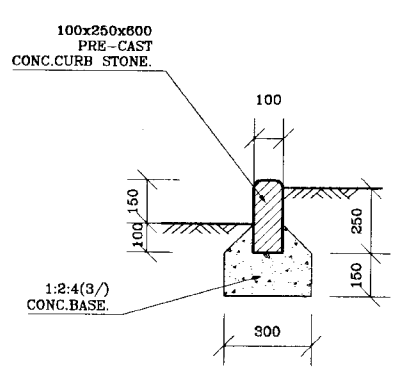
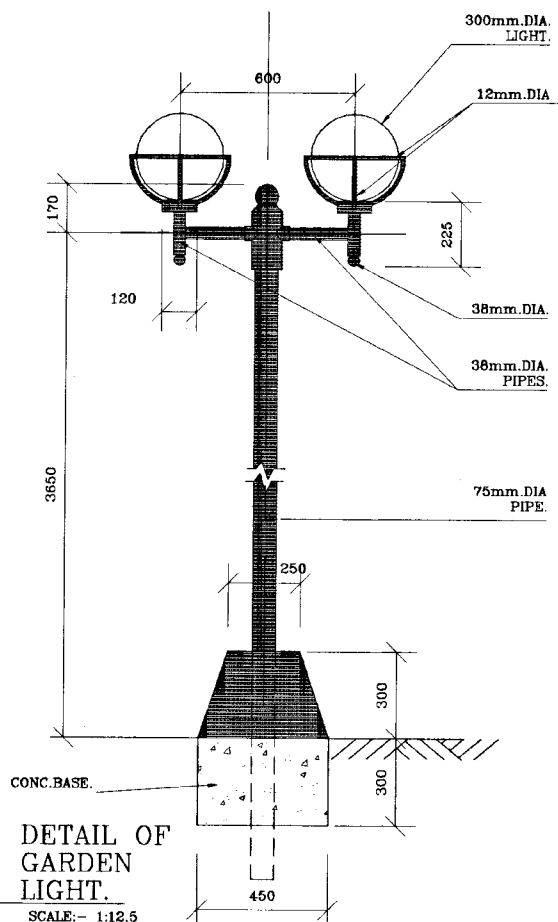
KEY

- ⊗ 600x600 RECESSED TYPE LIGHT FITTING.
- ⊞ MECHANICAL VENTILATION DIFUSSER.

SCALE :- 1:100

DO NOT SCALE

 NATIONAL WATER SUPPLY AND DRAINAGE BOARD THE PROJECT FOR THE REDUCTION OF NON-REVENUE WATER IN THE GREATER COLOMBO AREA	SUB PROJECT		TITLE	
	MALIGAKANDA		MALIGAKANDA OFFICE BUILDING CEILING PLAN-THIRD FLOOR	
	DESIGNED	DRAWN	DATE	
	<i>[Signature]</i> CHECKED <i>[Signature]</i> DT. TEAM LEADER <i>[Signature]</i> TEAM LEADER <i>[Signature]</i>	Rn PM/ANW/AF/S/MS/MS <i>[Signature]</i> AG/MS/MS R-D-A-J DIM/MS/MS <i>[Signature]</i>	JAN 2001 CONTRACT NO. NRW/CW ORG. NO. MK/OB/A-22	
JAPAN INTERNATIONAL COOPERATION AGENCY (JICA) STUDY TEAM NIHON SUIDO CONSULTANTS CO. LTD., TOKYO, JAPAN				



DO NOT SCALE

NATIONAL WATER SUPPLY AND DRAINAGE BOARD		SUB PROJECT		TITLE	
THE PROJECT FOR THE REDUCTION OF NON-REVENUE WATER IN THE GREATER COLOMBO AREA		MALIGAKANDA		MALIGAKANDA OFFICE BUILDING PART DETAILS.	
DESIGNED	CHKD	DATE	JAN 2007		
CHECKED	PL (NRWSA/PS) NWSD	CONTRACT NO.	NRW/CW		
BY TEAM LEADER	ADAMPAL NWSD	DRG. NO.	MK/OB/A-23		
TEAM LEADER	DCMPAL NWSD				

JAPAN INTERNATIONAL COOPERATION AGENCY (JICA) STUDY TEAM
 NIHON SUIDO CONSULTANTS CO. LTD., TOKYO, JAPAN