

QUANTITIES TABLE

SYMBOL OF BAR	UNIT LENGTH (mm)	SPACE (mm)	DIAMETER (mm)	NUMBER OF BAR	UNIT WEIGHT (kg/m)	TOTAL LENGTH (m)	TOTAL WEIGHT (kg)
1	4160	125	14	214	1.208	890.24	1075.8
2	2850	250	12	108	0.888	307.80	273.3
3	6270	250	14	108	1.208	677.16	818.3
4	1500	250	14	212	1.208	318.00	384.3
5	1550	125	18	214	1.998	331.70	662.6
6	1970	250	12	216	0.888	425.52	377.8
7	2850	125	12	214	0.888	609.90	541.5
8	1049	250	12	216	0.888	226.58	201.2
9	1120	250	12	216	0.888	241.92	214.8
10	13845	250	12	52	0.888	719.94	639.2
11	13945	250	12	100	0.888	1394.50	1238.1
12	5780	250	12	2	0.888	11.56	10.3
13	1440	250	12	26	0.888	37.44	33.2
14	1180	250	12	320	0.888	377.79	335.4
15	1280	250	12	320	0.888	409.80	363.8
TOTAL FOR 1 SEGMENT				CONCRETE :	68.19 M3	REINFORCEMENT :	7169.4 KG
TOTAL FOR THE WHOLE OF CULVERT				CONCRETE :	136.38 M3	REINFORCEMENT :	14338.8 KG

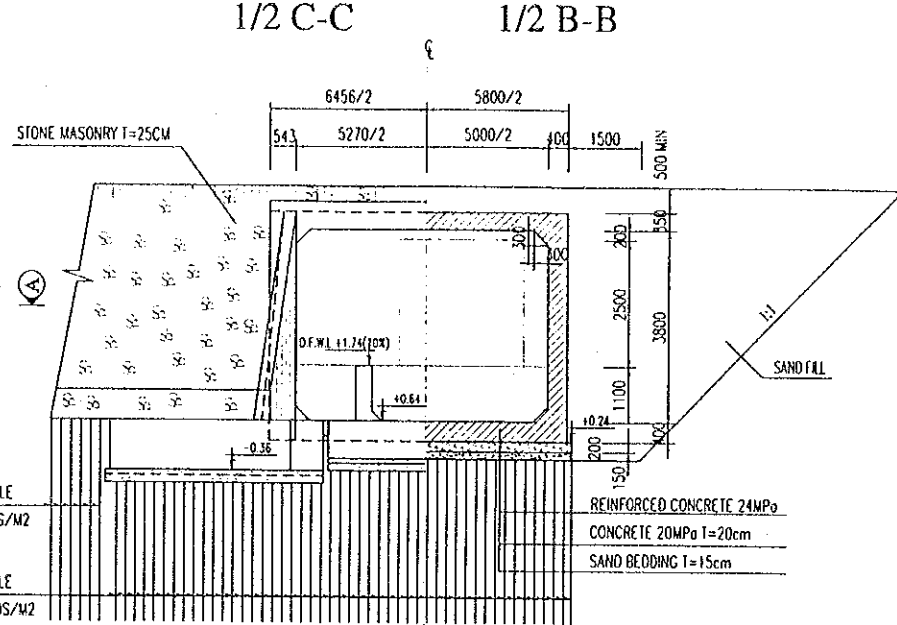
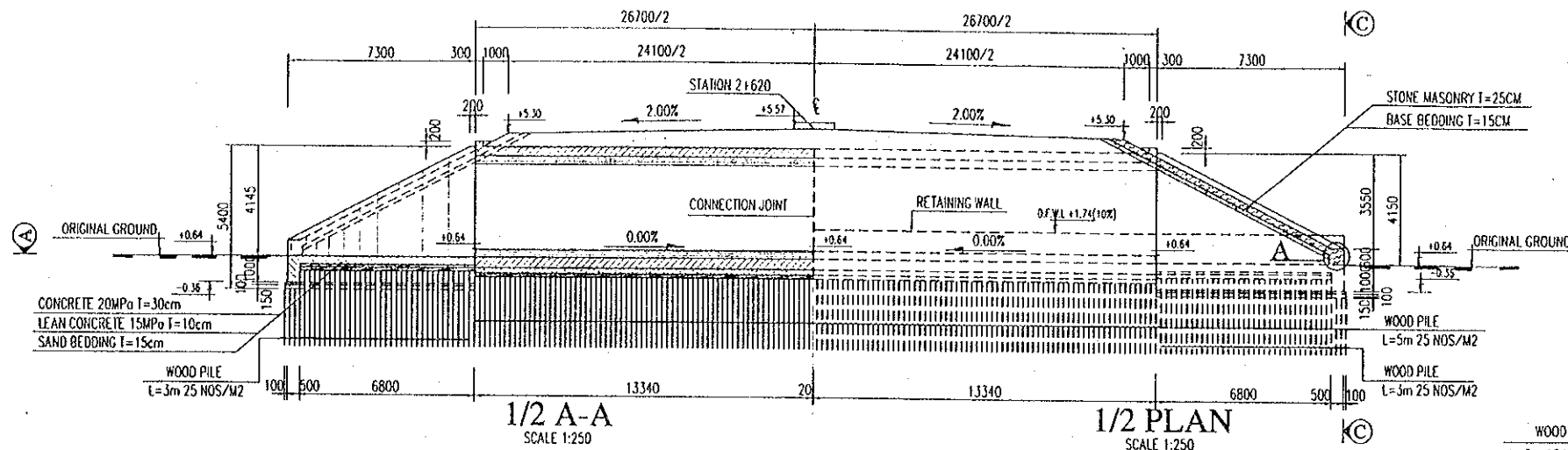
NOTES:  
 1- ALL DIMENSIONS ARE IN MILLIMETER UNLESS OTHERWISE INDICATED.  
 2- LENGTH OF SEGMENT SEE GENERAL VIEW DRAWING.

PROJECT NAME DETAILED DESIGN OF THE CAN THO BRIDGE CONSTRUCTION PROJECT	IMPLEMENTATION AGENCY JICA JAPAN INTERNATIONAL COOPERATION AGENCY (JICA)	EXECUTING AGENCY SOCIALIST REPUBLIC OF VIET NAM MINISTRY OF TRANSPORT (MOT) MY THUAN PROJECT MANAGEMENT UNIT	JICA STUDY TEAM NIPPON KOEI CO.,LTD.	PREPARED BY NAME: K. Nemoto SIGNATURE: [Signature] DATE: 20/9/2000	CHECKED BY NAME: K. Nakai SIGNATURE: [Signature] DATE: 29/9/2000	APPROVED BY NAME: K. Enomoto SIGNATURE: [Signature] DATE: 5/10/2000	DRAWING TITLE REINFORCEMENT OF CULVERT STATION 2+150	DWG NO. P1/BC/0380
--	--	---	---	---	---	--	--	-----------------------

**PROFILE**  
SCALE 1:250

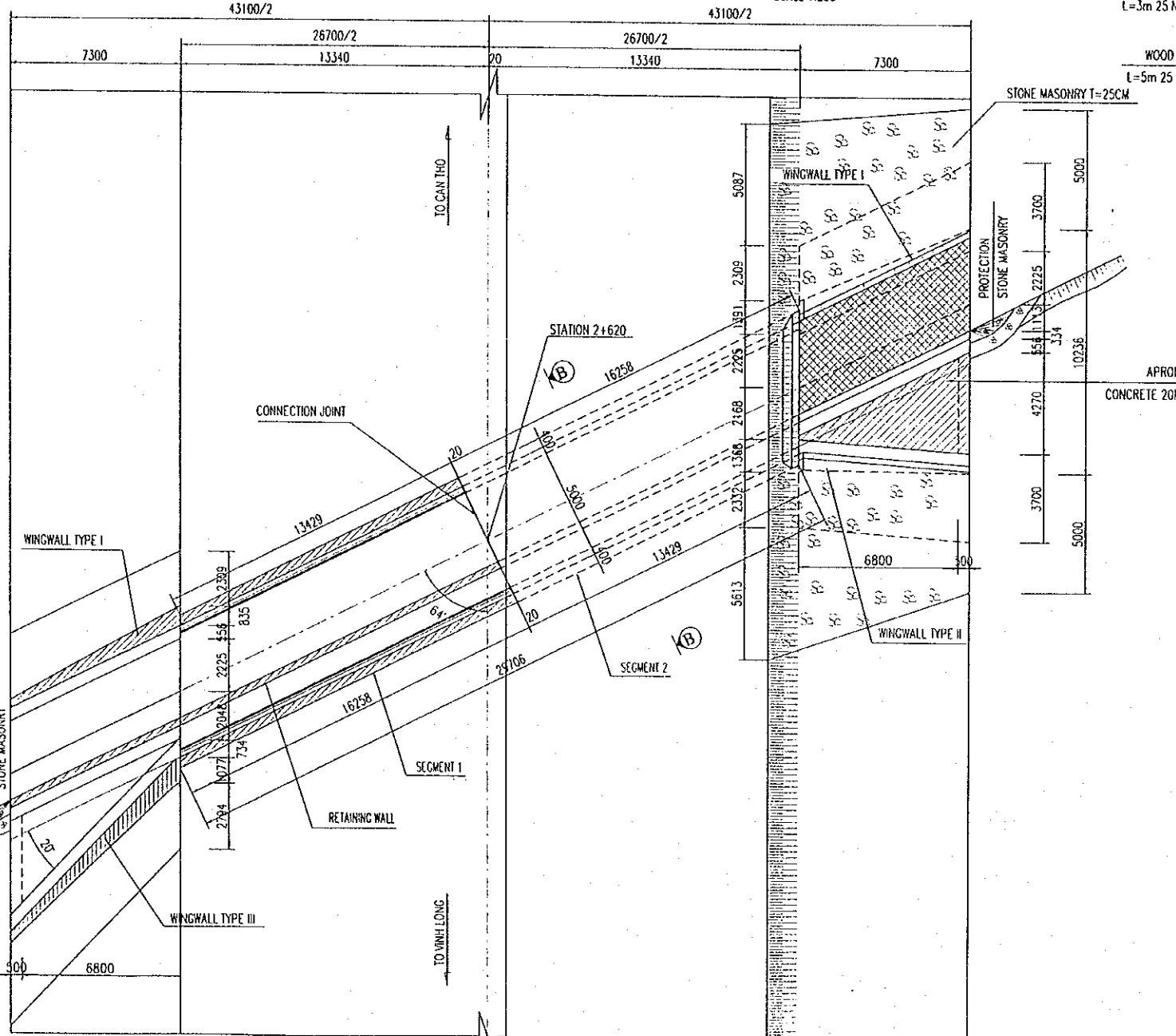
**BOX CULVERT FOR PATH & DRAINAGE**  
(STATION 2+620)

**SECTION**  
SCALE 1:150

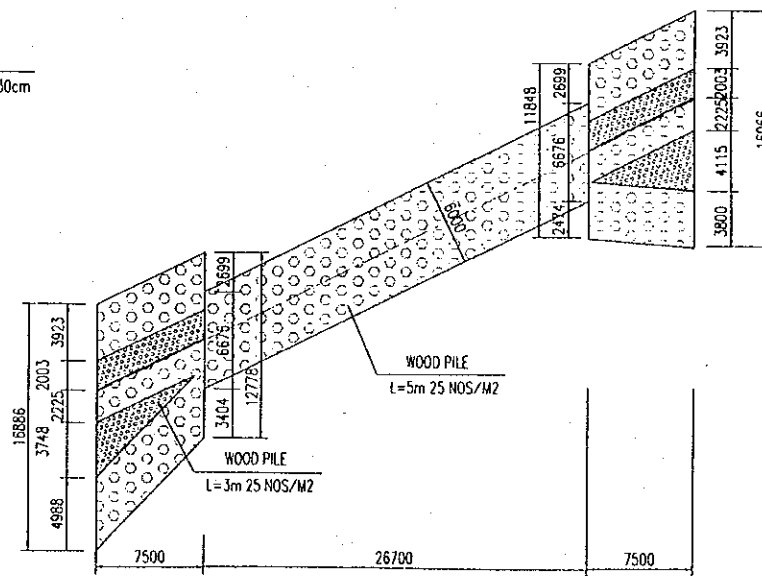


**1/2 A-A**  
SCALE 1:250

**1/2 PLAN**  
SCALE 1:250

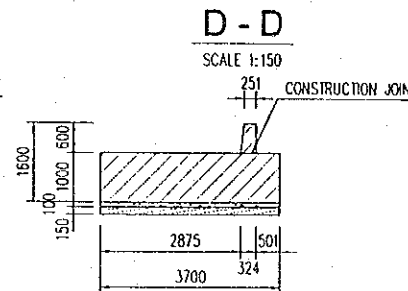
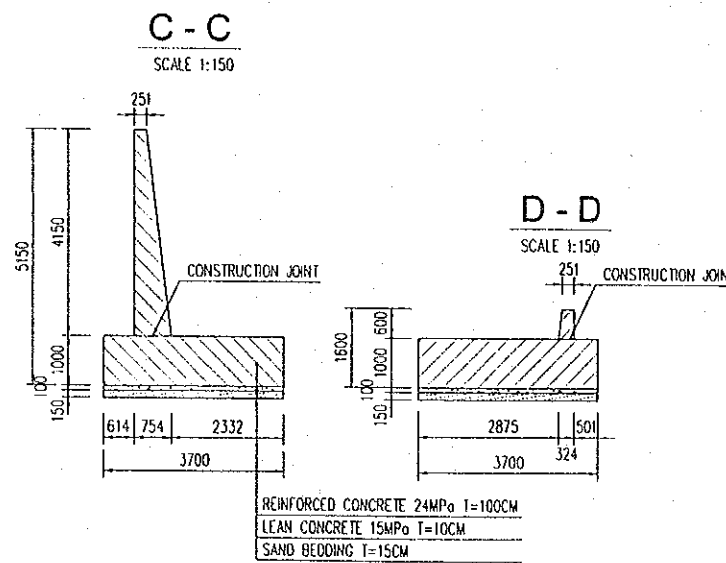
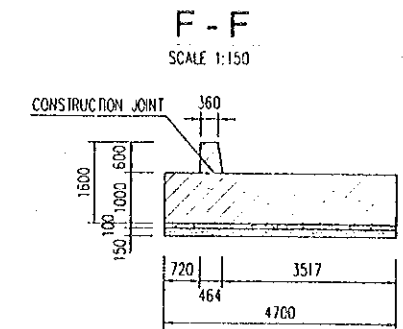
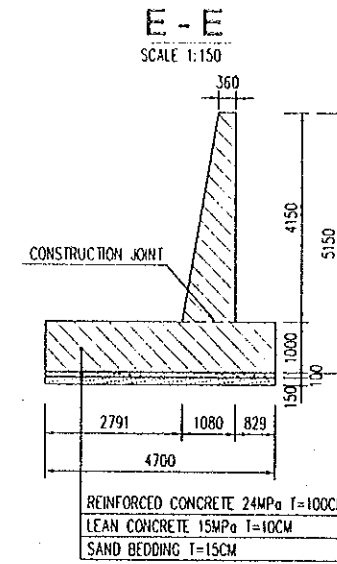
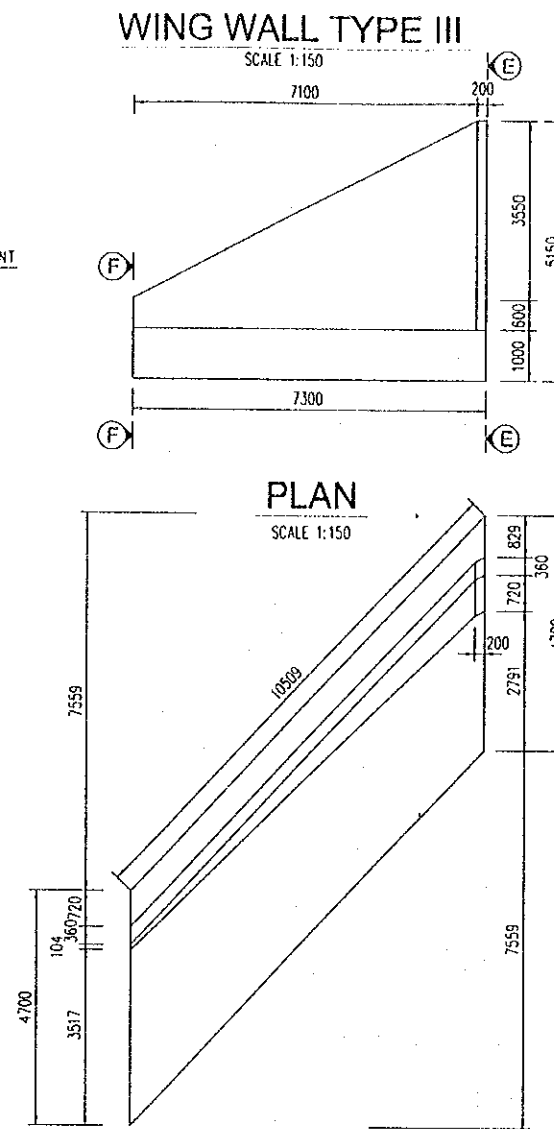
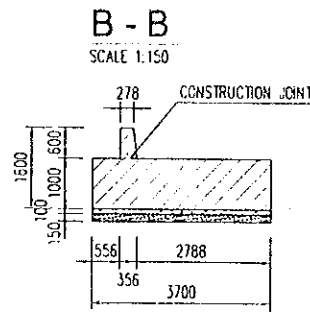
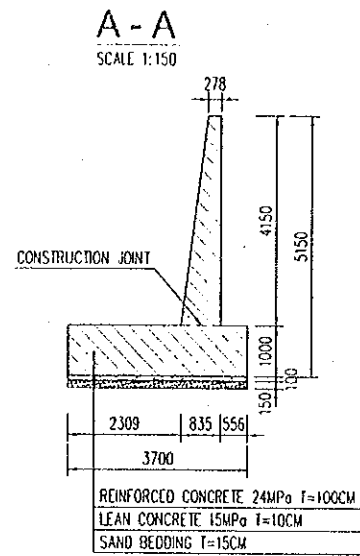
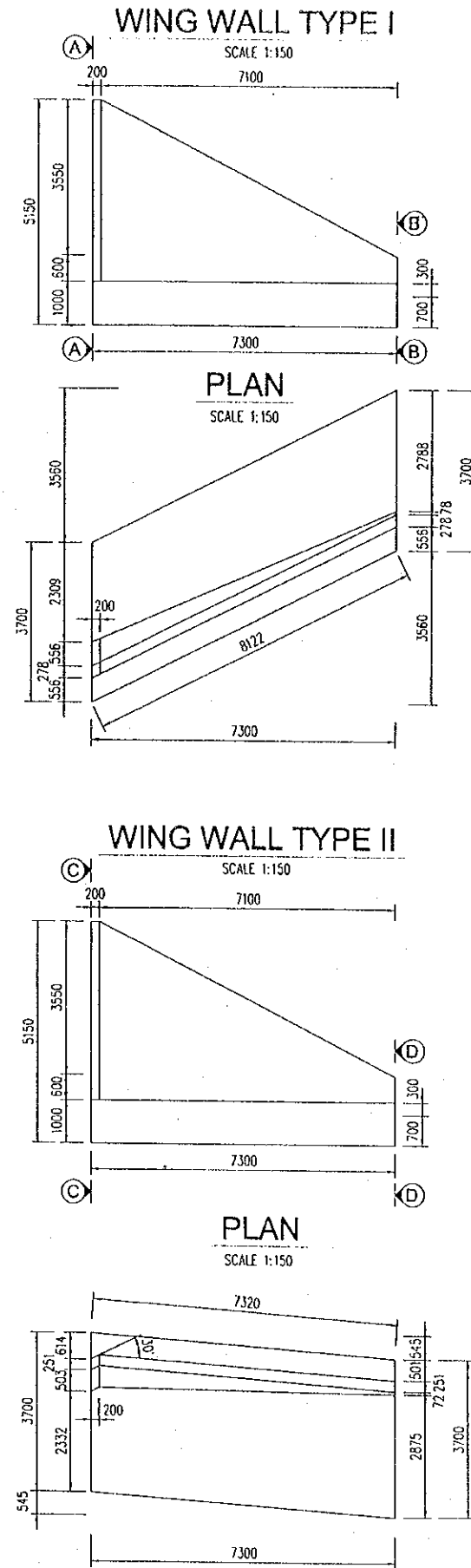


**PLAN LAYOUT OF WOOD PILE**  
SCALE 1:500



- NOTES:  
 1- ALL DIMENSIONS ARE IN MILLIMETER UNLESS OTHERWISE INDICATED.  
 2- ELEVATIONS ARE IN METERS IN REFERENCE TO THE NATIONAL DATUM LEVEL.  
 3- DETAIL A IS SHOWN IN THE DOCUMENT OF APPROACH ROAD - DRAWING No P1/MS/0180.

PROJECT NAME	IMPLEMENTATION AGENCY	EXECUTING AGENCY	JICA STUDY TEAM	PREPARED BY	CHECKED BY	APPROVED BY	DRAWING TITLE	DWG NO.
DETAILED DESIGN OF THE CAN THO BRIDGE CONSTRUCTION PROJECT	JICA JAPAN INTERNATIONAL COOPERATION AGENCY (JICA)	SOCIALIST REPUBLIC OF VIET NAM MINISTRY OF TRANSPORT (MOT) MY THUAN PROJECT MANAGEMENT UNIT	(NK) NIPPON KOEI CO.,LTD.	K. Nemoto	K. Nakai	K. Enomoto	GENERAL VIEW OF BOX CULVERT STATION 2+620	P1/BC/0390
				DATE: 20/9/2000	DATE: 29/9/2000	DATE: 5/10/2000		



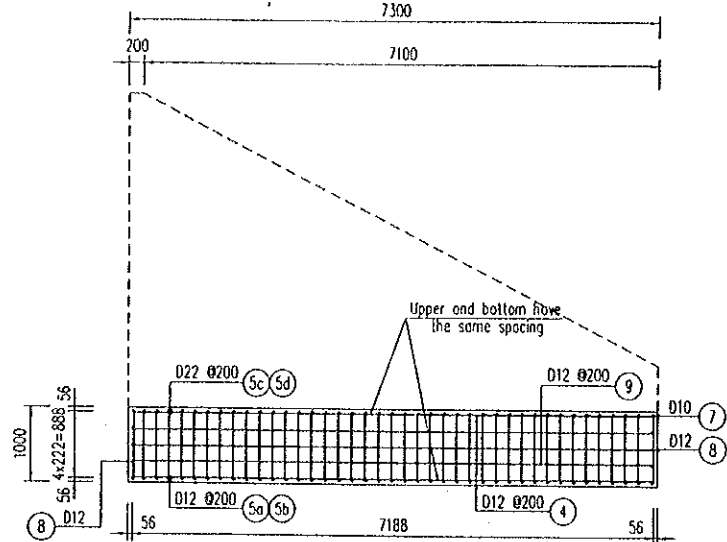
**NOTES:**

- 1- ALL DIMENSIONS ARE IN MILLIMETER UNLESS OTHERWISE INDICATED.
- 2- POSITION OF WING WALL SEE GENERAL VIEW DRAWING.

PROJECT NAME	IMPLEMENTATION AGENCY	EXECUTING AGENCY	JICA STUDY TEAM	PREPARED BY	CHECKED BY	APPROVED BY	DRAWING TITLE	DWG NO.
DETAILED DESIGN OF THE CAN THO BRIDGE CONSTRUCTION PROJECT	JICA JAPAN INTERNATIONAL COOPERATION AGENCY (JICA)	SOCIALIST REPUBLIC OF VIET NAM MINISTRY OF TRANSPORT (MOT) MY THUAN PROJECT MANAGEMENT UNIT	(NK) NIPPON KOEI CO.,LTD.	NAME K. Nemoto SIGNATURE <i>K. Nemoto</i> DATE 20/9/2000	NAME K. Nakai SIGNATURE <i>K. Nakai</i> DATE 29/9/2000	NAME K. Enomoto SIGNATURE <i>K. Enomoto</i> DATE 5/10/2000	GENERAL VIEW OF WING WALL STATION 2+620	P1/BC/0400

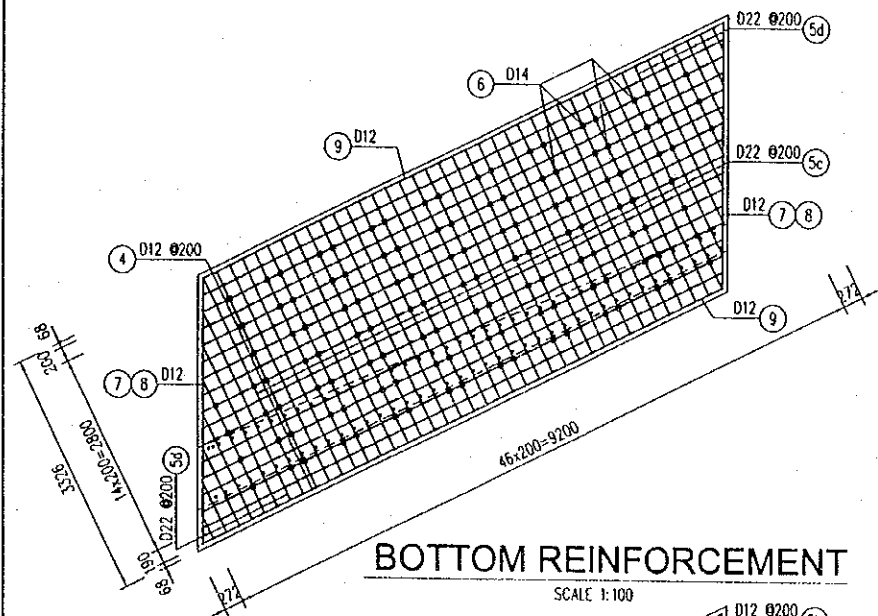
### REINFORCEMENT OF FOOTING

SCALE 1:100



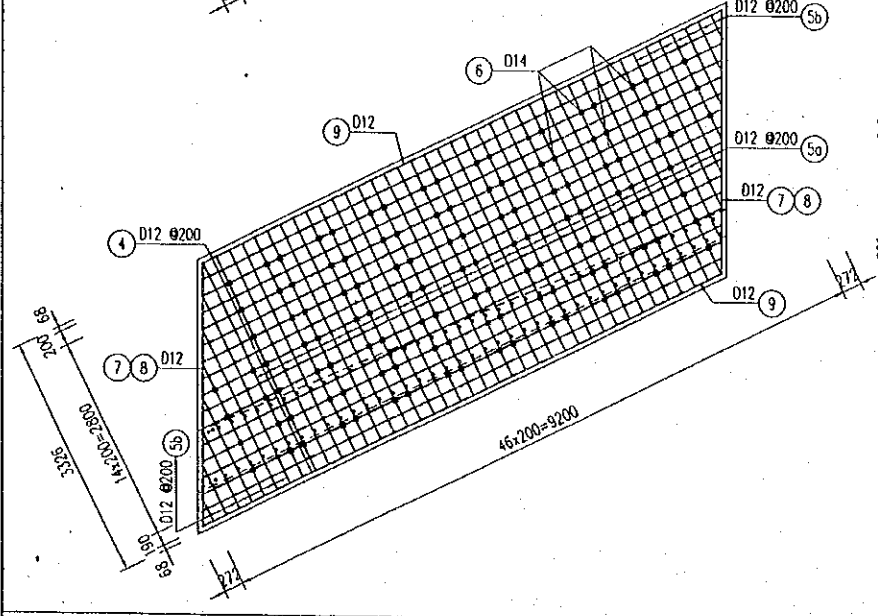
### TOP REINFORCEMENT

SCALE 1:100



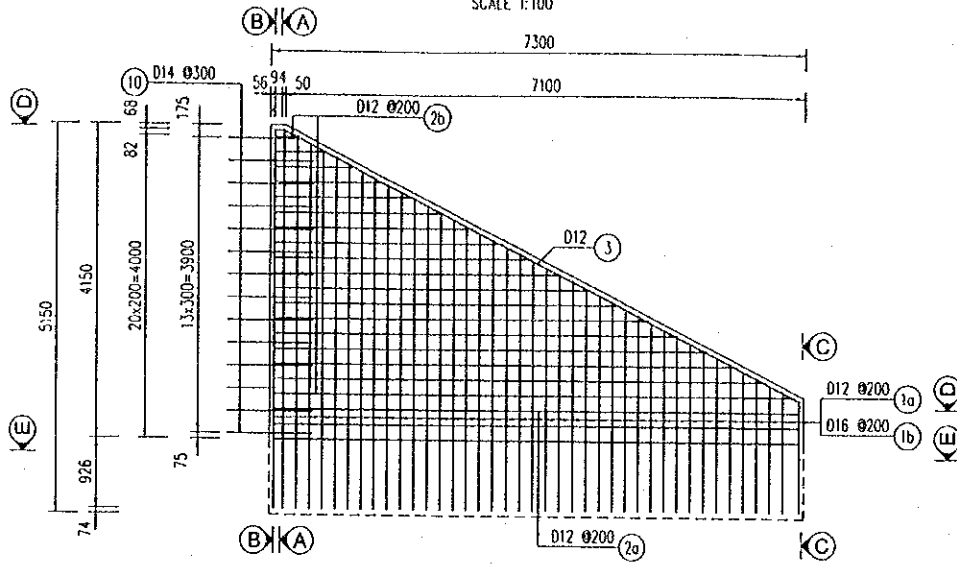
### BOTTOM REINFORCEMENT

SCALE 1:100



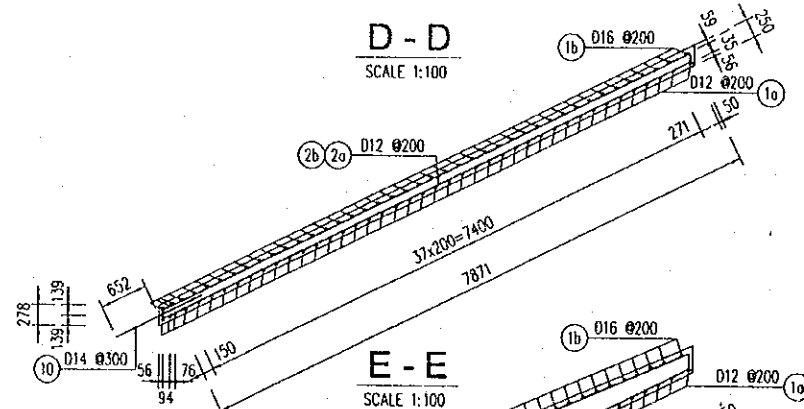
### REINFORCEMENT OF WING WALL TYPE I

SCALE 1:100



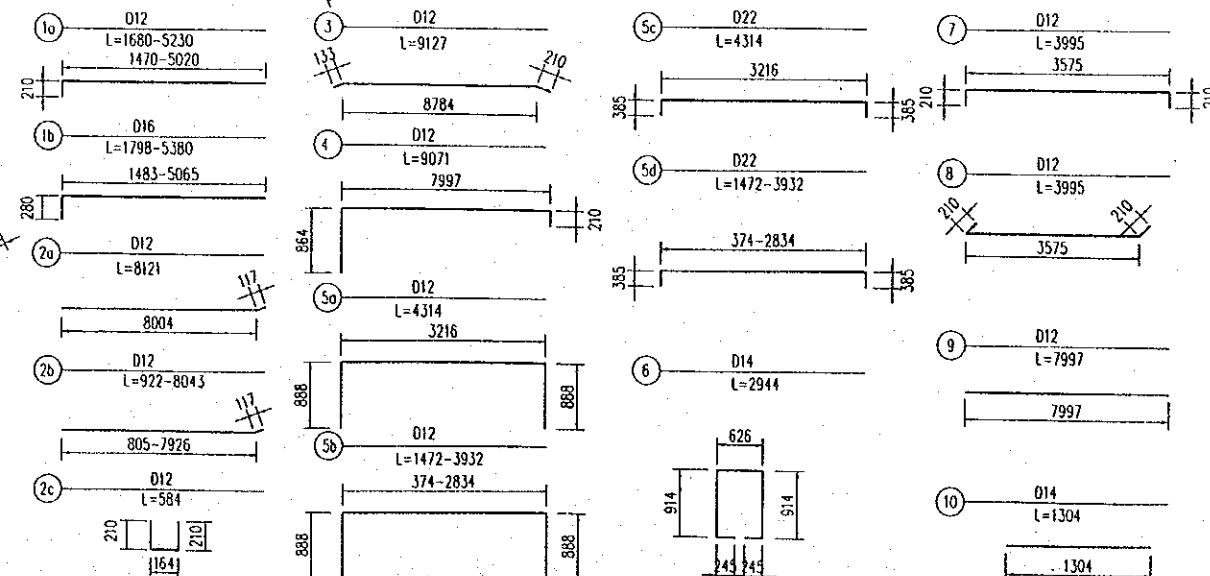
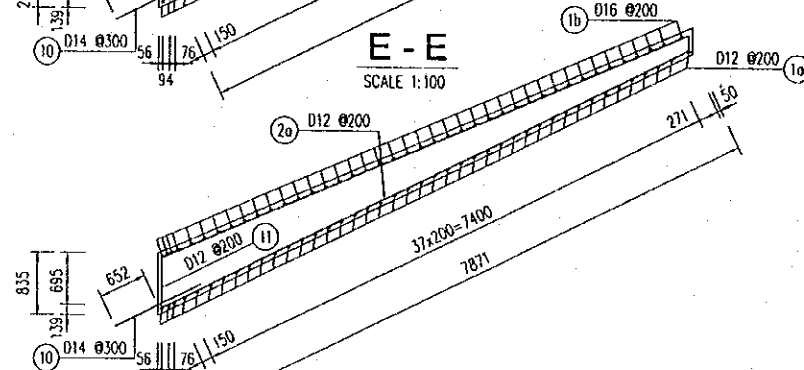
### D - D

SCALE 1:100



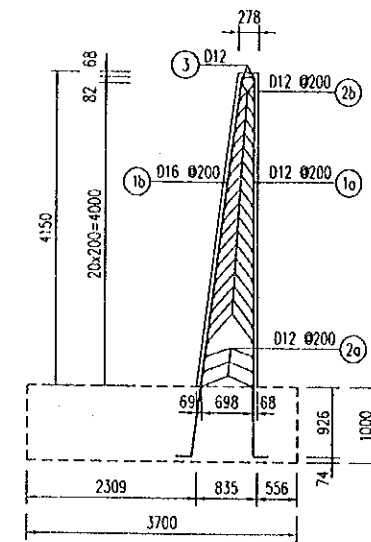
### E - E

SCALE 1:100



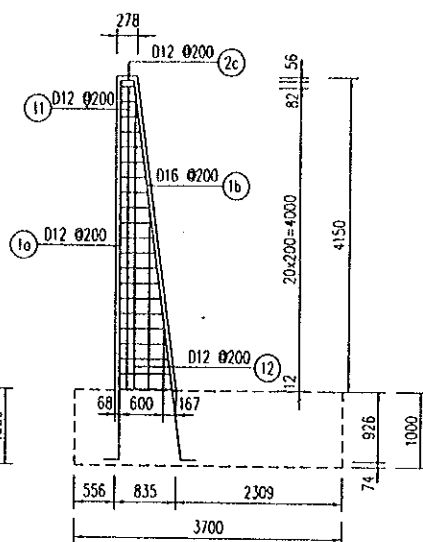
### A - A

SCALE 1:100



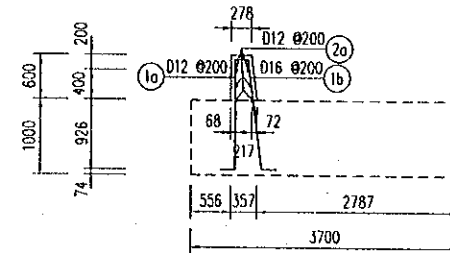
### B - B

SCALE 1:100



### C - C

SCALE 1:100



### QUANTITIES TABLE

BAR MARK	UNIT LENGTH (MM)	DIAMETER (MM)	NUMBER OF BAR	UNIT WEIGHT (KG/M)	TOTAL LENGTH (M)	TOTAL WEIGHT (KG)
1a	3455	12	42	0.888	145.1	128.8
1b	3554	16	42	1.578	149.3	235.6
2a	8121	12	6	0.888	48.7	43.3
2b	4483	12	36	0.888	161.4	143.3
2c	584	12	42	0.888	24.5	21.8
3	9127	12	2	0.888	18.3	16.2
4	9071	12	34	0.888	308.4	273.8
5a	4990	12	33	0.888	164.7	146.2
5b	3380	12	14	0.888	47.3	42.0
5c	3984	22	33	2.984	131.5	392.3
5d	2374	22	14	2.984	33.2	99.2
6	2944	14	63	1.208	185.5	224.1
7	3995	12	4	0.888	16.0	14.2
8	3995	12	6	0.888	24.0	21.3
9	7997	12	6	0.888	48.0	42.6
10	1034	14	14	1.208	14.5	17.5
11	884	12	21	0.888	18.6	16.5
12	2657	12	3	0.888	8.0	7.1
CONCRETE : 34.71 M <sup>3</sup>					REINFORCEMENT : D<14 1158.6 KG	
					REINFORCEMENT : 14< D<25 727.1 KG	
					TOTAL REINFORCEMENT : 1885.7 KG	

### NOTES:

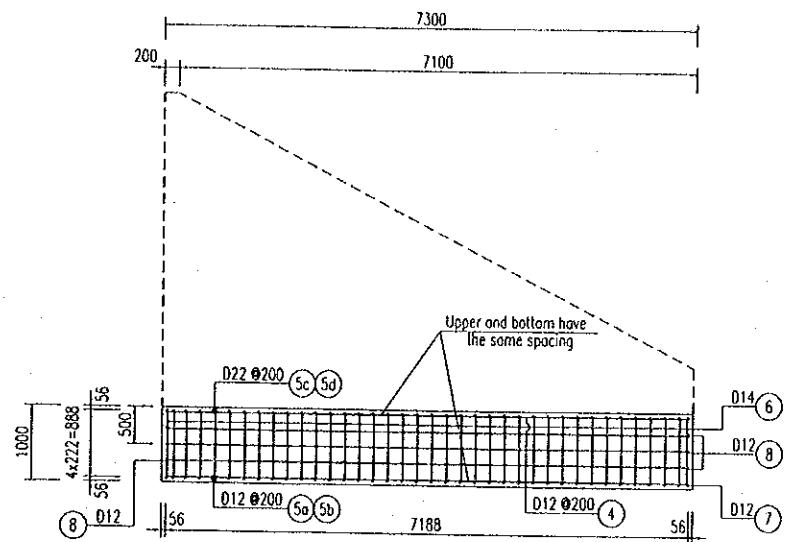
- 1- ALL DIMENSIONS ARE IN MILLIMETER UNLESS OTHERWISE INDICATED.
- 2- THIS DRAWING IS USED FOR ALL WING WALL OF THIS CULVERT.

PROJECT NAME	IMPLEMENTATION AGENCY	EXECUTING AGENCY	JICA STUDY TEAM	PREPARED BY	CHECKED BY	APPROVED BY	DRAWING TITLE	DWG NO.
DETAILED DESIGN OF THE CAN THO BRIDGE CONSTRUCTION PROJECT	JICA JAPAN INTERNATIONAL COOPERATION AGENCY (JICA)	SOCIALIST REPUBLIC OF VIET NAM MINISTRY OF TRANSPORT (MOT) MY THUAN PROJECT MANAGEMENT UNIT	(NK) NIPPON KOEI CO.,LTD.	K. Nemoto	K. Nakai	K. Enomoto	REINFORCEMENT OF WING WALL TYPE I STATION 2 + 620	P1/BC/0410
				DATE 20/9/2000	DATE 29/9/2000	DATE 5/10/2000		

D:\Cantno 9-2000\Drawings4\P1-Vinh long side\P1-BC-0420.dwg Fri Sep 01 14:23:11 2000 TRAN TRONG AN

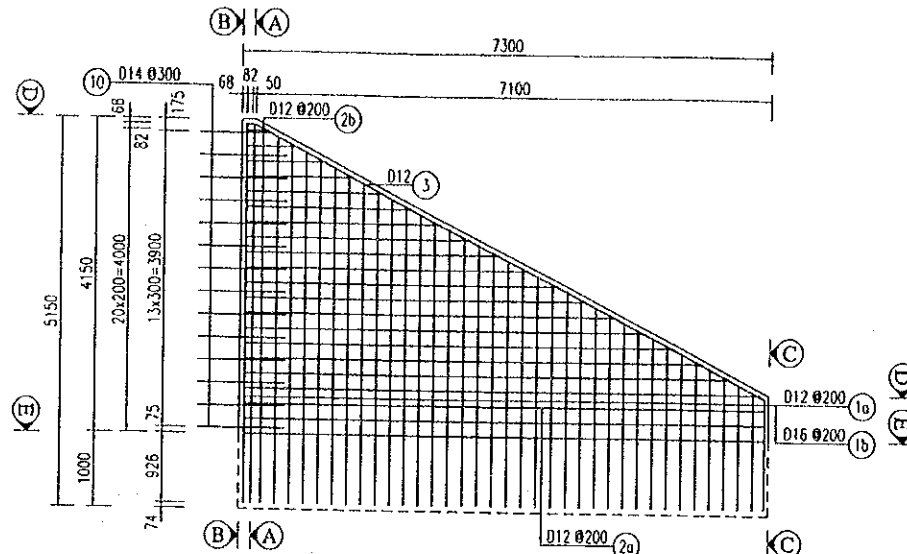
### REINFORCEMENT OF FOOTING

SCALE 1:100



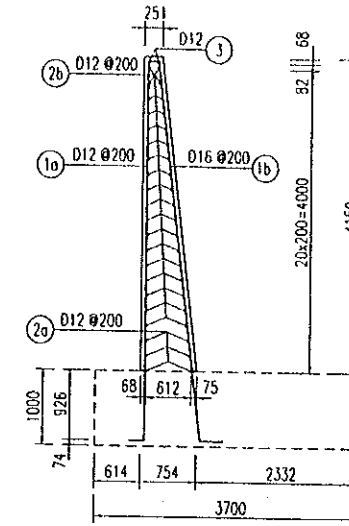
### REINFORCEMENT OF WING WALL TYPE II

SCALE 1:100



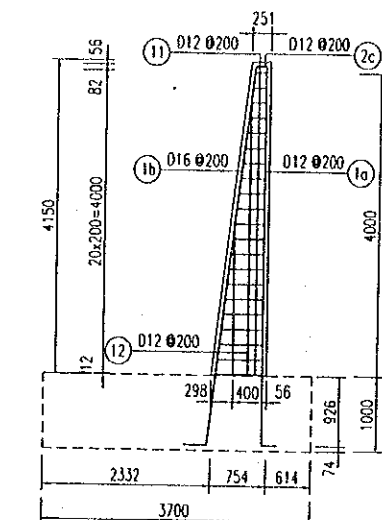
### A - A

SCALE 1:100



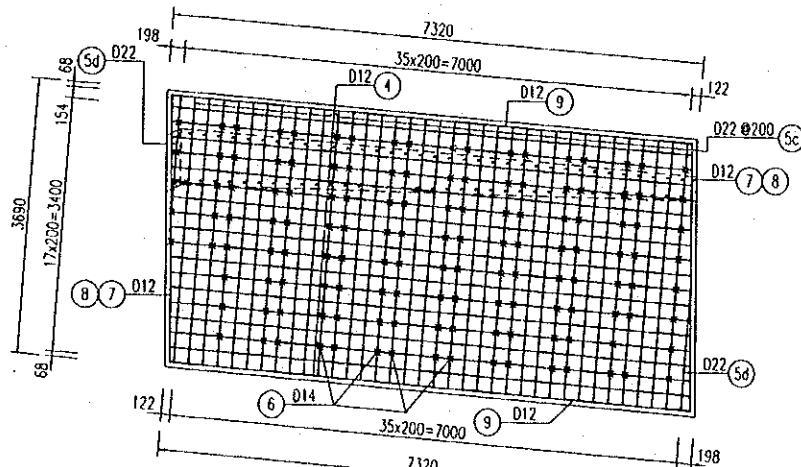
### B - B

SCALE 1:100



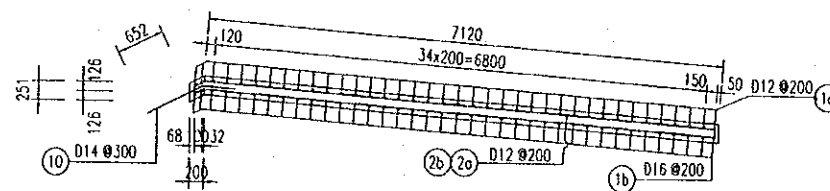
### TOP REINFORCEMENT

SCALE 1:100



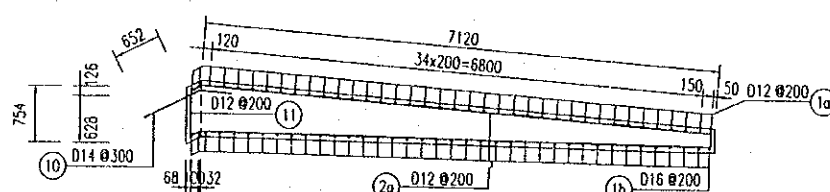
### D - D

SCALE 1:100



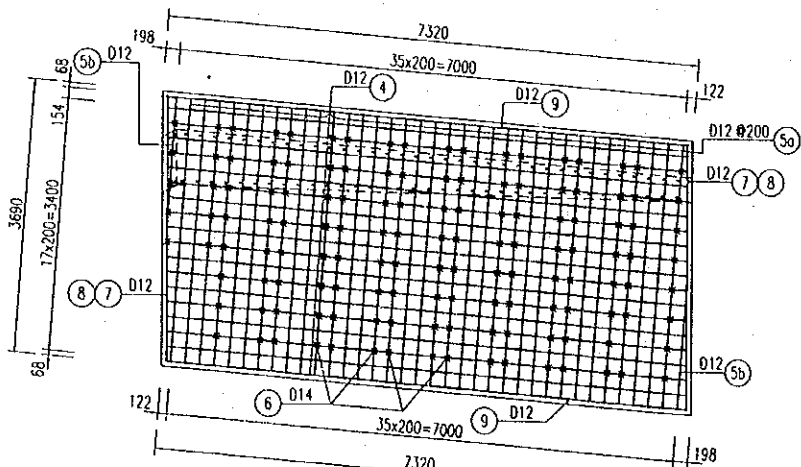
### E - E

SCALE 1:100



### BOTTOM REINFORCEMENT

SCALE 1:100



### QUANTITIES TABLE

BAR MARK	UNIT LENGTH (MM)	DIAMETER (MM)	NUMBER OF BAR	UNIT WEIGHT (KG/M)	TOTAL LENGTH (M)	TOTAL WEIGHT (KG)
1a	3455	12	38	0.888	131.3	116.6
1b	3553	16	38	1.578	135.0	213.1
2a	7367	12	6	0.888	44.2	39.2
2b	3910	12	36	0.888	140.8	125.0
2c	584	12	38	0.888	22.2	19.7
3	8307	12	2	0.888	16.6	14.8
4	8282	12	38	0.888	314.7	279.4
5a	5354	12	35	0.888	187.4	166.4
5b	3618	12	2	0.888	7.2	6.4
5c	4348	22	35	2.984	152.2	454.1
5d	2612	22	2	2.984	5.2	15.6
6	2944	14	69	1.208	203.1	245.5
7	4008	12	4	0.888	16.0	14.2
8	4008	12	6	0.888	24.0	21.4
9	7208	12	6	0.888	43.2	38.4
10	1034	14	14	1.208	14.5	17.5
11	830	12	21	0.888	17.4	15.5
12	3081	12	2	0.888	6.2	5.5
CONCRETE :				33.96 m <sup>3</sup>		
REINFORCEMENT :				0 < D < 14	1125.3 KG	
REINFORCEMENT :				14 < D < 25	682.8 KG	
TOTAL REINFORCEMENT :					1808.1 KG	

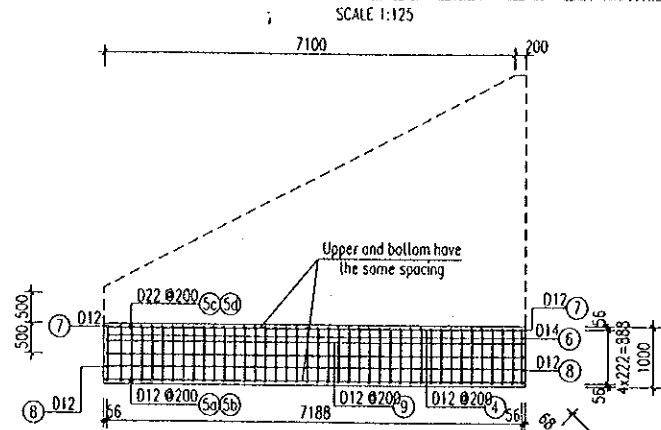
### NOTES :

- 1- ALL DIMENSIONS ARE IN MILLIMETER UNLESS OTHERWISE INDICATED.
- 2- THIS DRAWING IS USED FOR ALL WING WALL OF THIS CULVERT.

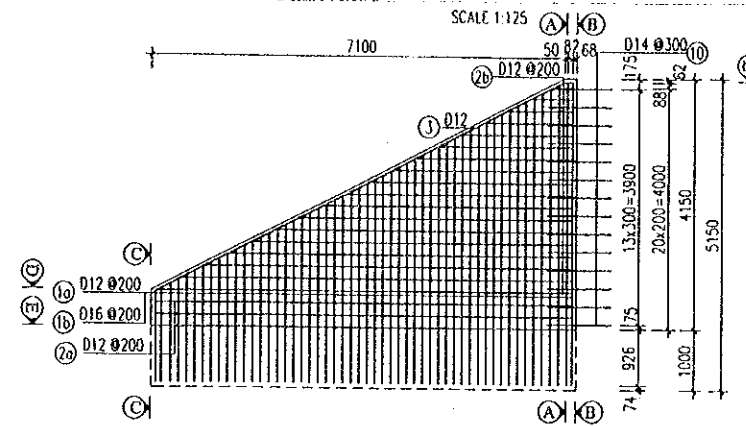
PROJECT NAME DETAILED DESIGN OF THE CAN THO BRIDGE CONSTRUCTION PROJECT	IMPLEMENTATION AGENCY JICA JAPAN INTERNATIONAL COOPERATION AGENCY (JICA)	EXECUTING AGENCY SOCIALIST REPUBLIC OF VIET NAM MINISTRY OF TRANSPORT (MOT) MY THUAN PROJECT MANAGEMENT UNIT	JICA STUDY TEAM NIPPON KOEI CO.,LTD.	PREPARED BY NAME: K. Nemoto SIGNATURE: <i>K. Nemoto</i> DATE: 20/9/2000	CHECKED BY NAME: K. Nakai SIGNATURE: <i>K. Nakai</i> DATE: 29/9/2000	APPROVED BY NAME: K. Enomoto SIGNATURE: <i>K. Enomoto</i> DATE: 5/10/2000	DRAWING TITLE REINFORCEMENT OF WING WALL TYPE II STATION 2 + 620	DWG NO. P1/BC/0420
--	--	---	---	--	---	--	--	-----------------------

D:\Cen\tho 9-2000\Drawings4\P1-Vinh long side\P1-BC-0430.dwg Fri Sep 01 14:27:45 2000 TRAN TRONG AN

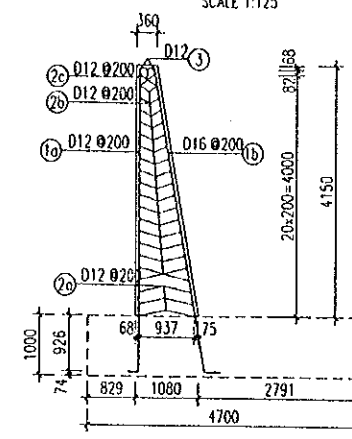
**REINFORCEMENT OF FOOTING**



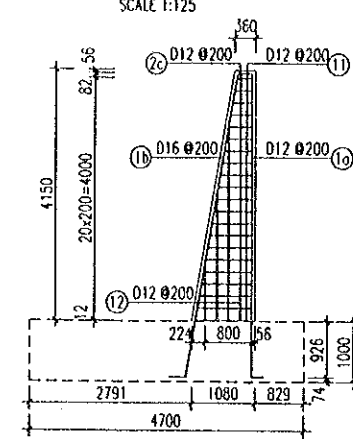
**REINFORCEMENT OF WING WALL TYPE III**



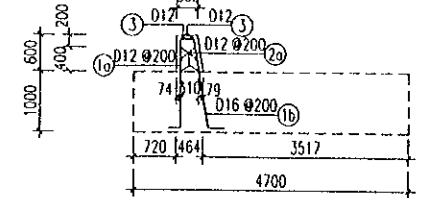
**A - A**



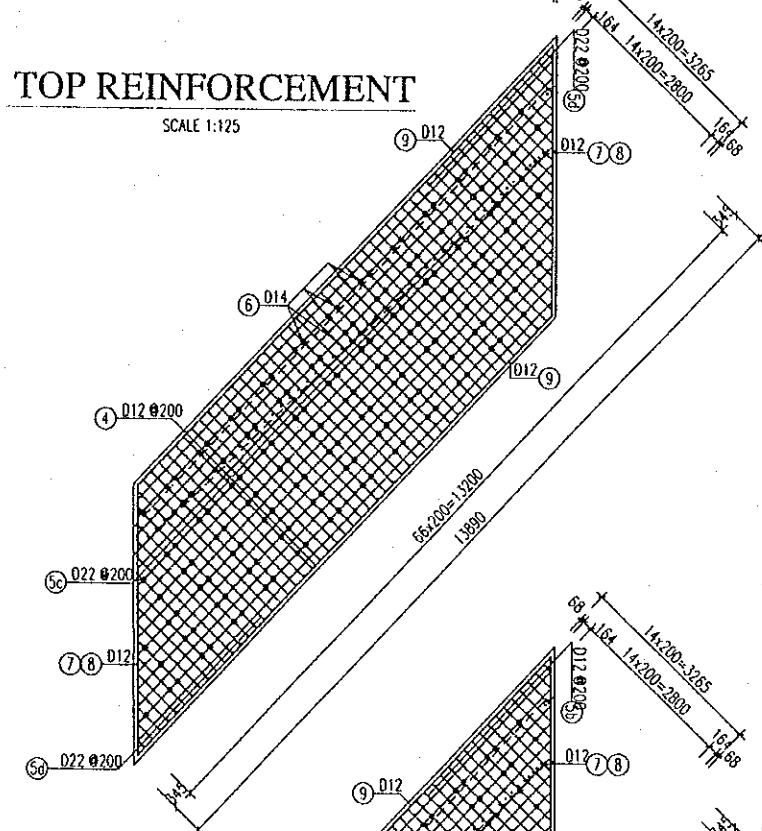
**B - B**



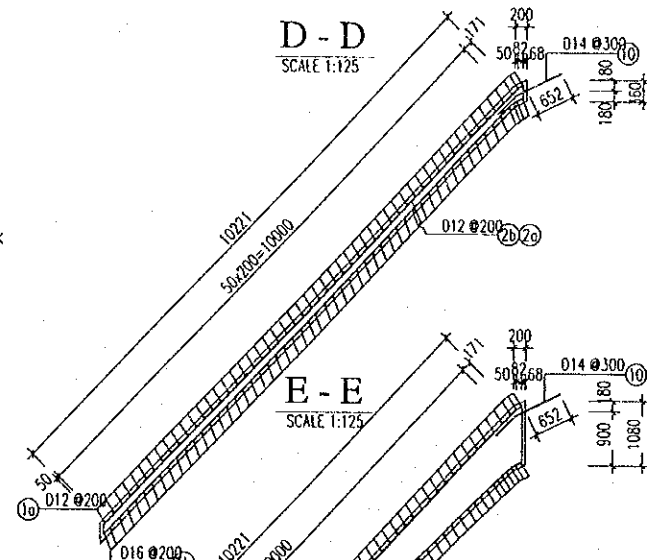
**C - C**



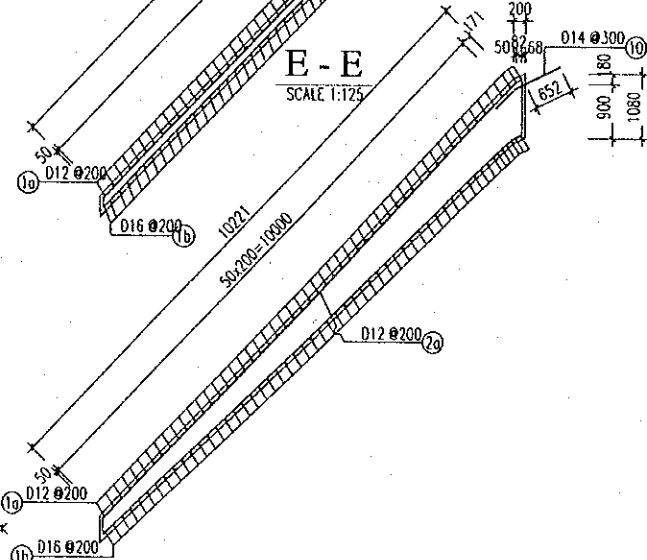
**TOP REINFORCEMENT**



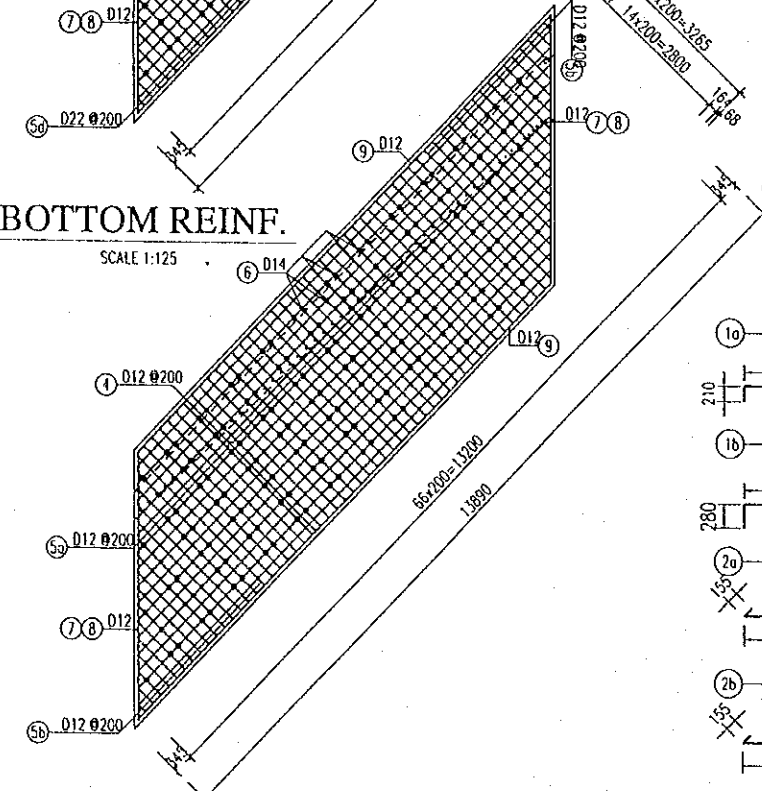
**D - D**



**E - E**



**BOTTOM REINF.**

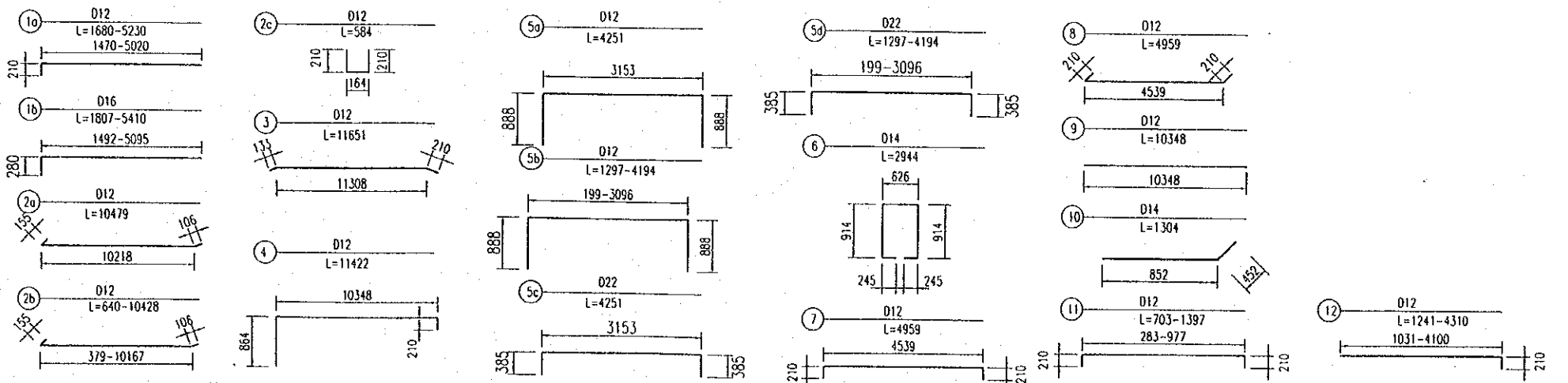


**QUANTITIES TABLE**

BAR MARK	UNIT LENGTH (MM)	DIAMETER (MM)	NUMBER OF BAR	UNIT WEIGHT (KG/M)	TOTAL LENGTH (M)	TOTAL WEIGHT (KG)
1a	3455	12	53	0.888	183.1	162.6
1b	3574	16	53	1.578	189.4	298.9
2a	10479	12	6	0.888	62.9	55.8
2b	5534	12	36	0.888	199.2	176.9
2c	582	12	53	0.888	30.8	27.4
3	11651	12	2	0.888	23.3	20.7
4	11422	12	34	0.888	388.3	344.8
5a	4929	12	35	0.888	172.5	153.2
5b	3424	12	32	0.888	109.6	97.3
5a	3923	22	35	2.984	137.3	409.7
5b	2418	22	32	2.984	77.4	230.8
6	2944	14	84	1.208	247.3	298.8
7a	4959	12	4	0.888	19.8	17.6
8	4959	12	6	0.888	29.8	26.4
9	10348	12	6	0.888	62.1	55.1
10	1034	14	14	1.208	14.5	17.5
11	1050	12	21	0.888	22.1	19.6
12	2776	12	4	0.888	11.1	9.9
CONCRETE :	44.27 M <sup>3</sup>					
REINFORCEMENT :					D < 14	1483.5 KG
REINFORCEMENT :					14 < D < 25	939.5 KG
TOTAL REINFORCEMENT :						2423.0 KG

**NOTES :**

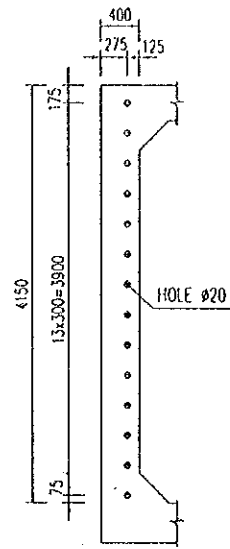
- 1- ALL DIMENSIONS ARE IN MILLIMETER UNLESS OTHERWISE INDICATED.
- 2- THIS DRAWING IS USED FOR ALL WING WALL OF THIS CULVERT.



PROJECT NAME	IMPLEMENTATION AGENCY	EXECUTING AGENCY	JICA STUDY TEAM	PREPARED BY	CHECKED BY	APPROVED BY	DRAWING TITLE	DWG NO.
DETAILED DESIGN OF THE CAN THO BRIDGE CONSTRUCTION PROJECT	JICA JAPAN INTERNATIONAL COOPERATION AGENCY (JICA)	SOCIALIST REPUBLIC OF VIET NAM MINISTRY OF TRANSPORT (MOT) MY THUAN PROJECT MANAGEMENT UNIT	(NK) NIPPON KOEI CO.,LTD.	K. Nemoto	K. Nakai	K. Enomoto	REINFORCEMENT OF WING WALL TYPE III STATION 2 + 620	P1/BC/0430
				DATE: 20/9/2000	DATE: 29/9/2000	DATE: 5/10/2000		

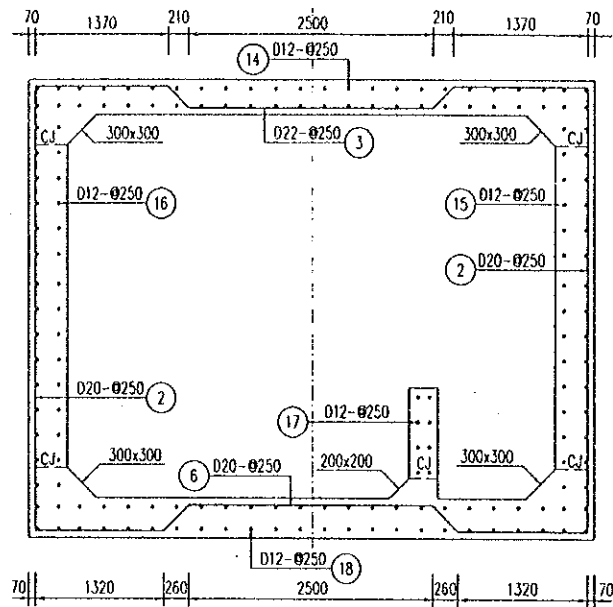
POSITION OF HOLE

(SCALE 1:75)



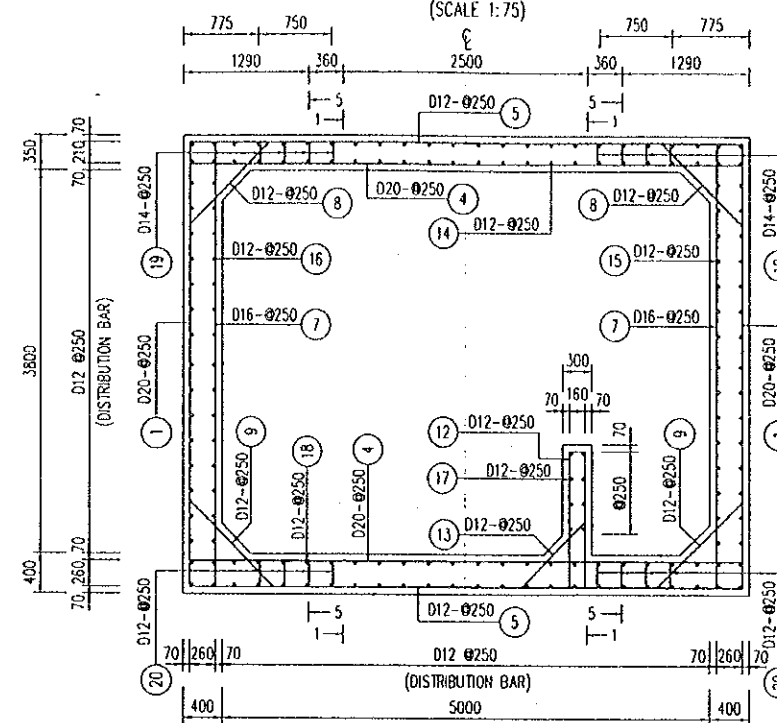
SECTION B - B

(SCALE 1:75)



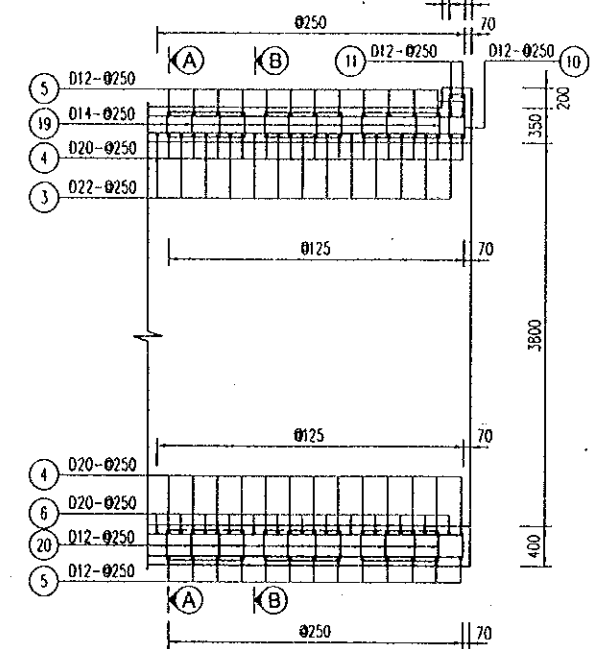
SECTION A - A

(SCALE 1:75)



THE END OF BARREL

(SCALE 1:75)



QUANTITIES TABLE

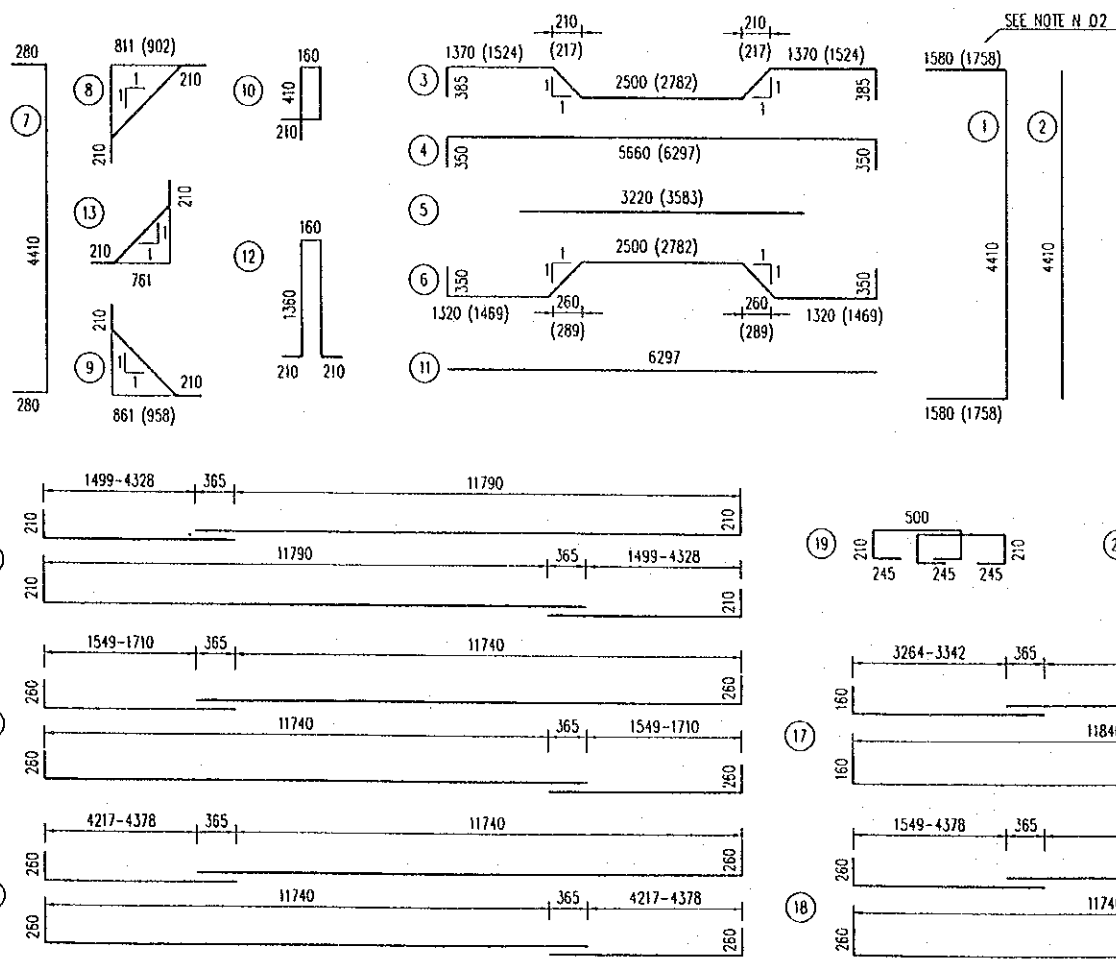
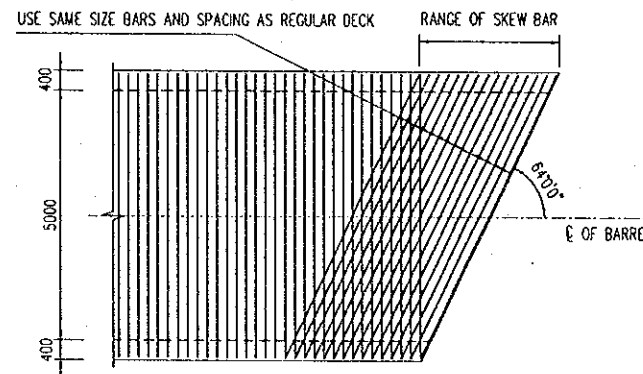
SYMBOL OF BAR	UNIT LENGTH (mm)	SPACE (mm)	DIAMETER (mm)	NUMBER OF BAR	UNIT WEIGHT (kg/m)	TOTAL LENGTH (m)	TOTAL WEIGHT (kg)
1	a	7570	250	108	2.466	817.56	2016.2
	b	7926	250	12	2.466	95.11	234.6
2	a	4410	250	106	2.466	467.46	1152.8
	b	6604	250	53	2.984	350.01	1044.4
3	a	7194	250	22	2.984	79.13	236.1
	b	6360	250	108	2.466	686.88	1693.9
4	a	6997	250	12	2.466	83.96	207.1
	b	3220	250	108	0.888	347.76	308.7
5	a	3583	250	24	0.888	85.99	76.3
	b	6575	250	53	2.466	348.50	859.4
6	a	7155	250	11	2.466	78.71	194.1
	b	5004	250	17	1.782	600.48	1059.9
7	a	1567	250	108	0.888	169.23	150.2
	b	1696	250	12	0.888	20.35	18.1
8	a	1638	250	108	0.888	176.87	157.0
	b	1775	250	12	0.888	21.30	18.9
9	a	1560	250	24	0.888	37.44	33.2
	b	6297	250	2	0.888	12.59	11.2
10	a	3300	250	58	0.888	191.40	169.9
	b	1355	250	58	0.888	78.58	69.8
11	a	15489	250	48	0.888	743.45	660.0
	b	14255	250	30	0.888	427.64	379.7
12	a	16923	250	30	0.888	507.68	450.7
	b	14828	250	8	0.888	118.62	105.3
13	a	15589	250	48	0.888	748.25	664.3
	b	1410	250	14	2.37	334.17	403.8
14	a	1440	250	12	0.888	341.28	303.0
	b	3264-3342	365	11840			
15	a	1549-1710	365	11740			
	b	1549-1710	365	11740			
16	a	4217-4378	365	11740			
	b	4217-4378	365	11740			
17	a	3264-3342	365	11840			
	b	3264-3342	365	11840			
18	a	1549-1710	365	11740			
	b	1549-1710	365	11740			
19	a	1410	250	14	2.37	334.17	403.8
	b	1440	250	12	0.888	341.28	303.0
TOTAL FOR 1 SEGMENT					CONCRETE :	117.91 M3	REINFORCEMENT : 12689.0 KG
TOTAL FOR THE WHOLE OF CULVERT					CONCRETE :	235.82 M3	REINFORCEMENT : 25378.0 KG

NOTE :

- ALL DIMENSIONS ARE IN MILLIMETER UNLESS OTHERWISE INDICATED.
- THE VALUE IN PARENTHESIS ARE USED FOR SKEW BARS AT THE ENDS OF CULVERT.
- THE SKEW BARS ARE NOTATED BY CHARACTER "b" IN THE QUANTITIES TABLE.
- DIRECTION OF CULVERT AND LENGTH OF SEGMENT SEE GENERAL VIEW DRAWING.

PART PLAN

(NOT TO SCALE)

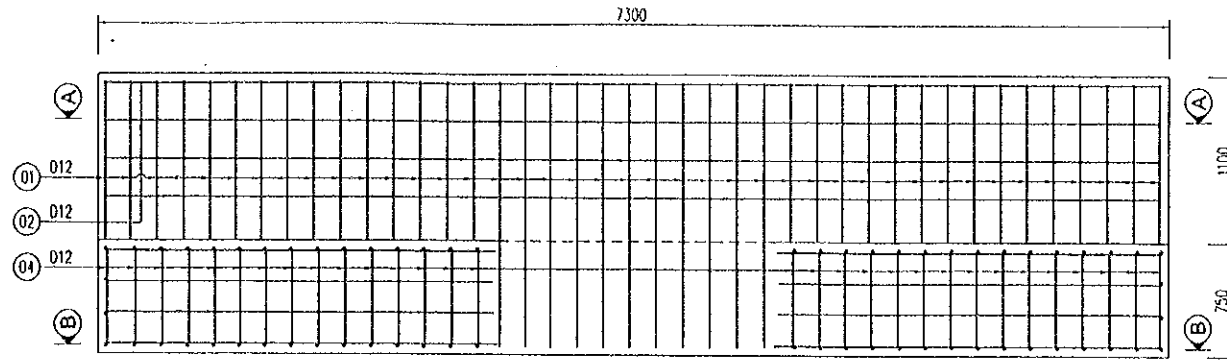


PROJECT NAME DETAILED DESIGN OF THE CAN THO BRIDGE CONSTRUCTION PROJECT	IMPLEMENTATION AGENCY JICA JAPAN INTERNATIONAL COOPERATION AGENCY (JICA)	EXECUTING AGENCY SOCIALIST REPUBLIC OF VIET NAM MINISTRY OF TRANSPORT (MOT) MY THUAN PROJECT MANAGEMENT UNIT	JICA STUDY TEAM NIPPON KOEI CO., LTD.	PREPARED BY NAME: K. Nemoto SIGNATURE: <i>K. Nemoto</i> DATE: 20/9/2000	CHECKED BY NAME: K. Nakai SIGNATURE: <i>K. Nakai</i> DATE: 29/9/2000	APPROVED BY NAME: K. Enomoto SIGNATURE: <i>K. Enomoto</i> DATE: 5/10/2000	DRAWING TITLE REINFORCEMENT OF CULVERT STATION 2+620	DWG NO. P1/BC/0440
--	--	---	--	--	---	--	--	-----------------------

D:\project\CANTHO 2-9-2000\PI-DRAINAGE SYSTEM\PI-BC-0450.dwg Thu Aug 31 09:20:20 2000 . TRAN TRONG AN

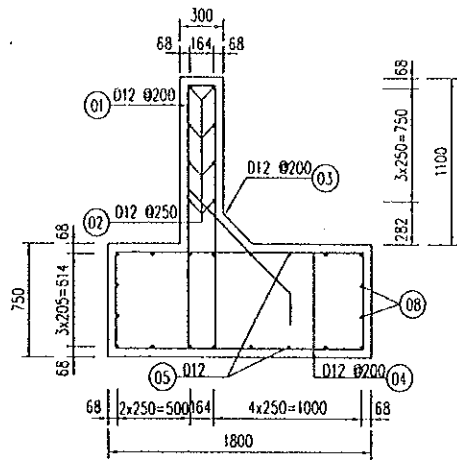
# REINFORCEMENT OF RETAINING WALL

SCALE 1:50



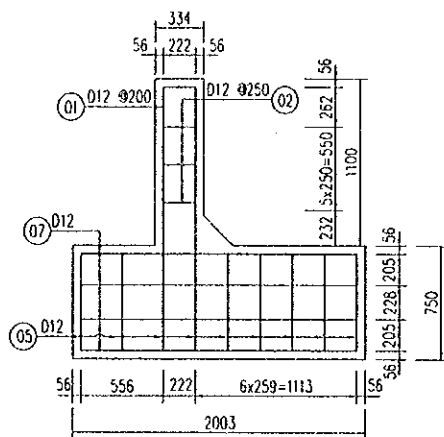
## C - C

SCALE 1:50



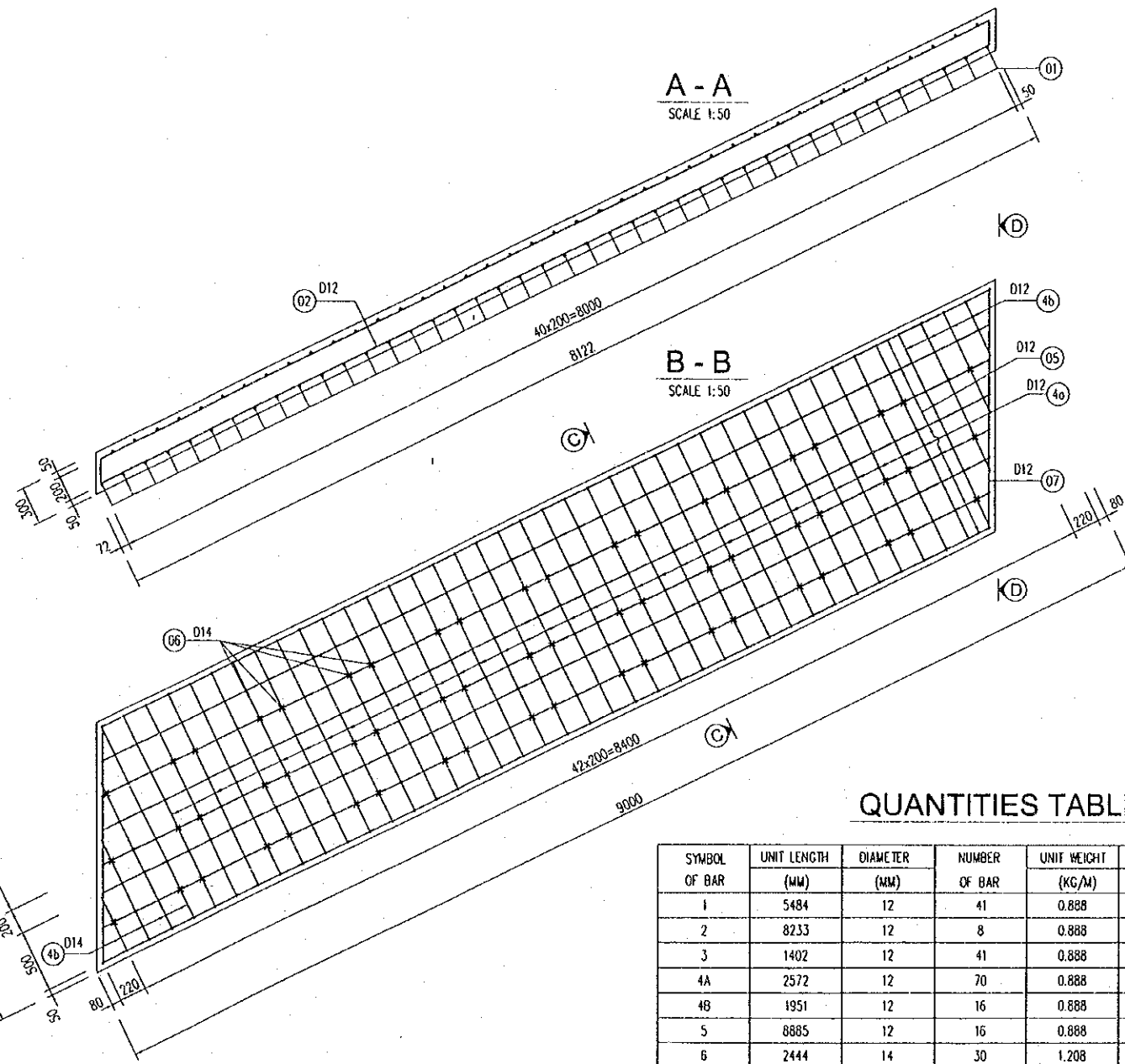
## D - D

SCALE 1:50



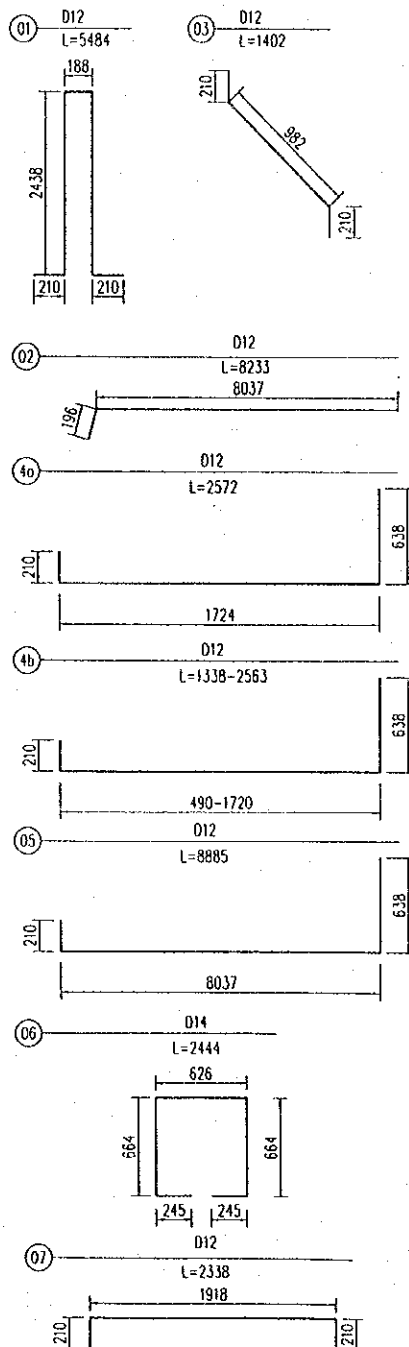
## A - A

SCALE 1:50



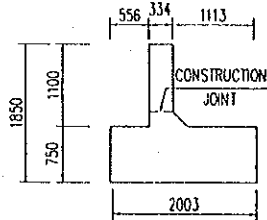
## B - B

SCALE 1:50



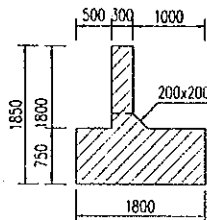
## RETAINING WALL

SCALE 1:100



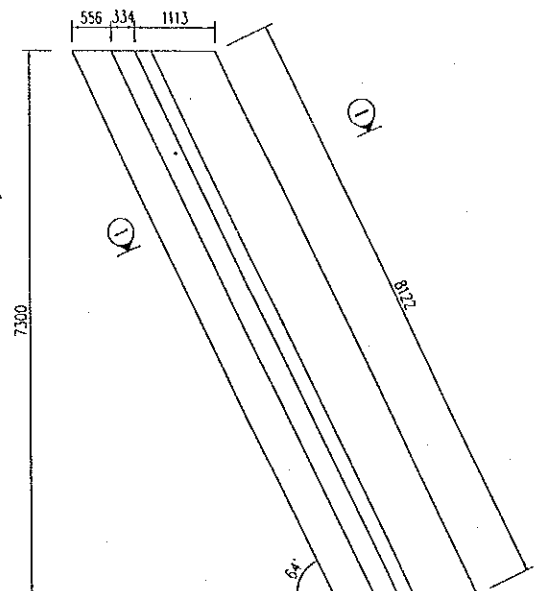
## I - I

SCALE 1:100



## PLAN

SCALE 1:100



## QUANTITIES TABLE

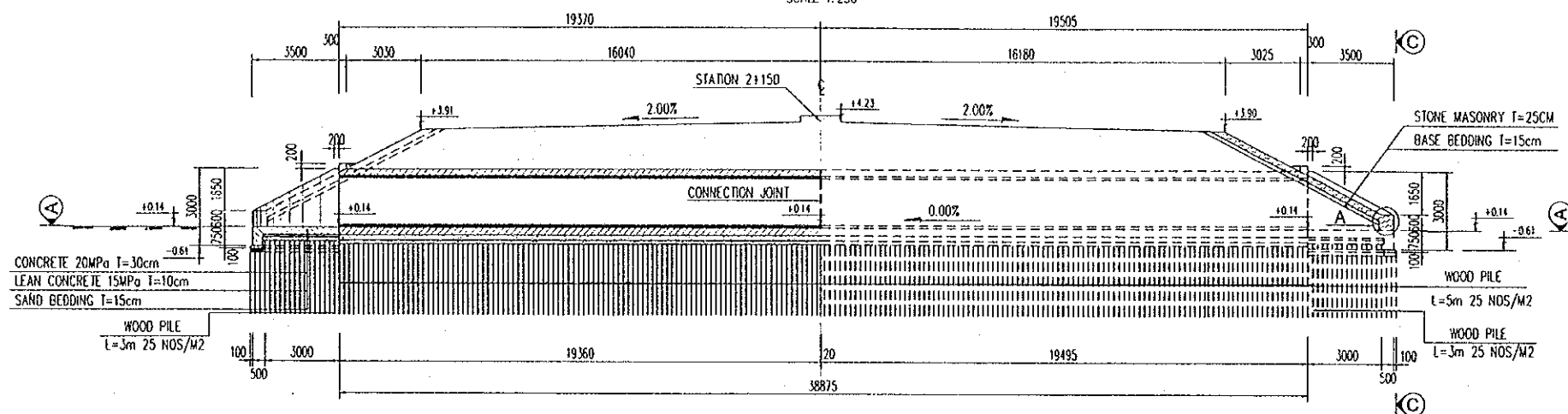
SYMBOL OF BAR	UNIT LENGTH (MM)	DIAMETER (MM)	NUMBER OF BAR	UNIT WEIGHT (KG/M)	TOTAL LENGTH (M)	TOTAL WEIGHT (KG)
1	5484	12	41	0.888	224.8	199.6
2	8233	12	8	0.888	65.9	58.5
3	1402	12	41	0.888	57.5	51.0
4A	2572	12	70	0.888	180.0	159.8
4B	1951	12	16	0.888	31.2	27.7
5	8885	12	16	0.888	142.2	126.2
6	2444	14	30	1.208	73.3	88.6
7	2338	12	8	0.888	18.7	16.6
8	8457	12	4	0.888	33.8	30.0
CONCRETE :				13.81	M <sup>3</sup>	
REINFORCEMENT :				D<=14	758.1	KG
REINFORCEMENT :				14< D <=25	0.0	KG
TOTAL REINFORCEMENT :					758.1	KG

PROJECT NAME	IMPLEMENTATION AGENCY	EXECUTING AGENCY	JICA STUDY TEAM	PREPARED BY	CHECKED BY	APPROVED BY	DRAWING TITLE	DWG NO.
DETAILED DESIGN OF THE CAN THO BRIDGE CONSTRUCTION PROJECT	JICA JAPAN INTERNATIONAL COOPERATION AGENCY (JICA)	SOCIALIST REPUBLIC OF VIET NAM MINISTRY OF TRANSPORT (MOT) MY THUAN PROJECT MANAGEMENT UNIT	(NK) NIPPON KOEI CO.,LTD.	NAME: K. Nemoto SIGNATURE: <i>K. Nemoto</i> DATE: 20/9/2000	NAME: K. Nakai SIGNATURE: <i>K. Nakai</i> DATE: 29/9/2000	NAME: K. Enomoto SIGNATURE: <i>K. Enomoto</i> DATE: 5/10/2000	BOX CULVERT STATION 2+620 REINFORCEMENT OF RETAINING WALL DETAIL	PI/BC/0450

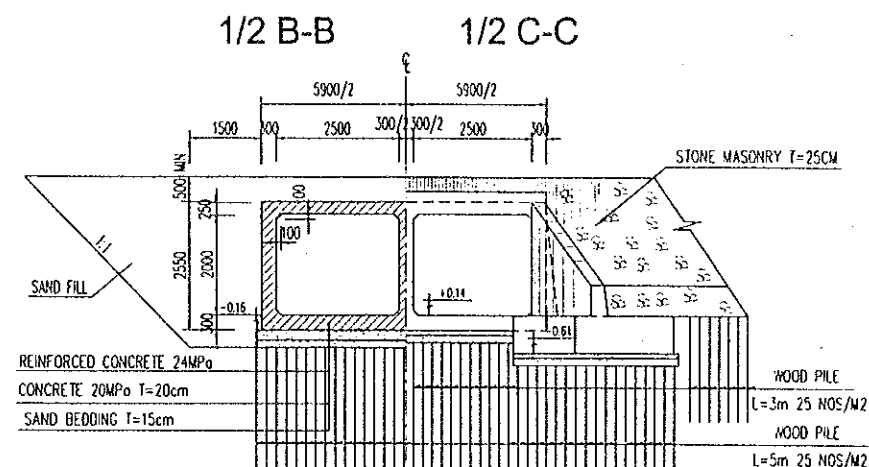


# BOX CULVERT FOR DRAINAGE (STATION 2+835)

**PROFILE**  
SCALE 1:250

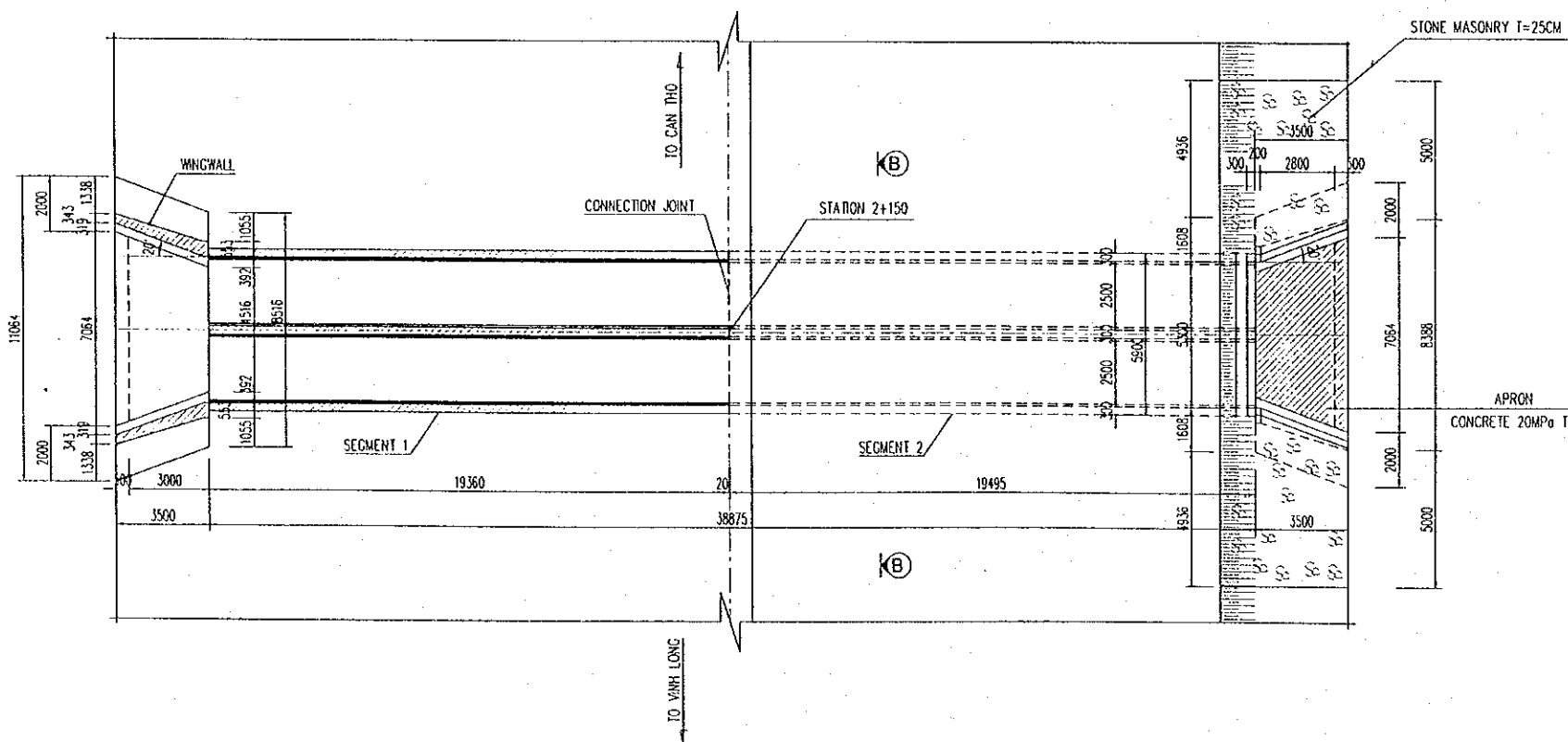


**SECTION**  
SCALE 1:150

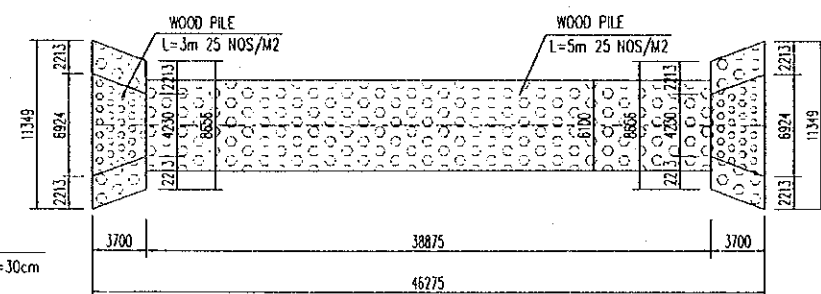


**1/2 A-A**  
SCALE 1:250

**1/2 PLAN**  
SCALE 1:250



**PLAN LAYOUT OF WOOD PILE**  
SCALE 1:500



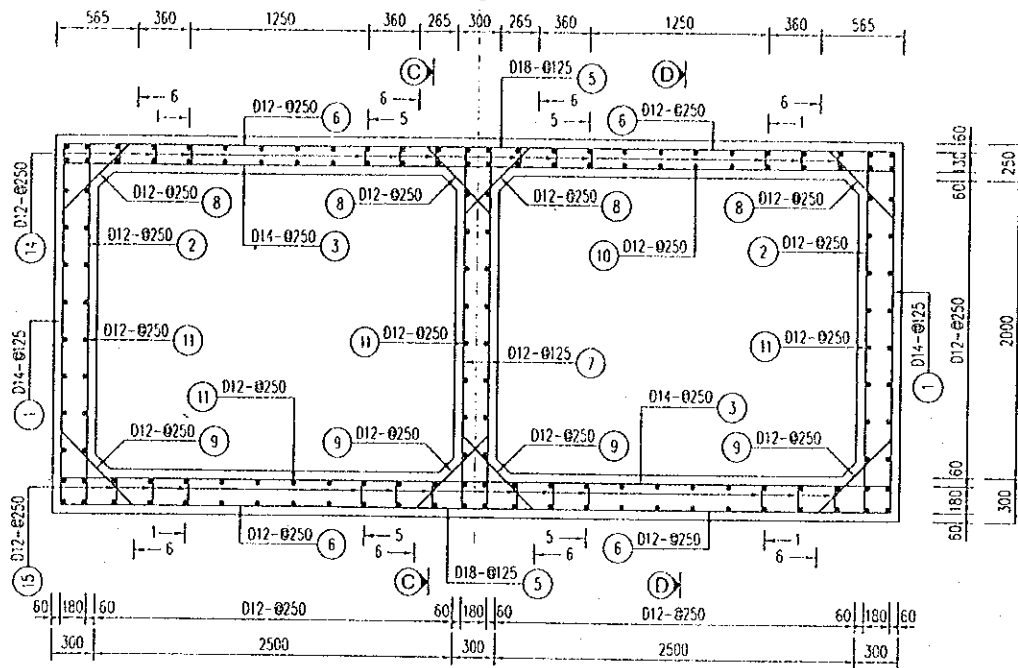
- NOTES :**
- 1- ALL DIMENSIONS ARE IN MILLIMETER UNLESS OTHERWISE INDICATED.
  - 2- ELEVATIONS ARE IN METERS IN REFERENCE TO THE NATIONAL DATUM LEVEL.
  - 3- WINGWALL IS SIMILAR TO BOX CULVERT AT STATION 2+150 - DRAWING No P1/BC/0360.
  - 4- DETAIL A IS SHOWN IN THE DOCUMENT OF APPROACH ROAD - DRAWING No P1/MS/0180.

PROJECT NAME	IMPLEMENTATION AGENCY	EXECUTING AGENCY	JICA STUDY TEAM		PREPARED BY	CHECKED BY	APPROVED BY	DRAWING TITLE	DWG NO.
DETAILED DESIGN OF THE CAN THO BRIDGE CONSTRUCTION PROJECT	JAPAN INTERNATIONAL COOPERATION AGENCY (JICA)	SOCIALIST REPUBLIC OF VIET NAM MINISTRY OF TRANSPORT (MOT) MY THUAN PROJECT MANAGEMENT UNIT	NIPPON KOEI CO., LTD.		NAME K. Nemoto	NAME K. Nakai	NAME K. Enomoto	GENERAL VIEW OF BOX CULVERT STATION 2 + 835	P1/BC/0460
					SIGNATURE <i>K. Nemoto</i>	SIGNATURE <i>K. Nakai</i>	SIGNATURE <i>K. Enomoto</i>		
					DATE 20/9/2000	DATE 29/9/2000	DATE 5/10/2000		

C:\Canho 9-2000\Drawings\P1-Vinh long side\P1-BC-0470.dwg Fri Sep 01 16:23:02 2000 TRAN TRONG AN

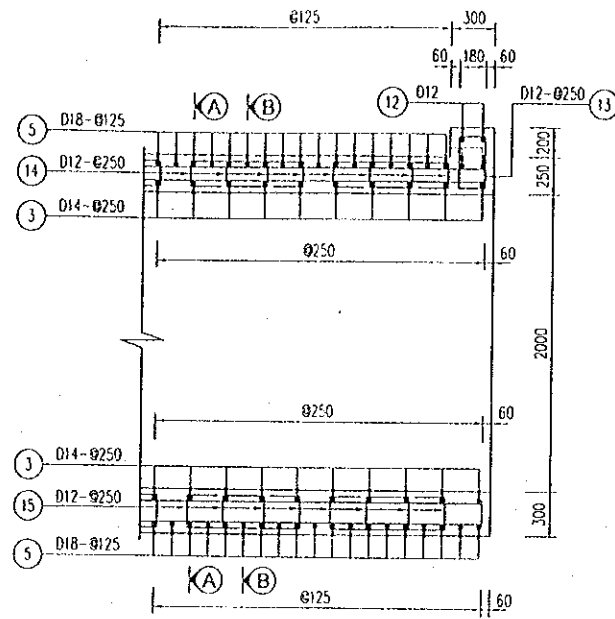
SECTION A - A

SCALE 1:50



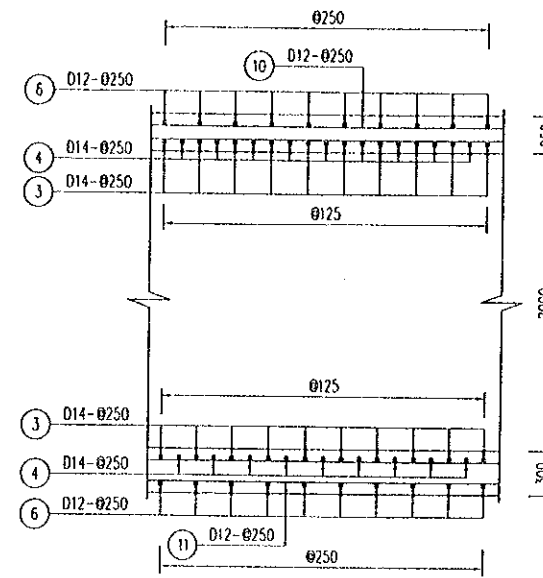
SECTION C - C

SCALE 1:50



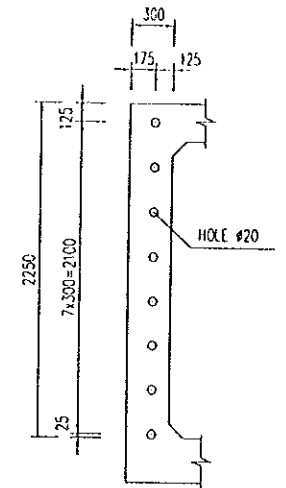
SECTION D - D

SCALE 1:50



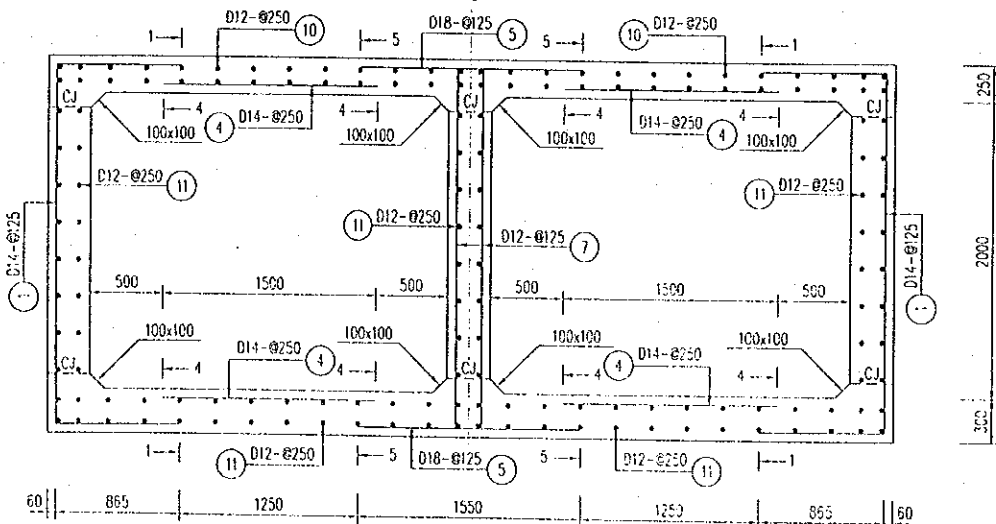
POSITION OF HOLE

(SCALE 1:50)



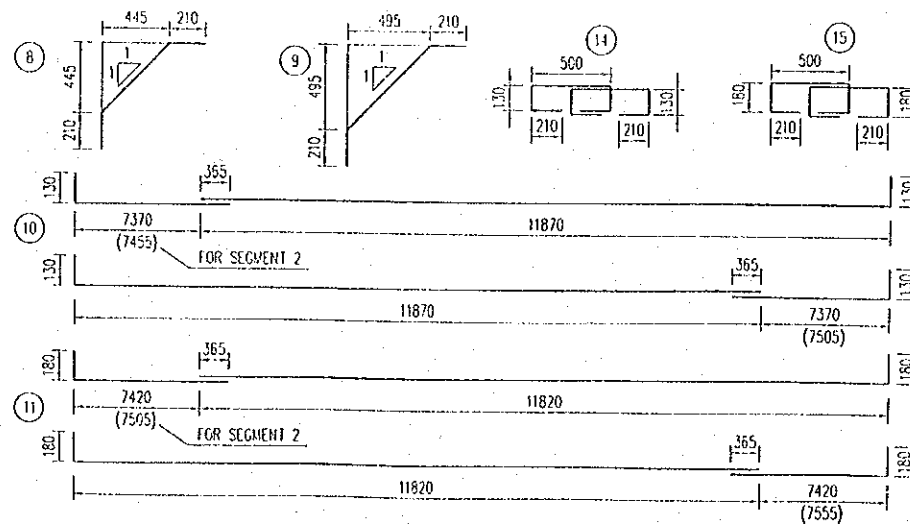
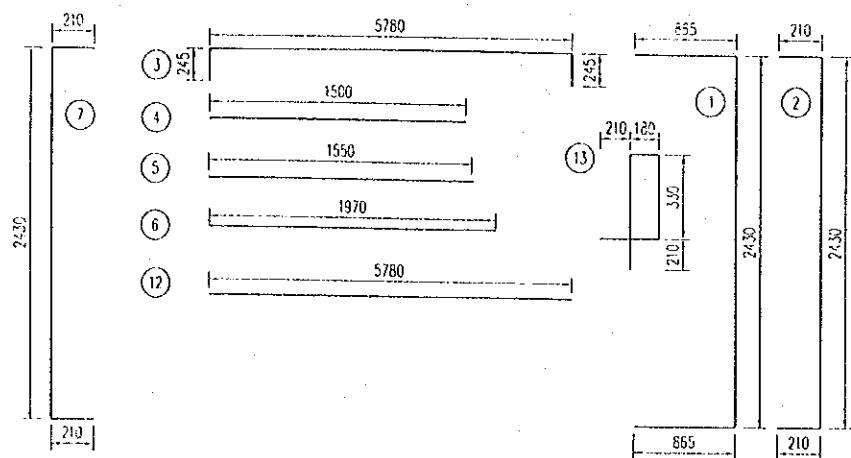
SECTION B - B

SCALE 1:50



QUANTITIES TABLE

SYMBOL OF BAR	UNIT LENGTH		SPACE (mm)	DIAMETER (mm)	NUMBER OF BAR		UNIT WEIGHT (kg/m)	TOTAL LENGTH		TOTAL WEIGHT	
	SEGMENT 1 (mm)	SEGMENT 2 (mm)			SEGMENT 1	SEGMENT 2		SEGMENT 1 (m)	SEGMENT 2 (m)	SEGMENT 1 (kg)	SEGMENT 2 (kg)
1	4160	4160	125	14	310	314	1.208	1289.60	1306.24	1558.4	1578.5
2	2850	2850	250	12	156	158	0.888	444.60	450.30	394.7	399.8
3	6270	6270	250	14	156	158	1.208	978.12	990.66	1182.0	1197.1
4	1500	1500	250	14	308	312	1.208	462.00	468.00	558.3	565.5
5	1550	1550	250	18	310	314	1.998	480.50	486.70	959.8	972.2
6	1970	1970	250	12	312	316	0.888	614.64	622.52	545.7	552.7
7	2850	2850	125	12	310	314	0.888	883.50	894.90	784.4	794.5
8	1049	1049	250	12	312	316	0.888	327.29	331.48	290.6	294.3
9	1120	1120	250	12	312	316	0.888	349.44	353.92	310.2	314.2
10	19265	20000	250	12	52	52	0.888	1032.98	1040.00	917.1	923.3
11	19965	20100	250	12	100	100	0.888	1996.50	2010.00	1772.5	1784.5
12	5780	5780	250	12	2	2	0.888	11.56	11.56	10.3	10.3
13	1440	1440	250	12	26	26	0.888	37.44	37.44	33.2	33.2
14	1180	1180	250	12	465	468	0.888	548.28	552.10	486.8	490.2
15	1280	1280	250	12	465	468	0.888	594.74	598.89	528.0	531.7
TOTAL FOR SEGMENT 1		CONCRETE : 98.80 M3		REINFORCEMENT : 10332.0 KG							
TOTAL FOR SEGMENT 2		CONCRETE : 99.49 M3		REINFORCEMENT : 10442.0 KG							
TOTAL FOR THE WHOLE OF CULVERT		CONCRETE : 198.29 M3		REINFORCEMENT : 20774.0 KG							



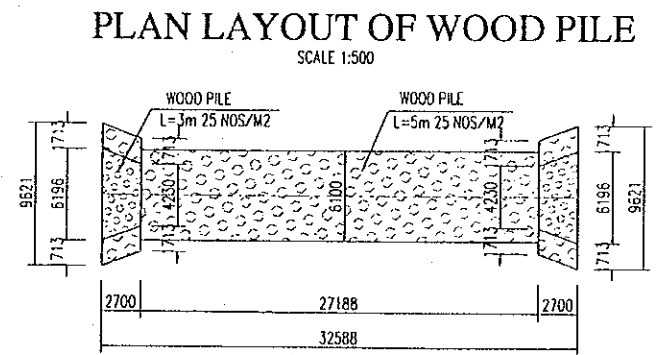
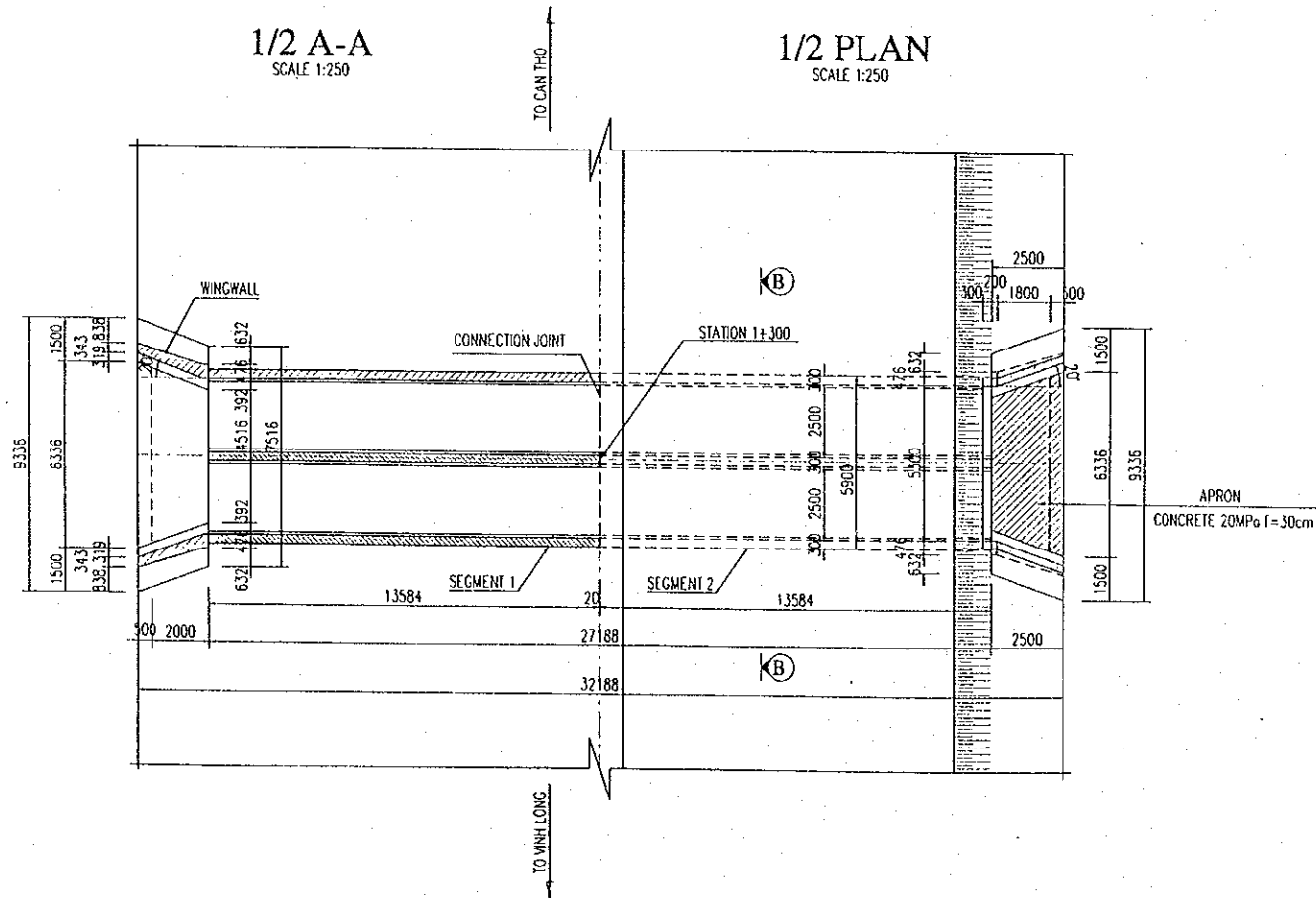
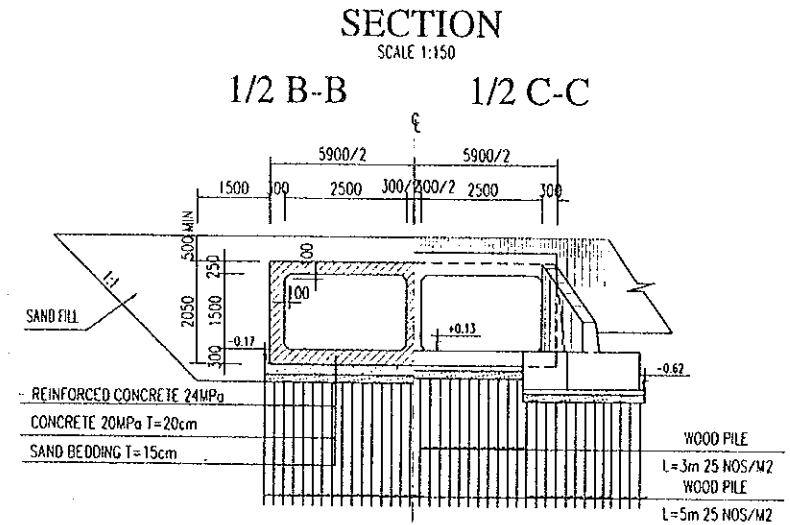
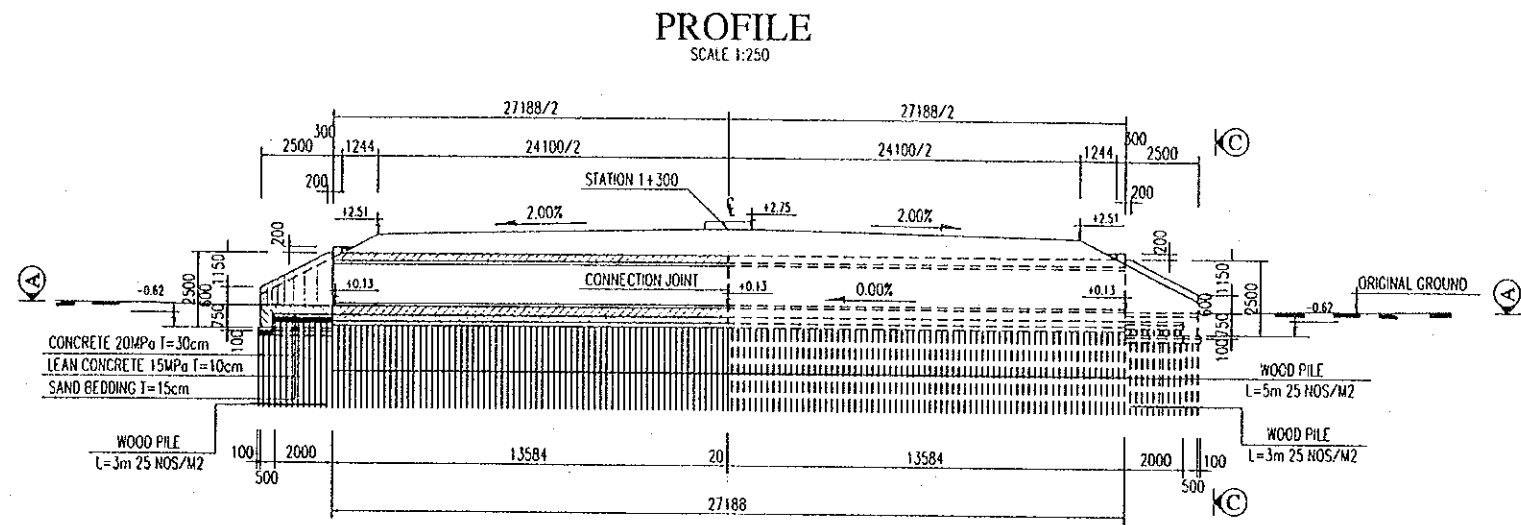
NOTES :

1- ALL DIMENSIONS ARE IN MILLIMETER UNLESS OTHERWISE INDICATED.  
2- LENGTH OF SEGMENT SEE GENERAL VIEW DRAWING.

PROJECT NAME DETAILED DESIGN OF THE CAN THO BRIDGE CONSTRUCTION PROJECT	IMPLEMENTATION AGENCY JICA JAPAN INTERNATIONAL COOPERATION AGENCY (JICA)	EXECUTING AGENCY SOCIALIST REPUBLIC OF VIETNAM MINISTRY OF TRANSPORT (MOT) MY THUAN PROJECT MANAGEMENT UNIT	JICA STUDY TEAM NIPPON KOEI CO.,LTD.	PREPARED BY NAME K. Nemoto SIGNATURE K. Nemoto DATE 20/9/2000	CHECKED BY K. Nakai 29/9/2000	APPROVED BY K. Enomoto 5/10/2000	DRAWING TITLE REINFORCEMENT OF CULVERT STATION 2+835	DWG NO. P1/BC/0470
--	--	--	---	---	-------------------------------------	--	--	-----------------------

D:\project\CANTHO 2-9-2000\1-DRAINAGE SYSTEM\1-BC-0480.dwg Thu Aug 31 09:22:11 2000 TRAN TRONG AN

## BOX CULVERT FOR DRAINAGE (STATION 3+170)

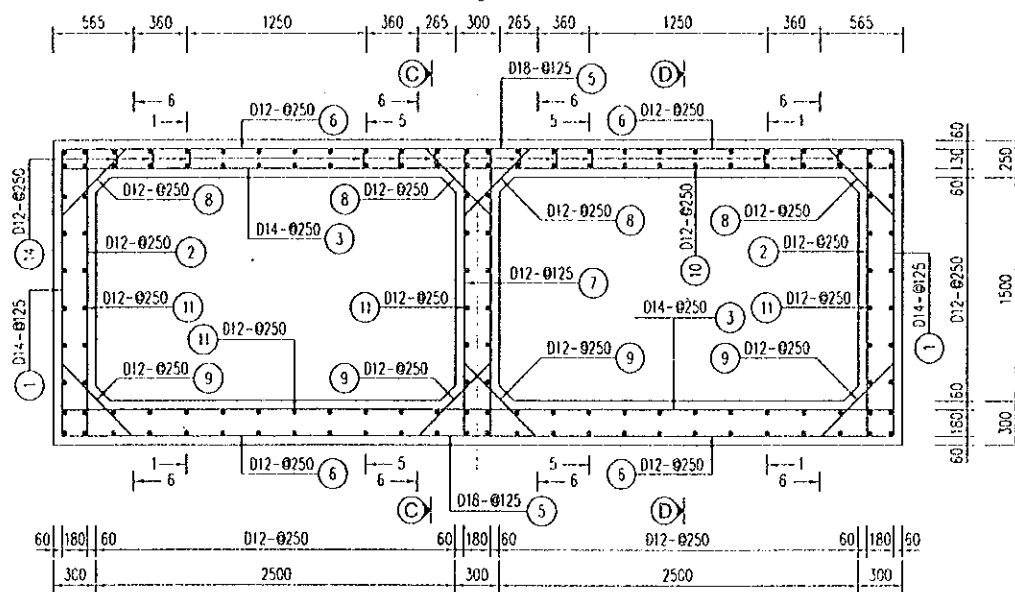


- NOTES:
- 1- ALL DIMENSIONS ARE IN MILLIMETER UNLESS OTHERWISE INDICATED.
  - 2- ELEVATIONS ARE IN METERS IN REFERENCE TO THE NATIONAL DATUM LEVEL.
  - 3- WINGWALL IS SIMILAR TO BOX CULVERT AT STATION 0+051.80 - DRAWING No B1/BC/0060.

PROJECT NAME	IMPLEMENTATION AGENCY	EXECUTING AGENCY	JICA STUDY TEAM	PREPARED BY	CHECKED BY	APPROVED BY	DRAWING TITLE	DWG NO.
DETAILED DESIGN OF THE CAN THO BRIDGE CONSTRUCTION PROJECT	JAPAN INTERNATIONAL COOPERATION AGENCY (JICA)	SOCIALIST REPUBLIC OF VIET NAM MINISTRY OF TRANSPORT (MOT) MY THUAN PROJECT MANAGEMENT UNIT	NIPPON KOEI CO., LTD.	NAME: K. Nemoto SIGNATURE: <i>K. Nemoto</i> DATE: 20/9/2000	NAME: K. Nakai SIGNATURE: <i>K. Nakai</i> DATE: 29/9/2000	NAME: K. Enomoto SIGNATURE: <i>K. Enomoto</i> DATE: 5/10/2000	GENERAL VIEW OF BOX CULVERT STATION 3 + 170.00	P1/BC/0480

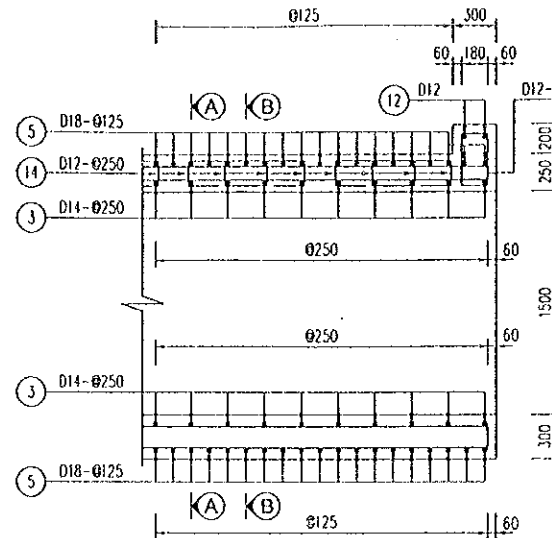
**SECTION A - A**

SCALE 1:50



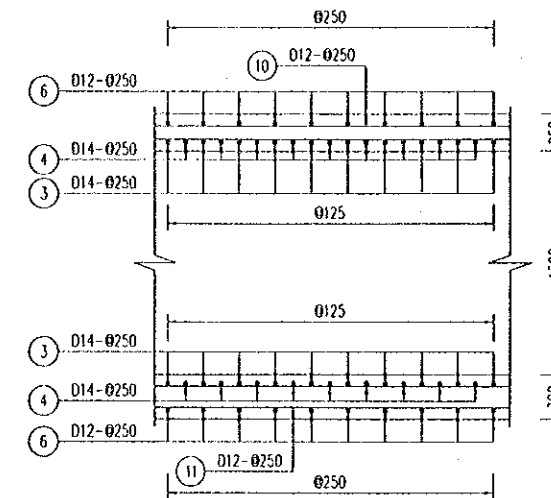
**SECTION C - C**

SCALE 1:50



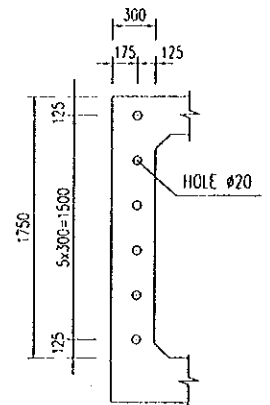
**SECTION D - D**

SCALE 1:50



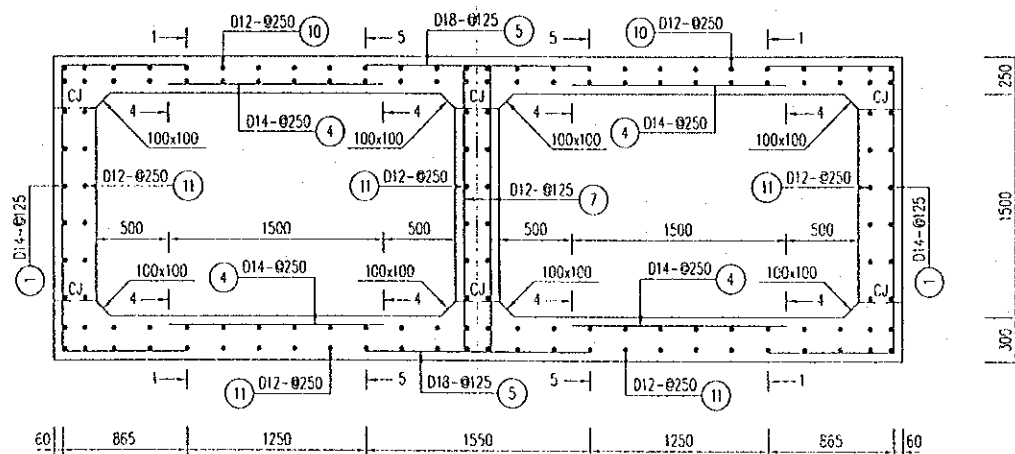
**POSITION OF HOLE**

(SCALE 1:50)



**SECTION B - B**

SCALE 1:50

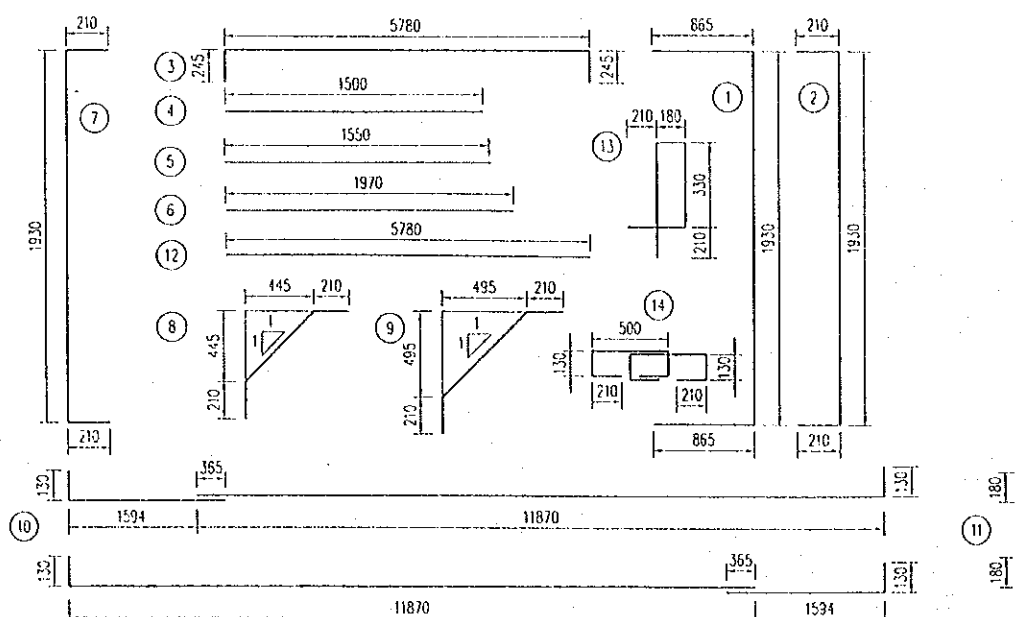


**QUANTITIES TABLE**

SYMBOL OF BAR	UNIT LENGTH (mm)	SPACE (mm)	DIAMETER (mm)	NUMBER OF BAR	UNIT WEIGHT (kg/m)	TOTAL LENGTH (m)	TOTAL WEIGHT (kg)
1	3660	125	14	218	1.208	797.88	964.2
2	2350	250	12	110	0.888	258.50	279.5
3	6270	250	14	110	1.203	689.70	833.4
4	1500	250	14	216	1.208	324.00	391.5
5	1550	125	18	218	1.998	337.90	675.0
6	1970	250	12	220	0.888	433.40	384.8
7	2350	125	12	218	0.888	512.30	454.8
8	1049	250	12	220	0.888	230.78	204.9
9	1120	250	12	220	0.888	246.40	218.6
10	14089	250	12	52	0.888	732.63	650.4
11	14189	250	12	88	0.888	1248.63	1108.6
12	5780	250	12	2	0.888	11.56	10.3
13	1410	250	12	26	0.866	37.44	33.2
14	1180	250	12	326	0.888	384.70	341.5
TOTAL FOR 1 SEGMENT			CONCRETE : 63.32 M <sup>3</sup>		REINFORCEMENT : 6500.9 KG		
TOTAL FOR THE WHOLE OF CULVERT			CONCRETE : 126.64 M <sup>3</sup>		REINFORCEMENT : 13001.8 KG		

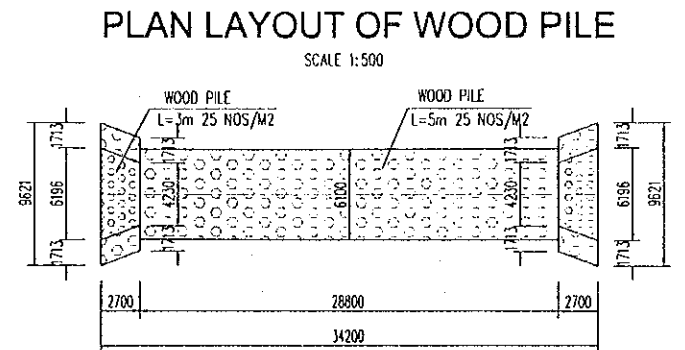
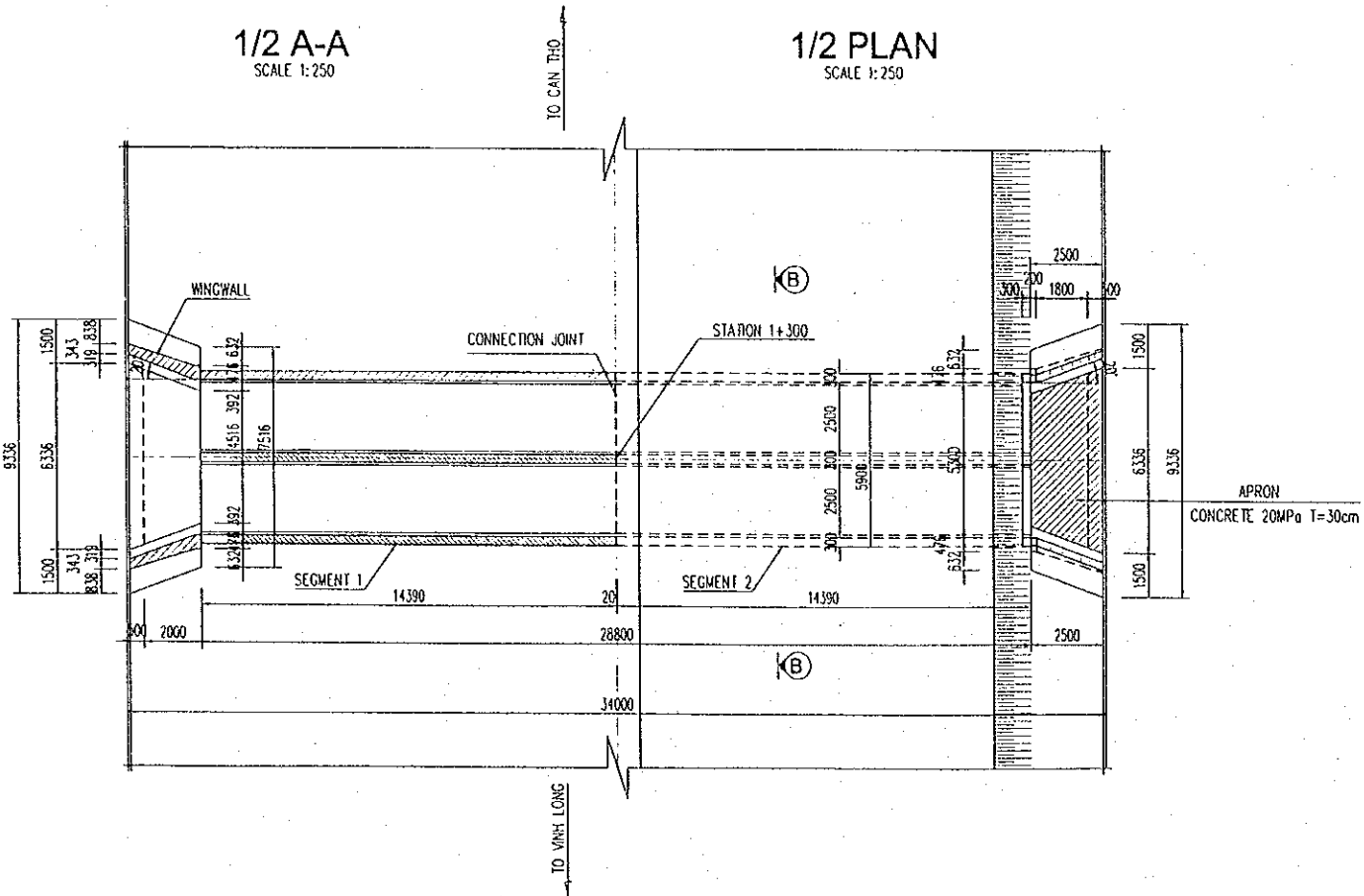
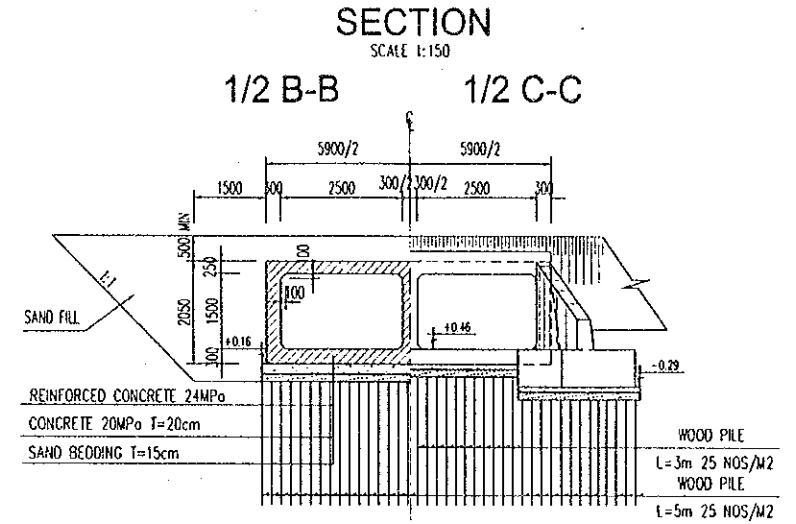
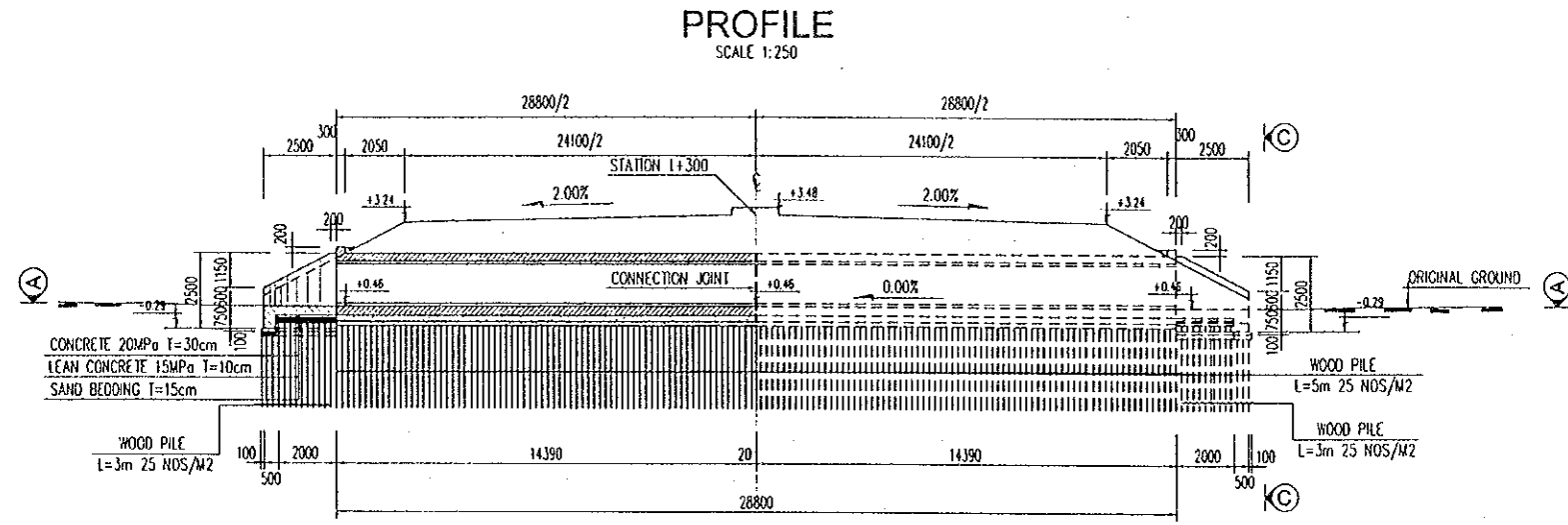
**NOTES:**

1- ALL DIMENSIONS ARE IN MILLIMETER UNLESS OTHERWISE INDICATED.



<b>PROJECT NAME</b> DETAILED DESIGN OF THE CAN THO BRIDGE CONSTRUCTION PROJECT	<b>IMPLEMENTATION AGENCY</b> JICA JAPAN INTERNATIONAL COOPERATION AGENCY (JICA)	<b>EXECUTING AGENCY</b> SOCIALIST REPUBLIC OF VIET NAM MINISTRY OF TRANSPORT (MOT) MY TIHUAN PROJECT MANAGEMENT UNIT	<b>JICA STUDY TEAM</b> NIPPON KOEI CO., LTD.	<b>PREPARED BY</b> NAME: K. Nemoto SIGNATURE: <i>K. Nemoto</i> DATE: 20/9/2000	<b>CHECKED BY</b> NAME: K. Nakai SIGNATURE: <i>K. Nakai</i> DATE: 29/9/2000	<b>APPROVED BY</b> NAME: K. Enomoto SIGNATURE: <i>K. Enomoto</i> DATE: 5/10/2000	<b>DRAWING TITLE</b> REINFORCEMENT OF CULVERT STATION 3+170	<b>DWG NO.</b> P1/BC/0490
---	---	---	---	---	--	---	--	------------------------------

## BOX CULVERT FOR DRAINAGE (STATION 4+125)

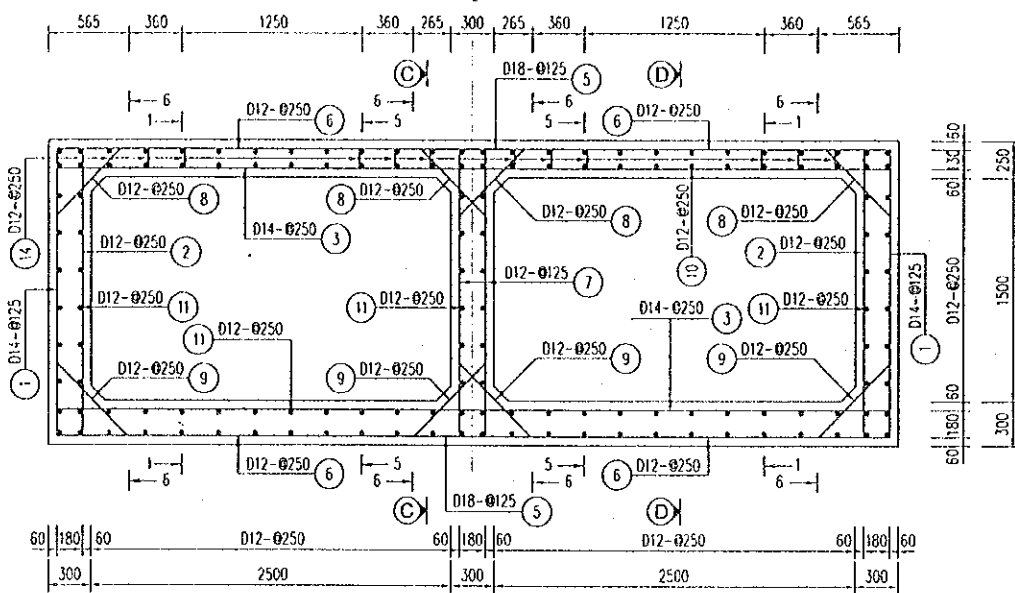


- NOTES:  
 1- ALL DIMENSIONS ARE IN MILLIMETER UNLESS OTHERWISE INDICATED.  
 2- ELEVATIONS ARE IN METERS IN REFERENCE TO THE NATIONAL DATUM LEVEL.  
 3- WINGWALL IS SIMILAR TO BOX CULVERT AT STATION 0+051.80 - DRAWING No 81/BC/0060.

PROJECT NAME	IMPLEMENTATION AGENCY	EXECUTING AGENCY	JICA STUDY TEAM	PREPARED BY	CHECKED BY	APPROVED BY	DRAWING TITLE	DWG NO.
DETAILED DESIGN OF THE CAN THO BRIDGE CONSTRUCTION PROJECT	JAPAN INTERNATIONAL COOPERATION AGENCY (JICA)	SOCIALIST REPUBLIC OF VIET NAM MINISTRY OF TRANSPORT (MOT) MY THUAN PROJECT MANAGEMENT UNIT	NIPPON KOBI CO.,LTD.	NAME: K. Nemoto SIGNATURE: <i>K. Nemoto</i> DATE: 20/9/2000	NAME: K. Nakai SIGNATURE: <i>K. Nakai</i> DATE: 29/9/2000	NAME: K. Enomoto SIGNATURE: <i>K. Enomoto</i> DATE: 5/10/2000	GENERAL VIEW OF BOX CULVERT STATION 4 + 125.0	PI/BC/0500

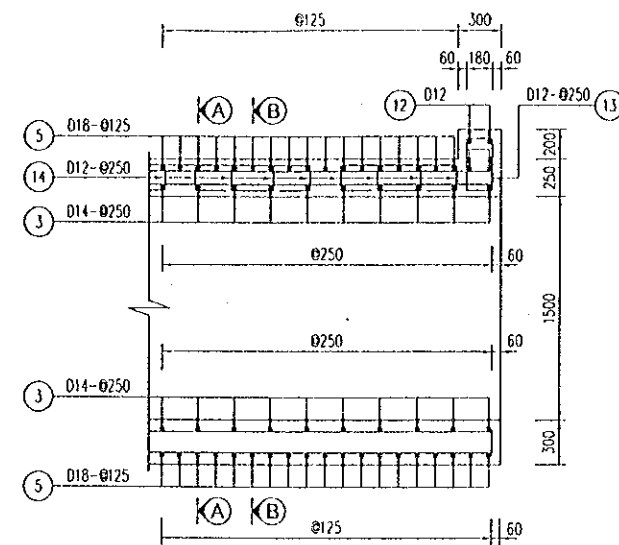
SECTION A - A

SCALE 1:50



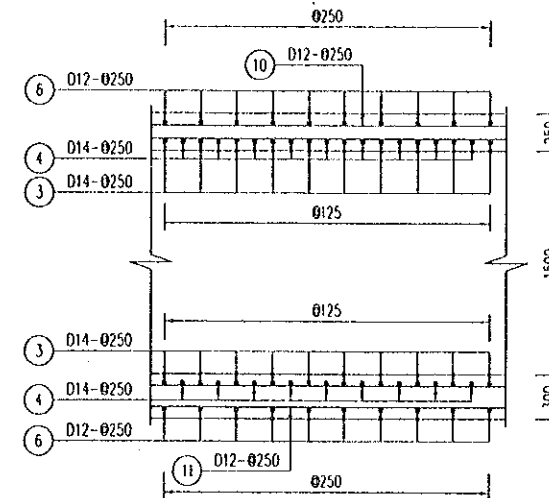
SECTION C - C

SCALE 1:50



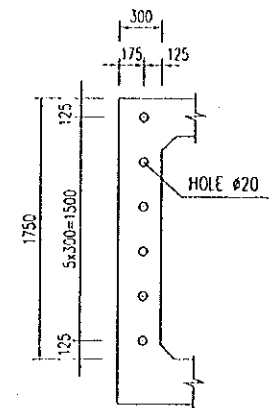
SECTION D - D

SCALE 1:50



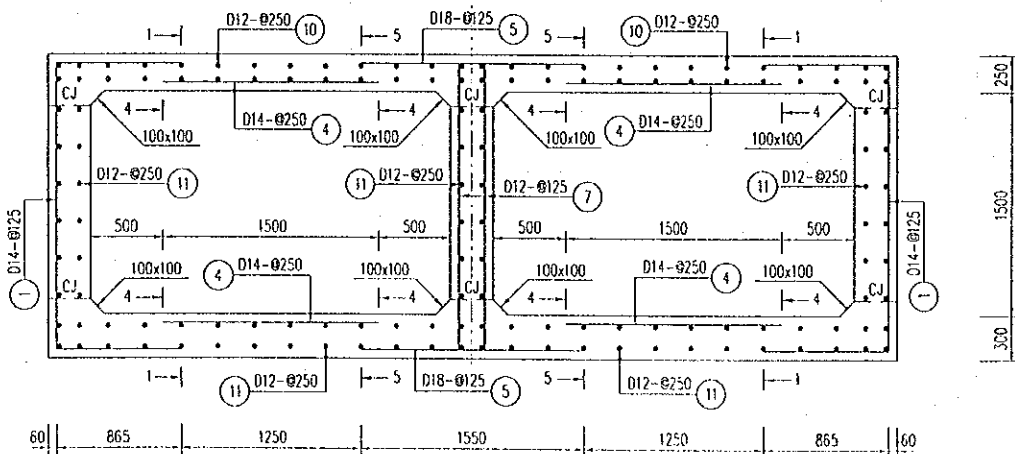
POSITION OF HOLE

(SCALE 1:50)



SECTION B - B

SCALE 1:50

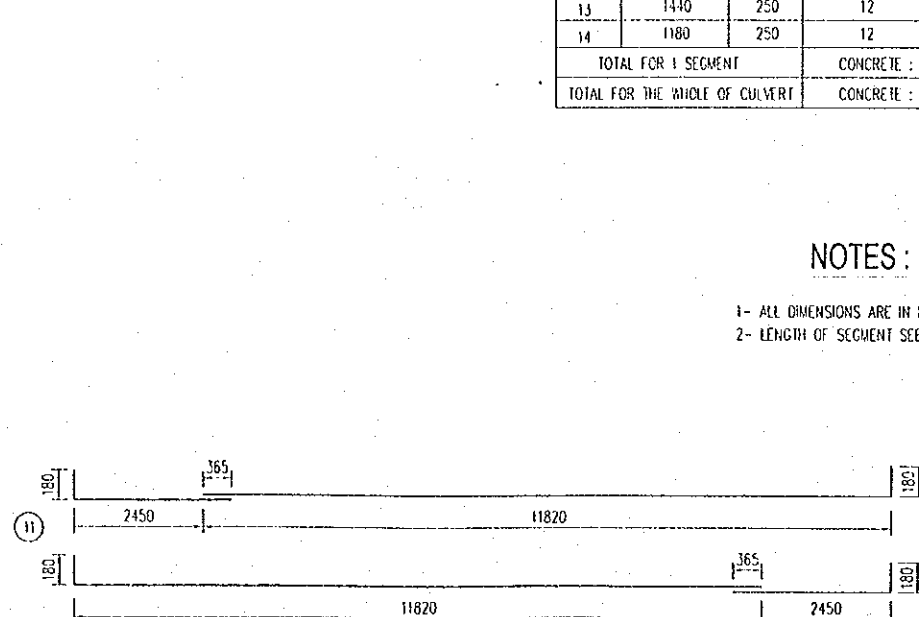
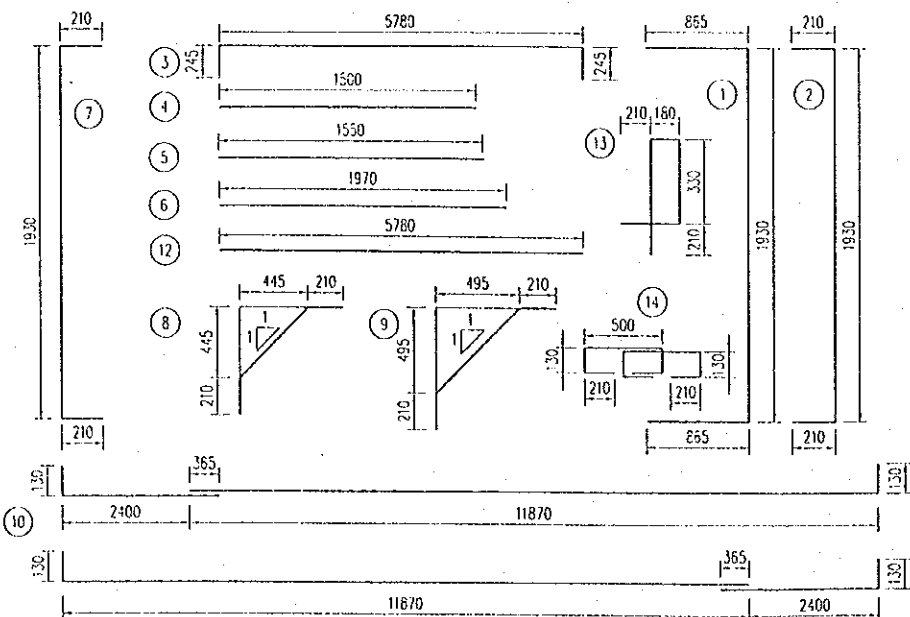


QUANTITIES TABLE

SYMBOL OF BAR	UNIT LENGTH (mm)	SPACE (mm)	DIAMETER (mm)	NUMBER OF BAR	UNIT WEIGHT (kg/m)	TOTAL LENGTH (m)	TOTAL WEIGHT (kg)
1	3660	125	14	230	1.208	841.80	1017.2
2	2350	250	12	116	0.888	272.60	242.0
3	6270	250	14	116	1.208	727.32	878.9
4	1500	250	14	228	1.208	342.00	413.3
5	1550	125	18	230	1.998	356.50	712.1
6	1970	250	12	232	0.888	457.04	405.8
7	2350	125	12	230	0.888	540.50	479.9
8	1049	250	12	232	0.888	243.37	216.1
9	1120	250	12	232	0.888	259.84	230.7
10	14895	250	12	52	0.888	774.54	687.6
11	14995	250	12	88	0.888	1319.56	1171.5
12	5780	250	12	2	0.888	11.56	10.3
13	1440	250	12	26	0.888	37.44	33.2
14	1180	250	12	345	0.888	407.52	361.6
TOTAL FOR 1 SEGMENT			CONCRETE : 67.05 M3	REINFORCEMENT : 6860.4 KG			
TOTAL FOR THE WHOLE OF CULVERT			CONCRETE : 134.1 M3	REINFORCEMENT : 13720.9 KG			

NOTES:

- 1- ALL DIMENSIONS ARE IN MILLIMETER UNLESS OTHERWISE INDICATED.
- 2- LENGTH OF SEGMENT SEE GENERAL VIEW DRAWING.

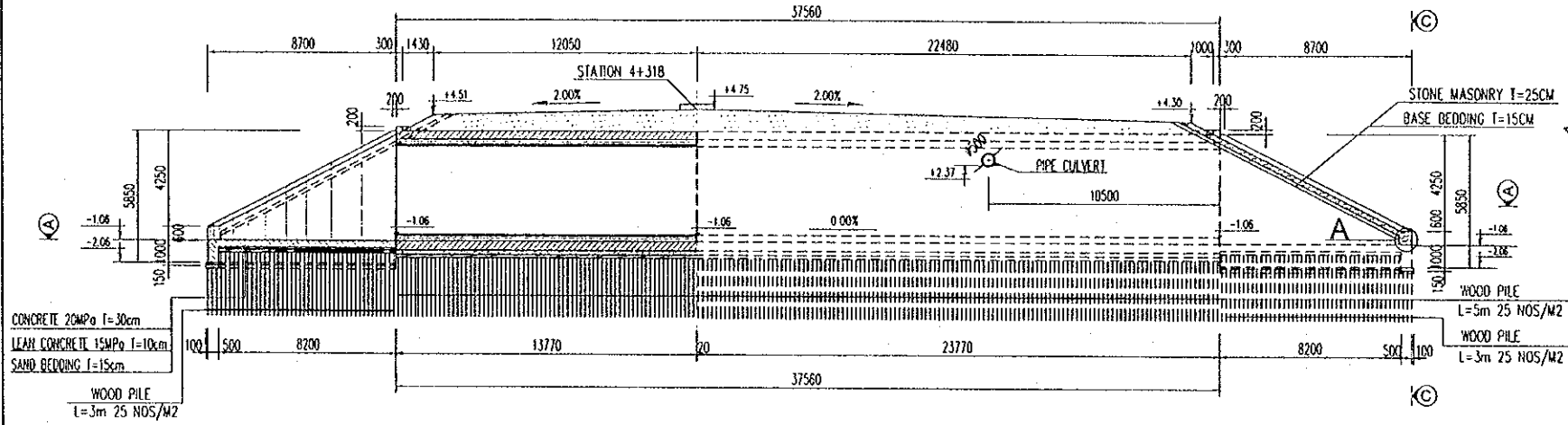


PROJECT NAME	IMPLEMENTATION AGENCY	EXECUTING AGENCY	JICA STUDY TEAM	PREPARED BY	CHECKED BY	APPROVED BY	DRAWING TITLE	DWG NO.
DETAILED DESIGN OF THE CAN THO BRIDGE CONSTRUCTION PROJECT	JICA JAPAN INTERNATIONAL COOPERATION AGENCY (JICA)	SOCIALIST REPUBLIC OF VIET NAM MINISTRY OF TRANSPORT (MOT) MY THUAN PROJECT MANAGEMENT UNIT	(NK) NIPPON KOEI CO.,LTD.	K. Nemoto	K. Nakai	K. Enomoto	REINFORCEMENT OF CULVERT STATION 4+125	P1/BC/0510
				DATE: 20/9/2000	DATE: 29/9/2000	DATE: 5/10/2000		

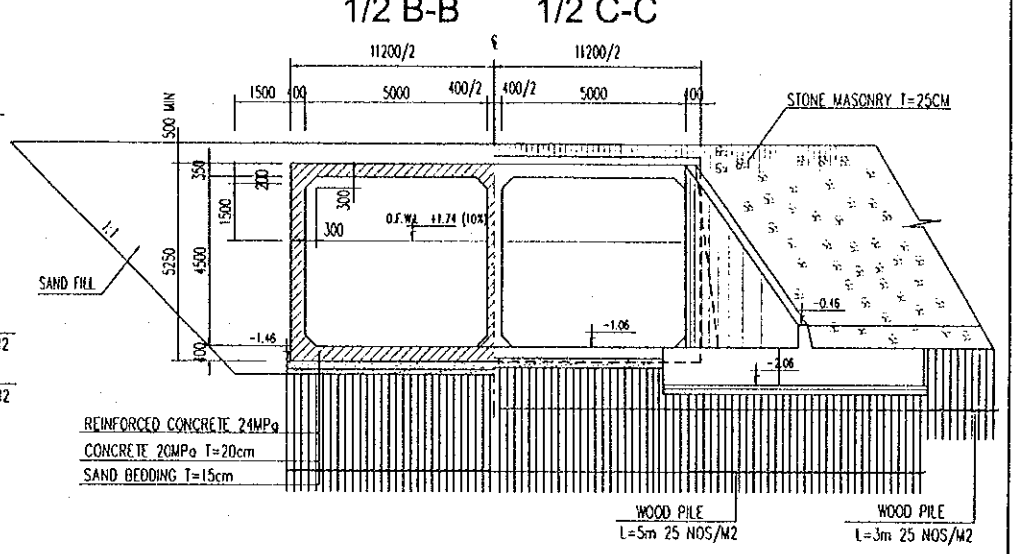
D:\project\CANTHO 2-9-2000\P1-DRAINAGE SYSTEM\P1-BC-0520.dwg Thu Aug 31 09:24:42 2000 TRAN TRONG AN

## BOX CULVERT FOR DRAINAGE (STATION 4+318)

**PROFILE**  
SCALE 1:300

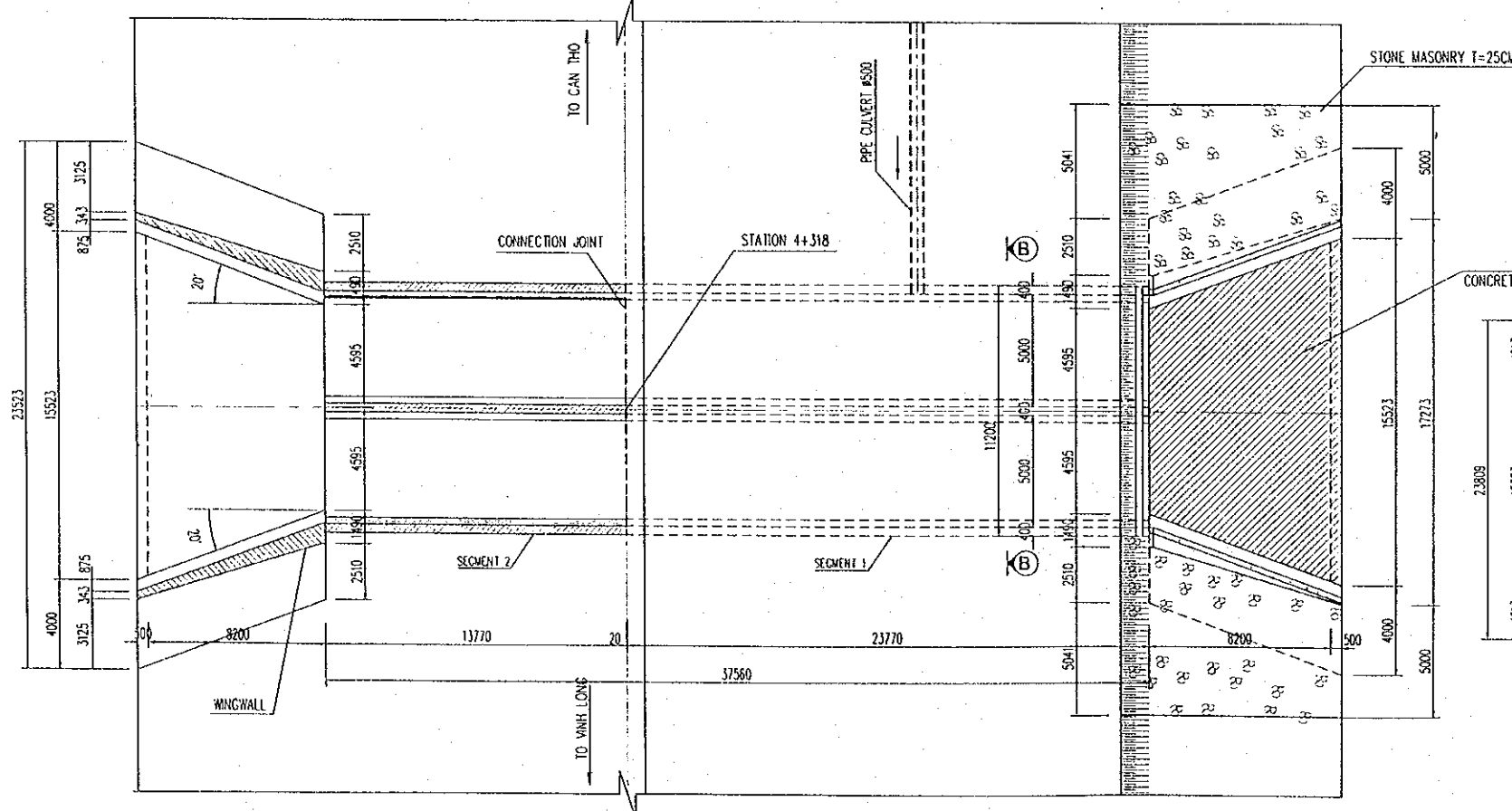


**SECTION**  
SCALE 1:200

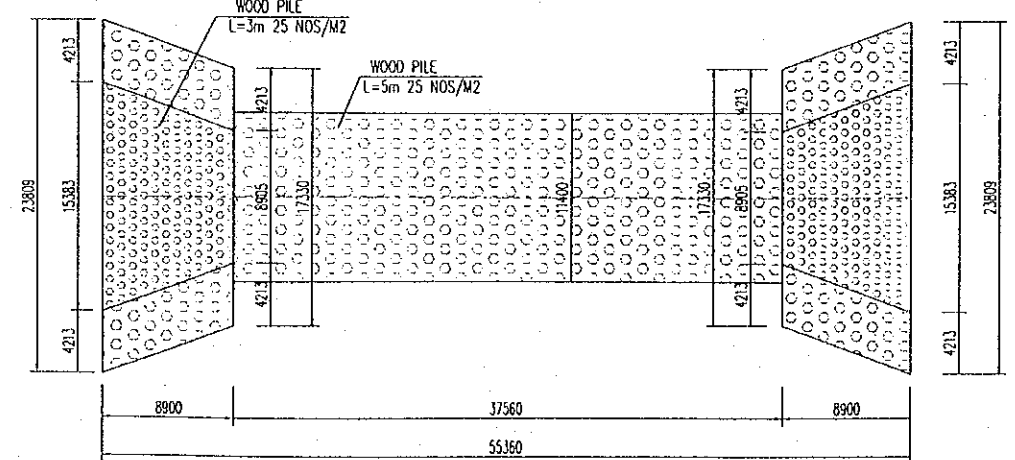


**1/2 A-A**  
SCALE 1:300

**1/2 PLAN**  
SCALE 1:300



**PLAN LAYOUT OF WOOD PILE**  
SCALE 1:500

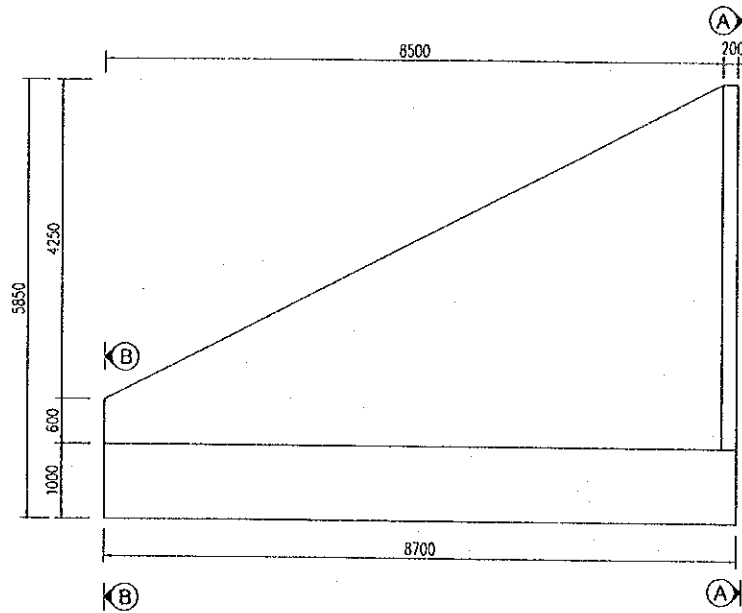


- NOTES :
- 1- ALL DIMENSIONS ARE IN MILLIMETER UNLESS OTHERWISE INDICATED.
  - 2- ELEVATIONS ARE IN METERS IN REFERENCE TO THE NATIONAL DATUM LEVEL.
  - 3- DETAIL A IS SHOWN IN THE DOCUMENT OF APPROACH ROAD - DRAWING No P1/MS/0180.

PROJECT NAME	IMPLEMENTATION AGENCY	EXECUTING AGENCY	JICA STUDY TEAM	PREPARED BY	CHECKED BY	APPROVED BY	DRAWING TITLE	DWG NO.
DETAILED DESIGN OF THE CAN THO BRIDGE CONSTRUCTION PROJECT	JICA JAPAN INTERNATIONAL COOPERATION AGENCY (JICA)	SOCIALIST REPUBLIC OF VIET NAM MINISTRY OF TRANSPORT (MOT) MY THIUAN PROJECT MANAGEMENT UNIT	(NK) NIPPON KOEI CO.,LTD.	NAME: K. Nemoto SIGNATURE: <i>K. Nemoto</i> DATE: 20/9/2000	NAME: K. Nakai SIGNATURE: <i>K. Nakai</i> DATE: 22/9/2000	NAME: K. Enomoto SIGNATURE: <i>K. Enomoto</i> DATE: 5/10/2000	GENERAL VIEW OF BOX CULVERT STATION 4 + 318	P1/BC/0520

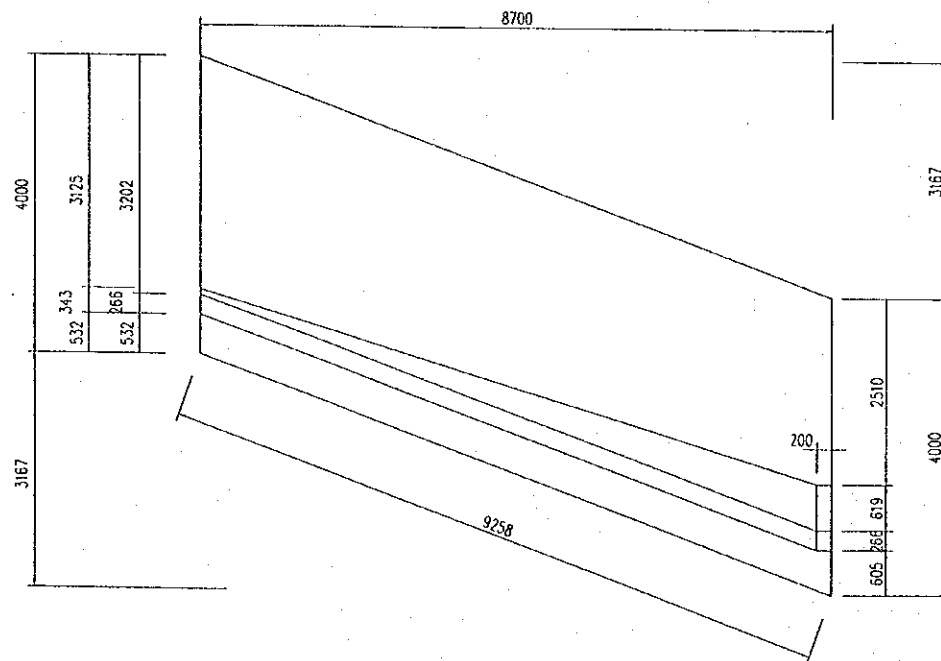
### WING WALL DETAIL

SCALE 1:100



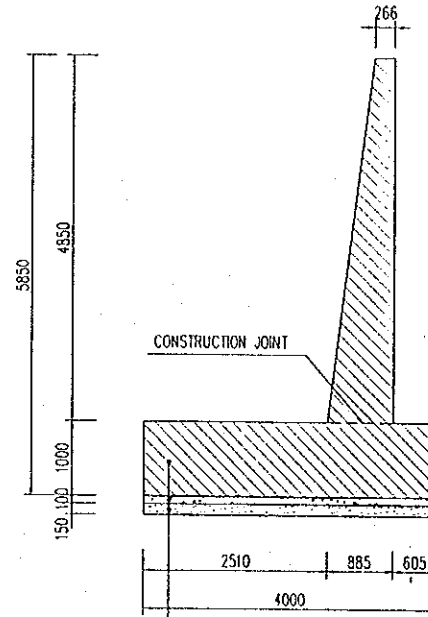
### PLAN

SCALE 1:100



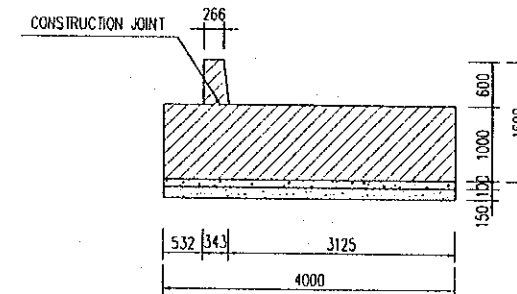
### A - A

SCALE 1:100



### B - B

SCALE 1:100



REINFORCED CONCRETE 24MPa T=100CM  
LEAN CONCRETE 15MPa T=10CM  
SAND BEDDING T=15CM

### NOTES:

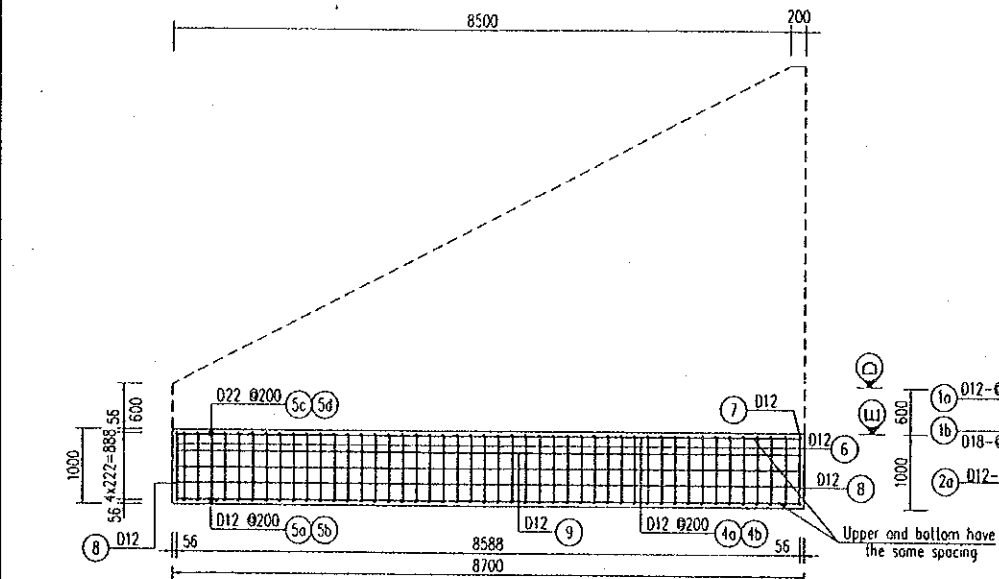
- 1- ALL DIMENSIONS ARE IN MILLIMETER UNLESS OTHERWISE INDICATED.
- 2- THIS DRAWING IS USED FOR ALL WING WALL OF THIS CULVERT.

PROJECT NAME	IMPLEMENTATION AGENCY	EXECUTING AGENCY	JICA STUDY TEAM	PREPARED BY	CHECKED BY	APPROVED BY	DRAWING TITLE	DWG NO.
DETAILED DESIGN OF THE CAN THO BRIDGE CONSTRUCTION PROJECT	JICA JAPAN INTERNATIONAL COOPERATION AGENCY (JICA)	SOCIALIST REPUBLIC OF VIET NAM MINISTRY OF TRANSPORT (MOT) MY THUAN PROJECT MANAGEMENT UNIT	NK NIPPON KOEI CO.,LTD.	NAME K. Nemoto SIGNATURE <i>K. Nemoto</i> DATE 20/9/2000	NAME K. Nakai SIGNATURE <i>K. Nakai</i> DATE 29/9/2000	NAME K. Enomoto SIGNATURE <i>K. Enomoto</i> DATE 5/10/2000	GENERAL VIEW OF WING WALL STATION 4+318	P1/BC/0530



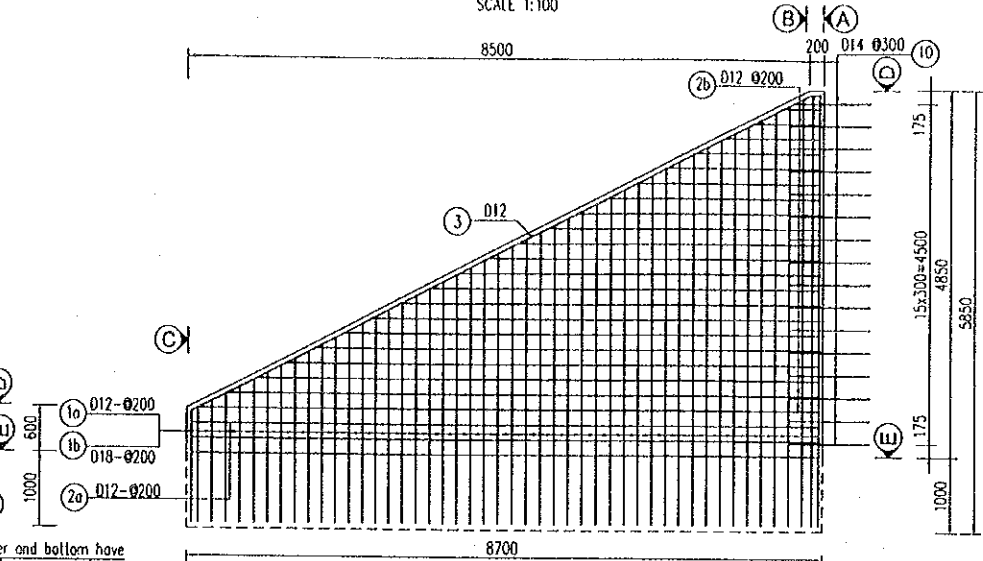
### REINFORCEMENT OF FOOTING

SCALE 1:100



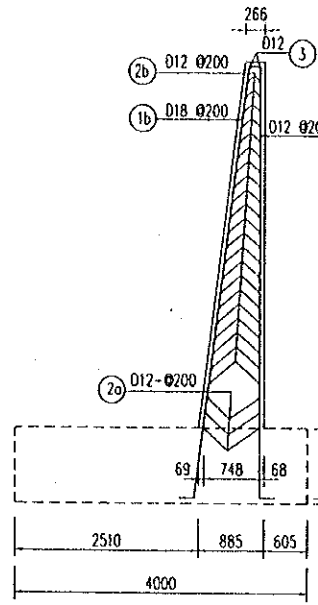
### REINFORCEMENT OF WING WALL

SCALE 1:100



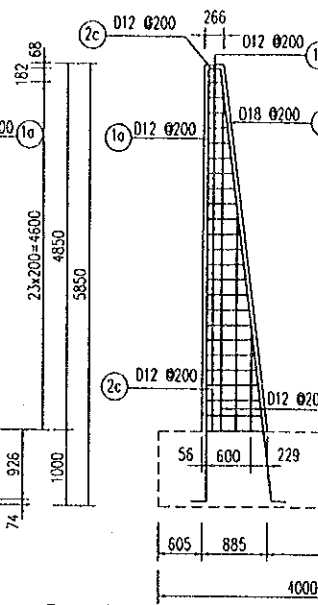
### A - A

SCALE 1:100



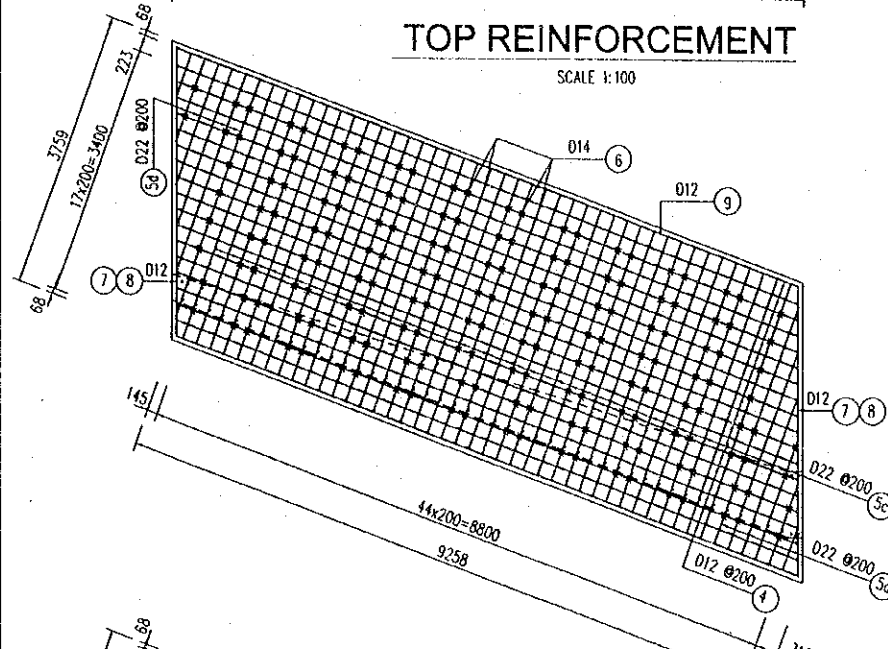
### B - B

SCALE 1:100



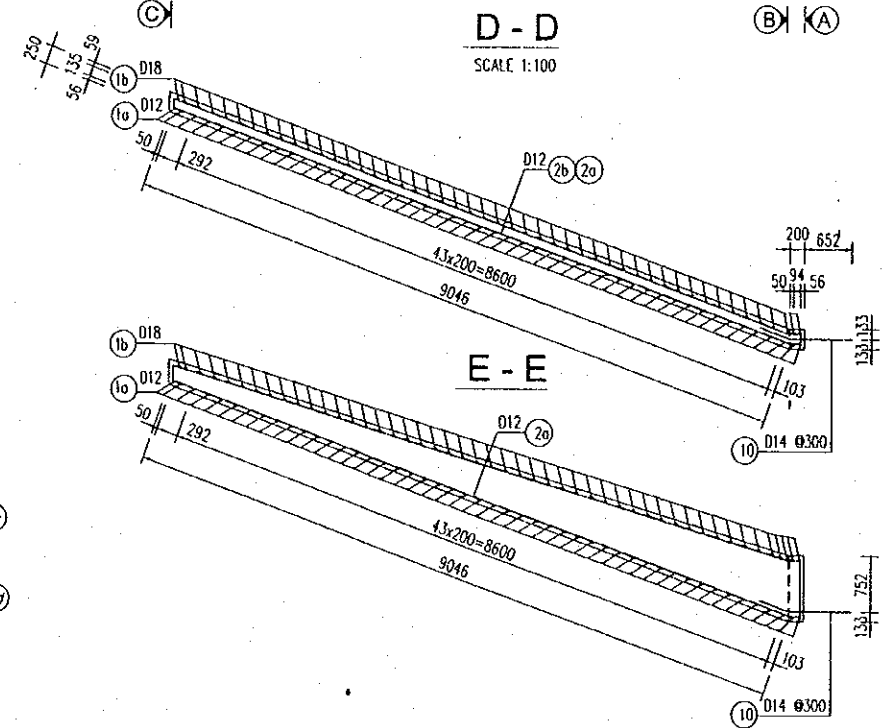
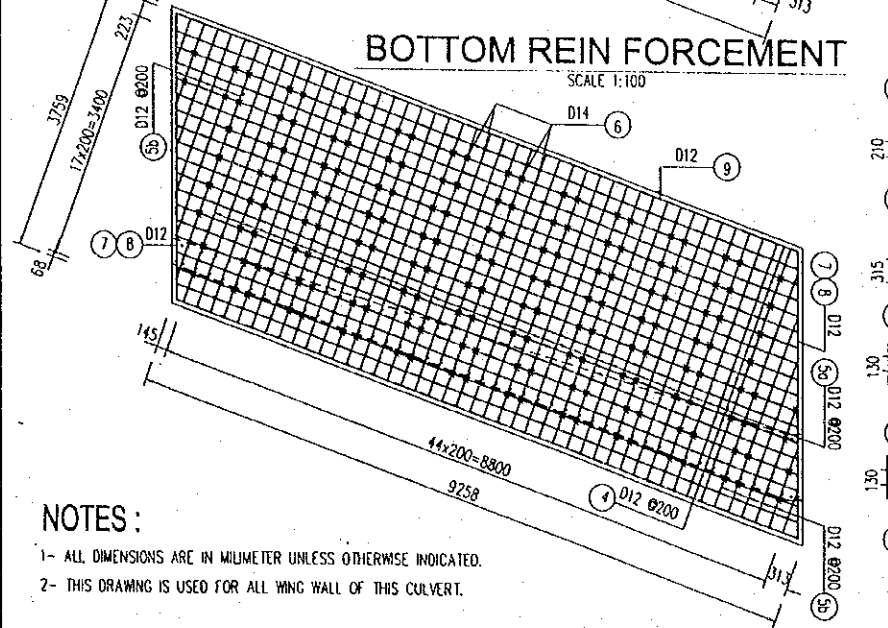
### TOP REINFORCEMENT

SCALE 1:100



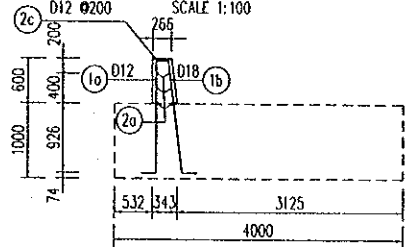
### BOTTOM REINFORCEMENT

SCALE 1:100



### C - C

SCALE 1:100



### QUANTITIES TABLE

BAR MARK	UNIT LENGTH (MM)	DIAMETER (MM)	NUMBER OF BAR	UNIT WEIGHT (KG/M)	TOTAL LENGTH (M)	TOTAL WEIGHT (KG)
1a	3808	12	48	0.888	182.8	162.3
1b	3952	18	48	1.998	189.7	378.9
2a	9267	12	6	0.888	55.6	49.4
2b	4914	12	42	0.888	206.4	183.2
2c	582	12	48	0.888	27.9	24.8
3	10213	12	2	0.888	20.4	18.1
4	10213	12	38	0.888	388.1	344.6
5a	5423	12	39	0.888	211.5	187.8
5b	3516	12	12	0.888	42.2	37.5
5c	4417	22	39	2.984	172.3	514.0
5d	2510	22	12	2.984	30.1	89.9
6	2944	14	87	1.208	256.1	309.5
7	4301	12	4	0.888	17.2	15.3
8	4301	12	6	0.888	25.8	22.9
9	9139	12	6	0.888	54.8	48.7
10	1304	14	16	1.208	20.9	25.2
11	906	12	24	0.888	21.7	19.3
12	3177	12	3	0.888	9.5	8.5
CONCRETE : 45.50 M <sup>3</sup>				REINFORCEMENT <math>\phi</math> <math>\leq</math> 14		1456.9 KG
				REINFORCEMENT <math>\phi</math> <math>\leq</math> 25		982.8 KG
				TOTAL REINFORCEMENT :		2439.7 KG

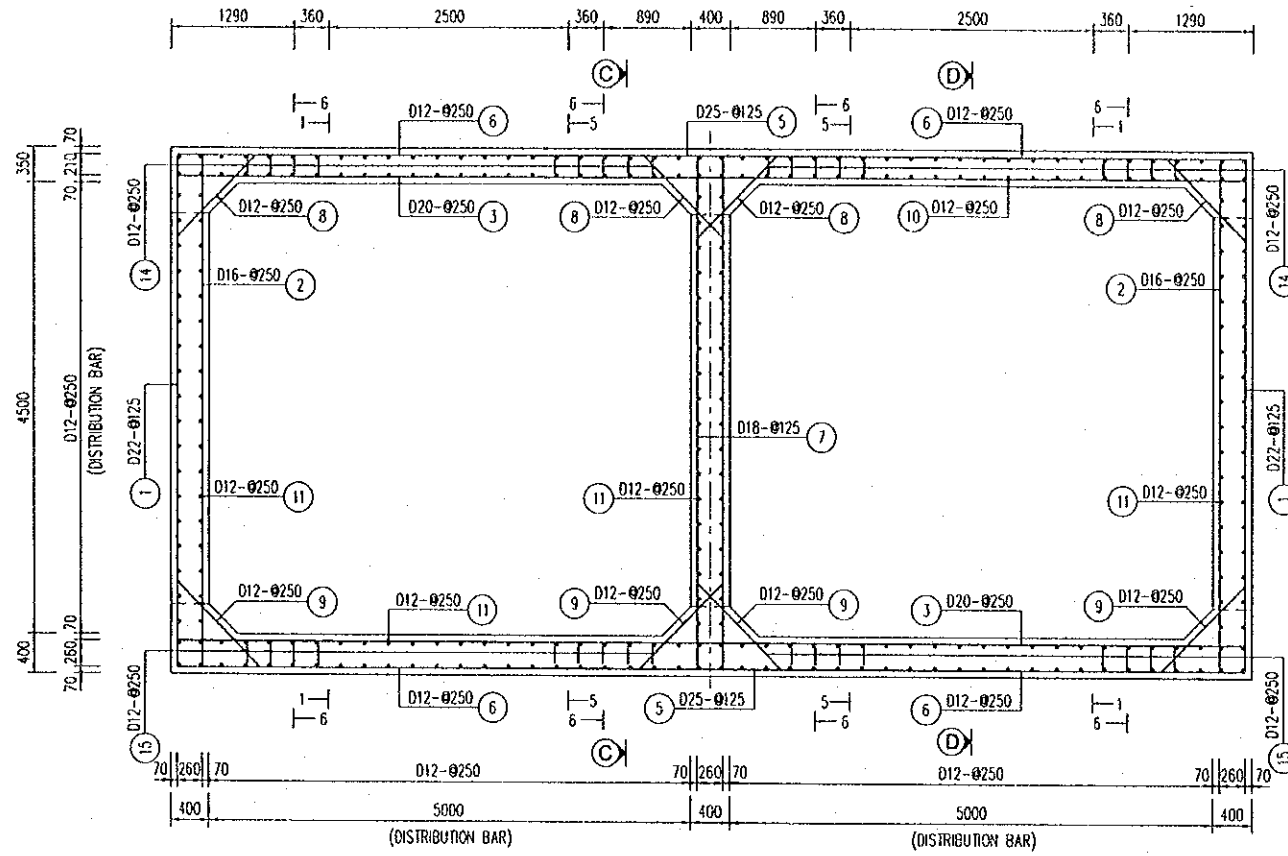
### NOTES :

- ALL DIMENSIONS ARE IN MILLIMETER UNLESS OTHERWISE INDICATED.
- THIS DRAWING IS USED FOR ALL WING WALL OF THIS CULVERT.

PROJECT NAME DETAILED DESIGN OF THE CAN THO BRIDGE CONSTRUCTION PROJECT	IMPLEMENTATION AGENCY JICA JAPAN INTERNATIONAL COOPERATION AGENCY (JICA)	EXECUTING AGENCY SOCIALIST REPUBLIC OF VIET NAM MINISTRY OF TRANSPORT (MOT) MY THUAN PROJECT MANAGEMENT UNIT	JICA STUDY TEAM NIPPON KOEI CO.,LTD.	PREPARED BY NAME: K. Nemoto SIGNATURE: <i>K. Nemoto</i> DATE: 20/9/2000	CHECKED BY NAME: K. Nakai SIGNATURE: <i>K. Nakai</i> DATE: 29/9/2000	APPROVED BY NAME: K. Enomoto SIGNATURE: <i>K. Enomoto</i> DATE: 5/10/2000	DRAWING TITLE REINFORCEMENT OF WING WALL STATION 4+318	DWG NO. P1/BC/0540
--	--	---	---	--	---	--	--	-----------------------

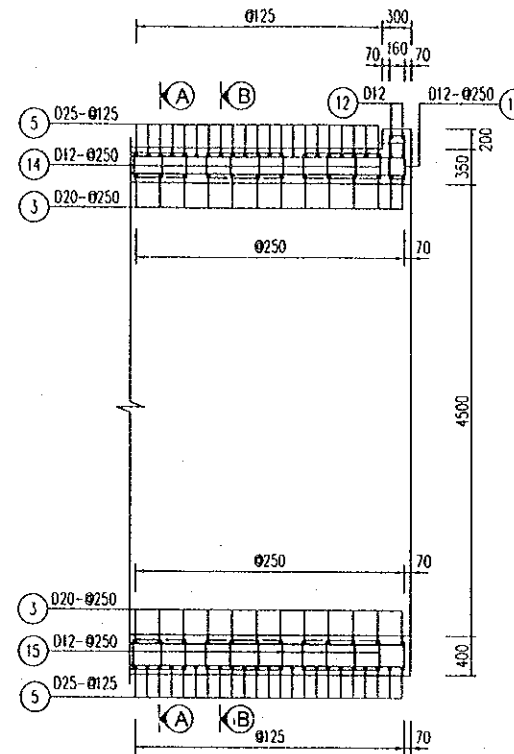
SECTION A - A

(SCALE 1:75)



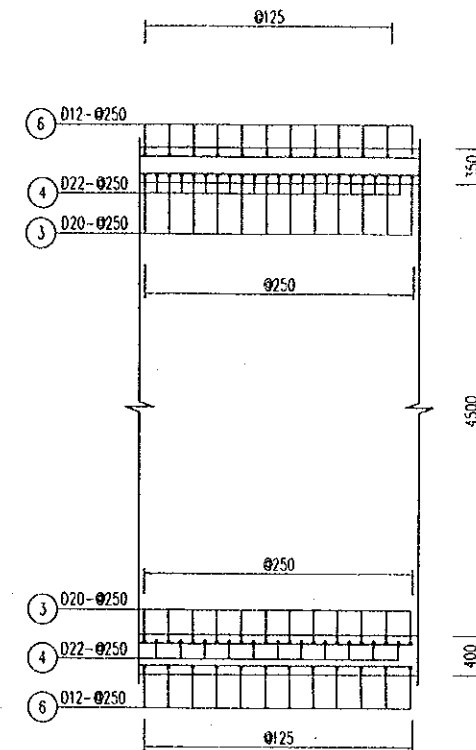
SECTION C - C

(SCALE 1:75)



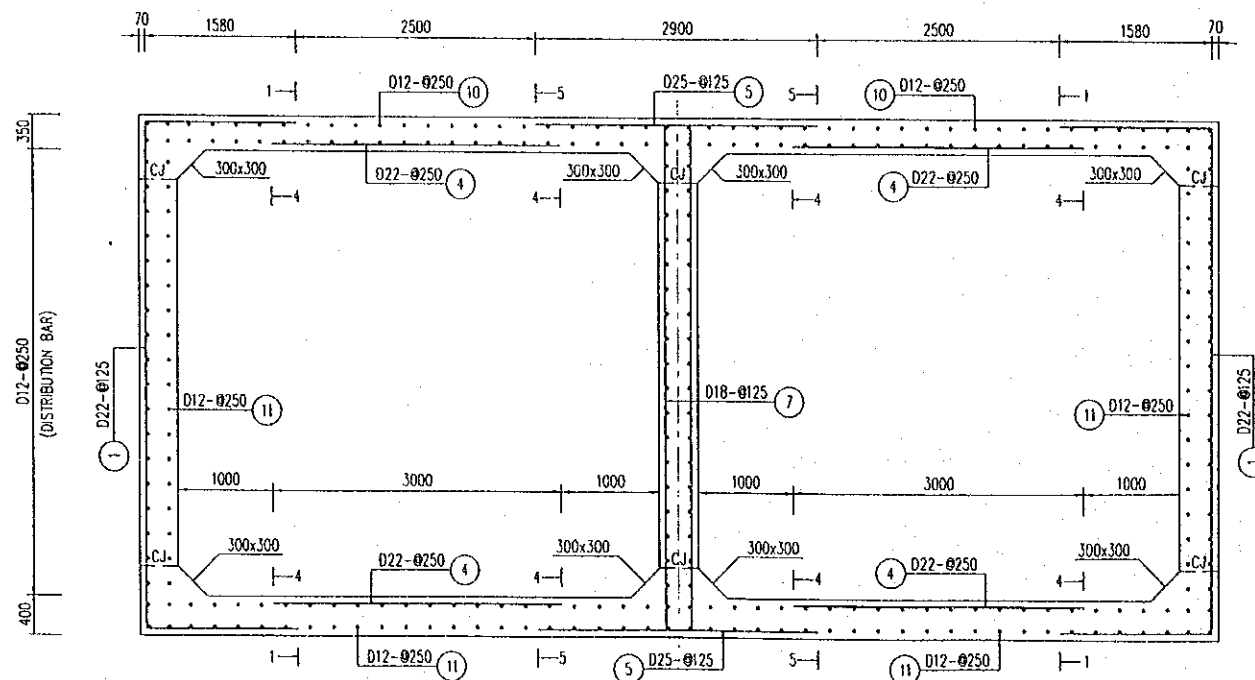
SECTION D - D

(SCALE 1:75)



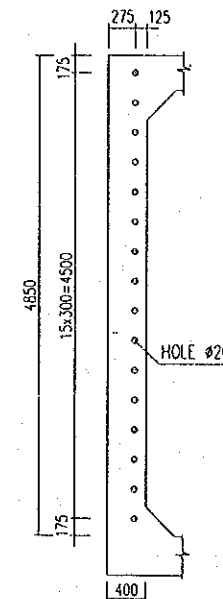
SECTION B - B

(SCALE 1:75)



POSITION OF HOLE

(SCALE 1:75)

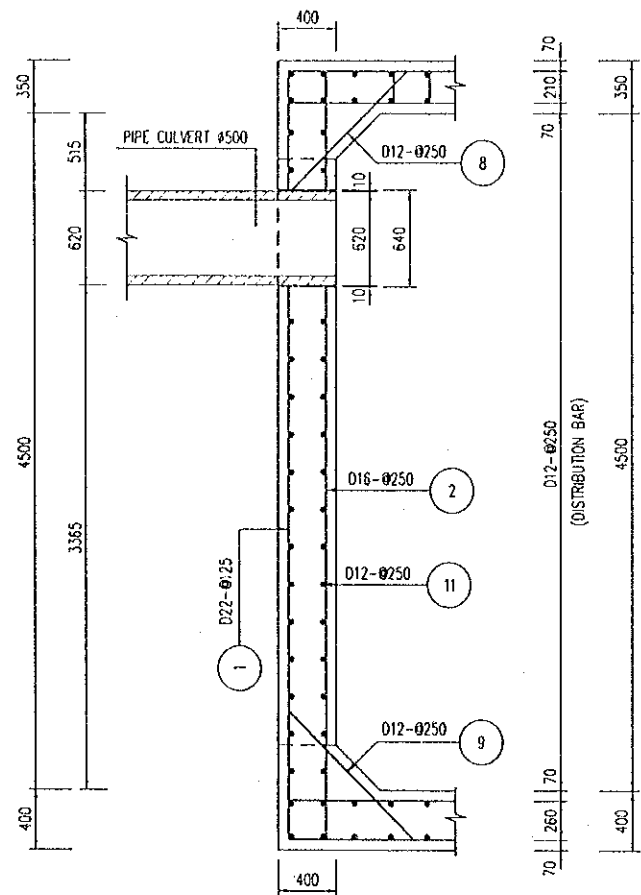


NOTES:

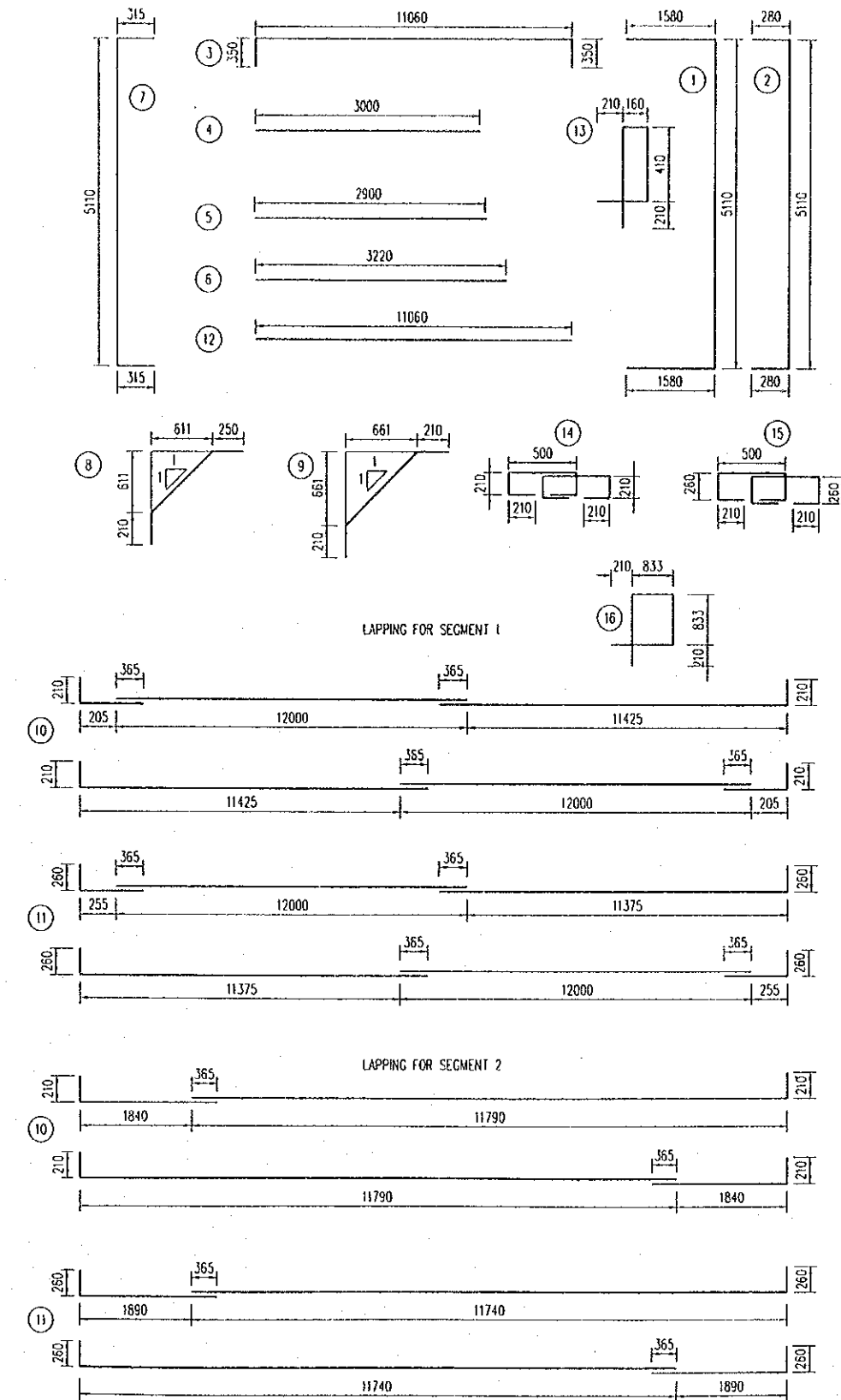
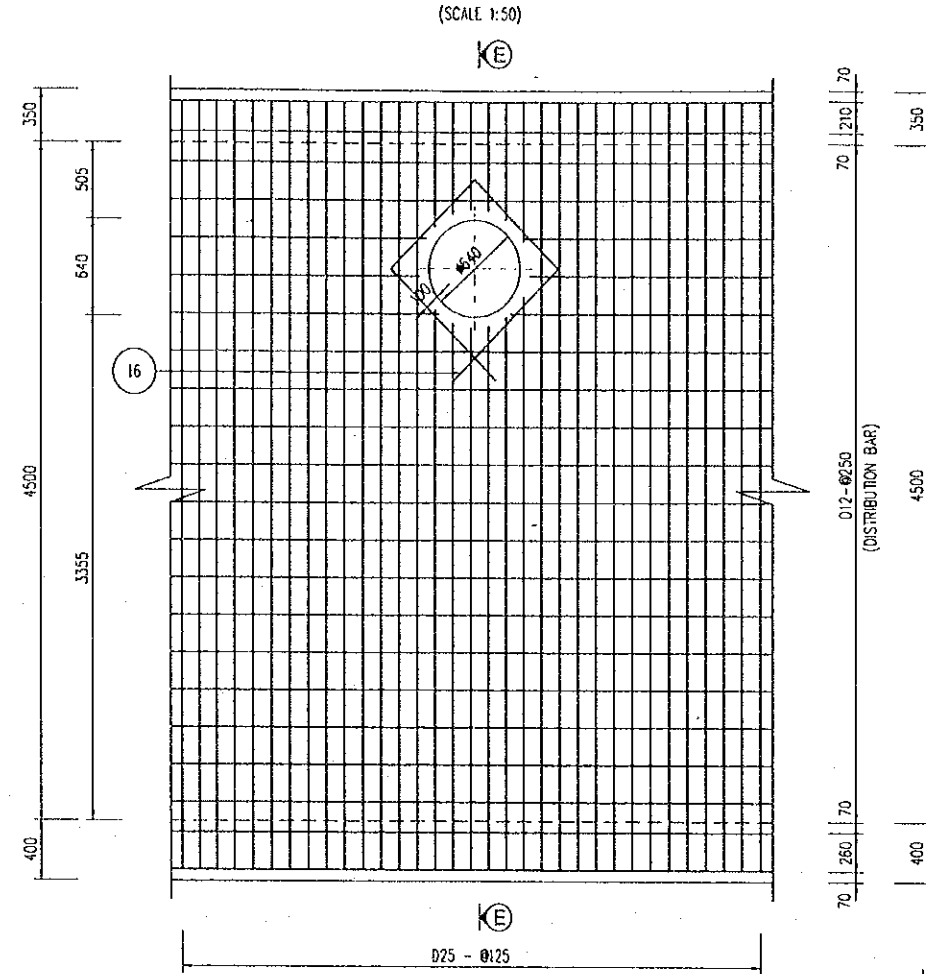
- 1- ALL DIMENSIONS ARE BY MILLIMETER UNLESS OTHERWISE INDICATED.
- 2- LENGTH OF SEGMENT SEE GENERAL VIEW DRAWING.

PROJECT NAME	IMPLEMENTATION AGENCY	EXECUTING AGENCY	JICA STUDY TEAM	PREPARED BY	CHECKED BY	APPROVED BY	DRAWING TITLE	DWG NO.
DETAILED DESIGN OF THE CAN THO BRIDGE CONSTRUCTION PROJECT	JICA JAPAN INTERNATIONAL COOPERATION AGENCY (JICA)	SOCIALIST REPUBLIC OF VIET NAM MINISTRY OF TRANSPORT (MOT) MY THUAN PROJECT MANAGEMENT UNIT	(NK) NIPPON KOEI CO.,LTD.	NAME K. Nemoto SIGNATURE K. Nemoto DATE 20/9/2000	NAME K. Nakai SIGNATURE K. Nakai DATE 29/9/2000	NAME K. Enomoto SIGNATURE K. Enomoto DATE 5/10/2000	REINFORCEMENT OF CULVERT STATION 4+318 - SHEET 1	P1/BC/0550

E - E  
(SCALE 1:50)



DETAIL OF CONNECTION WITH PIPE CULVERT  
(SCALE 1:50)



QUANTITIES TABLE

SYMBOL OF BAR	UNIT LENGTH (mm)		SPACE (mm)	DIAMETER (mm)	NUMBER OF BAR		UNIT WEIGHT (kg/m)	TOTAL LENGTH (m)		TOTAL WEIGHT (kg)	
	SEGMENT 1	SEGMENT 2			SEGMENT 1	SEGMENT 2		SEGMENT 1	SEGMENT 2	SEGMENT 1	SEGMENT 2
1	8270	8270	125	20	382	222	2.466	3159.14	1835.94	7790.9	5478.5
2	5670	5670	250	16	192	112	1.578	1088.64	635.04	1718.2	1002.3
3	11760	11760	250	20	192	112	2.466	2257.92	1317.12	5568.4	3248.2
4	3000	3000	250	22	380	220	2.984	1140.00	660.00	3401.8	1969.5
5	2900	2900	125	25	382	222	3.853	1107.80	643.80	4268.7	2480.8
6	3220	3220	250	12	384	224	0.888	1236.48	721.28	1097.8	640.4
7	5740	5740	125	18	192	112	1.998	1102.08	642.88	2201.5	1284.2
8	1284	1284	250	12	384	224	0.888	493.06	287.62	437.7	255.3
9	1355	1355	250	12	384	224	0.888	520.32	303.52	461.9	269.5
10	24415	14415	250	12	92	92	0.888	2246.18	1326.18	1994.2	1177.4
11	24515	14515	250	12	200	200	0.888	4903.00	2903.00	4352.9	2577.3
12	11060	11060	250	12	2	2	0.888	22.12	22.12	19.6	19.6
13	1560	1560	250	12	46	46	0.888	71.76	71.76	63.7	63.7
14	1340	1340	250	12	856	496	0.888	1146.66	664.26	1018.0	589.7
15	1440	1440	250	12	856	496	0.888	1232.24	713.84	1094.0	633.8
16		2086		12		2	0.888		4.17		3.7
TOTAL FOR SEGMENT 1				CONCRETE : 337.26 m <sup>3</sup>			REINFORCEMENT : 35489.5 kg				
TOTAL FOR SEGMENT 2				CONCRETE : 195.66 m <sup>3</sup>			REINFORCEMENT : 21690.2 kg				
TOTAL FOR THE WHOLE OF CULVERT				CONCRETE : 533.91 m <sup>3</sup>			REINFORCEMENT : 57179.7 kg				

NOTES :

- 1- ALL DIMENSIONS ARE IN MILLIMETER UNLESS OTHERWISE INDICATED.
- 2- POSITION OF PIPE CULVERT ø50 SEE GENERAL VIEW DRAWING.

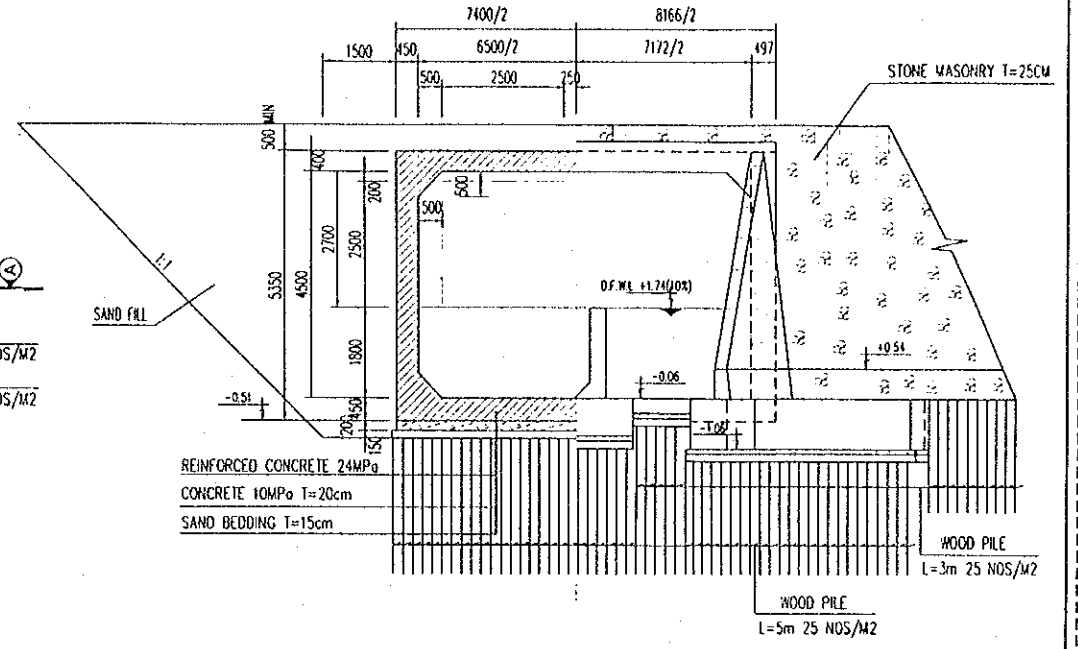
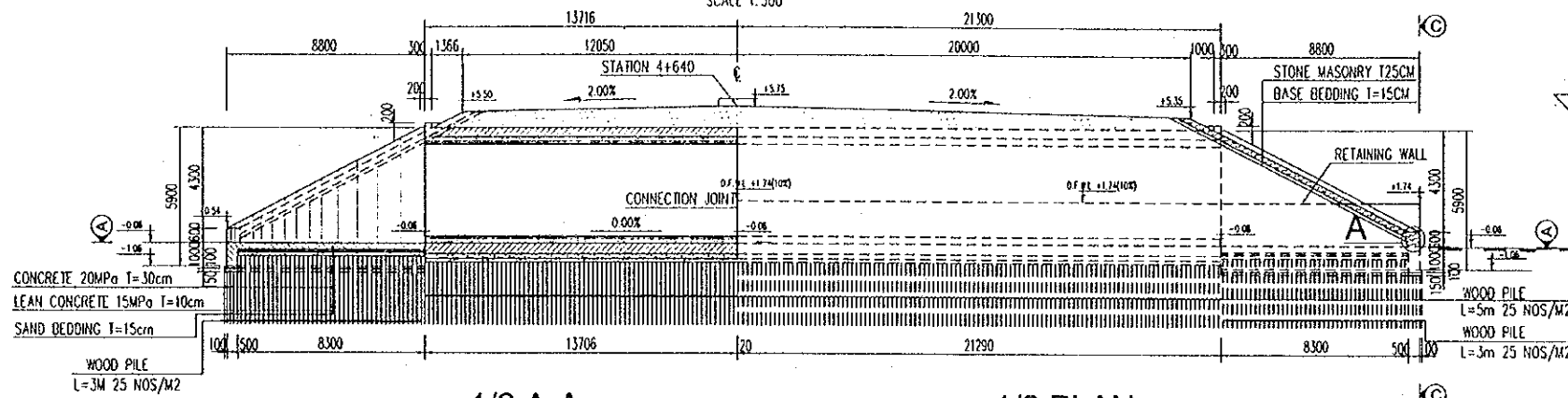
PROJECT NAME	IMPLEMENTATION AGENCY	EXECUTING AGENCY	JICA STUDY TEAM	PREPARED BY	CHECKED BY	APPROVED BY	DRAWING TITLE	DWG NO.
DETAILED DESIGN OF THE CAN THO BRIDGE CONSTRUCTION PROJECT	JICA JAPAN INTERNATIONAL COOPERATION AGENCY (JICA)	SOCIALIST REPUBLIC OF VIET NAM MINISTRY OF TRANSPORT (MOT) MY THUAN PROJECT MANAGEMENT UNIT	(NK) NIPPON KOEI CO.,LTD.	NAME: K. Nemoto SIGNATURE: <i>K. Nemoto</i> DATE: 20/9/2000	NAME: K. Nakai SIGNATURE: <i>K. Nakai</i> DATE: 29/9/2000	NAME: K. Enomoto SIGNATURE: <i>K. Enomoto</i> DATE: 5/10/2000	REINFORCEMENT OF CULVERT STATION 4+318 - SHEET 2	P1/BC/0560

# BOX CULVERT FOR PATH & DRAINAGE (STATION 4+640)

SECTION  
SCALE 1:150

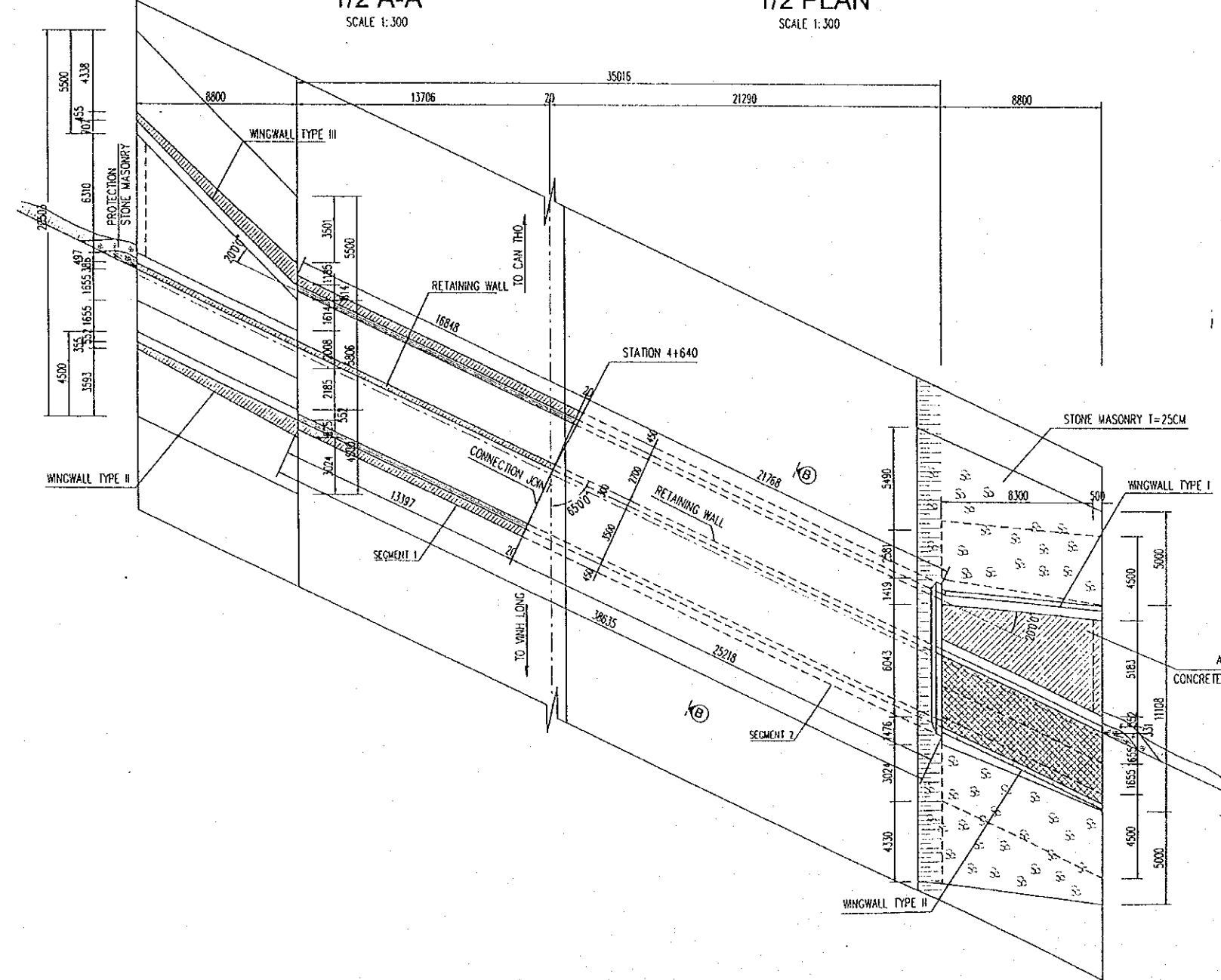
1/2 B-B      1/2 C-C

PROFILE  
SCALE 1:300

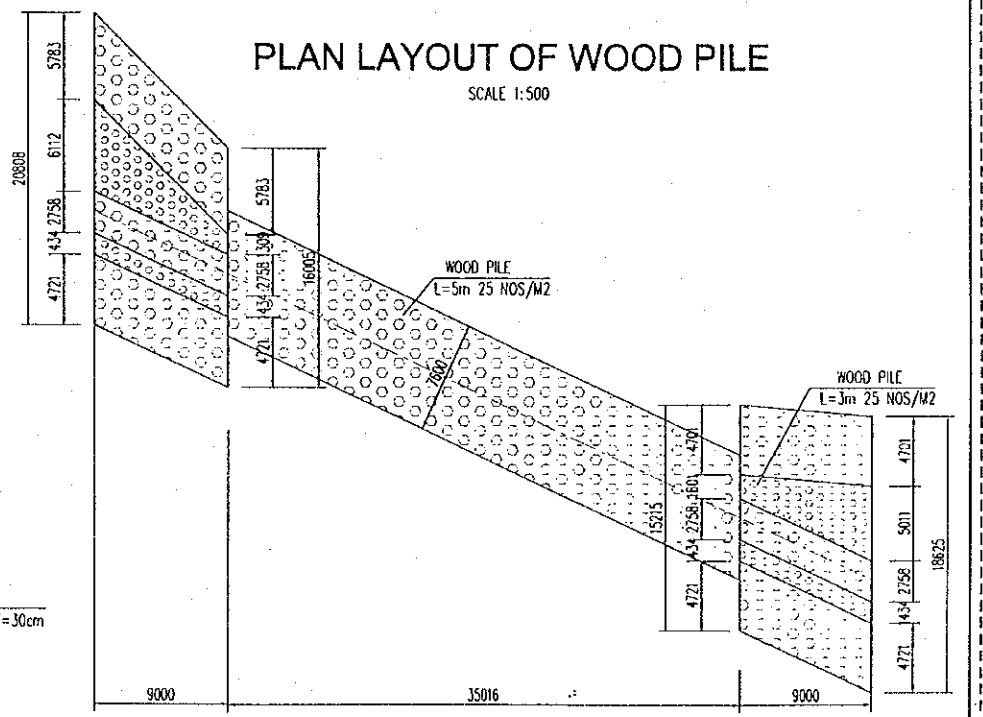


1/2 A-A  
SCALE 1:300

1/2 PLAN  
SCALE 1:300

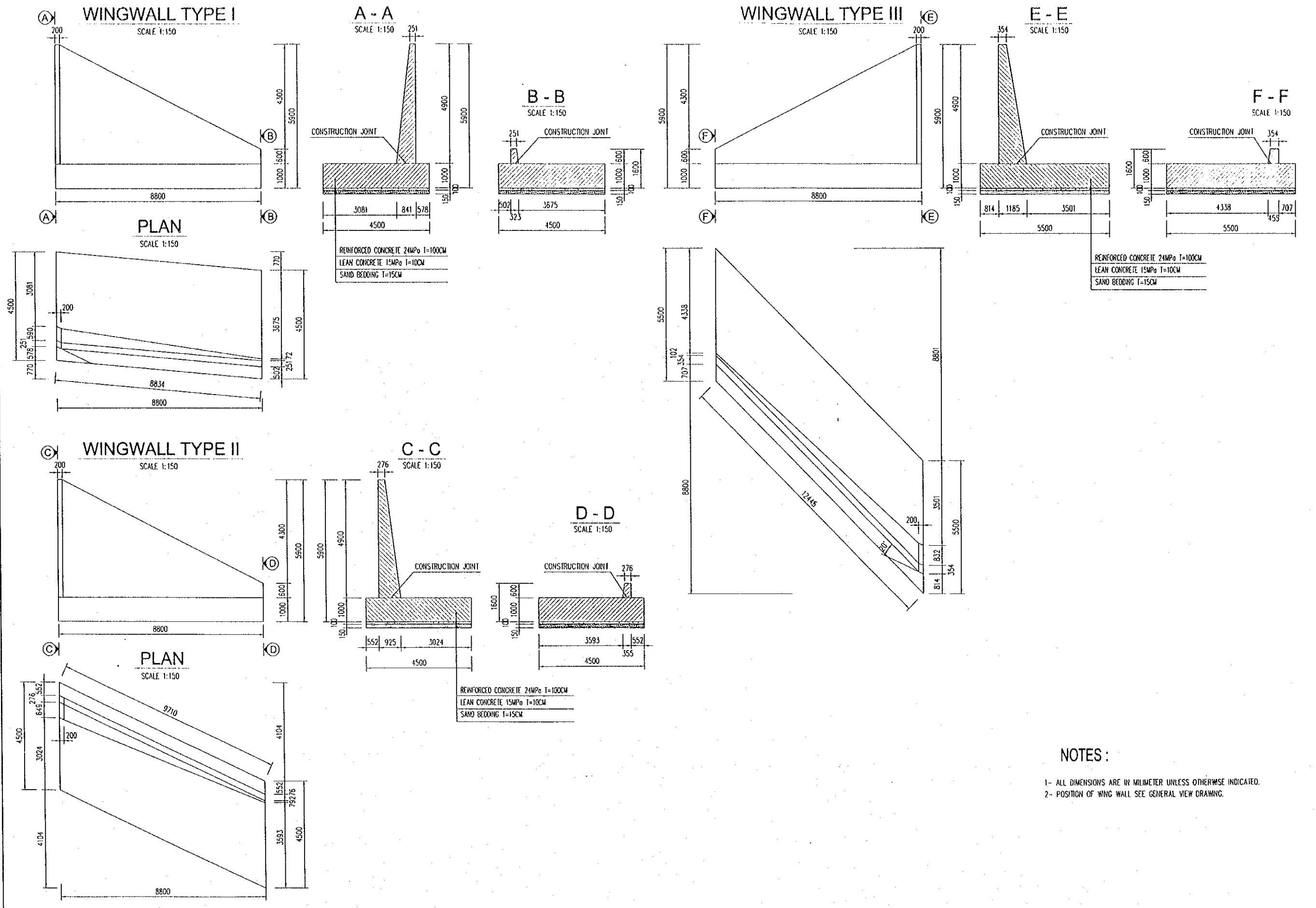


PLAN LAYOUT OF WOOD PILE  
SCALE 1:500



- NOTES:
- 1- ALL DIMENSIONS ARE IN MILLIMETER UNLESS OTHERWISE INDICATED.
  - 2- ELEVATIONS ARE IN METERS IN REFERENCE TO THE NATIONAL DATUM LEVEL.
  - 3- DETAIL A IS SHOWN IN THE DOCUMENT OF APPROACH ROAD - DRAWING No P1/MS/0180.

PROJECT NAME	IMPLEMENTATION AGENCY	EXECUTING AGENCY	JICA STUDY TEAM	PREPARED BY	CHECKED BY	APPROVED BY	DRAWING TITLE	DWG NO.
DETAILED DESIGN OF THE CAN THO BRIDGE CONSTRUCTION PROJECT	JICA JAPAN INTERNATIONAL COOPERATION AGENCY (JICA)	SOCIALIST REPUBLIC OF VIET NAM MINISTRY OF TRANSPORT (MOT) MY THUAN PROJECT MANAGEMENT UNIT	(NK) NIPPON KOEI CO., LTD.	NAME: K. Nemoto SIGNATURE: <i>K. Nemoto</i> DATE: 20/9/2000	NAME: K. Nakai SIGNATURE: <i>K. Nakai</i> DATE: 29/9/2000	NAME: K. Enomoto SIGNATURE: <i>K. Enomoto</i> DATE: 5/10/2000	GENERAL VIEW OF BOX CULVERT STATION 4 + 640	P1/BC/0570



**NOTES :**

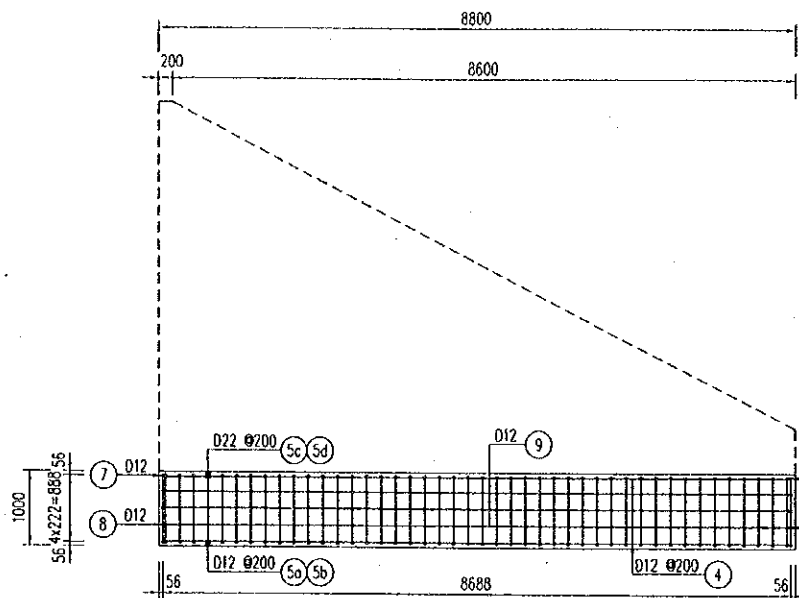
- 1- ALL DIMENSIONS ARE IN MILLIMETER UNLESS OTHERWISE INDICATED.
- 2- POSITION OF WING WALL SEE GENERAL VIEW DRAWING.

PROJECT NAME	IMPLEMENTATION AGENCY	EXECUTING AGENCY	JICA STUDY TEAM	PREPARED BY	CHECKED BY	APPROVED BY	DRAWING TITLE	DWG NO.
DETAILED DESIGN OF THE CAN THO BRIDGE CONSTRUCTION PROJECT	JICA JAPAN INTERNATIONAL COOPERATION AGENCY (JICA)	SOCIALIST REPUBLIC OF VIET NAM MINISTRY OF TRANSPORT (MOT) MY THUAN PROJECT MANAGEMENT UNIT	NIPPON KOEI CO.,LTD.	NAME: K. Nemoto SIGNATURE: <i>K. Nemoto</i> DATE: 20/9/2000	NAME: K. Nakai SIGNATURE: <i>K. Nakai</i> DATE: 29/9/2000	NAME: K. Enomoto SIGNATURE: <i>K. Enomoto</i> DATE: 5/10/2000	GENERAL VIEW OF WING WALL STATION 4+640	P1/BC/0580

D:\Cantho 9-2000\Drawings4\P1-Vinh long side\P1-BC-0590.dwg Fri Sep 01 14:43:15 2000 TRAN TRONG AN

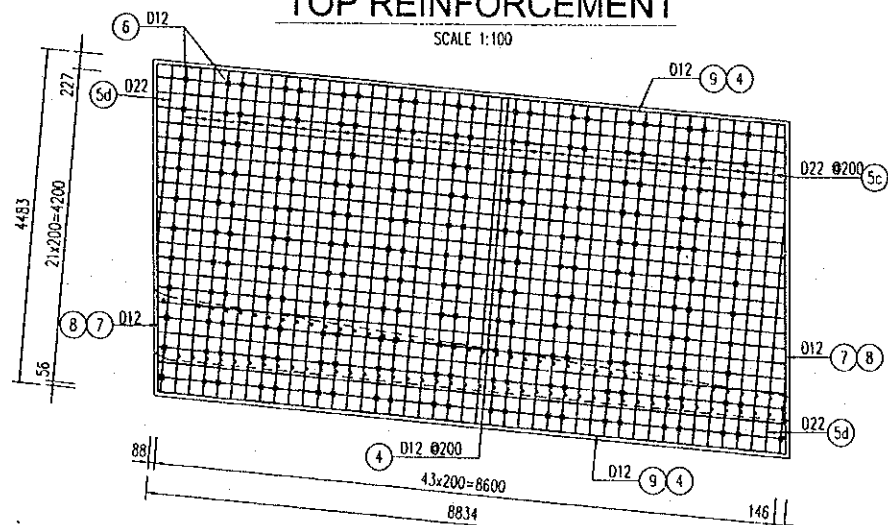
### REINFORCEMENT OF FOOTING

SCALE 1:100



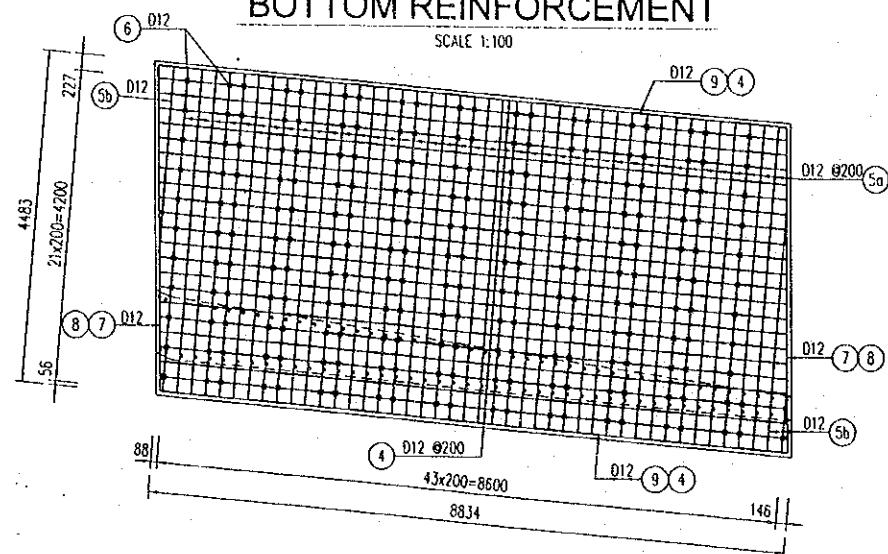
### TOP REINFORCEMENT

SCALE 1:100



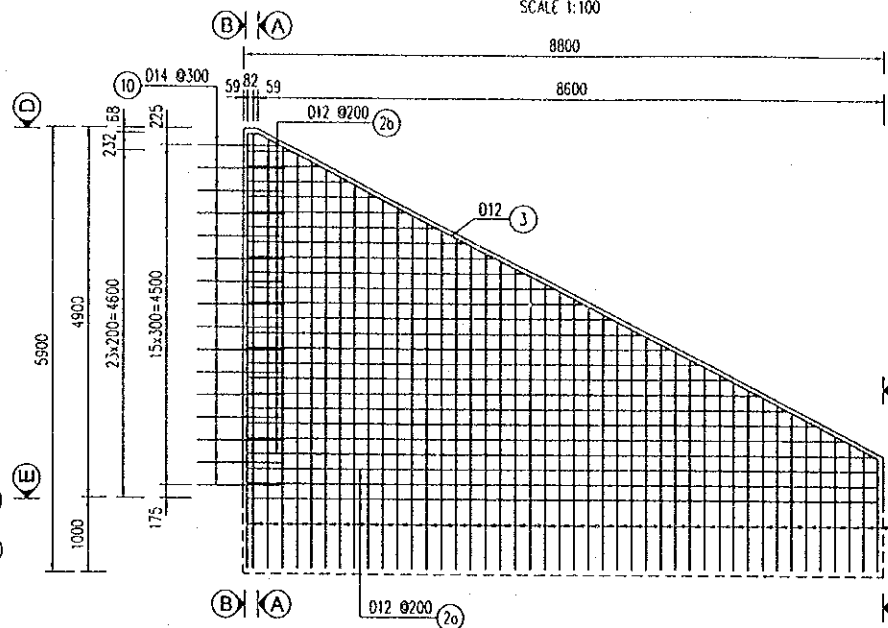
### BOTTOM REINFORCEMENT

SCALE 1:100



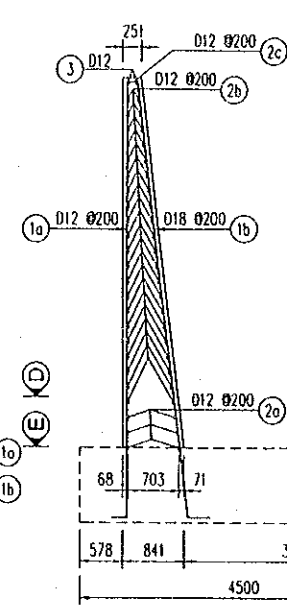
### REINFORCEMENT OF WING WALL TYPE I

SCALE 1:100



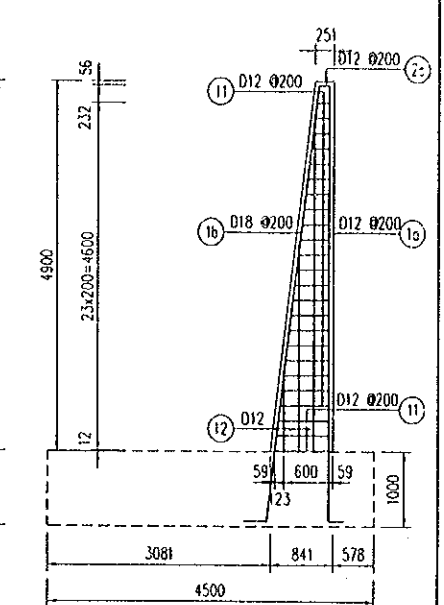
### A - A

SCALE 1:100



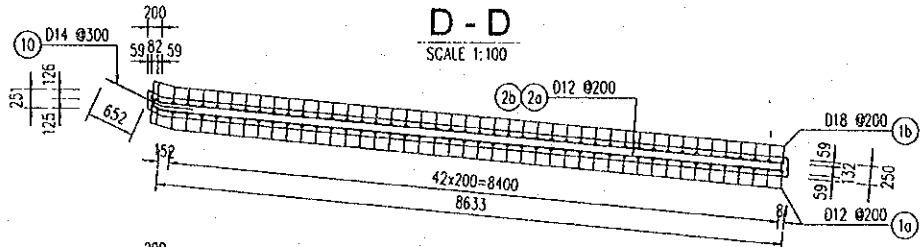
### B - B

SCALE 1:100



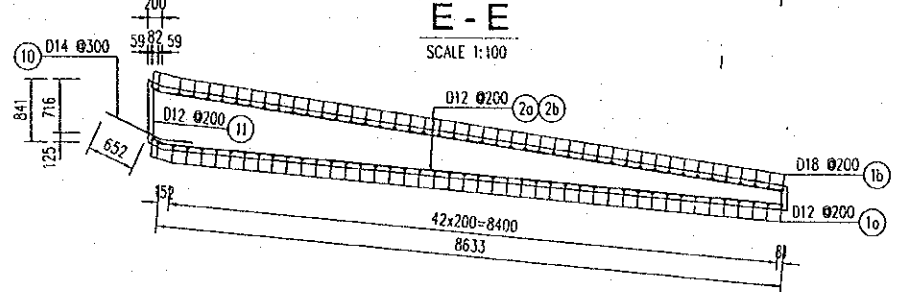
### D - D

SCALE 1:100



### E - E

SCALE 1:100



### QUANTITIES TABLE

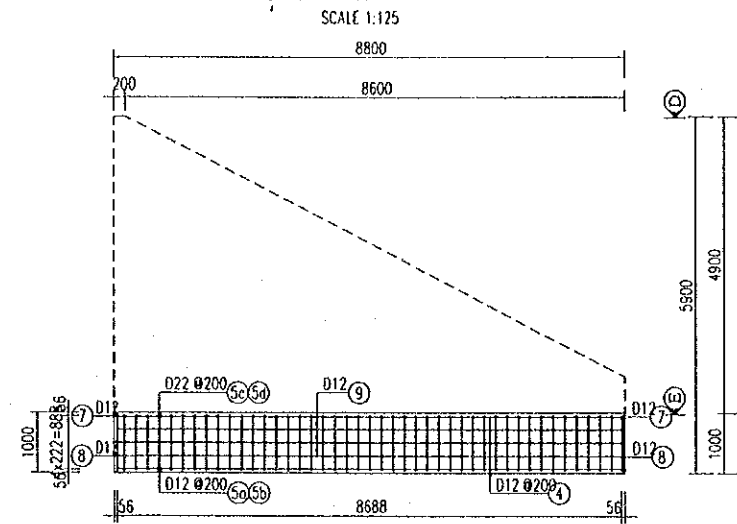
BAR MARK	UNIT LENGTH (MM)	DIAMETER (MM)	NUMBER OF BAR	UNIT WEIGHT (KG/M)	TOTAL LENGTH (M)	TOTAL WEIGHT (KG)
1a	3849	12	45	0.888	173.2	153.8
1b	3980	18	45	1.998	179.1	357.8
2a	8963	12	6	0.888	53.8	47.7
2b	4897	12	42	0.888	205.7	182.6
2c	552	12	45	0.888	24.8	22.1
3	9917	12	2	0.888	19.8	17.6
4	9795	12	46	0.888	450.6	400.0
5a	6147	12	42	0.888	258.2	229.2
5b	3888	12	3	0.888	11.7	10.4
5c	5141	22	42	2.984	215.9	644.3
5d	2882	22	3	2.984	8.6	25.8
6	2944	14	112	1.208	329.7	398.4
7	4808	12	4	0.888	19.2	17.1
8	4808	12	8	0.888	28.8	25.6
9	8721	12	6	0.888	52.3	46.5
10	1304	14	16	1.208	20.9	25.2
11	871	12	24	0.888	20.9	18.5
12	2931	12	3	0.888	8.8	7.8
REINFORCEMENT					D<=14	1802.5
REINFORCEMENT					14< D<=25	1027.9
CONCRETE					49.94 M3	TOTAL REINFORCEMENT 2630.4

NOTES :  
1- ALL DIMENSIONS ARE IN MILLIMETER UNLESS OTHERWISE INDICATED.

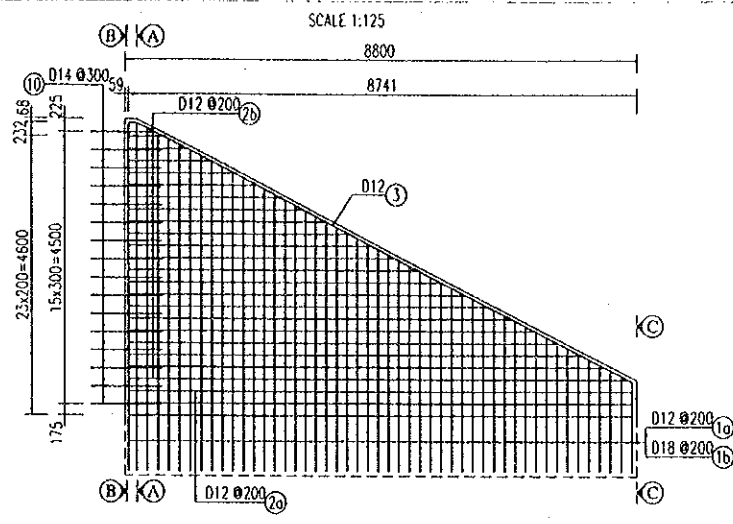
PROJECT NAME DETAILED DESIGN OF THE CAN THO BRIDGE CONSTRUCTION PROJECT	IMPLEMENTATION AGENCY JICA JAPAN INTERNATIONAL COOPERATION AGENCY (JICA)	EXECUTING AGENCY SOCIALIST REPUBLIC OF VIET NAM MINISTRY OF TRANSPORT (MOT) MY THUAN PROJECT MANAGEMENT UNIT	JICA STUDY TEAM NIPON KOEI CO.,LTD.	PREPARED BY K. Nemoto	CHECKED BY K. Nakai	APPROVED BY K. Enomoto	DRAWING TITLE REINFORCEMENT OF WING WALL TYPE I STATION 4 + 640	DWG NO. PI/BC/0590
				DATE 20/9/2000	DATE 29/9/2000	DATE 5/10/2000		

D:\Cantho 9-2000\Drawings4\P1-Vinh long side\P1-BC-0600.dwg Fri Sep 01 14: 46: 11 2000 TRAN TRONG AN

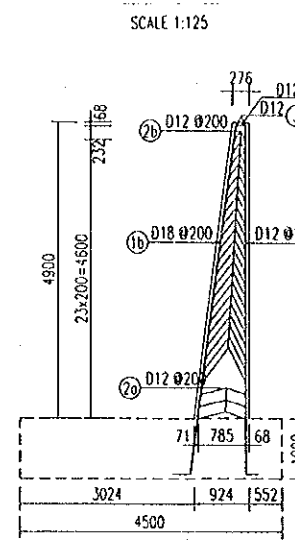
### REINFORCEMENT OF FOOTING



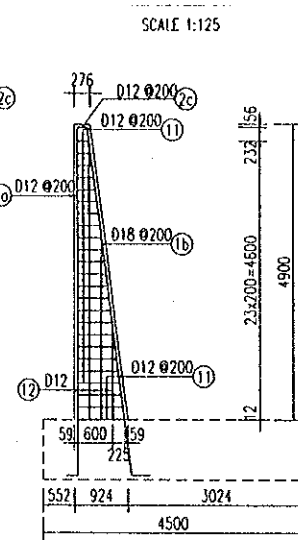
### REINFORCEMENT OF WING WALL TYPE II



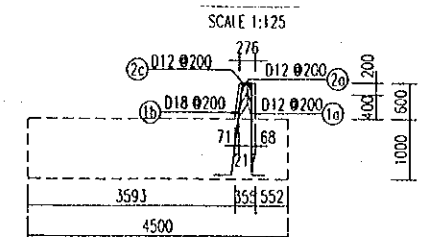
### A - A



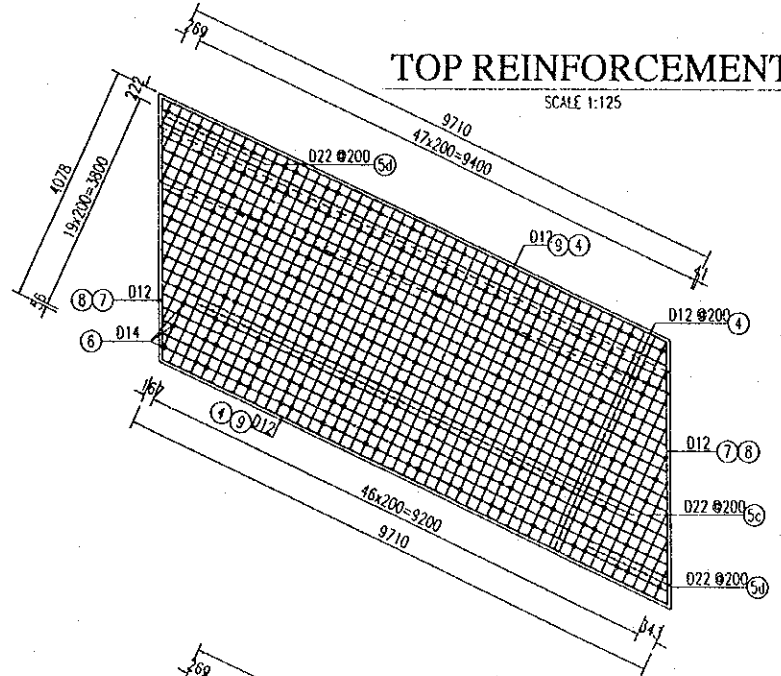
### B - B



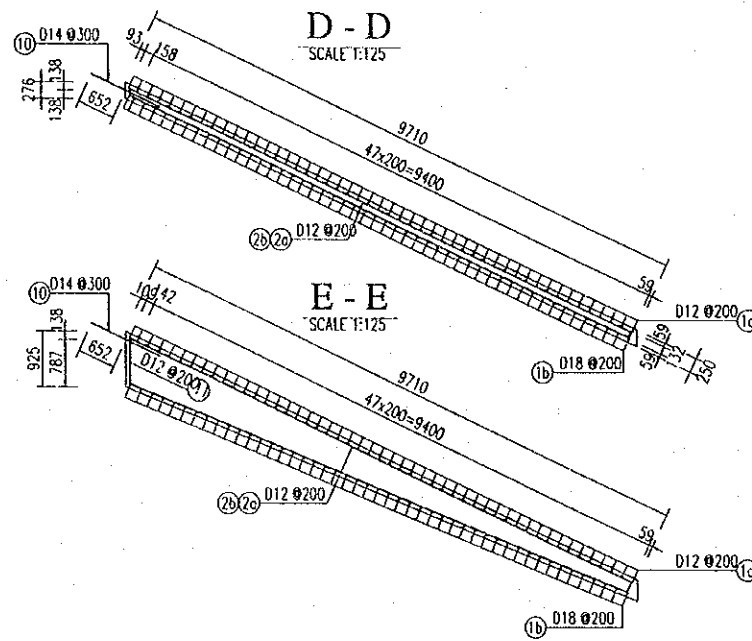
### C - C



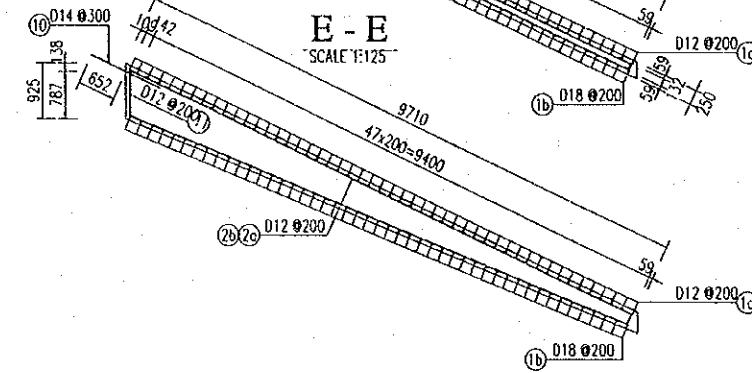
### TOP REINFORCEMENT



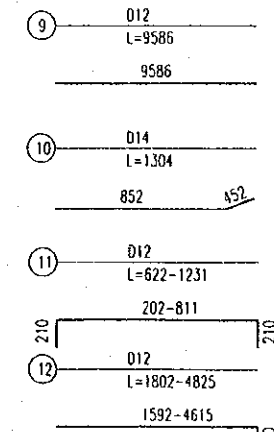
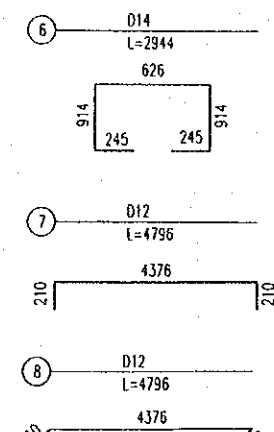
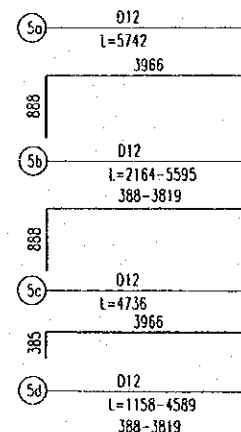
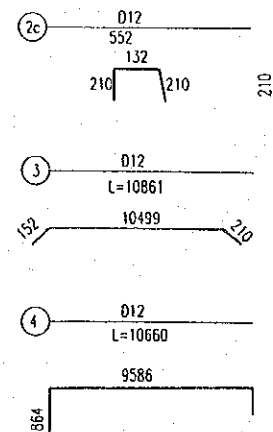
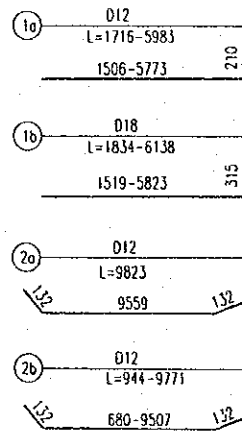
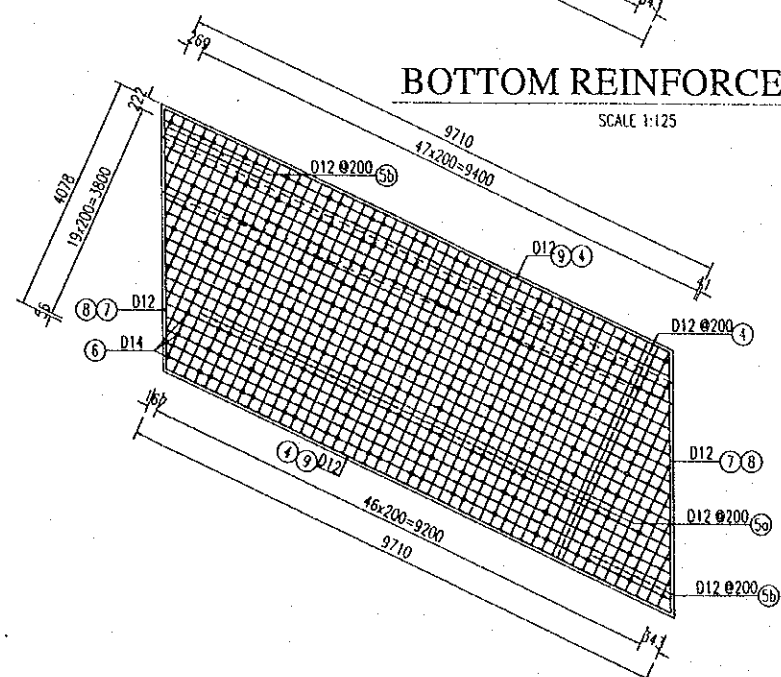
### D - D



### E - E



### BOTTOM REINFORCEMENT



### QUANTITIES TABLE

BAR MARK	UNIT LENGTH (MM)	DIAMETER (MM)	NUMBER OF BAR	UNIT WEIGHT (KG/M)	TOTAL LENGTH (M)	TOTAL WEIGHT (KG)
1a	3850	12	49	0.888	188.6	167.5
1b	3986	18	49	1.998	195.3	390.2
2a	9823	12	6	0.888	58.9	52.3
2b	5358	12	42	0.888	225.0	199.8
2c	552	12	49	0.888	27.0	24.0
3	10861	12	2	0.888	21.7	19.3
4	10660	12	42	0.888	447.7	397.5
5a	5742	12	39	0.888	223.9	198.8
5b	3880	12	17	0.888	66.0	58.6
5c	4736	22	39	2.984	184.7	551.2
5d	2874	22	17	2.984	48.8	145.8
6	2944	14	103	1.208	303.2	366.4
7	4796	12	4	0.888	19.2	17.0
8	4796	12	6	0.888	28.8	25.5
9	9586	12	6	0.888	57.5	51.1
10	1304	14	16	1.208	20.9	25.2
11	927	12	24	0.888	22.2	19.7
12	3314	12	3	0.888	9.9	8.8
REINFORCEMENT					D<14	1631.6
REINFORCEMENT					14<D<25	1087.1
CONCRETE					50.97 M3	TOTAL REINFORCEMENT 2718.7

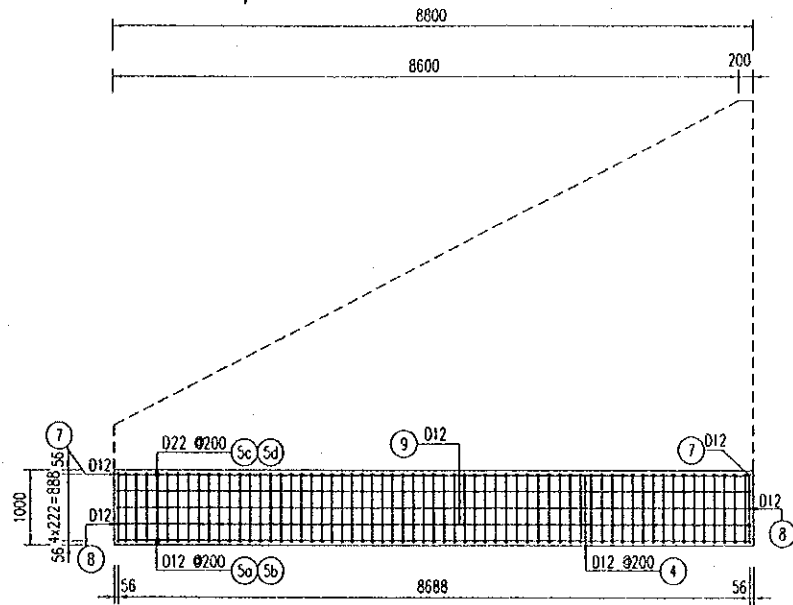
NOTES:  
1- ALL DIMENSIONS ARE IN MILLIMETER UNLESS OTHERWISE INDICATED.

PROJECT NAME DETAILED DESIGN OF THE CAN THO BRIDGE CONSTRUCTION PROJECT	IMPLEMENTATION AGENCY JICA JAPAN INTERNATIONAL COOPERATION AGENCY (JICA)	EXECUTING AGENCY SOCIALIST REPUBLIC OF VIET NAM MINISTRY OF TRANSPORT (MOT) MY THUAN PROJECT MANAGEMENT UNIT	JICA STUDY TEAM NIPPON KOEI CO.,LTD.	PREPARED BY K. Nemoto	CHECKED BY K. Nakai	APPROVED BY K. Enomoto	DRAWING TITLE REINFORCEMENT OF WING WALL TYPE II STATION 4 + 640	DWG NO. P1/BC/0600
--	--	---	---	--------------------------	------------------------	---------------------------	--	-----------------------

D:\Cantho 9-2000\Drawings4\P1-Vinh long side\P1-BC-0610.dwg Fri Sep 01 14:49:33 2000 TRAN TRONG AN

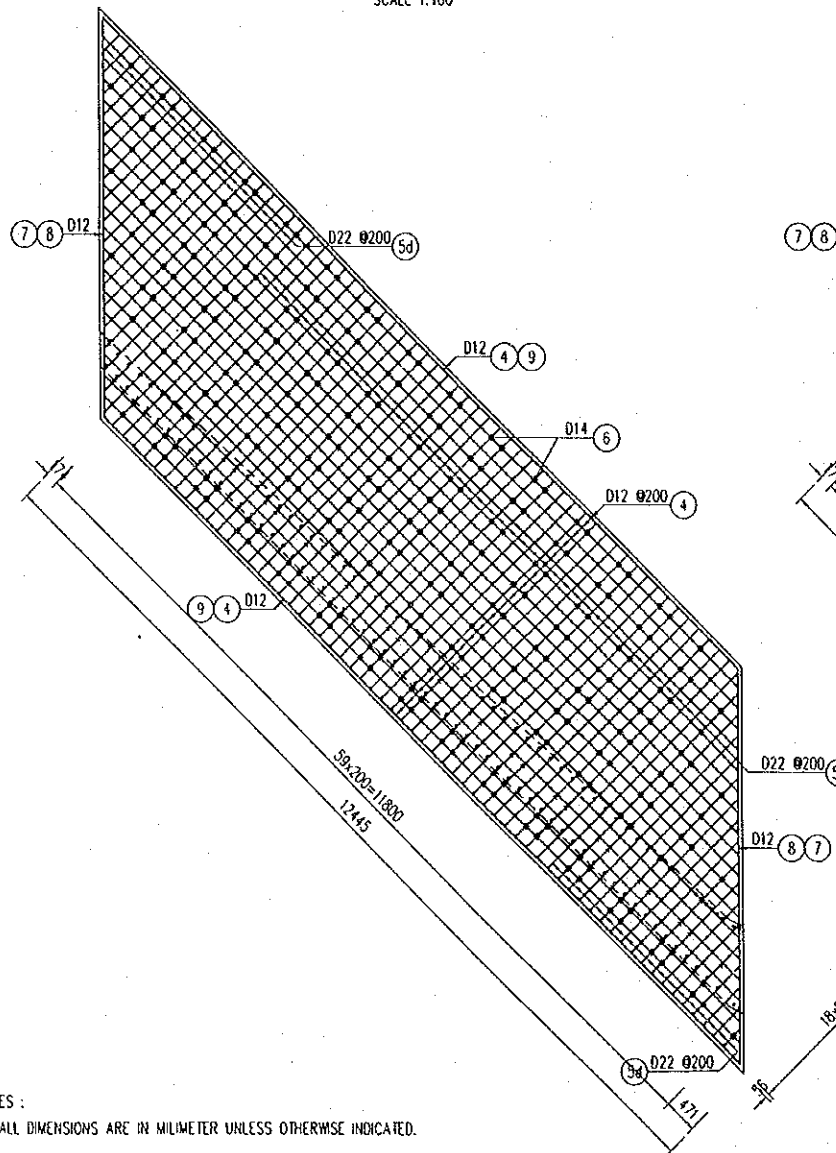
### REINFORCEMENT OF FOOTING

SCALE 1:100



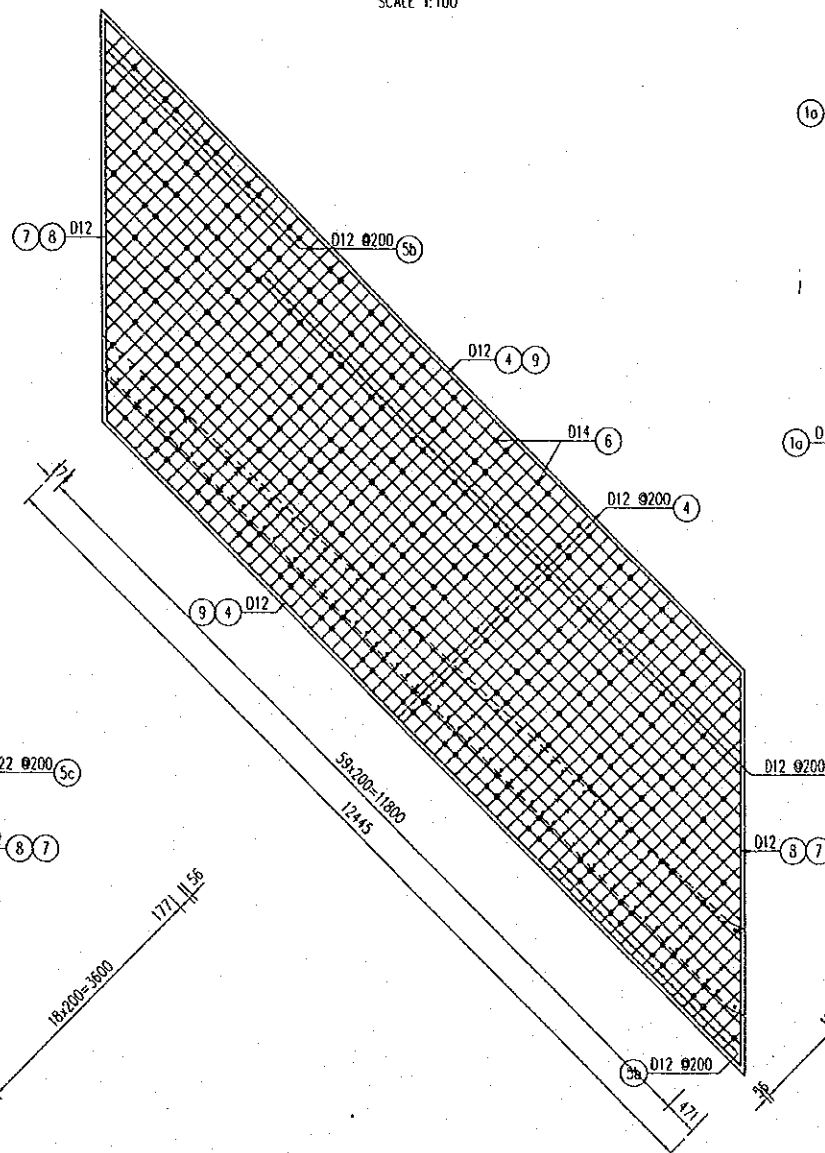
### TOP REINFORCEMENT

SCALE 1:100



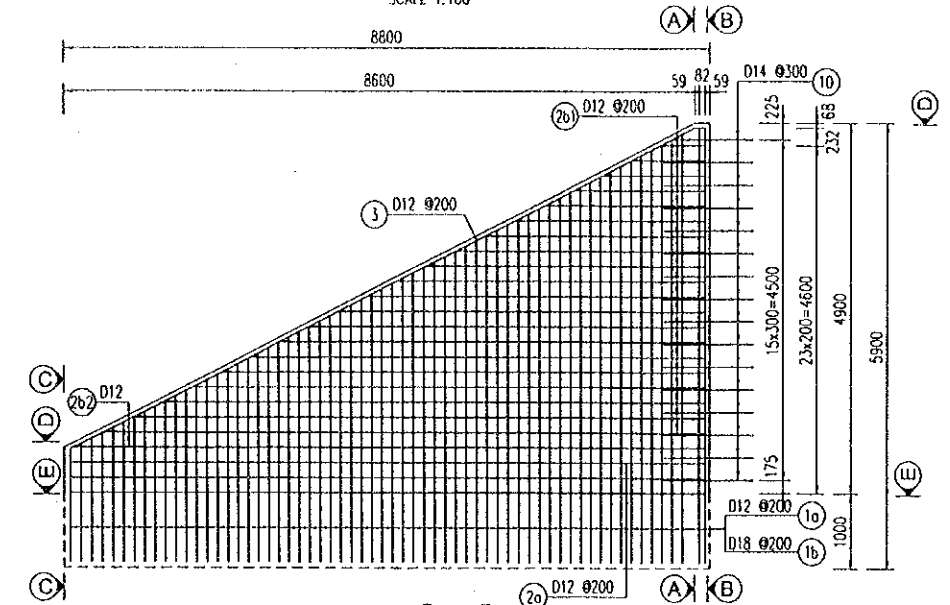
### BOTTOM REINFORCEMENT

SCALE 1:100



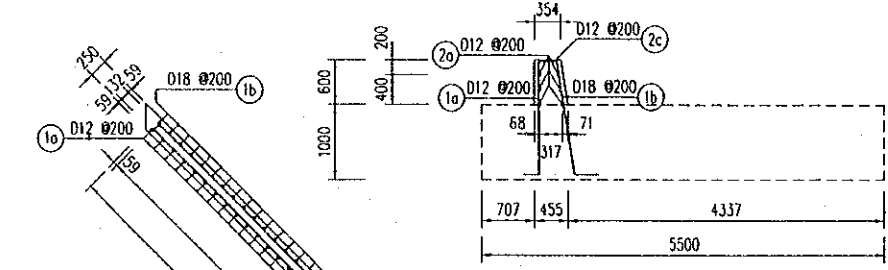
### REINFORCEMENT OF WING WALL TYPE III

SCALE 1:100



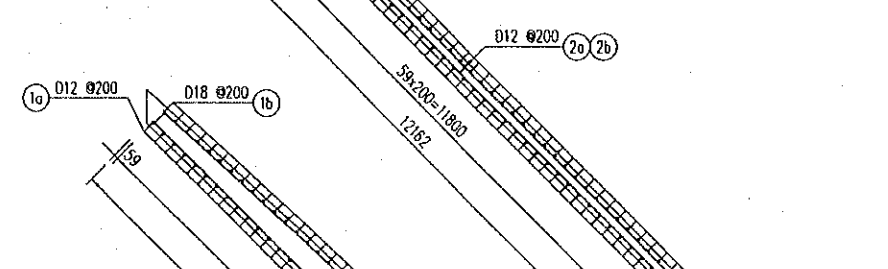
### C - C

SCALE 1:100



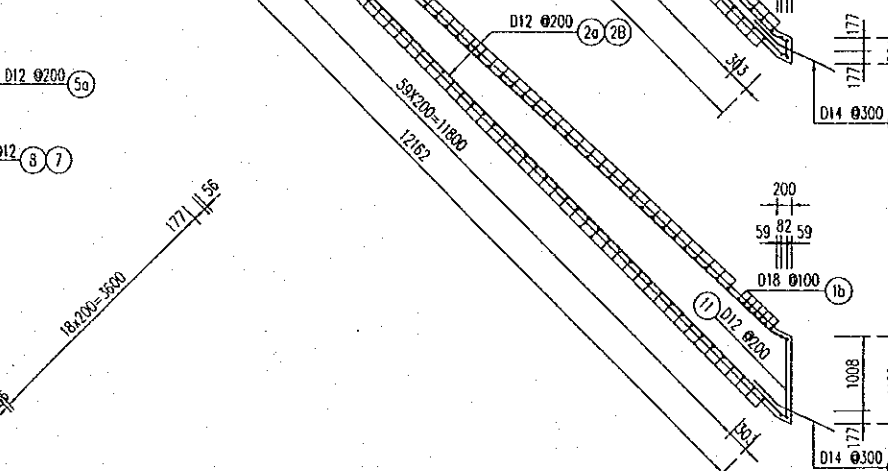
### D - D

SCALE 1:100



### E - E

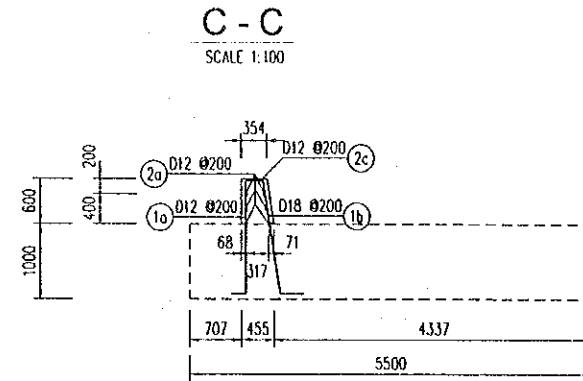
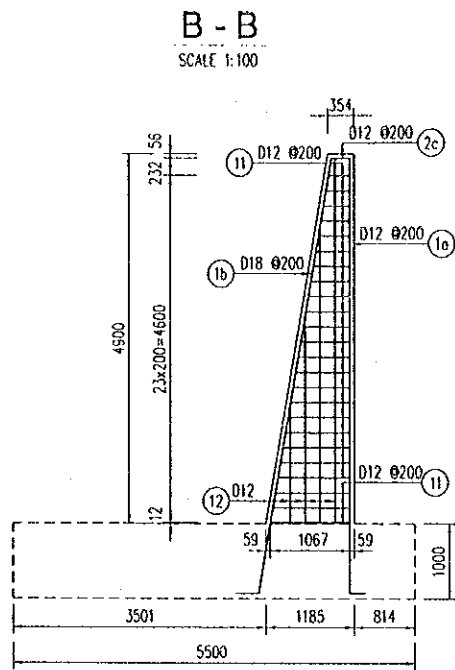
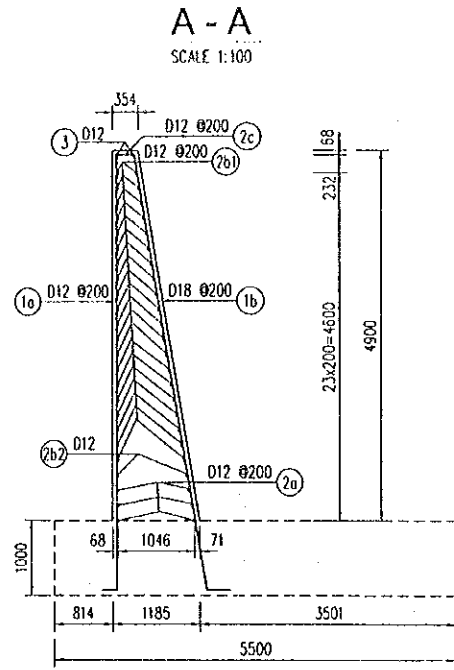
SCALE 1:100



NOTES:  
1- ALL DIMENSIONS ARE IN MILLIMETER UNLESS OTHERWISE INDICATED.

PROJECT NAME	IMPLEMENTATION AGENCY	EXECUTING AGENCY	JICA STUDY TEAM	PREPARED BY	CHECKED BY	APPROVED BY	DRAWING TITLE	DWG NO.
DETAILED DESIGN OF THE CAN THO BRIDGE CONSTRUCTION PROJECT	JICA JAPAN INTERNATIONAL COOPERATION AGENCY (JICA)	SOCIALIST REPUBLIC OF VIET NAM MINISTRY OF TRANSPORT (MOT) MY THUAN PROJECT MANAGEMENT UNIT	NK NIPPON KOEI CO.,LTD.	K. Nemoto	K. Nakai	K. Enomoto	REINFORCEMENT OF WING WALL TYPE III STATION 4 + 640 - SHEET 1	P1/BC/0610
				SIGNATURE	SIGNATURE	SIGNATURE		
				DATE	DATE	DATE		
				20/9/2000	29/9/2000	5/10/2000		

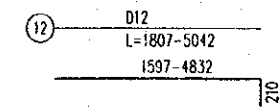
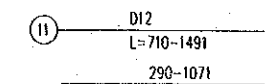
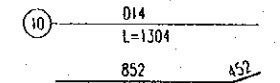
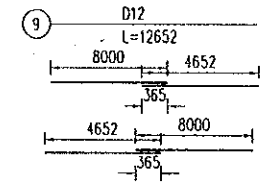
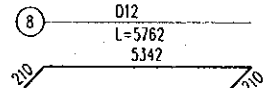

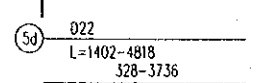

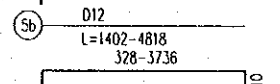
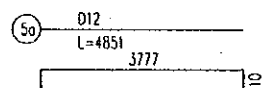
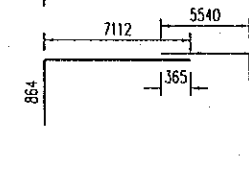
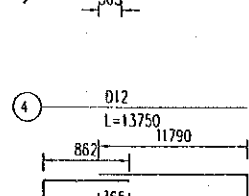
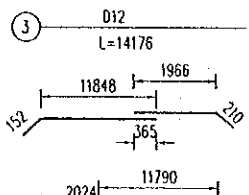
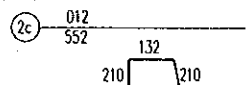
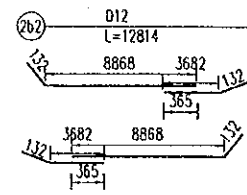
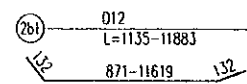
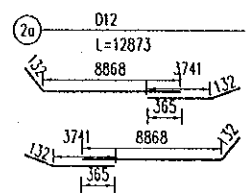
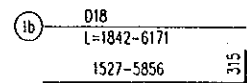
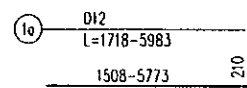




QUANTITIES TABLE

BAR MARK	UNIT LENGTH (MM)	DIAMETER (MM)	NUMBER OF BAR	UNIT WEIGHT (KG/M)	TOTAL LENGTH (M)	TOTAL WEIGHT (KG)
1a	3851	12	62	0.888	238.7	211.9
1b	4007	18	62	1.998	248.4	496.2
2a	12873	12	6	0.888	77.2	68.6
2b1	6509	12	40	0.888	260.4	231.2
2b2	11293	12	2	0.888	22.6	20.1
2c	552	12	62	0.888	34.2	30.4
3	14176	12	2	0.888	28.4	25.2
4	13726	12	40	0.888	549.0	487.4
5a	5553	12	42	0.888	233.2	207.1
5b	3808	12	36	0.888	137.1	121.7
5c	4547	22	42	2.984	191.0	569.9
5d	2802	22	36	2.984	100.9	301.0
6	2944	14	145	1.208	426.9	515.8
7	5762	12	4	0.888	23.0	20.5
8	5762	12	6	0.888	34.6	30.7
9	12652	12	6	0.888	75.9	67.4
10	1304	14	16	1.208	20.9	25.2
11	1101	12	24	0.888	26.4	23.4
12	3425	12	4	0.888	13.7	12.2
REINFORCEMENT					D<=14	2098.7
REINFORCEMENT					14< D<=25	1367.1
CONCRETE					62.98 M <sup>3</sup>	TOTAL REINFORCEMENT 3465.8

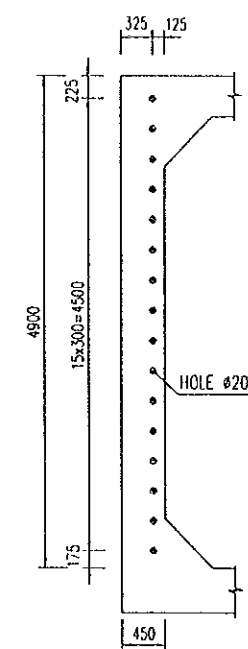
NOTES :  
1- ALL DIMENSIONS ARE IN MILLIMETER UNLESS OTHERWISE INDICATED.



PROJECT NAME	IMPLEMENTATION AGENCY	EXECUTING AGENCY	JICA STUDY TEAM	PREPARED BY	CHECKED BY	APPROVED BY	DRAWING TITLE	DWG NO.
DETAILED DESIGN OF THE CAN THO BRIDGE CONSTRUCTION PROJECT	JICA JAPAN INTERNATIONAL COOPERATION AGENCY (JICA)	SOCIALIST REPUBLIC OF VIET NAM MINISTRY OF TRANSPORT (MOT) MY THUAN PROJECT MANAGEMENT UNIT	(NK) NIPPON KOEI CO.,LTD.	K. Nemoto	K. Nakai	K. Enomoto	REINFORCEMENT OF WING WALL TYPE III STATION 4 + 640 - SHEET 2	P1/BC/0620
				DATE: 20/9/2000	DATE: 29/9/2000	DATE: 3/10/2000		

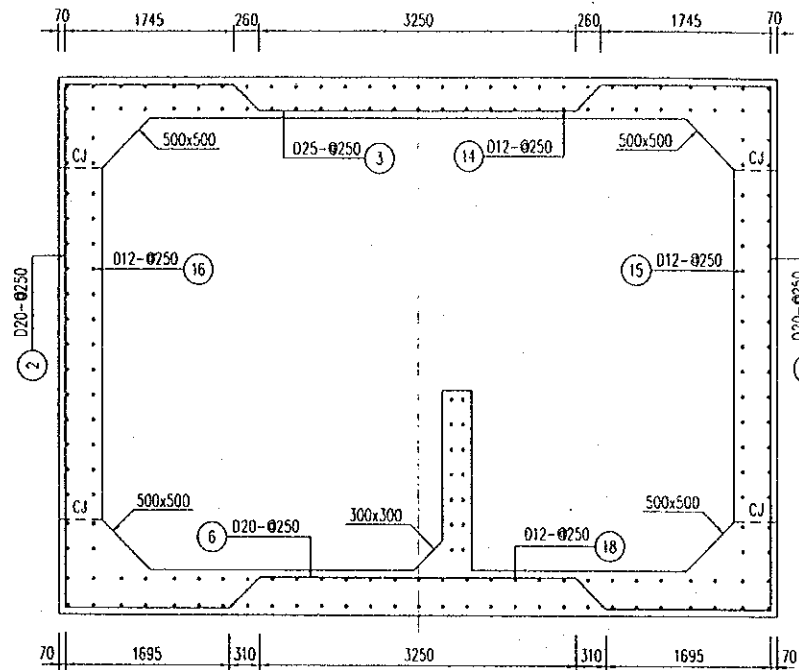
### POSITION OF HOLE

(SCALE 1:75)



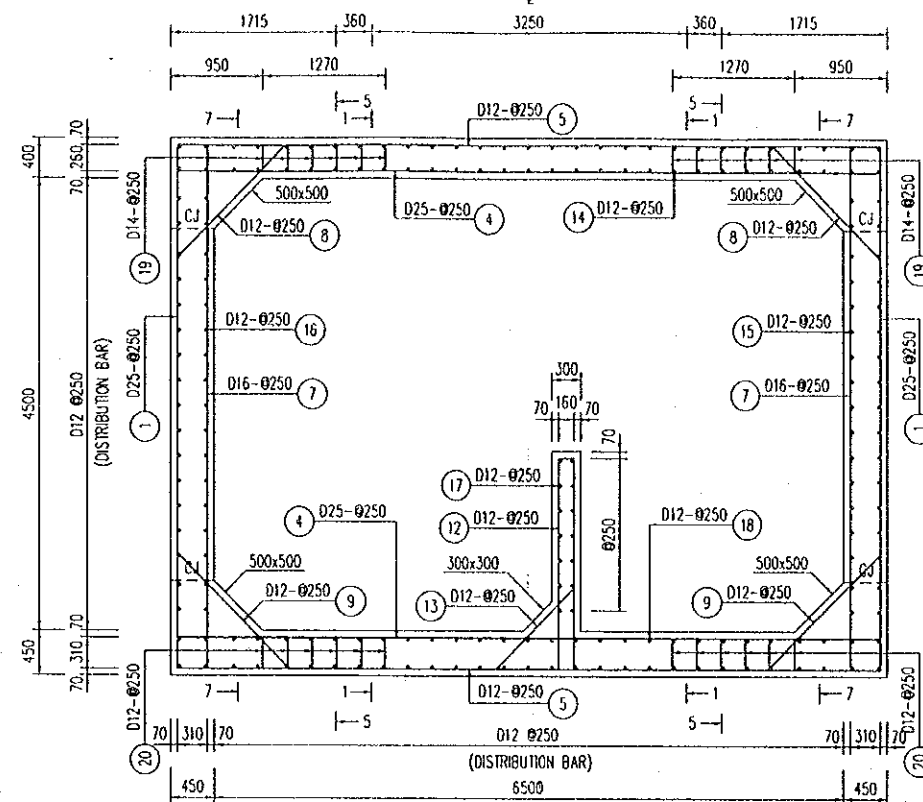
### SECTION B - B

(SCALE 1:75)



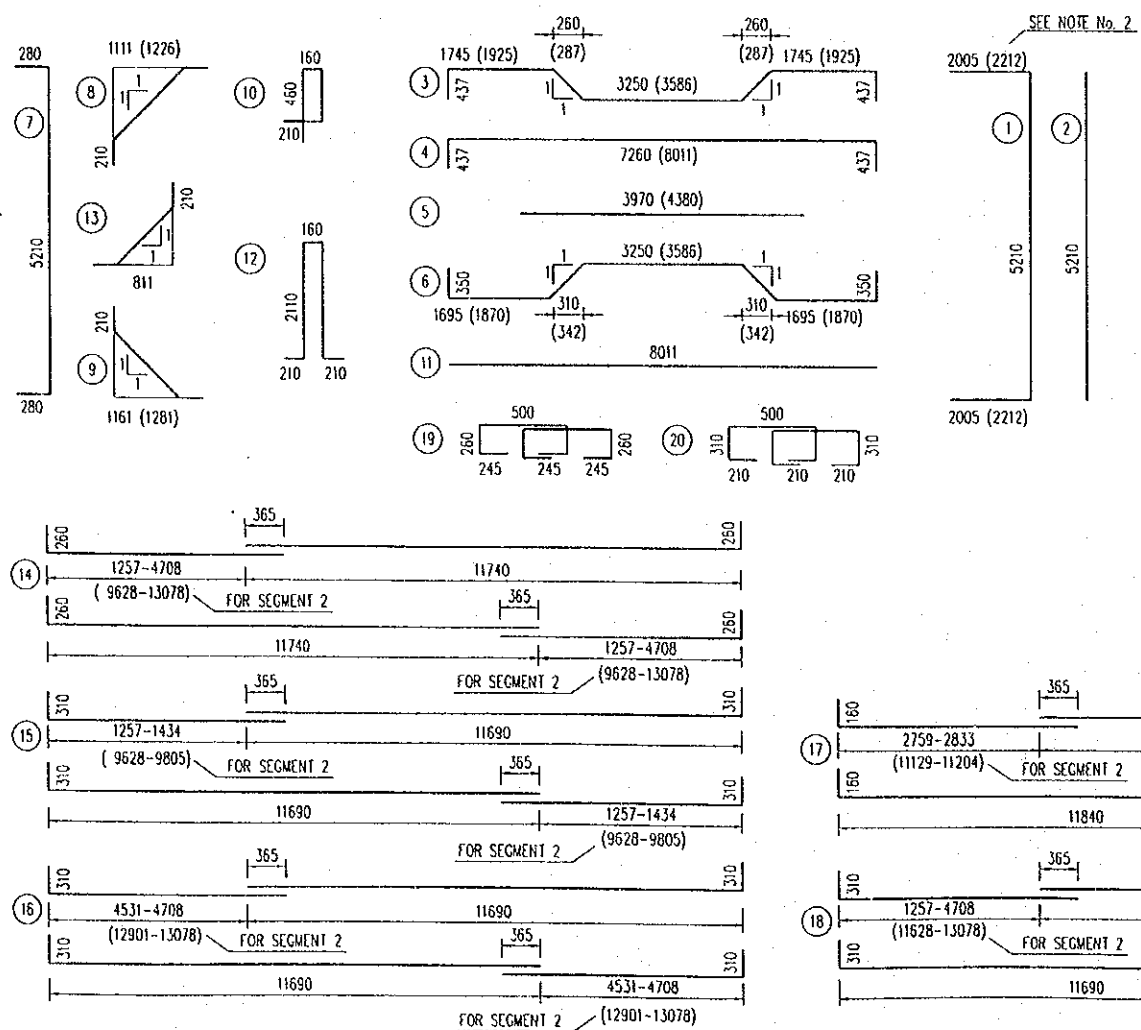
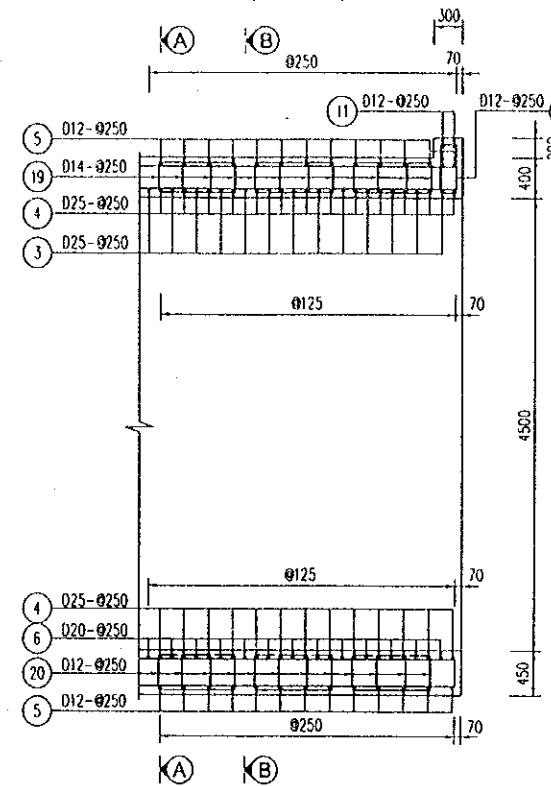
### SECTION A - A

(SCALE 1:75)



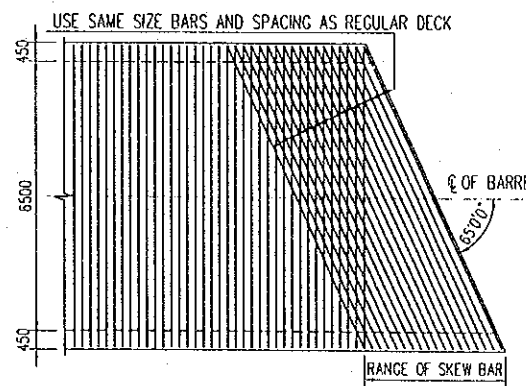
### THE END OF BARREL

(SCALE 1:75)



### PART PLAN

(NOT TO SCALE)



### QUANTITIES TABLE

SYMBOL OF BAR	UNIT LENGTH		SPACE OF BAR	DIAMETER OF BAR	NUMBER OF BAR		UNIT WEIGHT (kg/m)	TOTAL LENGTH		TOTAL WEIGHT	
	SEGMENT 1 (mm)	SEGMENT 2 (mm)			SEGMENT 1	SEGMENT 2		SEGMENT 1 (m)	SEGMENT 2 (m)	SEGMENT 1 (kg)	SEGMENT 2 (kg)
1	a	9220	250	25	108	176	3.853	995.76	1622.72	3837.0	6252.9
	b	9635	250	25	15	15	3.853	144.52	144.52	556.9	556.9
2	a	5210	250	20	106	174	2.466	552.26	906.54	1362.0	2235.7
	b	8349	250	25	53	87	3.853	442.50	726.40	1705.2	2739.1
3	a	9045	250	25	14	14	3.853	126.64	126.64	488.0	488.0
	b	8134	250	25	108	176	3.853	878.47	1431.58	3385.1	5516.4
4	a	8885	250	25	15	15	3.853	133.28	133.28	513.5	513.5
	b	3970	250	12	108	176	0.888	428.76	698.72	380.7	620.3
5	a	4380	250	12	30	30	0.888	131.40	131.40	116.7	116.7
	b	8217	250	20	53	87	2.466	435.49	714.86	1074.0	1763.0
6	a	8903	250	20	14	14	2.466	124.64	124.64	307.4	307.4
	b	5770	250	16	123	191	1.998	709.71	1102.07	1120.2	1739.4
7	a	1991	250	12	108	176	0.888	215.05	350.45	190.9	311.1
	b	2154	250	12	15	15	0.888	32.31	32.31	28.7	28.7
8	a	2062	250	12	108	176	0.888	222.69	362.90	197.7	322.2
	b	2232	250	12	15	15	0.888	33.47	33.47	29.7	29.7
9	a	1660	250	12	30	30	0.888	49.80	49.80	44.2	44.2
	b	8011	250	12	2	2	0.888	16.02	16.02	14.2	14.2
10	a	4800	250	12	60	94	0.888	288.00	451.20	255.7	400.6
	b	1567	250	12	60	94	0.888	94.02	147.29	83.5	130.8
11	a	15868	250	12	60	60	0.888	952.05	1432.38	845.2	1271.7
	b	14331	250	12	36	36	0.888	515.90	804.11	458.0	713.9
12	a	17605	250	12	36	36	0.888	633.76	921.94	562.7	818.5
	b	15481	250	12	14	14	0.888	216.73	328.81	192.4	291.9
13	a	15968	250	12	60	60	0.888	958.05	1401.18	850.6	1244.0
	b	1510	250	14	302	470	1.208	456.02	709.70	551.1	857.6
14	a	1540	250	12	302	470	0.888	465.08	723.80	412.9	642.6
	TOTAL FOR SEGMENT 1		CONCRETE : 173.22 M3		REINFORCEMENT : 19564.0 KG						
TOTAL FOR SEGMENT 2		CONCRETE : 268.85 M3		REINFORCEMENT : 30030.9 KG							
TOTAL FOR THE WHOLE OF CULVERT		CONCRETE : 442.08 M3		REINFORCEMENT : 49594.9 KG							

### NOTES:

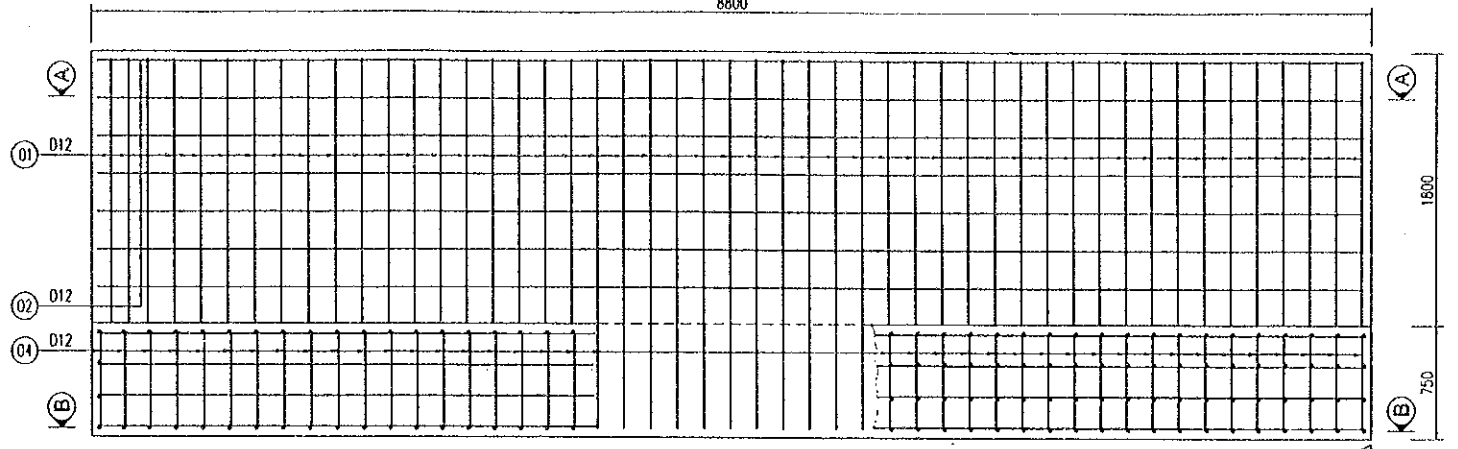
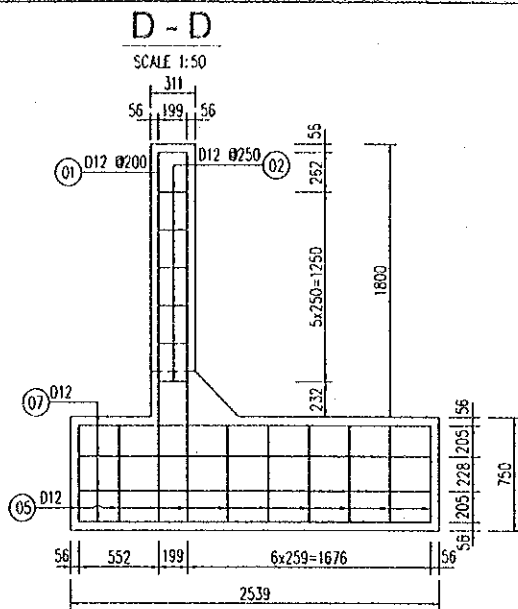
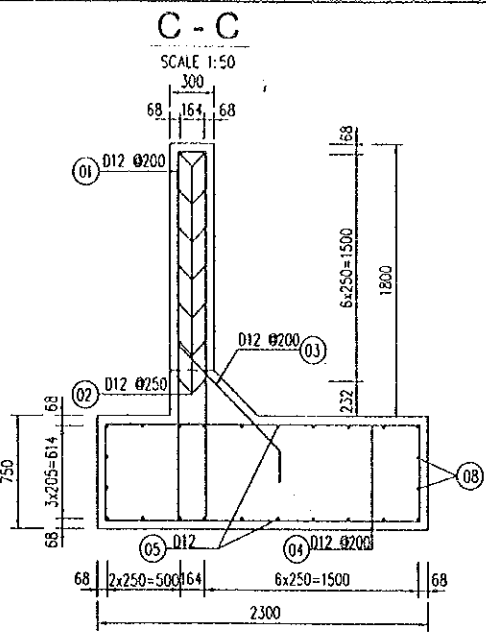
- 1- ALL DIMENSIONS ARE IN MILLIMETER UNLESS OTHERWISE INDICATED.
- 2- THE VALUE IN PARENTHESIS ARE USED FOR SKEW BARS AT THE ENDS OF CULVERT.
- 3- THE SKEW BARS ARE NOTATED BY CHARACTER "b" IN THE QUANTITIES TABLE.
- 4- DIRECTION OF CULVERT AND LENGTH OF SEGMENT SEE GENERAL VIEW DRAWING.

PROJECT NAME	IMPLEMENTATION AGENCY	EXECUTING AGENCY	JICA STUDY TEAM	PREPARED BY	CHECKED BY	APPROVED BY	DRAWING TITLE	DWG NO.
DETAILED DESIGN OF THE CAN THO BRIDGE CONSTRUCTION PROJECT	JICA JAPAN INTERNATIONAL COOPERATION AGENCY (JICA)	SOCIALIST REPUBLIC OF VIET NAM MINISTRY OF TRANSPORT (MOT) MY THUAN PROJECT MANAGEMENT UNIT	(NK) NIPPON KOEI CO.,LTD.	NAME: K. Nemoto SIGNATURE: <i>K. Nemoto</i> DATE: 20/9/2000	NAME: K. Nakai SIGNATURE: <i>K. Nakai</i> DATE: 29/9/2000	NAME: K. Enomoto SIGNATURE: <i>K. Enomoto</i> DATE: 5/10/2000	REINFORCEMENT OF CULVERT STATION 4+640	P1/BC/0630

D:\project\CANTHO 2-9-2000\P1-DRAINAGE SYSTEM\P1-BC-0640.dwg Thu Aug 31 09:59:37 2000 TRAN TRONG AN

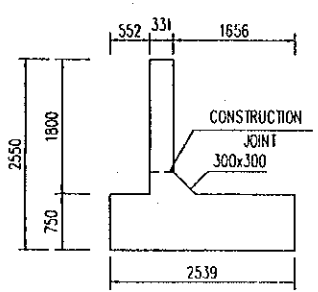
# REINFORCEMENT OF RETAINING WALL

SCALE 1:50

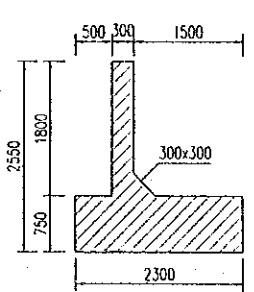


## RETAINING WALL

SCALE 1:100

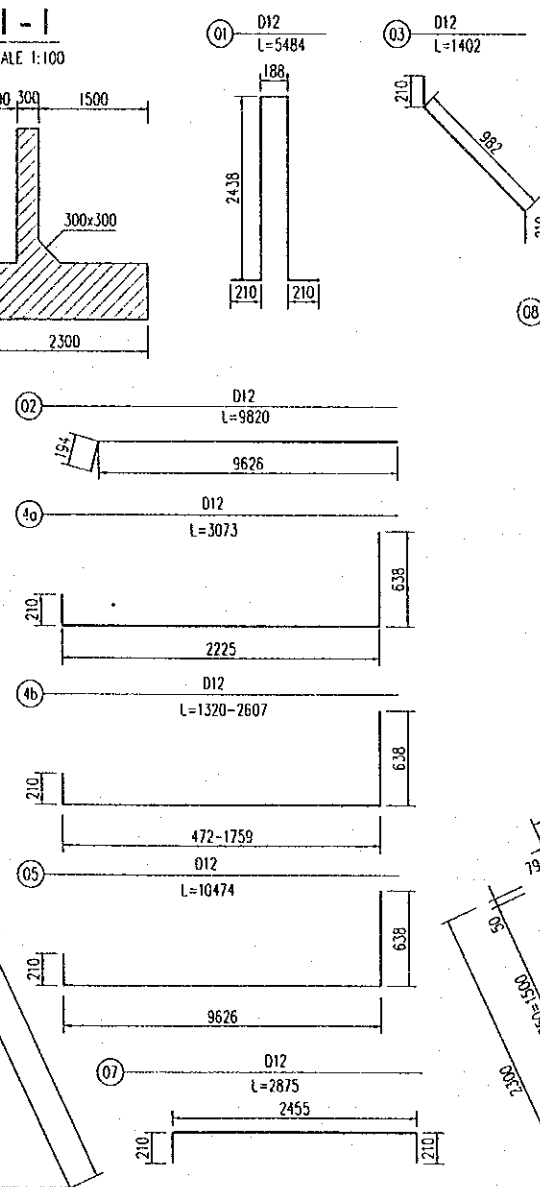
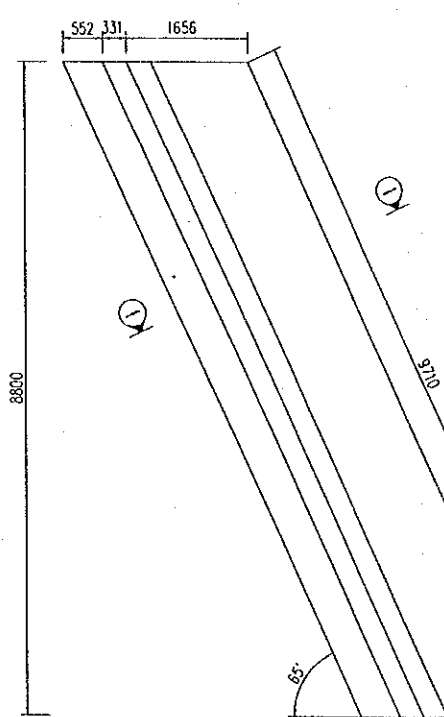


SCALE 1:100



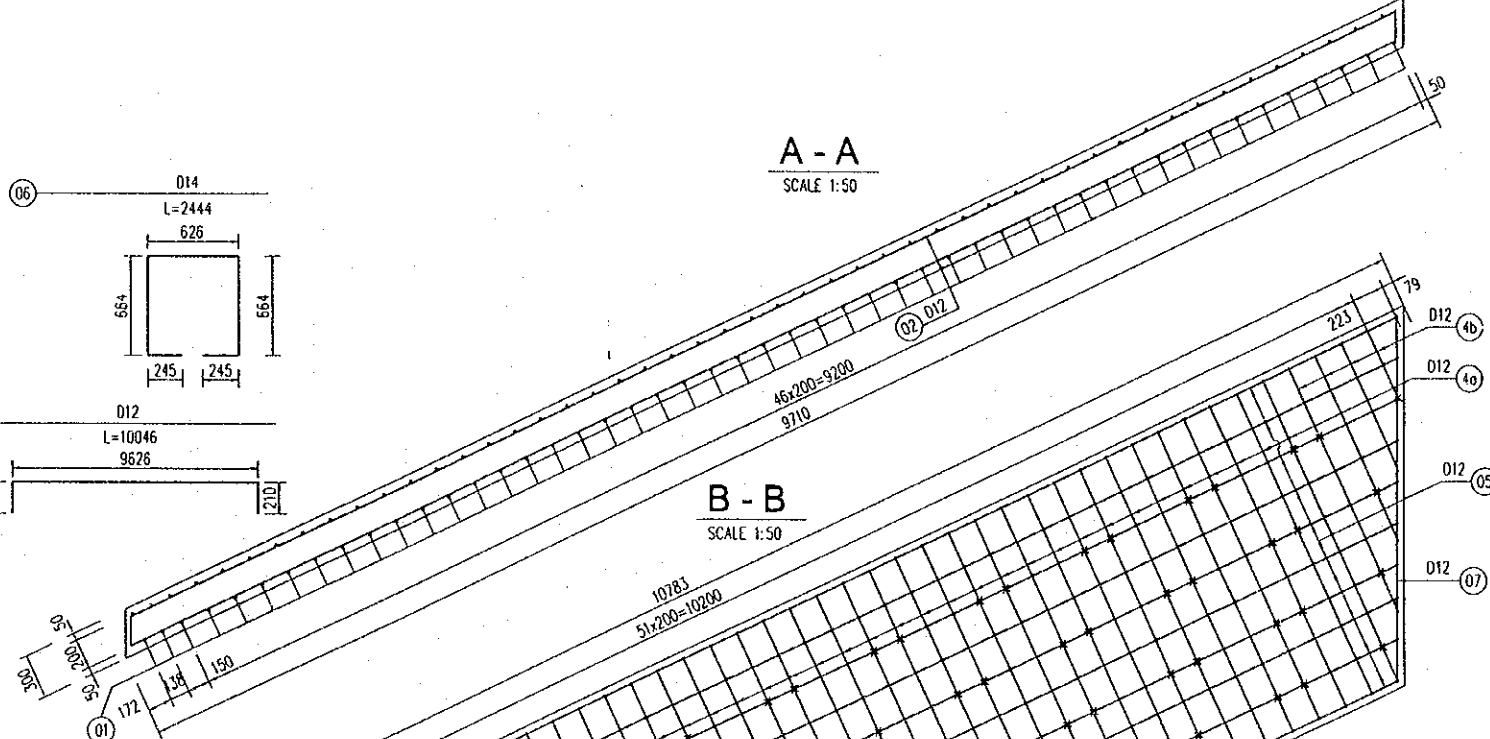
## PLAN

SCALE 1:100



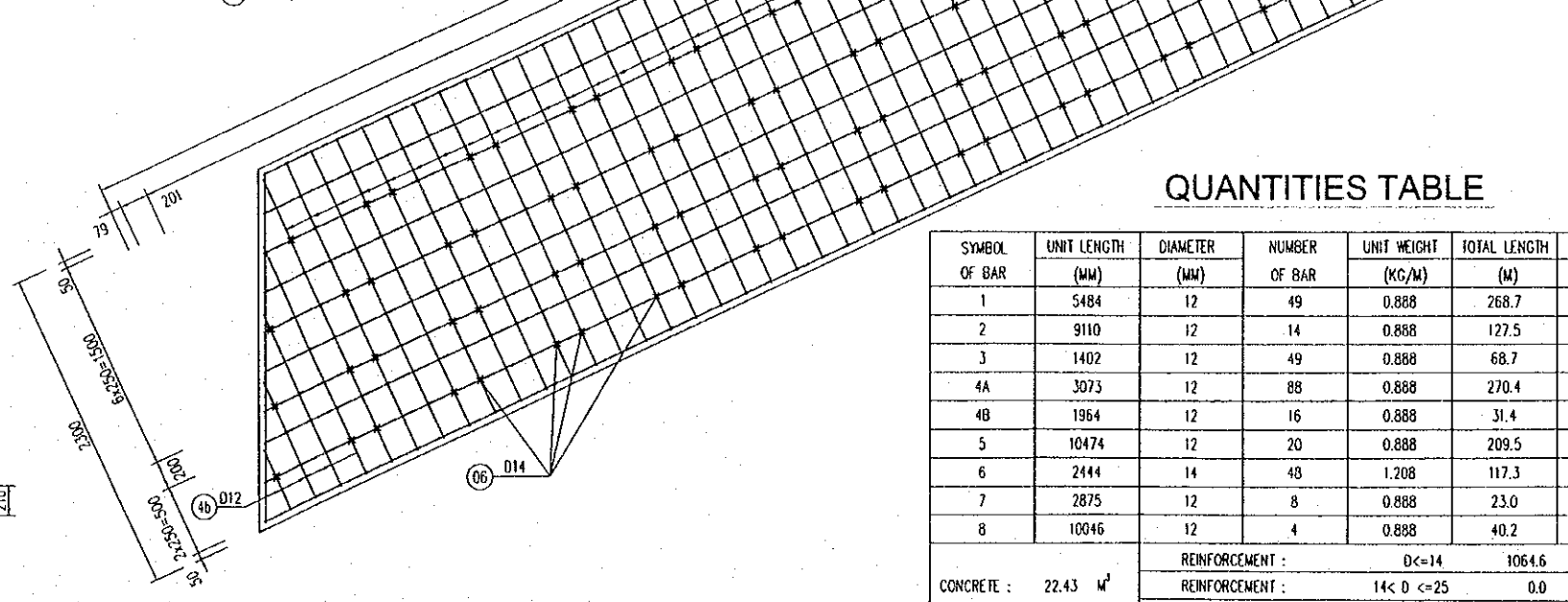
## A-A

SCALE 1:50



## B-B

SCALE 1:50



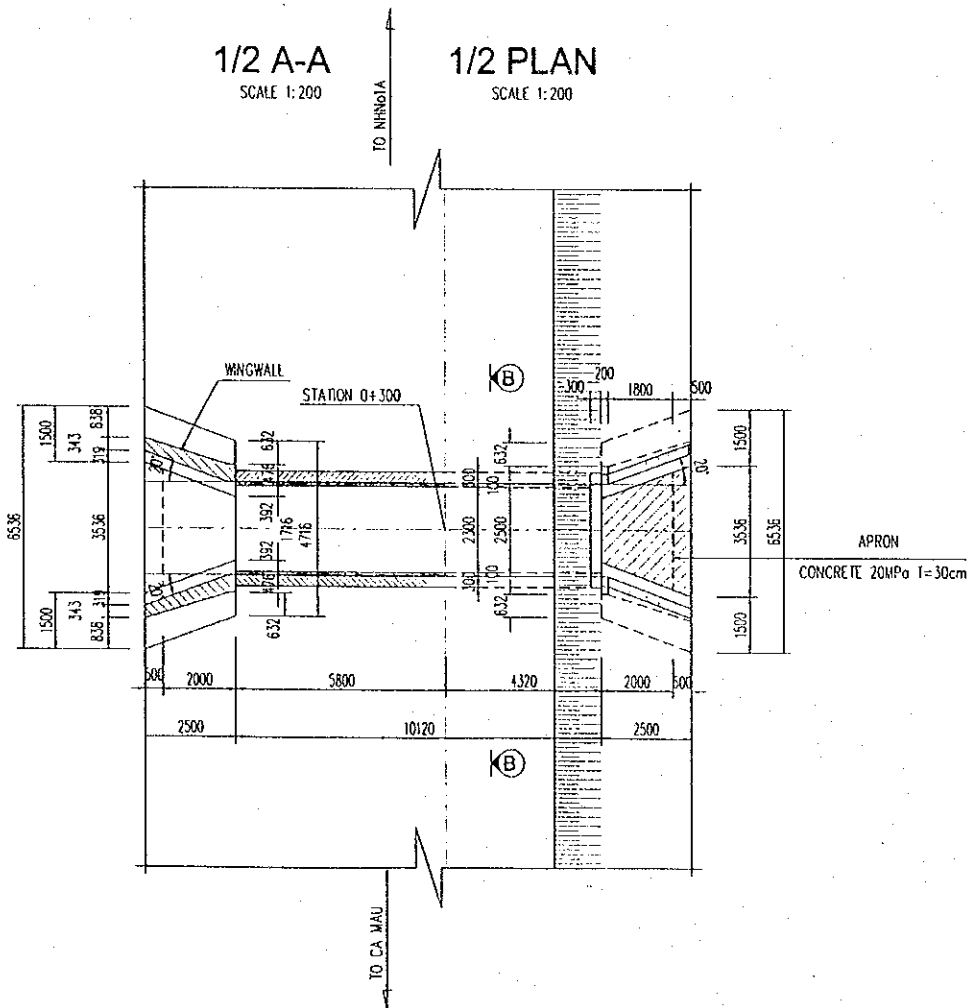
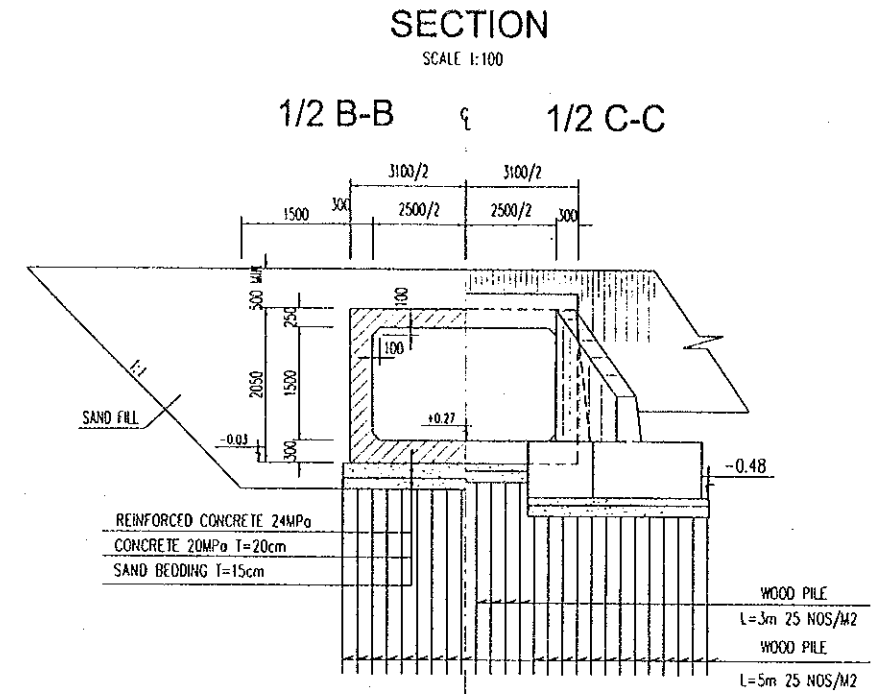
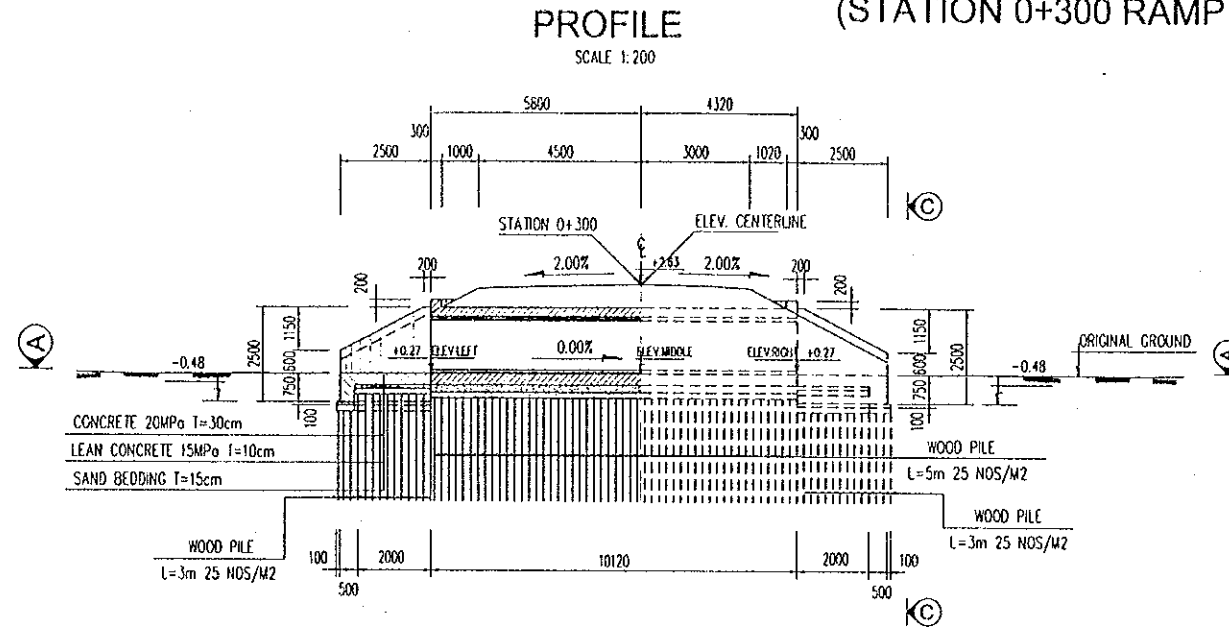
## QUANTITIES TABLE

SYMBOL OF BAR	UNIT LENGTH (MM)	DIAMETER (MM)	NUMBER OF BAR	UNIT WEIGHT (KG/M)	TOTAL LENGTH (M)	TOTAL WEIGHT (KG)
1	5484	12	49	0.888	268.7	238.6
2	9110	12	14	0.888	127.5	113.2
3	1402	12	49	0.888	68.7	61.0
4A	3073	12	88	0.888	270.4	240.1
4B	1964	12	16	0.888	31.4	27.9
5	10474	12	20	0.888	209.5	186.0
6	2444	14	48	1.208	117.3	141.8
7	2875	12	8	0.888	23.0	20.4
8	10046	12	4	0.888	40.2	35.7
CONCRETE :				22.43 m <sup>3</sup>		
REINFORCEMENT :				D<=14	1064.6	KG
REINFORCEMENT :				14< D <=25	0.0	KG
TOTAL REINFORCEMENT :					1064.6	KG

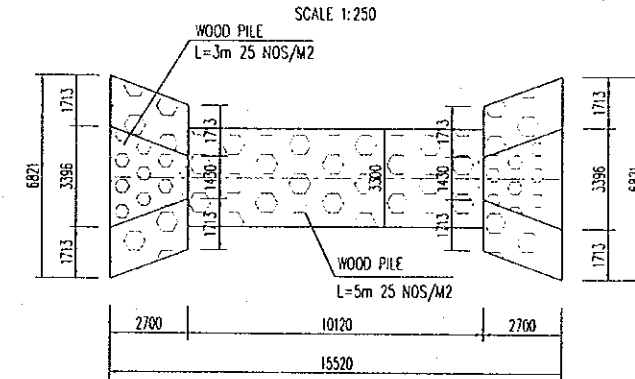
PROJECT NAME DETAILED DESIGN OF THE CANTHO BRIDGE CONSTRUCTION PROJECT	IMPLEMENTATION AGENCY JICA JAPAN INTERNATIONAL COOPERATION AGENCY (JICA)	EXECUTING AGENCY SOCIALIST REPUBLIC OF VIET NAM MINISTRY OF TRANSPORT (MOT) MY THUAN PROJECT MANAGEMENT UNIT	JICA STUDY TEAM NIPPON KOEI CO.,LTD.	PREPARED BY K. Nemoto	CHECKED BY K. Nakai	APPROVED BY K. Enomoto	DRAWING TITLE BOX CULVERT STATION 4+640 REINFORCEMENT OF RETAINING WALL DETAIL	DWG NO. P1/BC/0640
				NAME K. Nemoto	NAME K. Nakai	NAME K. Enomoto		
				SIGNATURE [Signature]	SIGNATURE [Signature]	SIGNATURE [Signature]		
				DATE 20/9/2000	DATE 29/9/2000	DATE 3/10/2000		

D:\project\CANTHO 2-9-2000\1-DRAINAGE SYSTEM\1-BC-0650.dwg Thu Aug 31 10:00:14 2000 TRAN TRONG AN

## BOX CULVERT FOR DRAINAGE (STATION 0+300 RAMP "D" INTERCHANGE 2)



**PLAN LAYOUT OF WOOD PILE**



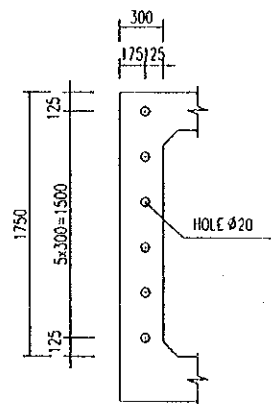
**TABLE BOX CULVERT TYPE C**

No	STATION	ELEVATION CENTERLINE	ELEVATION MIDDLE	ELEVATION LEFT	ELEVATION RIGHT
01	INTERCHANGE 2 RAMP "A" - KM 0+300	2.67	0.31	0.31	0.31
02	INTERCHANGE 2 RAMP "B" - KM 0+220	2.63	0.27	0.27	0.27
03	INTERCHANGE 2 RAMP "C" - KM 0+240	2.70	0.34	0.34	0.34
04	INTERCHANGE 2 RAMP "D" - KM 0+300	2.63	0.27	0.27	0.27

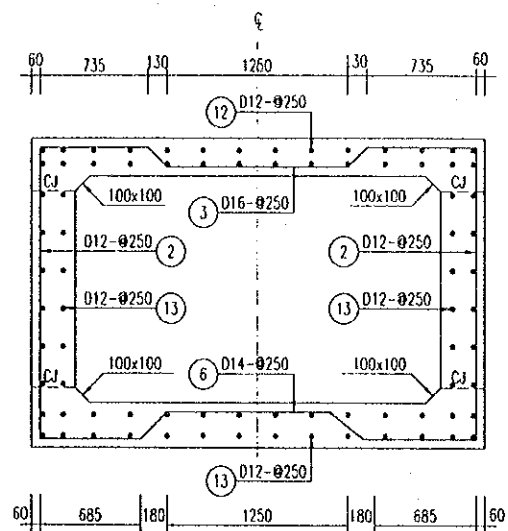
NOTES:  
 1- ALL DIMENSIONS ARE IN MILLIMETER UNLESS OTHERWISE INDICATED.  
 2- ELEVATIONS ARE IN METERS IN REFERENCE TO THE NATIONAL DATUM LEVEL.  
 3- WINGWALL IS SIMILAR TO BOX CULVERT AT STATION 0+051.30 - DRAWING No B1/BC/0060.

PROJECT NAME	IMPLEMENTATION AGENCY	EXECUTING AGENCY	JICA STUDY TEAM	PREPARED BY	CHECKED BY	APPROVED BY	DRAWING TITLE	DWG NO.
DETAILED DESIGN OF THE CAN THO BRIDGE CONSTRUCTION PROJECT	JICA JAPAN INTERNATIONAL COOPERATION AGENCY (JICA)	SOCIALIST REPUBLIC OF VIET NAM MINISTRY OF TRANSPORT (MOT) MY THUAN PROJECT MANAGEMENT UNIT	(NK) NIPPON KOEI CO.,LTD.	NAME: K. Nemoto SIGNATURE: <i>K. Nemoto</i> DATE: 20/9/2000	NAME: K. Nakai SIGNATURE: <i>K. Nakai</i> DATE: 22/9/2000	NAME: K. Enomoto SIGNATURE: <i>K. Enomoto</i> DATE: 5/10/2000	INTERCHANGE 2 GENERAL VIEW OF BOX CULVERT STATION 0+300 RAMP "D"	P1/BC/0650

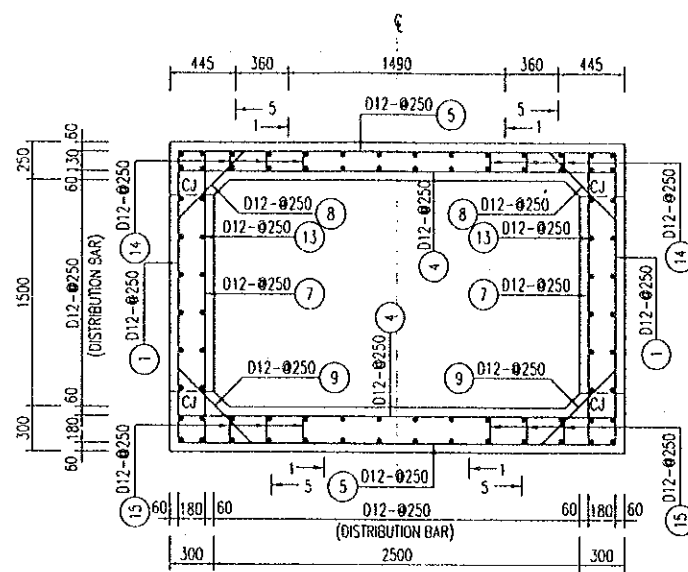
POSITION OF HOLE  
(SCALE 1:50)



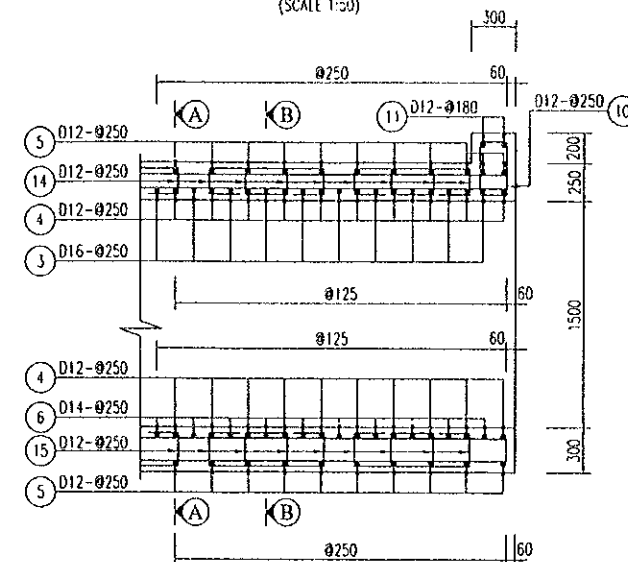
SECTION B - B  
(SCALE 1:50)



SECTION A - A  
(SCALE 1:50)



THE END OF BARREL  
(SCALE 1:50)



QUANTITIES TABLE

SYMBOL OF BAR	UNIT LENGTH (mm)	SPACE (mm)	DIAMETER (mm)	NUMBER OF BAR	UNIT WEIGHT (kg/m)	TOTAL LENGTH (m)	TOTAL WEIGHT (kg)
1	3660	250	12	82	0.888	300.12	266.5
2	1930	250	12	80	0.888	154.40	137.1
3	3648	250	16	40	1.578	145.92	230.3
4	3400	250	12	82	0.888	278.80	247.5
5	1970	250	12	82	0.888	161.54	143.4
6	5349	250	14	40	1.208	213.96	258.6
7	2350	250	12	82	0.888	192.70	171.1
8	1049	250	12	82	0.888	86.04	76.4
9	1120	250	12	82	0.888	91.84	81.5
10	1440	250	12	28	0.888	40.32	35.8
11	2980	180	12	4	0.888	11.92	10.6
12	10260	250	12	28	0.888	287.28	255.1
13	10360	250	12	52	0.888	538.72	478.3
14	1180	250	12	121	0.888	142.78	126.8
15	1280	250	12	121	0.888	154.88	137.5
TOTAL		CONCRETE : 26.94 M3				REINFORCEMENT : 2656.3 KG	

NOTES :

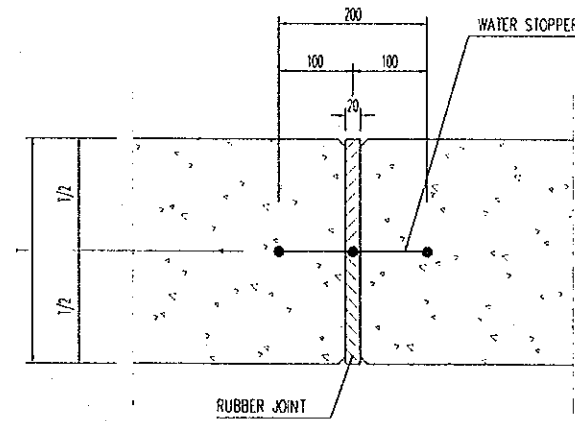
- 1- ALL DIMENSIONS ARE IN MILLIMETER UNLESS OTHERWISE INDICATED.
- 2- DIRECTION OF CULVERT AND LENGTH OF SEGMENT SEE GENERAL VIEW DRAWING.
- 3- THIS DRAWING WILL BE USE FOR BOX CULVERTS IN THE TABLE BEHIND.

No	STATION
01	INTERCHANG 2 RAMP "A" - KM 0+300
02	INTERCHANG 2 RAMP "B" - KM 0+220
03	INTERCHANG 2 RAMP "C" - KM 0+240
04	INTERCHANG 2 RAMP "D" - KM 0+300

PROJECT NAME	IMPLEMENTATION AGENCY	EXECUTING AGENCY	JICA STUDY TEAM	PREPARED BY	CHECKED BY	APPROVED BY	DRAWING TITLE	DWG NO.
DETAILED DESIGN OF THE CAN THO BRIDGE CONSTRUCTION PROJECT	JICA JAPAN INTERNATIONAL COOPERATION AGENCY (JICA)	SOCIALIST REPUBLIC OF VIET NAM MINISTRY OF TRANSPORT (MOT) MY THUAN PROJECT MANAGEMENT UNIT	NK NIPPON KOEI CO.,LTD.	NAME: K. Nemoto SIGNATURE: <i>K. Nemoto</i> DATE: 20/9/2000	NAME: K. Nakai SIGNATURE: <i>K. Nakai</i> DATE: 29/9/2000	NAME: K. Enomoto SIGNATURE: <i>K. Enomoto</i> DATE: 5/10/2000	REINFORCEMENT OF CULVERT INTERCHANG 2 RAMP "D" 0+300	P1/BC/0660

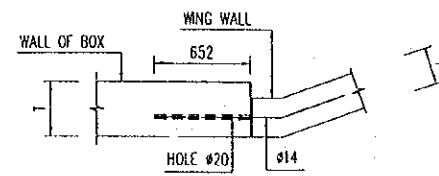
### DETAIL CONNETION JOINT

SCALE 1:10





### CONNECTION BETWEEN BOX WING WALL

SCALE : 1:50





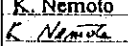

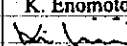
NOTE:  
- ALL DIMENSIONS ARE IN MILLIMETER UNLESS OTHERWISE INDICATED.

PROJECT NAME	IMPLEMENTATION AGENCY	EXECUTING AGENCY	JICA STUDY TEAM	PREPARED BY	CHECKED BY	APPROVED BY	DRAWING TITLE	DWG NO.
DETAILED DESIGN OF THE CAN THO BRIDGE CONSTRUCTION PROJECT	 JAPAN INTERNATIONAL COOPERATION AGENCY (JICA)	SOCIALIST REPUBLIC OF VIET NAM MINISTRY OF TRANSPORT ( MOT ) MY THUAN PROJECT MANAGEMENT UNIT	 NIPPON KOEI CO.,LTD.	NAME K. Nemoto SIGNATURE <i>K. Nemoto</i> DATE 20/9/2000	K. Nakai <i>K. Nakai</i> 29/9/2000	K. Enomoto <i>K. Enomoto</i> 5/10/2000	MISCELLANEOUS OF BOX CULVERT	P1/BC/0670

GENERAL QUANTITIES TABLE OF CULVERTS - VINH LONG

No	STATION	DIMENSION W x H (M)	LENGTH (M)	REINFORCEMENT			CONCRETE			FORM (M <sup>2</sup> )	SCAFFOLDING (M <sup>2</sup> )	SUPPORT (M <sup>2</sup> )	WOOD PILE		SAND BEDDING (M <sup>3</sup> )	CONNECTION JOINT (M)	PATH		PROTECTION SLOPE			NOTE
				D (<= 14)	14<D<= 25)	CLASS E	CLASS F	CLASS G	L = 5 M				L = 3 M	LATERITE			SAND FILL	STONE MASONRY	BASE BEDDING	PVC Pipe		
				(KG)	(KG)	(KG)	(M <sup>3</sup> )	(M <sup>3</sup> )	(100M)				(100M)	(M <sup>3</sup> )			(M <sup>3</sup> )	(M <sup>3</sup> )	(M <sup>3</sup> )	(M)		
I	MAIN ROUTE																					
1	Km 0+51.8	(F 1.5)	46.73	5360.54	403.20	50.00	38.00	2.91	791.22	86.93		141.51	5.72	18.13	(46)							NO
2	Km 0+183.7	(3.0 x 3.2)	43.79	18237.30	4389.30	303.50	52.77	12.63	973.23	528.68	412.46	313.05	45.78	46.72	41.25				61.22	35.30	5.60	
3	Km 0+369.5	(3.0 x 3.2)	52.05	21149.10	4980.90	349.82	60.31	13.59	1113.23	594.45	490.34	361.39	48.10	52.99	41.25				72.92	42.36	5.60	
4	Km 1+63.2	(5.0 x 4.5)	27.83	16190.28	21730.83	473.33	45.27	23.06	1148.48	687.58	604.84	459.82	53.95	65.97	20.55	64.18	224.63		90.93	52.47	5.60	
5	Km 1+300	(2.5 x 1.5 x 2)	26.70	12487.09	1728.40	139.53	43.56	4.67	474.08	169.82	112.54	226.71	21.11	31.43	16.53							
6	Km 1+560	(3.0 x 3.5)	26.84	12940.69	3890.65	237.80	42.16	13.86	721.11	438.12	276.99	236.45	51.40	38.65	14.35				65.12	37.67	5.60	
7	Km 2+150	(2.5 x 2.0 x 2)	26.70	14582.36	1783.60	164.46	47.91	7.38	592.51	228.92	179.29	244.28	41.75	37.66	18.03				41.49	23.55	5.60	
8	Km 2+620	(5.0 x 3.8)	29.71	14402.79	20493.87	411.08	47.71	18.59	1049.21	639.74	547.95	418.29	58.33	61.86	19.15	64.33	112.57		79.15	45.44	5.60	
9	Km 2+835	(2.5 x 2.0 x 2)	38.88	20410.70	2390.50	226.37	62.77	7.40	813.26	291.01	216.05	337.36	41.75	48.83	18.03				62.34	36.06	5.60	
10	Km 3+170	(2.5 x 1.5 x 2)	27.19	12694.64	1753.17	141.81	44.16	4.67	481.82	171.87	114.65	230.42	21.11	31.87	16.53							
11	Km 4+125	(2.5 x 1.5 x 2)	28.80	13339.40	1827.48	149.27	46.13	4.67	506.17	178.51	121.48	242.73	211.11	33.35	16.53							
12	Km 4+318	(5.0 x 4.5 x 2)	37.56	22594.30	44344.30	714.91	161.01	36.61	1812.89	712.89	1440.05	722.71	173.09	121.31	36.23				93.30	56.09	5.60	
13	Km 4+640	(6.5 x 4.5)	38.61	22167.10	41090.60	701.82	82.50	29.21	1570.69	861.71	1088.17	653.28	80.40	94.47	23.75	81.28	284.47		95.20	55.41	5.60	
	TOTAL			206556.29	150806.80	4063.71	774.26	179.25	12047.91	5590.22	5604.80	4588.00	853.60	683.24	282.18	209.78	621.67		661.66	384.35	50.40	
II	INTERCHANGE 2		451.41																			
1	Ramp "A" - Km 0+300	(2.5 x 1.5)	10.12	3468.80	633.50	42.11	12.21	3.15	158.96	101.92	37.75	64.87	9.77	9.74								
2	Ramp "B" - Km 0+220	(2.5 x 1.5)	10.12	3468.80	633.50	42.11	12.21	3.27	158.96	101.92	37.75	65.54	9.77	9.82								
3	Ramp "C" - Km 0+240	(2.5 x 1.5)	10.12	3468.80	633.50	42.11	12.21	3.27	158.96	101.92	37.75	65.54	9.77	9.82								
4	Ramp "D" - Km 0+300	(2.5 x 1.5)	10.12	3468.80	633.50	42.11	12.21	3.27	158.96	101.92	37.75	65.54	9.77	9.82								
	TOTAL		40.48	13875.20	2534.00	168.45	48.84	12.96	635.82	407.70	150.99	261.49	39.08	39.20								
	TOTAL			220431.49	153340.80	4232.16	823.10	192.21	12683.73	5997.92	5755.79	4849.49	892.68	722.44	282.18	209.78	621.67		661.66	384.35	50.40	

\\an\cantho 9-200\Drawings\PI-Vinh long side\PI-BC-0680.dwg Fri Sep 01 16:26:00 2000 DRAWN BY ANH DUNG

PROJECT NAME	IMPLEMENTATION AGENCY	EXECUTING AGENCY	JICA STUDY TEAM	PREPARED BY	CHECKED BY	APPROVED BY	DRAWING TITLE	DWG NO.
DETAILED DESIGN OF THE CAN THO BRIDGE CONSTRUCTION PROJECT	 JAPAN INTERNATIONAL COOPERATION AGENCY (JICA)	SOCIALIST REPUBLIC OF VIET NAM MINISTRY OF TRANSPORT (MOT) MY THUAN PROJECT MANAGEMENT UNIT	 NIPPON KOEI CO.,LTD.	NAME: K. Nemoto SIGNATURE:  DATE: 20/9/2000	NAME: K. Nakai SIGNATURE:  DATE: 29/9/2000	NAME: K. Enomoto SIGNATURE:  DATE: 5/10/2000	GENERAL QUANTITIES TABLE OF CULVERT	PI/BC/0680