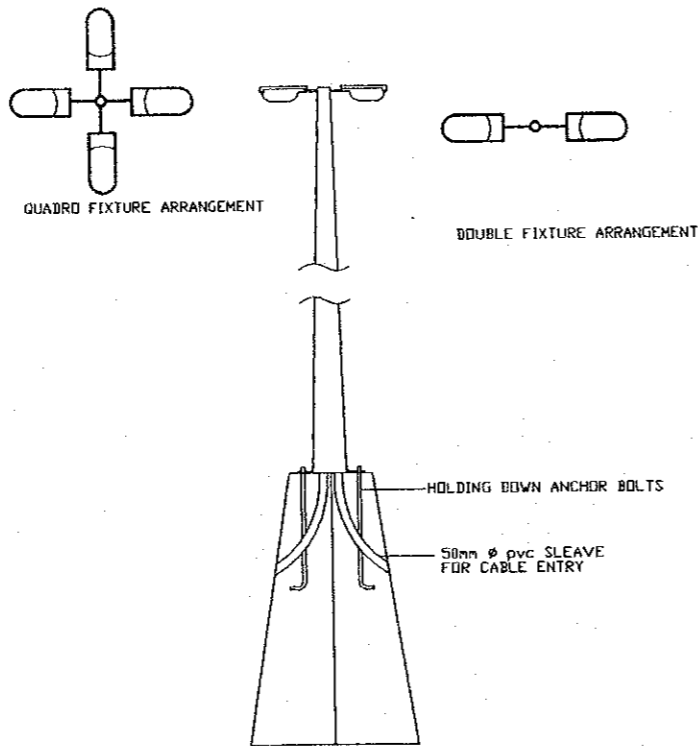


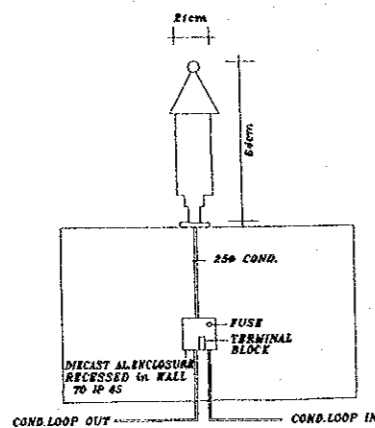
LIGHTING LEGEND:-

SYMBOL	TYPE	DESCRIPTION
⊙	PT	POLE TOP LUMINAIRE OF COPPER & CLEAR GLASS WEAR FOR 150W. GLS LAMP SIMILAR TO BOOM CAT.NO. B1947 THE POLE IS 3M HEIGHT AS BOOM CAT.NO. B 517 OR EQUAL
⊙	PT1	DITTO PT BUT ON TOP OF POLE 2.5M HEIGHT SIMILAR TO BOOM CAT.NO. B540 OR EQUAL
●	PT2	DITTO PT (LUMINAIRE) PILLAR TYPE WITH OUT POLE PARAPET MOUNTED SIMILAR TO BOOM CAT.NO. B1653 OR EQUAL
⊙	CT	DITTO PT BUT WALL BRACKET LUMINAIRE SIMILAR TO BOOM CAT.NO. B1431 OR EQUAL
⊙	G	A GROUND BURIED LUMINAIRE OF DIE CAST AL. BODY AND POLYPROPYLENE TUBE FOR RECESS AND TOUGHENED GLASS WITH 16mm THICKNESS AND AL. REFLECTOR & STAINLESS STEEL SCREWS TO IP67 AND TO HOUSE 150W. METAL HALIDE LAMP AND POSITION IS ADJUSTABLE SIMILAR TO SIMES CAT.NO. S4790 OR EQUAL
⊙	L	RECESSED LUMINAIRE IN DIE CAST AL. BODY WITH 45 DIRECTIONAL GUARD & RECESS BOX FOR COMPACT FLOURESCENT LAMP 7W. 023 SUPPLIED WITH BALLAST SIMILAR TO SIMES CAT S 4554+S 4553.12 RECESS BOX
⊙	L1	SQUARE RECESSED LUMINAIRE OF DIE CAST AL. BODY TOUGHENED GLASS DIFFUSER ASYMMETRICAL AL. REFLECTOR WITH STAINLESS STEEL SCREWS TO IP55 FOR HOUSING 170W METAL HALIDE LAMP AS SIMES CAT.NO. S4440-14+ RECESS BOX S-4633.12 OR EQUAL
⊙	L2	DITTO L1 BUT RECTANGULAR FIXTURE FOR HOUSING A COMPACT FLOURESCENT LAMP 26 W. AND TO IP55 AS SIMES CAT.NO. S 4619-14 +RECESS BOX S 4623.12 OR EQUAL
⊙	P	PILLAR LUMINAIRE OF COPPER & ANTIQUE GLASS WEAR TO HOUSE A 100W. GLS LAMP. CLASS OF PROTECTION TO IP44 SIMILAR TO BOOM CAT.NO. B1657 OR EQUAL.
⊙	P1	A POLE TOP MOUNTED LUMINAIRE OF COPPER & ANTIQUE GLASS WEAR TO HOUSE A 100W. GLS LAMP. CLASS OF PROTECTION TO IP44 SIMILAR TO BOOM CAT.NO. B1928 POLE IS OF 3 METER HEIGHT SIMILAR TO BOOM CAT.NO. B517 COMPLETE WITH UNDERAGE UNIT BOOM CAT.NO. B573 OR EQUAL
⊙	P3	LIGHTING POLE MADE OUT OF HOT DIPPED GALV. STEEL OF 6mm THICKNESS HEIGHT FOR 400w. BODY MADE OF DIECAST AL. & CURVED GLASS PROTECTION TO IP65 SIMILAR TO THORN CAT.NO. A200 ASN 400.4 (ALPHA 2000) OR EQUAL WITH 4 ARMS ARRANGEMENT & 4 LANTERNS

SYMBOL	TYPE	DESCRIPTION
◇	C	WALL LUMINAIRE OF COPPER & ANTIQUE GLASS WEAR TO HOUSE A 100 W. GLS LAMP CLASS OF PROTECTION TO IP44 SIMILAR TO BOOM CAT.NO. B1369 OR EQUAL
◇	C1	DITTO C BUT FOR PENDANT INSTALLATION TO IP20 SIMILAR TO BOOM CAT.NO. B1070 OR EQUAL
⊙	B	DIE CAST AL. BASE SANDBLASTED GLASS DIFFUSER FOR 100W. GLS LAMP TO IP65 AS SIMES S 6631 OR EQUAL
●	S	100W. REFLECTOR LAMP CONCRETE RECESSED SPOT LIGHT BODY OF EXTRUDED ALUMINIUM



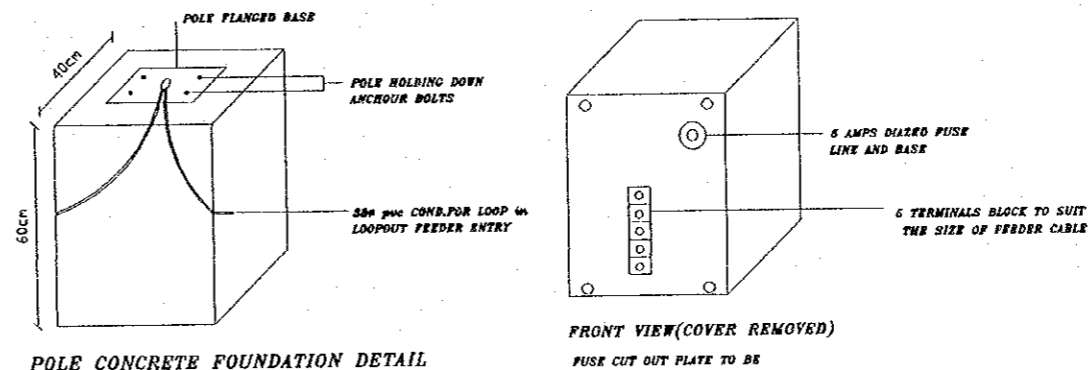
CONCRETE FOUNDATION DETAILS FOR LIGHTING COLUMNS 10 & 12M.



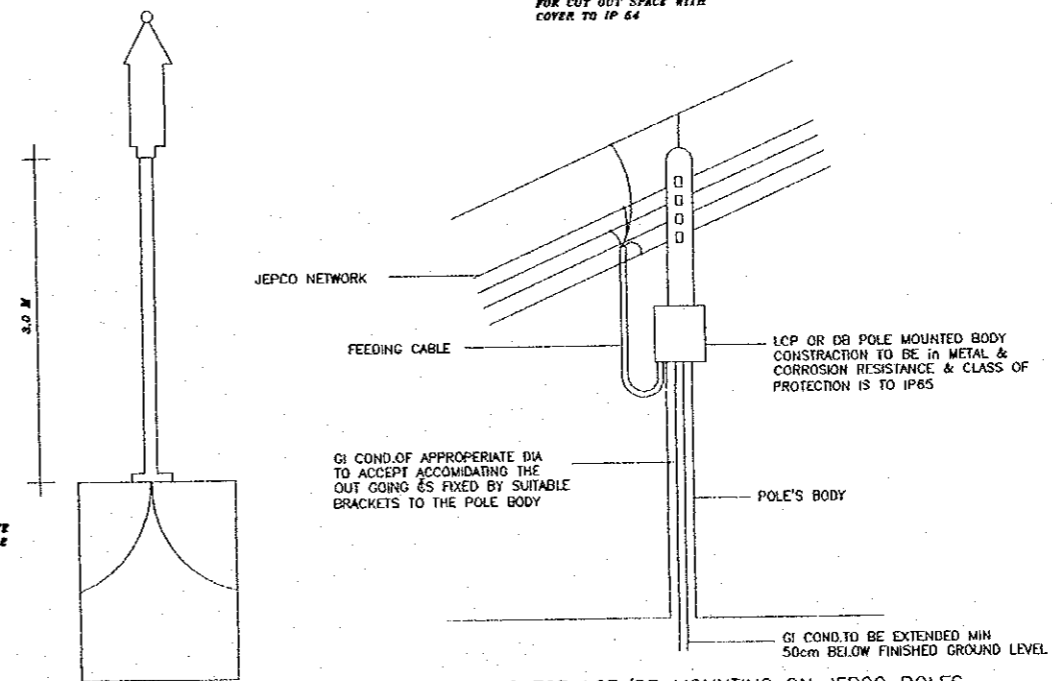
WALL MOUNTED LUMINAIRE DETAIL (P OR PT2)

POWER AND SWITCHING DEVICES LEGEND:-

SYMBOL	DESCRIPTION
⊙	10 A. ONE WAY ONE GANG LIGHT SWITCH
⊙	DITTO BUT TWO GANG
⊙	10 A. TWO WAY ONE GANG SWITCH
⊙	OUT LET FOR ELECTRIC WATER HEATER
⊙	20 AMPS DOUBLE POLE SWITCH WITH LED INDICATION LAMP
⊙	13 A SWITCHED SOCKET OUT LET ONE GANG
⊙	DITTO BUT DUPLEX
⊙	DITTO BUT WEATHER PROOF
⊙	DISTRIBUTION BOARD LIGHTING CONTROL PANEL
⊙	MAIN DISTRIBUTION AND METERING BOARD
⊙	EARTHING PIT
⊙	RECESSED OR UNDER GROUND DUCT OF Ø AS INDICATED
⊙	PHOTOCELL CONTROLLER
⊙	CONTACTOR
⊙	KWH METER
⊙	MCB OR MCCB NUMBER OF DASHES TO INDICATE NUMBER OF POLES WITH RATINGS AS INDICATED AND I.C. OF 10 K.A. MIN.



POLE CONCRETE FOUNDATION DETAIL



DETAILS FOR LCP/DB MOUNTING ON JEPCO POLES

POLE MOUNTED DETAIL (P1 OR PT OR PT1)

Tourism Sector Development Project in the Hashemite Kingdom of Jordan

The Government of the Hashemite Kingdom of Jordan
The Ministry of Tourism and Antiquities
The Ministry of Planning

Sub-Project:
Historic Old Salt Development

Note:
This detailed design has been executed by a team of consultants as shown below in accordance with the agreement between Japan International Cooperation Agency (JICA) and JICA Study Team.
The copyright of this drawing rests with JICA.
ALL MEASUREMENTS ARE IN CENTIMETERS.
DO NOT SCALE DRAWINGS.
FOR PATTERNED TRUNG REFER TO DETAIL.
FOR HAND RAIL REFER TO DETAIL.

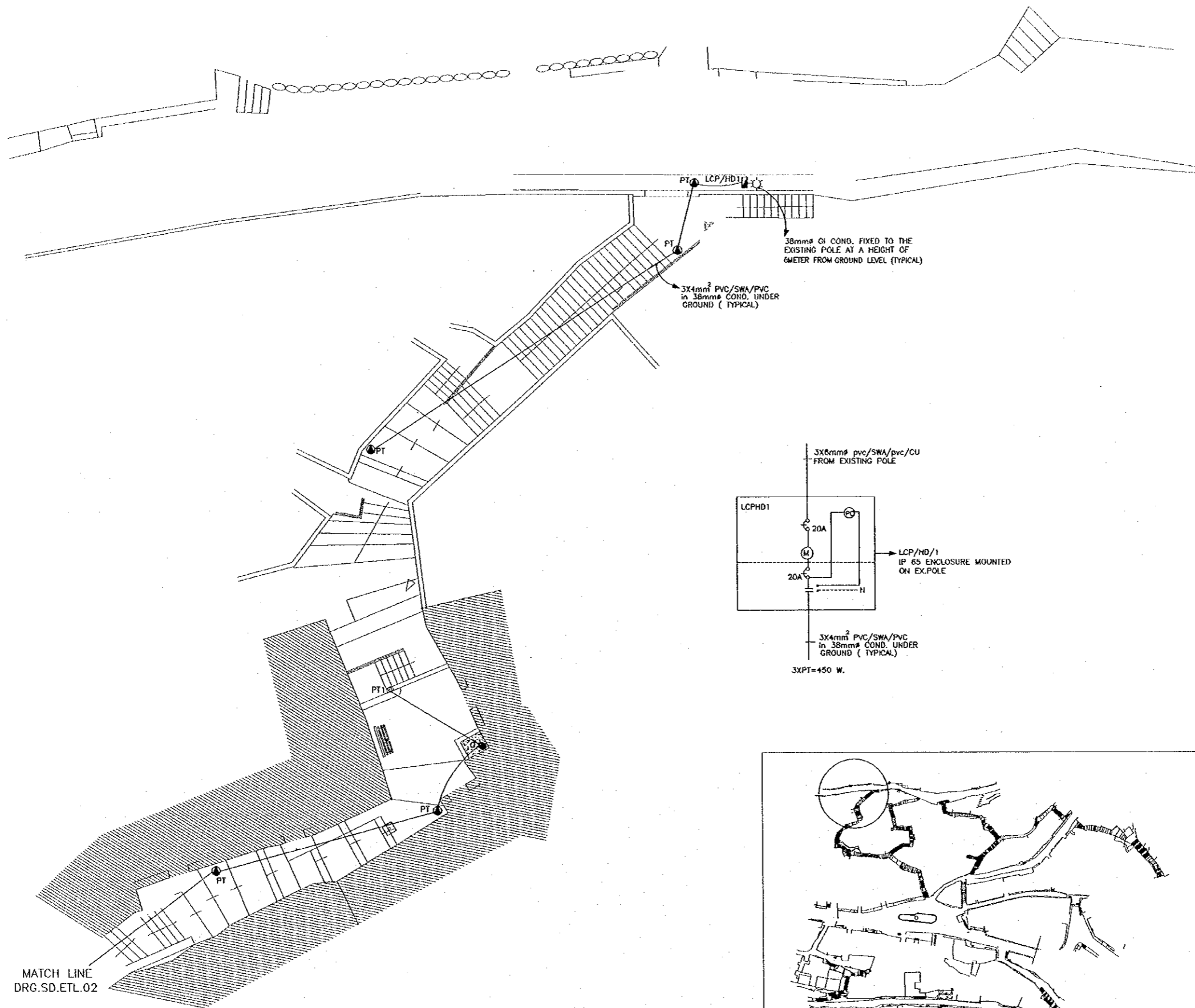
Designed by:
Japan International Cooperation Agency (JICA)
JICA Study Team:
Joint Venture of Pacific Consultants International and Yamasita Sekkei Inc.

Subcontracted Local Consultant:
TIBAH Consultants
Architects, Engineers

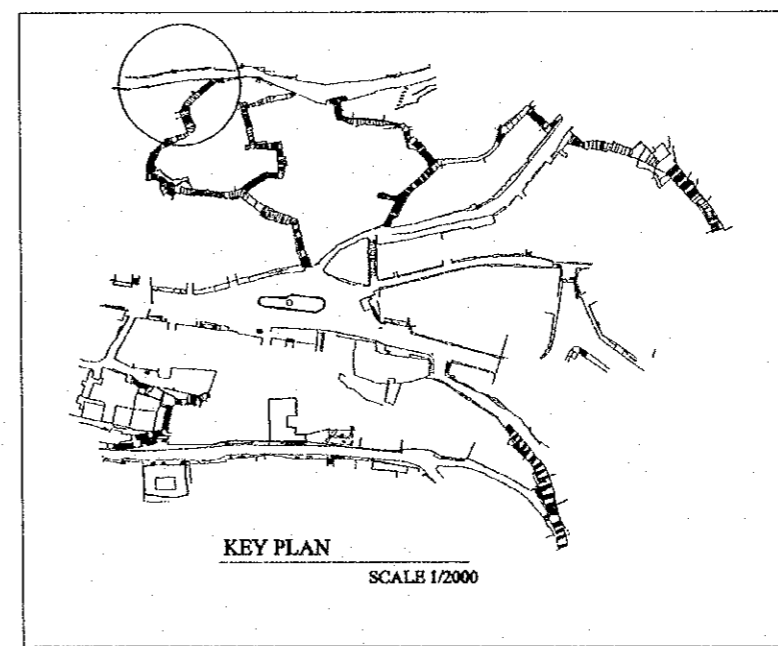
DATE: JUNE-10 / 2000

Drawing Title:
ELECTRICAL LEGEND AND DETAILS

Scale: NTS. Drawing No.: SD.EG-01



MATCH LINE
DRG.SD.ETL.02



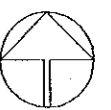
Tourism Sector Development Project
in the Hashemite Kingdom of Jordan

The Government of
the Hashemite Kingdom of Jordan
The Ministry of Tourism and Antiquities
The Ministry of Planning

Sub-Project:
Historic Old Salt Development

Note:
This detailed design has been executed by a team
of consultants as shown below in accordance with
the agreement between Japan International
Cooperation Agency (JICA) and JICA Study
Team.

The copyright of this drawing rests with JICA.
ALL MEASUREMENTS ARE IN CENTIMETERS.
DO NOT SCALE DRAWINGS.
FOR PATTERNED TILING REFER TO DETAIL.
FOR HAND RAIL REFER TO DETAIL.



Designed by:
Japan International Cooperation
Agency (JICA)

JICA Study Team:
Joint Venture of
Pacific Consultants International and
Yamasita Sekkei Inc.

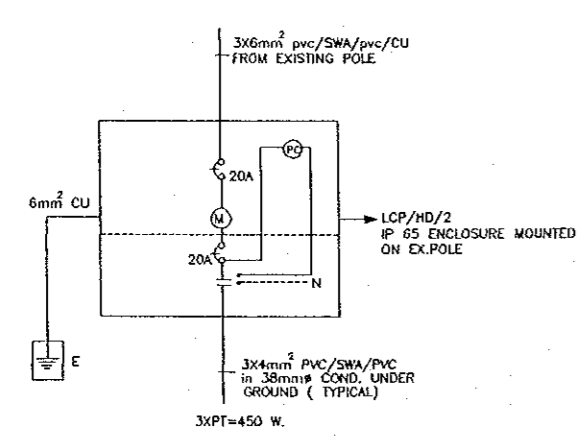
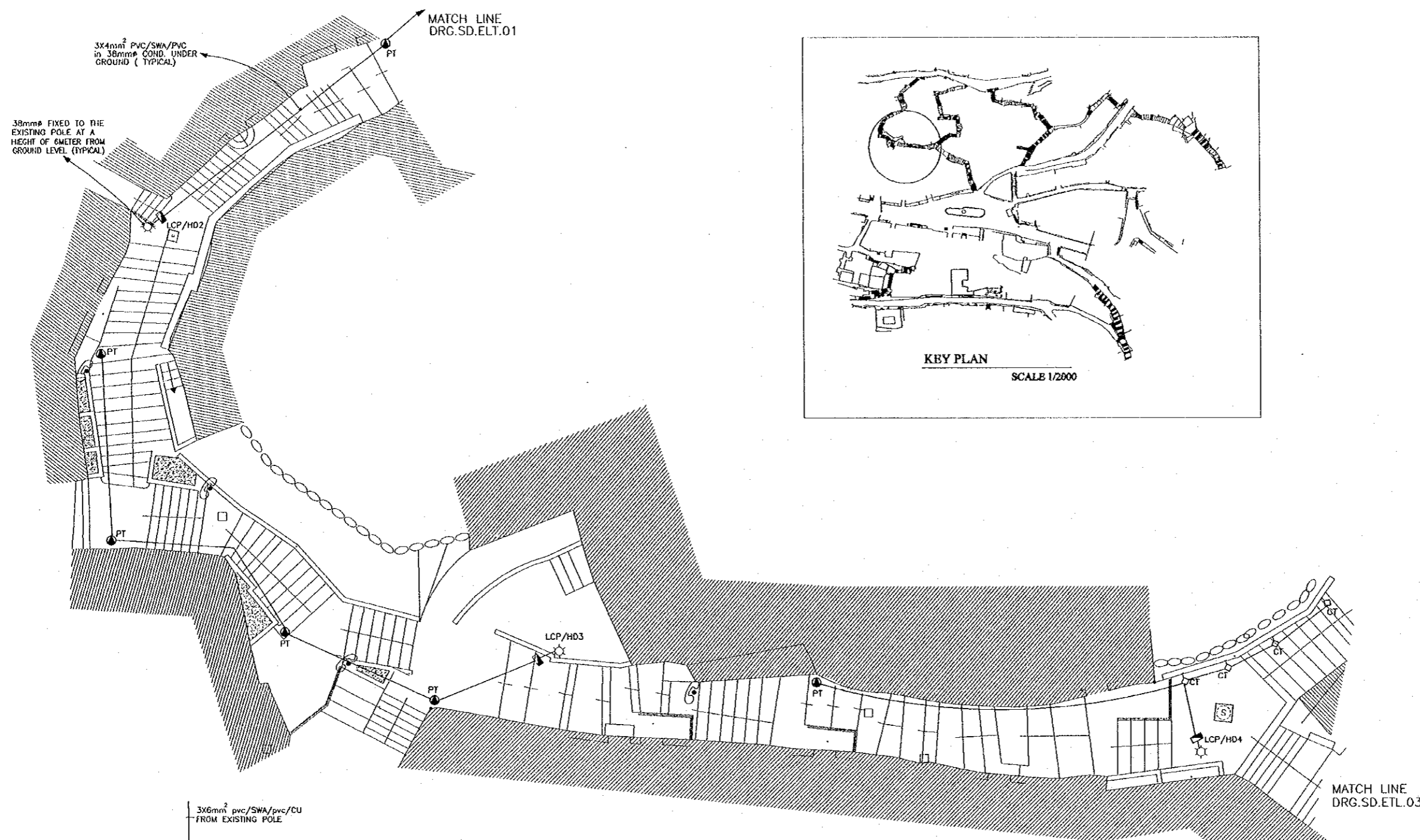
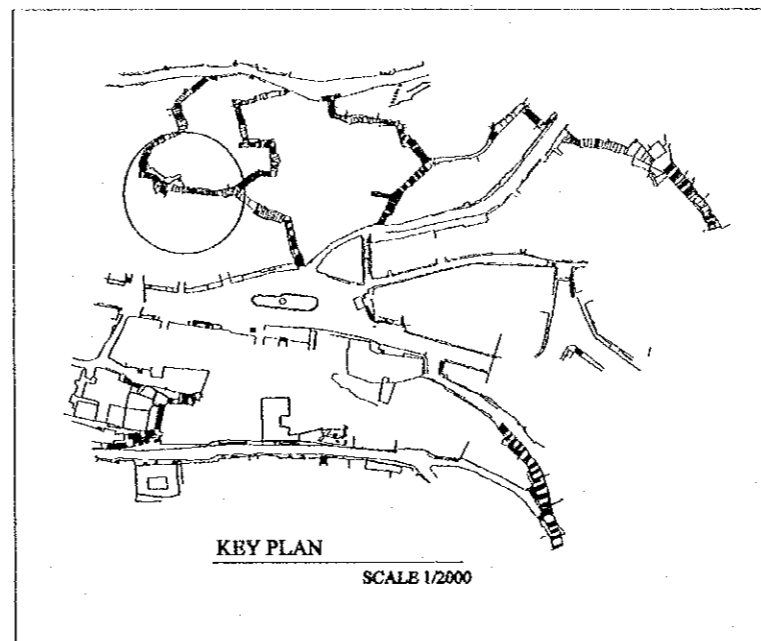
Subcontracted Local Consultant:
TIBAH Consultants
Architects, Engineers
مهندسين معماريين ومهندسين كهربائيين

DATE: JUNE-10 / 2000

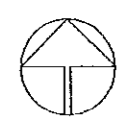
Tourist Trails
HADDADIN STAIRWAY -3B
LIGHTING LAYOUT

Scale: 1:100
Drawing No.: SD.ET-01

Note:
This detailed design has been executed by a team of consultants as shown below in accordance with the agreement between Japan International Cooperation Agency (JICA) and JICA Study Team.
The copyright of this drawing rests with JICA. ALL MEASUREMENTS ARE IN CENTIMETERS. DO NOT SCALE DRAWINGS. FOR PATTERNED TILING REFER TO DETAIL. FOR HAND RAIL REFER TO DETAIL.



LCP/HD2 - HD3 - HD4 (TYPICAL)
LOADS:-
HD2 - 2PT+1PT1+1G= 600 W.
HD3 - 4PT = 600 W.



Designed by:
Japan International Cooperation Agency (JICA)

JICA Study Team:
Joint Venture of
Pacific Consultants International and
Yamasa Sekkei Inc.

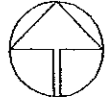
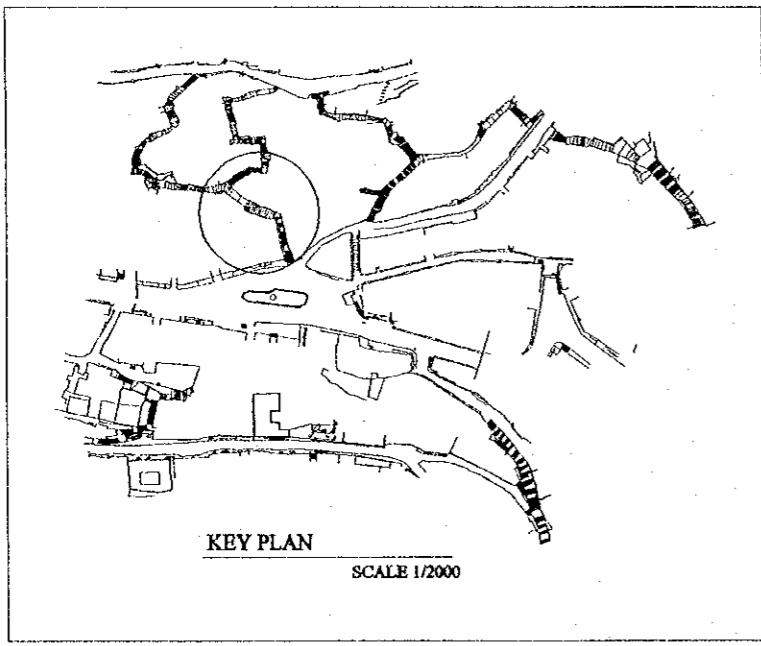
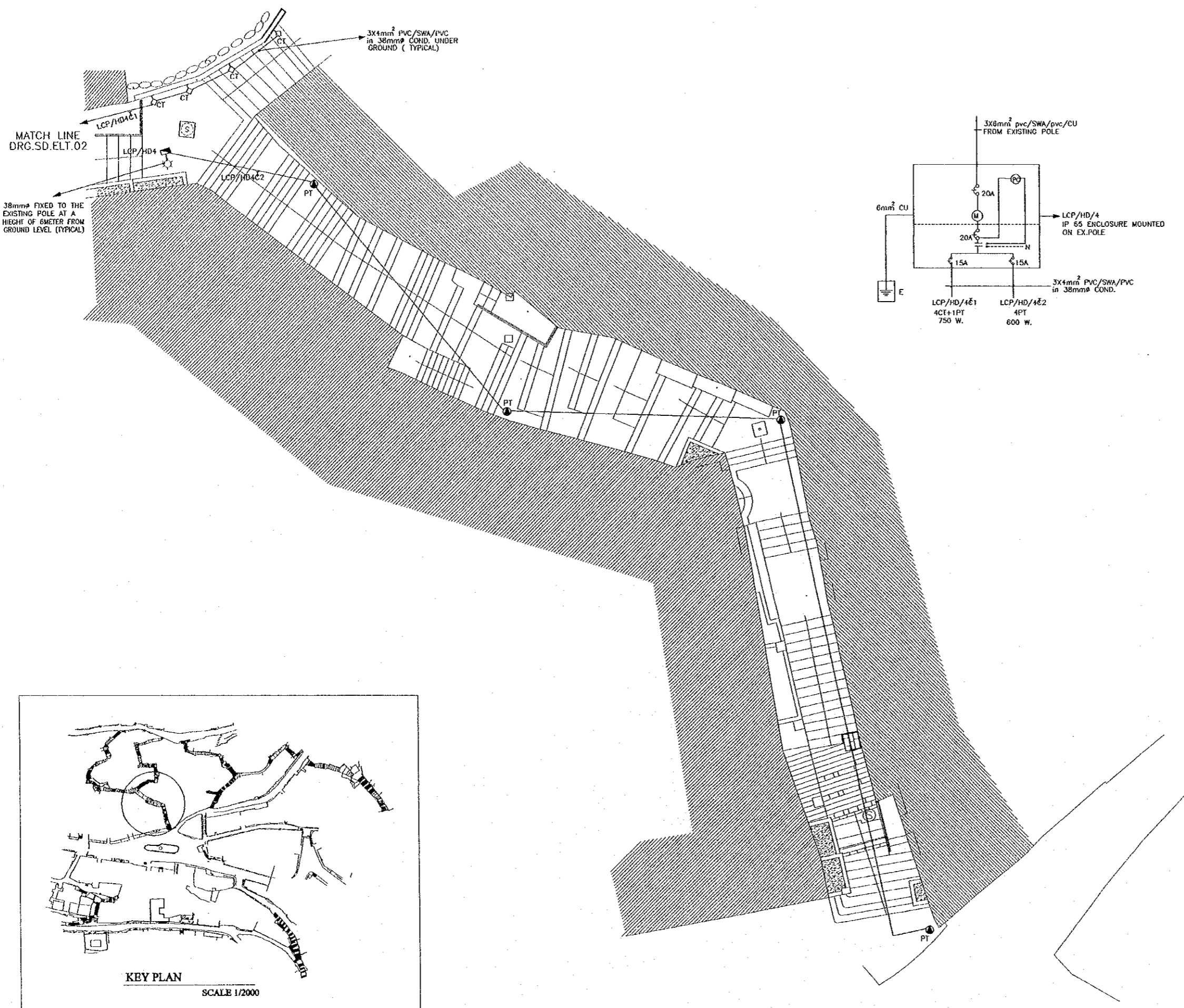
Subcontracted Local Consultant:
TIBAH Consultants
Architects, Engineers
مهندسين معماريين ومهندسين كهربائيين

DATE: JUNE-10/2000

Drawing Title:
**HADDADIN STAIRWAY -3/A
LIGHTING LAYOUT**

Scale: 1:100
Drawing No.: SD.ET-02

Note:
This detailed design has been executed by a team of consultants as shown below in accordance with the agreement between Japan International Cooperation Agency (JICA) and JICA Study Team.
The copyright of this drawing rests with JICA. ALL MEASUREMENTS ARE IN CENTIMETERS. DO NOT SCALE DRAWINGS. FOR PATTERNED TILING REFER TO DETAIL. FOR HAND RAIL REFER TO DETAIL.



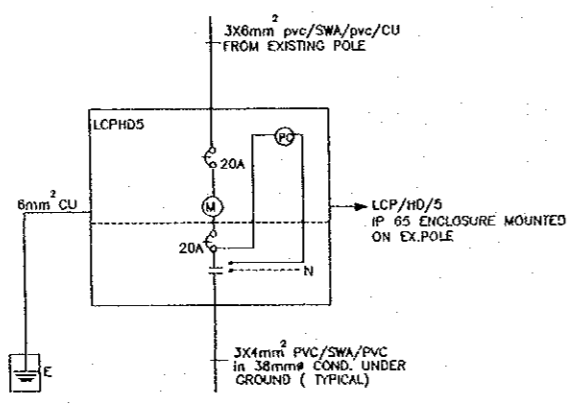
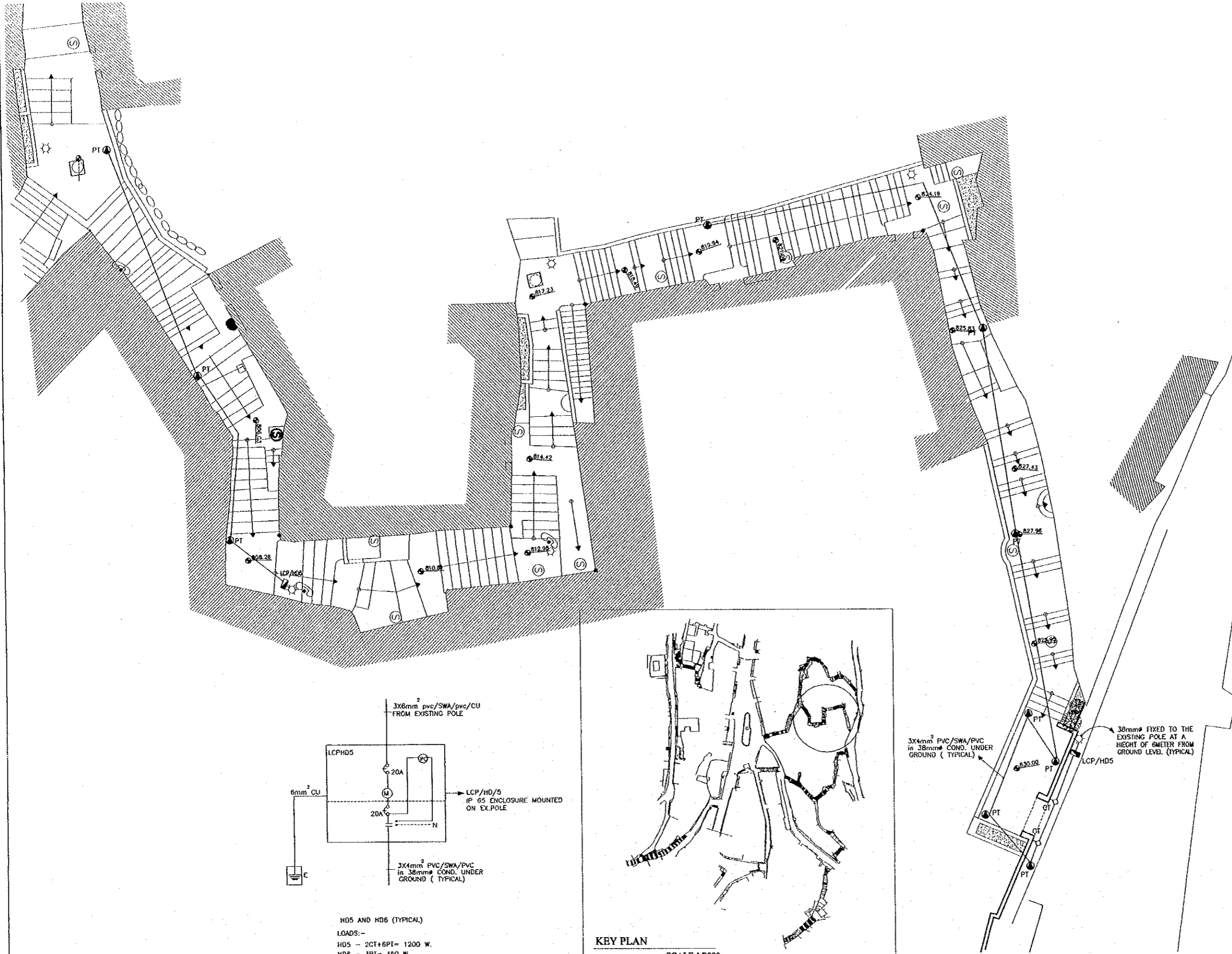
Designed by:
Japan International Cooperation Agency (JICA)
JICA Study Team:
Joint Venture of Pacific Consultants International and Yamasita Sekkei Inc.
Subcontracted Local Consultant:
TIBAH Consultants Architects, Engineers

DATE JUNE- 10 / 2000

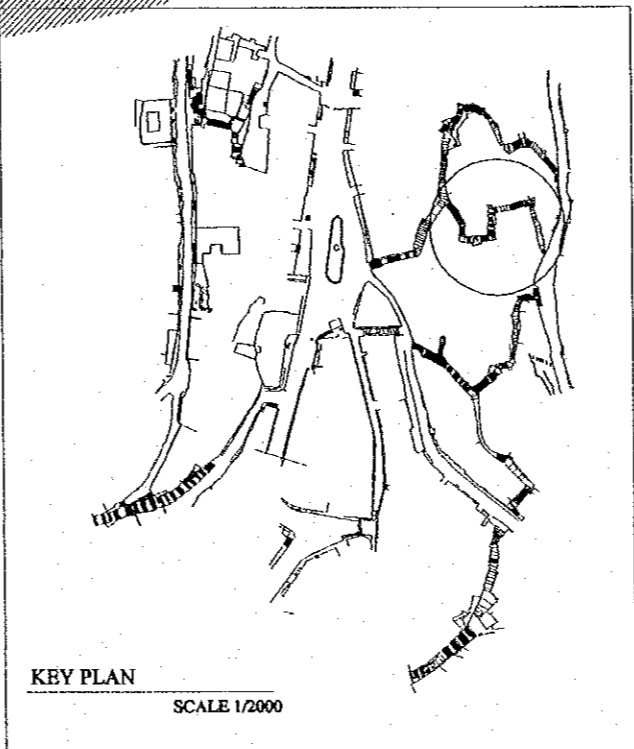
Tourist Trails
Drawing Title:
HADDADIN STAIRWAY -1
LIGHTING LAYOUT

Scale: 1:100
Drawing No.: SD.ET-03

Note:
This detailed design has been executed by a team of consultants as shown below in accordance with the agreement between Japan International Cooperation Agency (JICA) and JICA Study Team.
The copyright of this drawing rests with JICA.
ALL MEASUREMENTS ARE IN CENTIMETERS.
DO NOT SCALE DRAWINGS.
FOR PATTERNED TRING REFER TO DETAIL.
FOR HAND RAIL REFER TO DETAIL.



HD5 AND HD6 (TYPICAL)
LOADS:-
HD5 - 2CT+6PT= 1200 W.
HD6 - 3PT= 450 W.



Designed by:
Japan International Cooperation Agency (JICA)
JICA Study Team:
Joint Ventures of Pacific Consultants International and Yamasita Sekkei Inc.
Subcontracted Local Consultant:
TIBAH Consultants Architects, Engineers

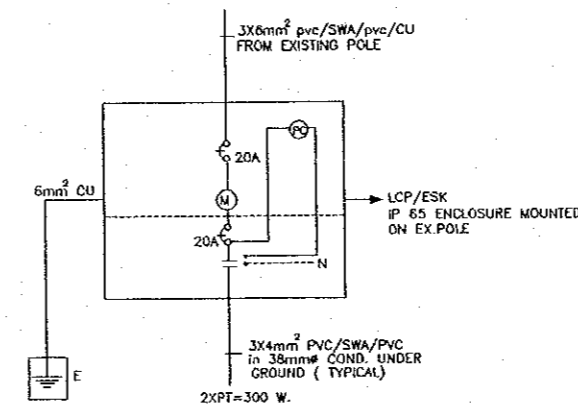
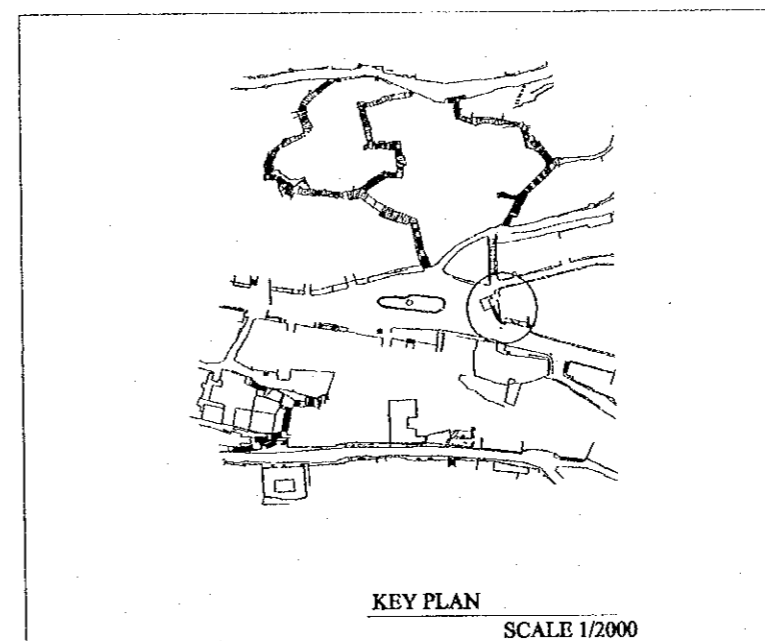
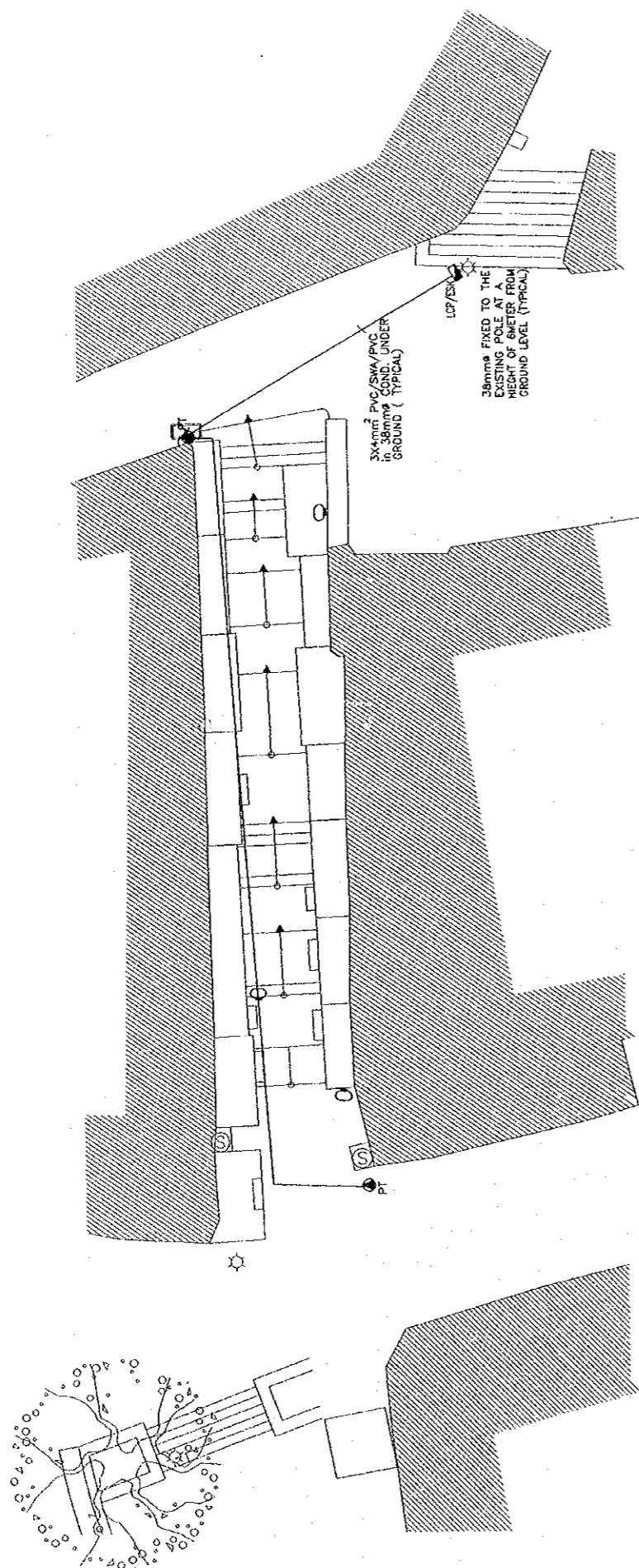
DATE: JUNE-10 / 2000

Drawing Title:
Tourist Trails
HADDADIN STAIRWAY-2
LIGHTING LAYOUT

Scale: 1:100
Drawing No.: SD.ET-04

Note:
This detailed design has been executed by a team
of consultants as shown below in accordance with
the agreement between Japan International
Cooperation Agency (JICA) and JICA Study
Team.

The copyright of this drawing rests with JICA.
ALL MEASUREMENTS ARE IN CENTIMETERS.
DO NOT SCALE DRAWINGS.
FOR PATTERNED TILING REFER TO DETAIL.
FOR HAND RAIL REFER TO DETAIL.



Designed by:
Japan International Cooperation
Agency (JICA)
JICA Study Team:
Joint Venture of
Pacific Consultants International and
Yamashita Sekkei Inc.
Subcontracted Local Consultant:
TIBAH Consultants
Architects, Engineers

DATE: JUNE- 10 / 2000

Tourist Trails

Drawing Title:
ISKAFIEH STAIRWAY
LIGHTING LAYOUT

Scale: 1:100
Drawing No.: SD.ET-05

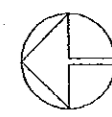
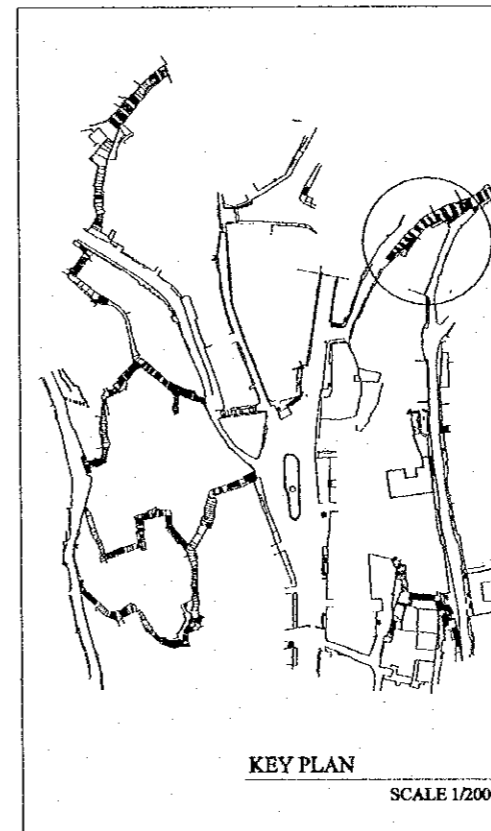
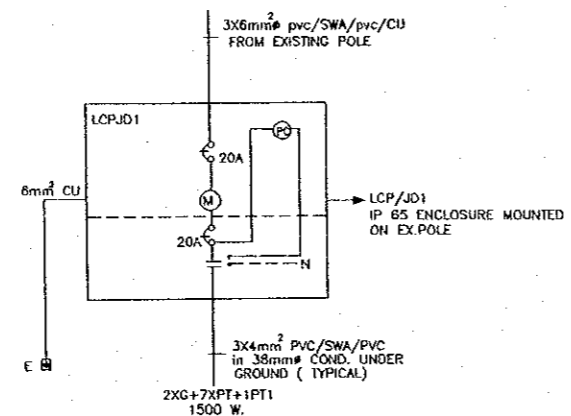
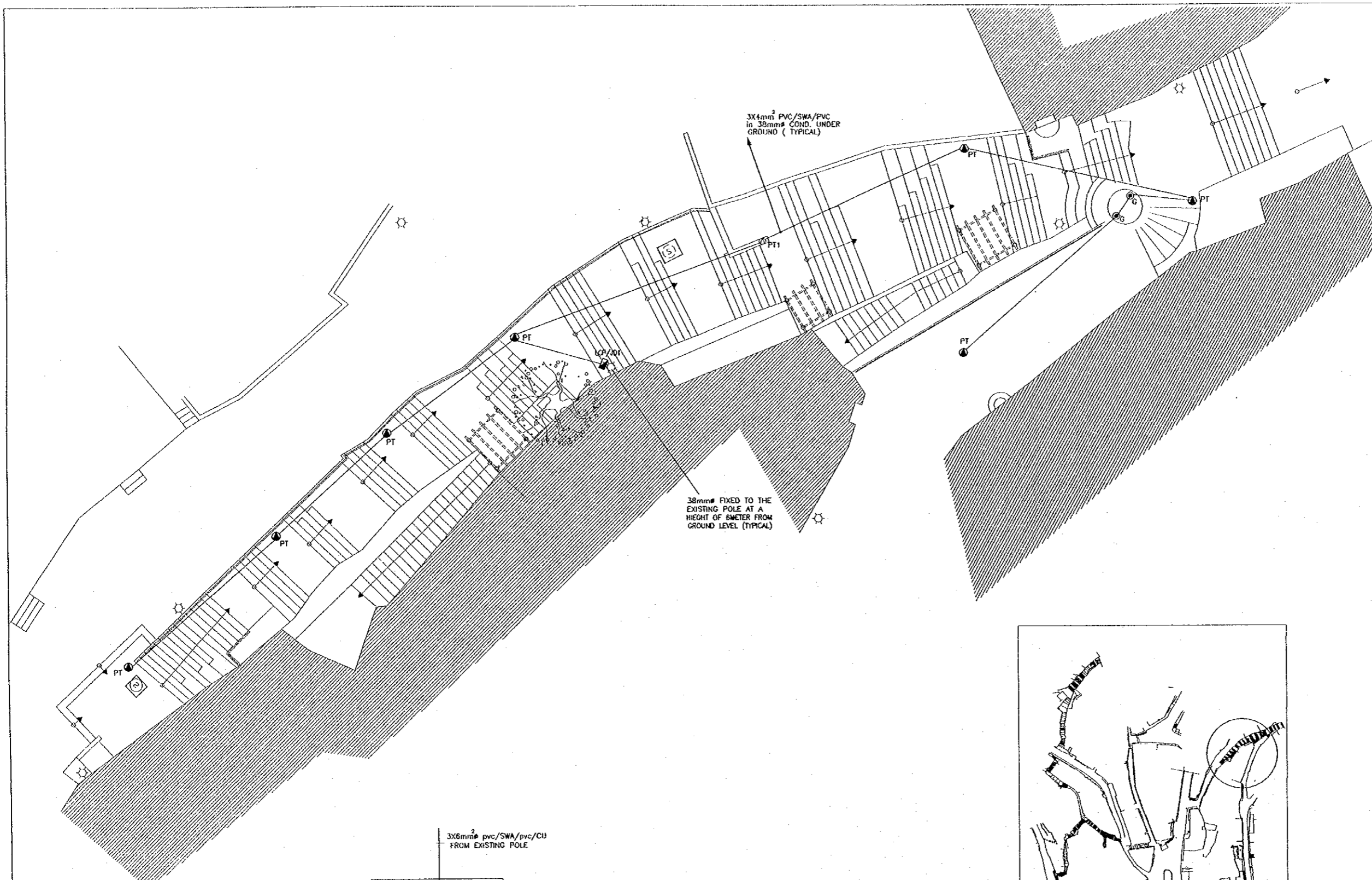
Tourism Sector Development Project
in the Hashemite Kingdom of Jordan

The Government of
the Hashemite Kingdom of Jordan
The Ministry of Tourism and Antiquities
The Ministry of Planning

Sub-Project:
Historic Old Salt Development

Note:
This detailed design has been executed by a team
of consultants as shown below in accordance with
the agreement between Japan International
Cooperation Agency (JICA) and JICA Study
Team.

The copyright of this drawing rests with JICA.
ALL MEASUREMENTS ARE IN CENTIMETERS.
DO NOT SCALE DRAWINGS.
FOR PATTERNED TILING REFER TO DETAIL.
FOR HAND RAIL REFER TO DETAIL.



Designed by:
Japan International Cooperation
Agency (JICA)
JICA Study Team:
Joint Venture of
Pacific Consultants International and
Yamasita Sekkei Inc.

Subcontracted Local Consultant:
TIBAH Consultants
Architects, Engineers

DATE: JUNE-10 / 2000

Tourist Trails
Drawing Title:
EAST JADAA STAIRWAY
LIGHTING LAYOUT-1

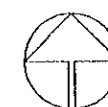
Scale: 1:100
Drawing No.: SD.ET-06

Tourism Sector Development Project
in the Hashemite Kingdom of Jordan

The Government of
the Hashemite Kingdom of Jordan
The Ministry of Tourism and Antiquities
The Ministry of Planning

Sub-Project:
Historic Old Salt Development

Note:
This detailed design has been executed by a team
of consultants as shown below in accordance with
the agreement between Japan International
Cooperation Agency (JICA) and JICA Study
Team.
The copyright of this drawing rests with JICA.
ALL MEASUREMENTS ARE IN CENTIMETERS.
DO NOT SCALE DRAWINGS.
FOR PATTERNED TILING REFER TO DETAIL.
FOR HAND RAIL REFER TO DETAIL.



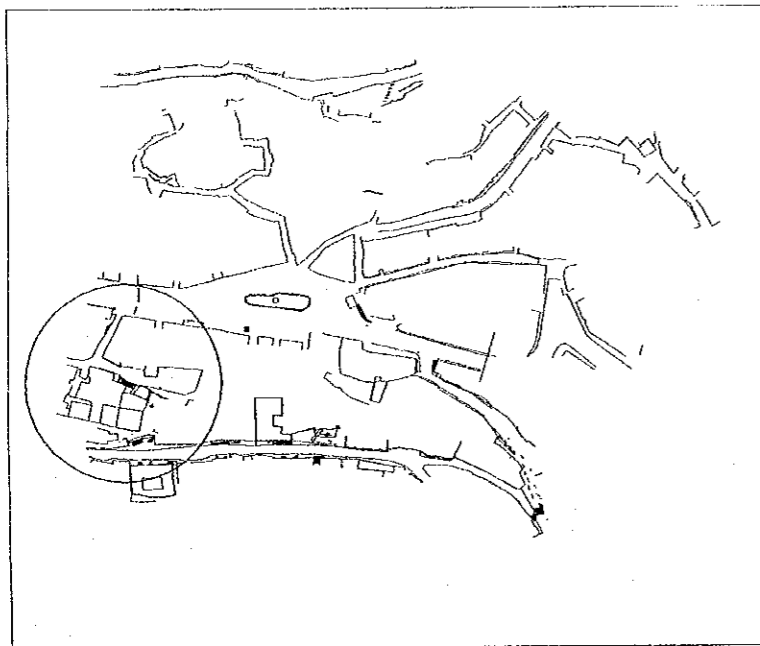
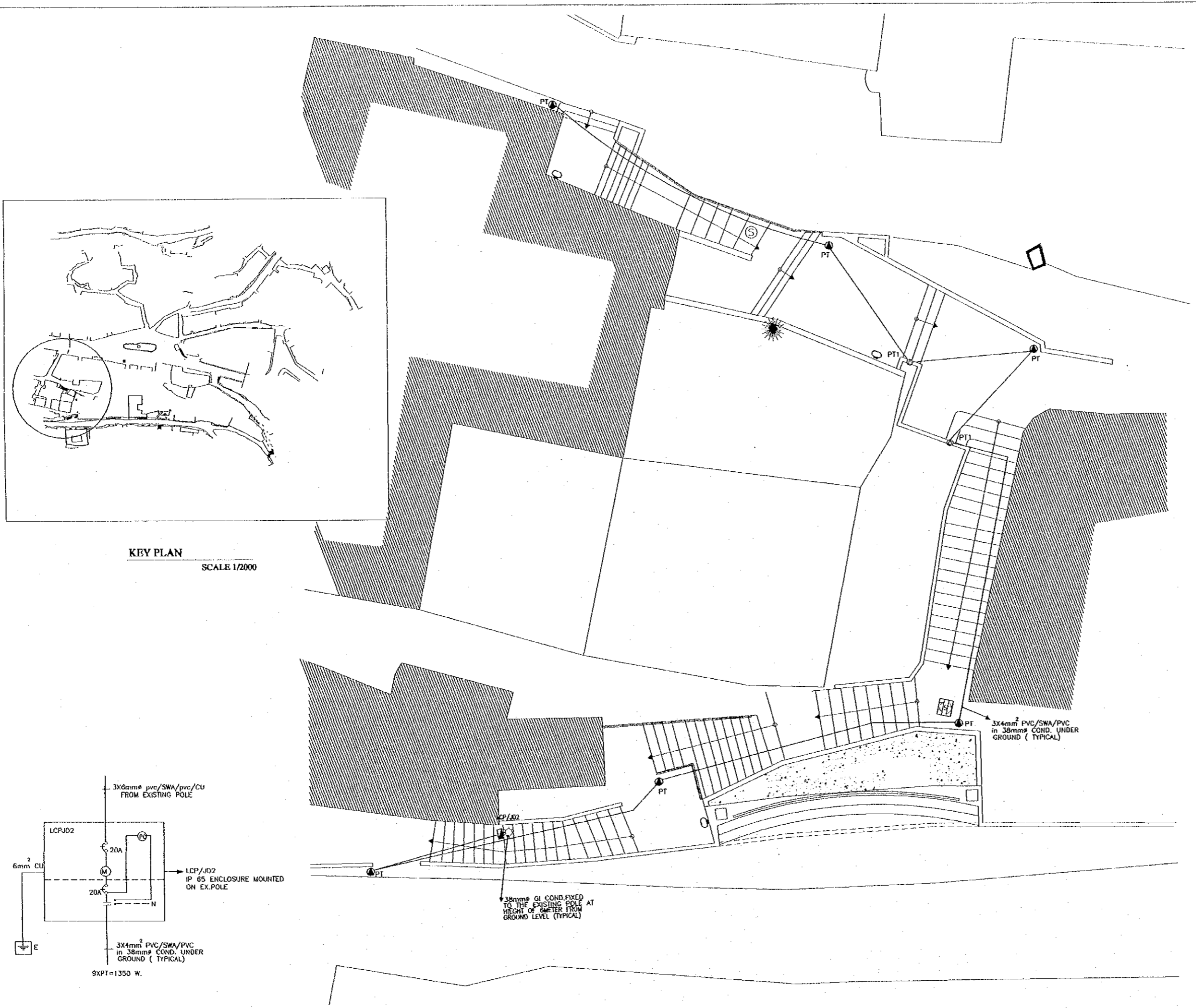
Designed by:
Japan International Cooperation
Agency (JICA)
JICA Study Team:
Joint Venture of
Pacific Consultants International and
Yamasita Sekkei Inc.

Subcontracted Local Consultant:
TIBAH Consultants
Architects, Engineers

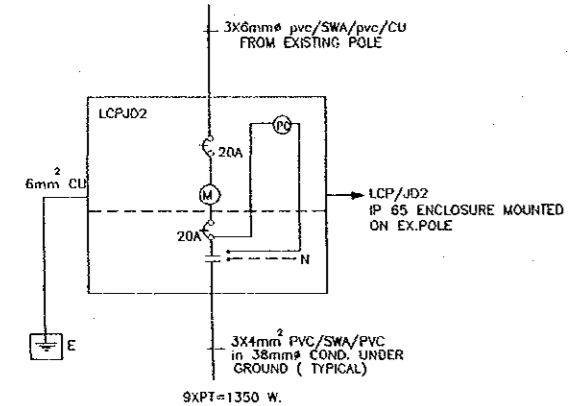
DATE | JUNE-10 / 2000

Tourist Trails
Drawing Title:
**WEST JADAA STAIRWAY
LIGHTING LAYOUT-1**

Scale: | Drawing No:
1:100 | SD.ET-07

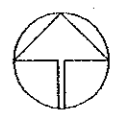
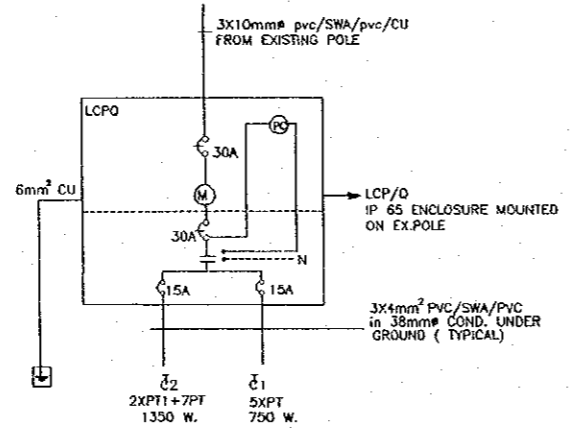
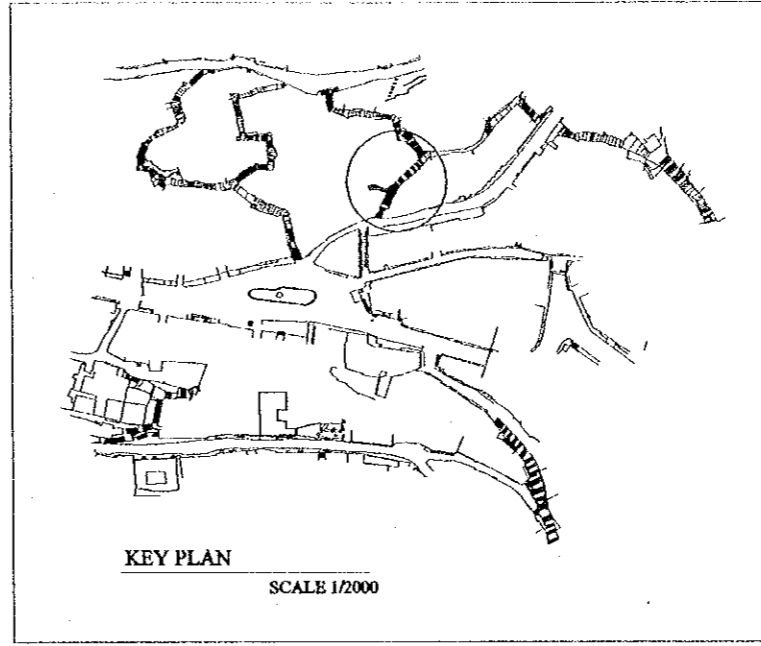
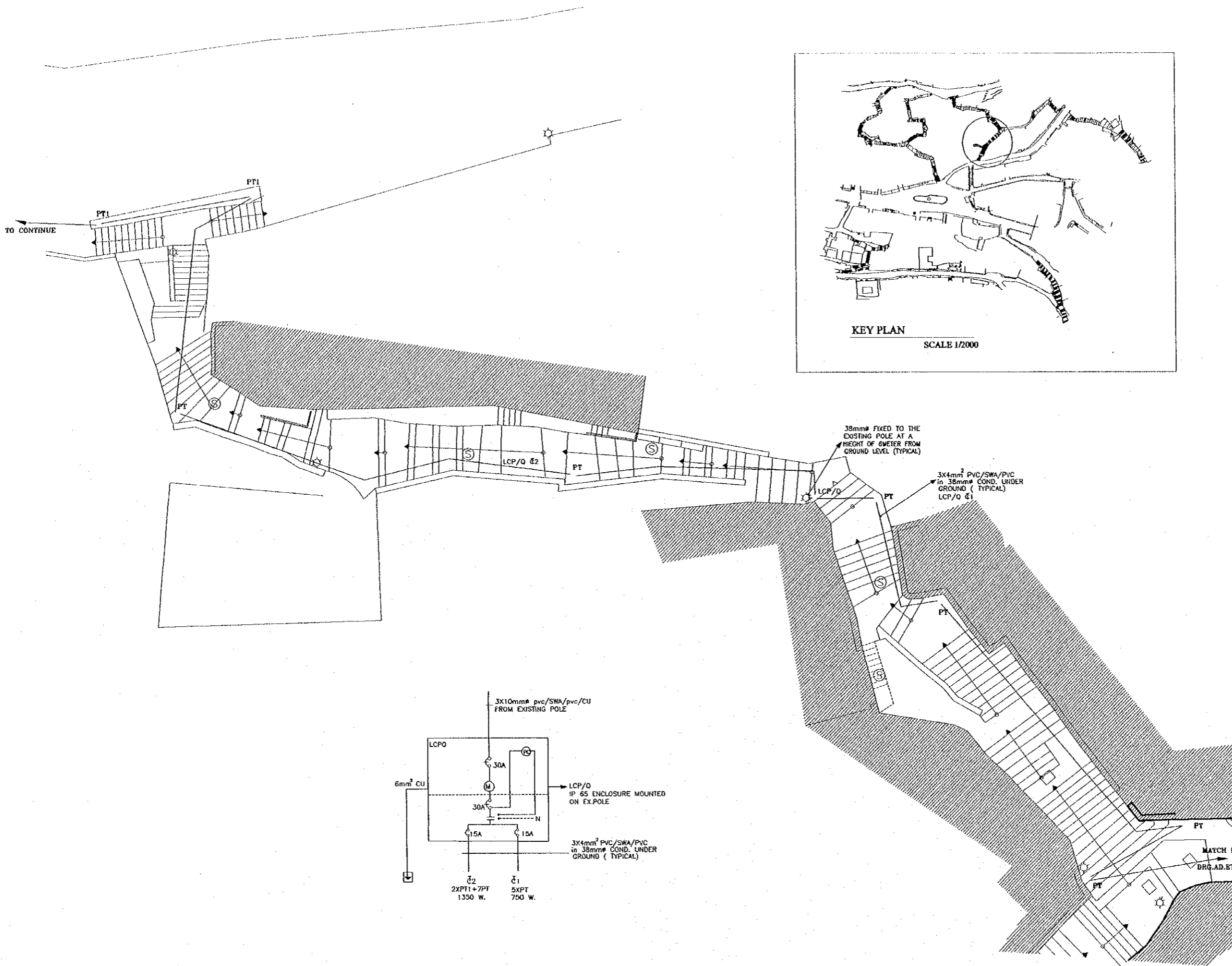


KEY PLAN
SCALE 1/2000



Note:
This detailed design has been executed by a team of consultants as shown below in accordance with the agreement between Japan International Cooperation Agency (JICA) and JICA Study Team.

The copyright of this drawing rests with JICA. ALL MEASUREMENTS ARE IN CENTIMETERS. DO NOT SCALE DRAWINGS. FOR PATTERNED TILING REFER TO DETAIL. FOR HAND RAIL REFER TO DETAIL.



Designed by:
Japan International Cooperation Agency (JICA)

JICA Study Team:
Joint Venture of Pacific Consultants International and Yamashita Sekkei Inc.

Subcontracted Local Consultant:
TIBAH Consultants Architects, Engineers

DATE: JUNE-10/2000

Drawing Title:
Tourist Trails
QALAA STAIRWAY -3
LIGHTING LAYOUT

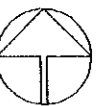
Scale: 1:100
Drawing No.: SD.ET-08

Tourism Sector Development Project
In the Hashemite Kingdom of Jordan

The Government of
the Hashemite Kingdom of Jordan
The Ministry of Tourism and Antiquities
The Ministry of Planning

Sub-Project:
Historic Old Salt Development

Note:
This detailed design has been executed by a team of consultants as shown below in accordance with the agreement between Japan International Cooperation Agency (JICA) and JICA Study Team.
The copyright of this drawing rests with JICA.
ALL MEASUREMENTS ARE IN CENTIMETERS.
DO NOT SCALE DRAWINGS.
FOR PATTERNED TILING REFER TO DETAIL.
FOR HAND RAIL REFER TO DETAIL.

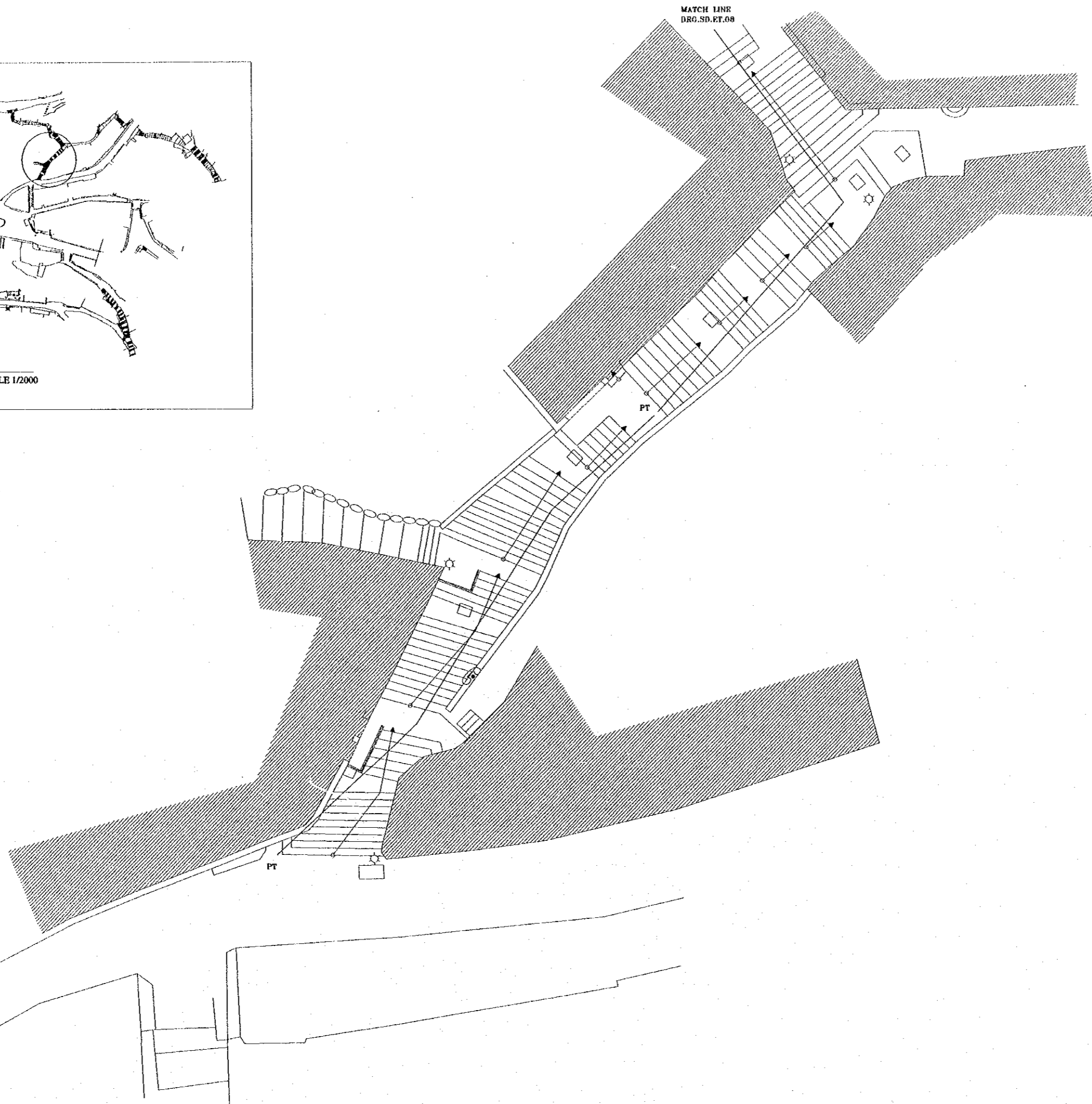
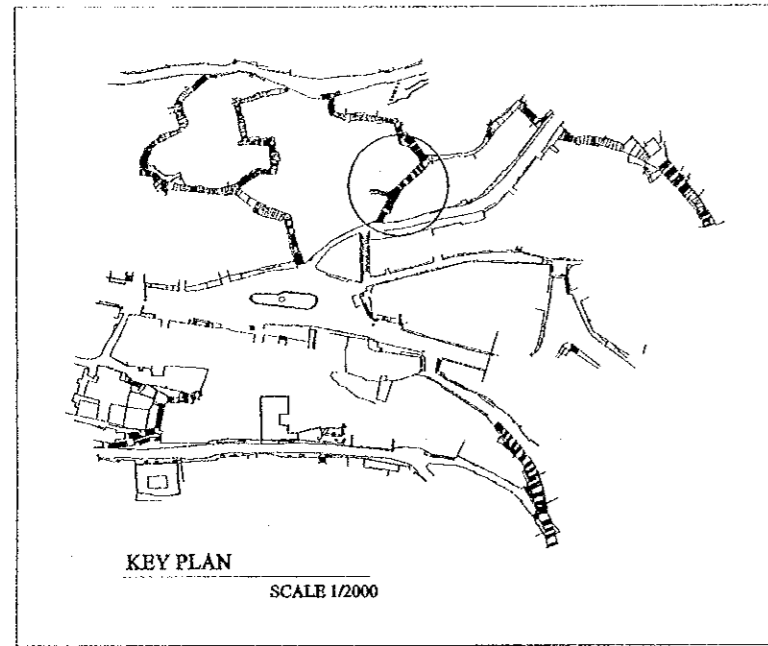


Designed by:
Japan International Cooperation Agency (JICA)
JICA Study Team:
Joint Venture of Pacific Consultants International and Yamashita Sekkei Inc.
Subcontracted Local Consultant:
TIBAH Consultants
Architects, Engineers

DATE JUNE-10/2000

Tourist Trails
Drawing Title:
QALAA STAIRWAY -2
LIGHTING LAYOUT

Scale: 1:100
Drawing No.: SD.ET-09



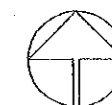
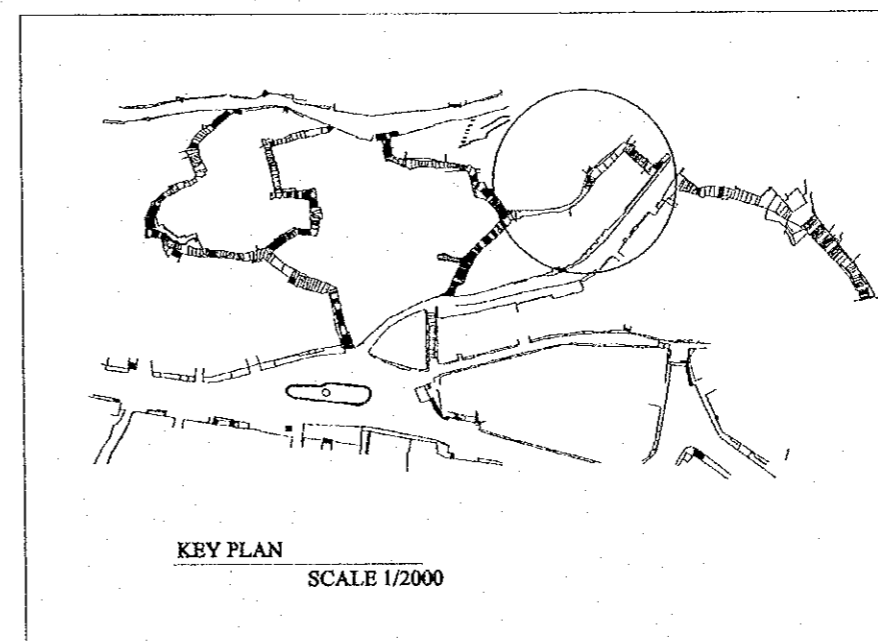
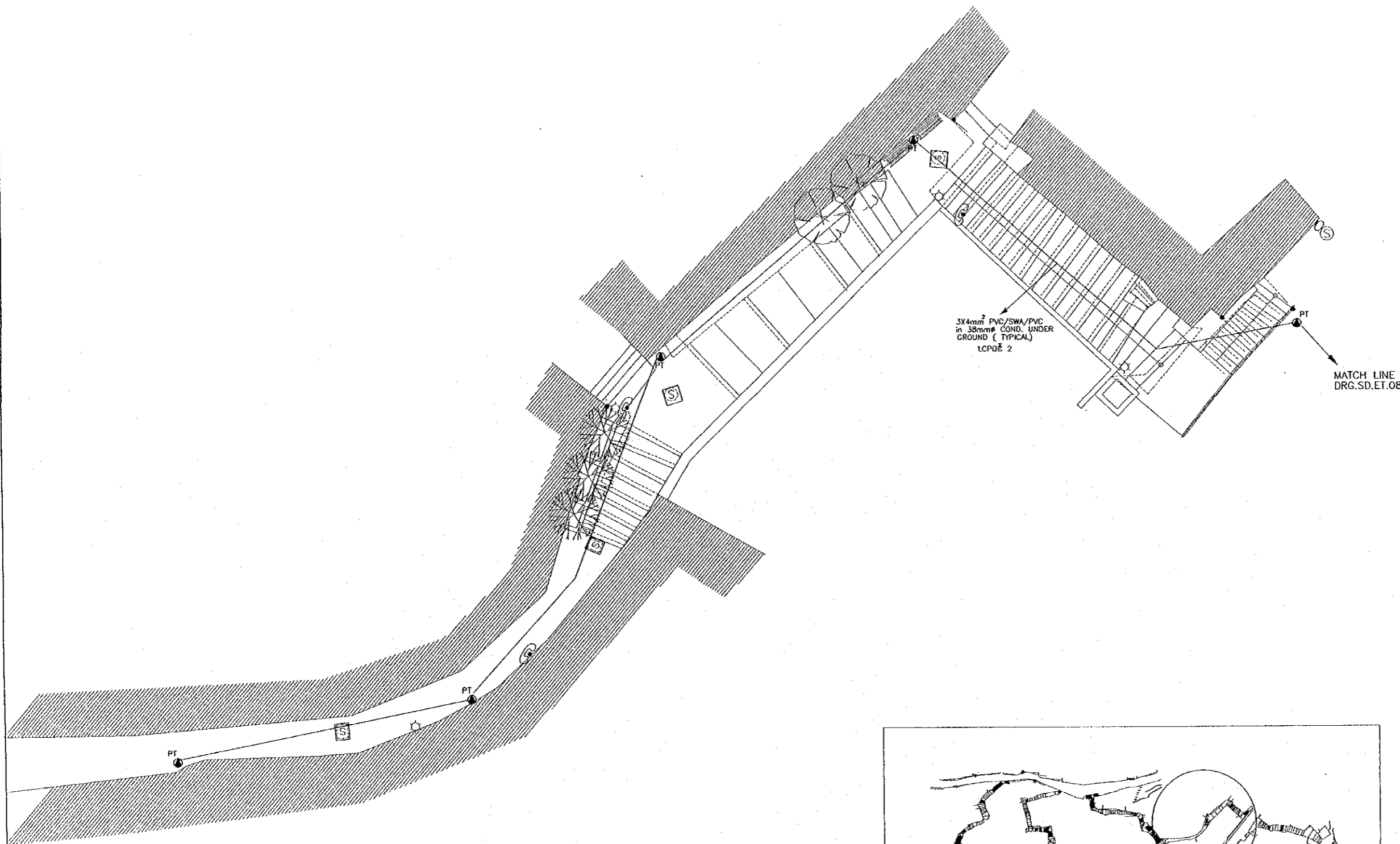
Tourism Sector Development Project
in the Hashemite Kingdom of Jordan

The Government of
the Hashemite Kingdom of Jordan
The Ministry of Tourism and Antiquities
The Ministry of Planning

Sub-Project:
Historic Old Salt Development

Note:
This detailed design has been executed by a team
of consultants as shown below in accordance with
the agreement between Japan International
Cooperation Agency (JICA) and JICA Study
Team.

The copyright of this drawing rests with JICA.
ALL MEASUREMENTS ARE IN CENTIMETERS.
DO NOT SCALE DRAWINGS.
FOR PATTERNED TILING REFER TO DETAIL.
FOR HAND RAIL REFER TO DETAIL.



Designed by:
Japan International Cooperation
Agency (JICA)
JICA Study Team:
Joint Venture of
Pacific Consultants International and
Yamato Sekkei Inc.

Subcontracted Local Consultant:
TIBAH Consultants
Architects, Engineers
مهندسين معماريين ومهندسين ميكانيكيين

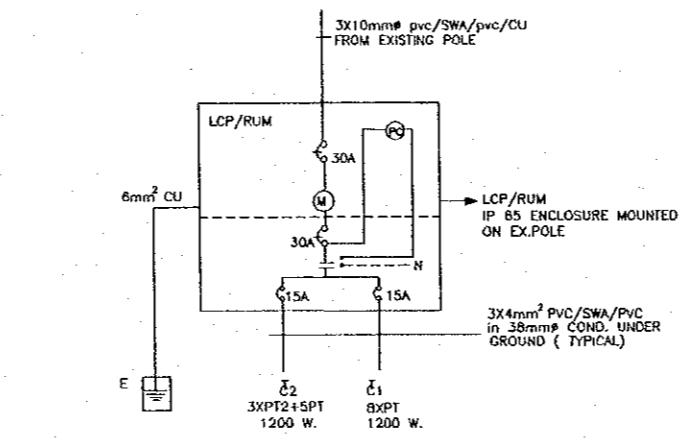
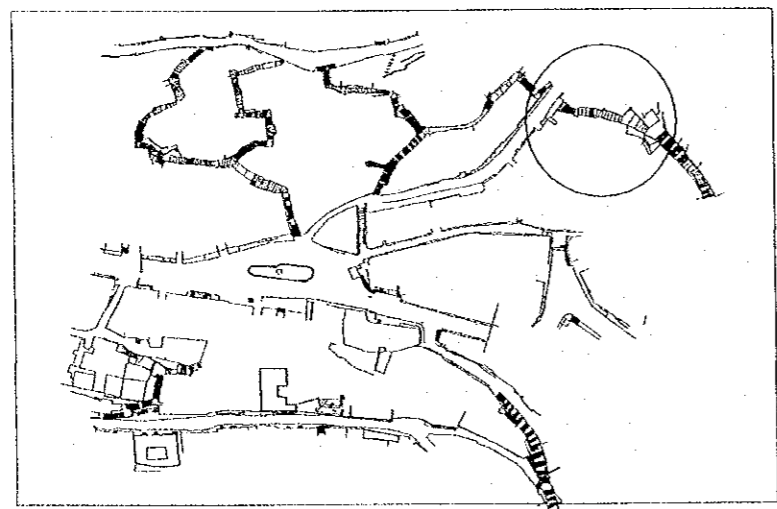
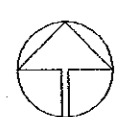
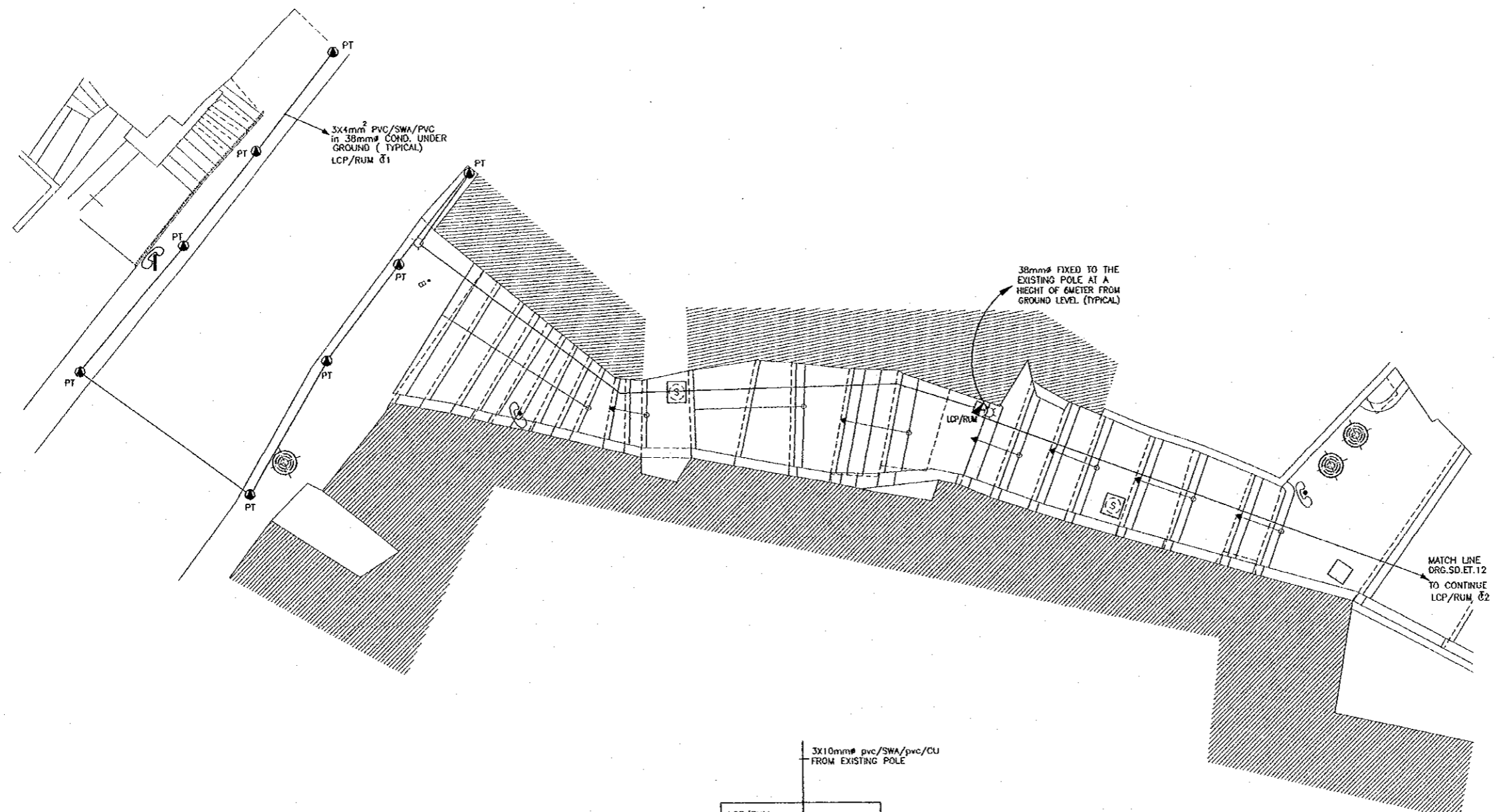
DATE JUNE- 10 / 2000

Tourist Trails

Drawing Title:
**AL QALAA STAIRWAY-1
LIGHTING LAYOUT**

Scale: 1:100
Drawing No.: SD.ET-10

Note:
This detailed design has been executed by a team of consultants as shown below in accordance with the agreement between Japan International Cooperation Agency (JICA) and JICA Study Team.
The copyright of this drawing rests with JICA. ALL MEASUREMENTS ARE IN CENTIMETERS. DO NOT SCALE DRAWINGS. FOR PATTERNED TRING REFER TO DETAIL. FOR HAND RAIL REFER TO DETAIL.



KEY PLAN
SCALE 1/2000

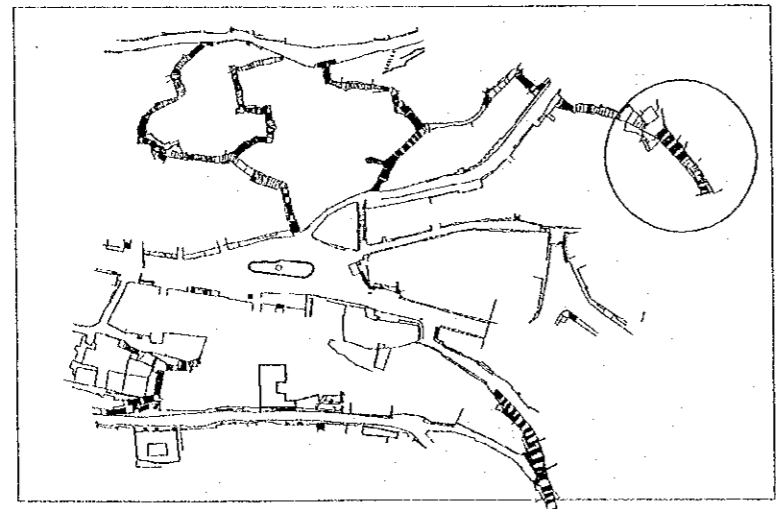
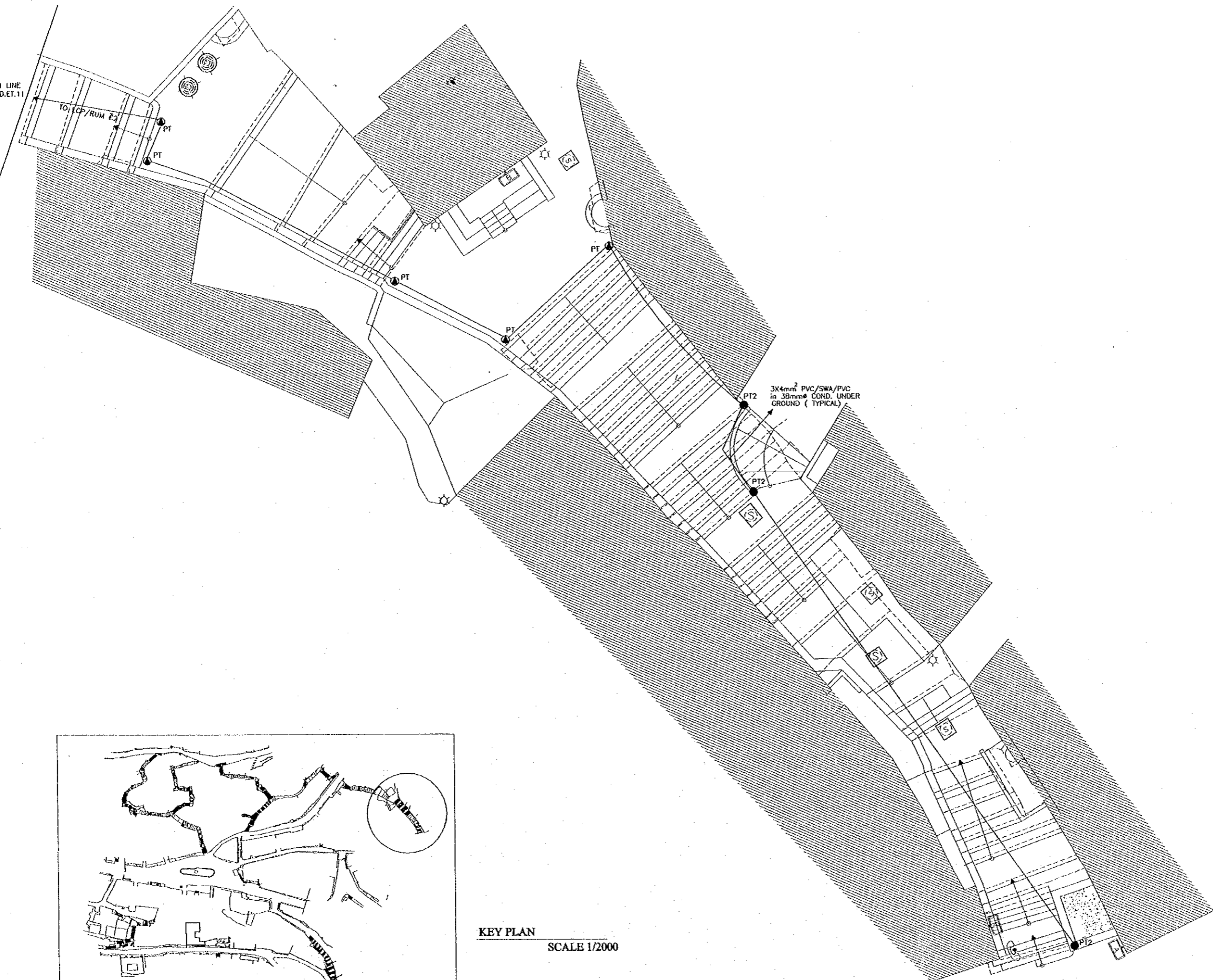
Designed by:
Japan International Cooperation Agency (JICA)
JICA Study Team:
Joint Venture of Pacific Consultants International and Yamashita Sekkai Inc.
Subcontracted Local Consultant:
TIBAH Consultants Architects, Engineers

DATE: JUNE- 10 / 2000

Tourist Trails
Drawing Title:
AL RUMMANAT STAIR LIGHTING LAYOUT-1

Scale: 1:100
Drawing No.: SD.BT-11

MATCH LINE
DRO.SD.ET.11



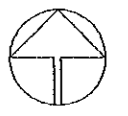
KEY PLAN
SCALE 1/2000

Tourism Sector Development Project
in the Hashemite Kingdom of Jordan

The Government of
the Hashemite Kingdom of Jordan
The Ministry of Tourism and Antiquities
The Ministry of Planning

Sub-Project:
Historic Old Salt Development

Note:
This detailed design has been executed by a team
of consultants as shown below in accordance with
the agreement between Japan International
Cooperation Agency (JICA) and JICA Study
Team.
The copyright of this drawing rests with JICA.
ALL MEASUREMENTS ARE IN CENTIMETERS.
DO NOT SCALE DRAWINGS.
FOR PATTERNED TRILING REFER TO DETAIL.
FOR HAND RAIL REFER TO DETAIL.



Designed by:
Japan International Cooperation
Agency (JICA)
JICA Study Team:
Joint Venture of
Pacific Consultants International and
Yamasita Sekkei Inc.
Subcontracted Local Consultant:
TBAH Consultants
Architects, Engineers

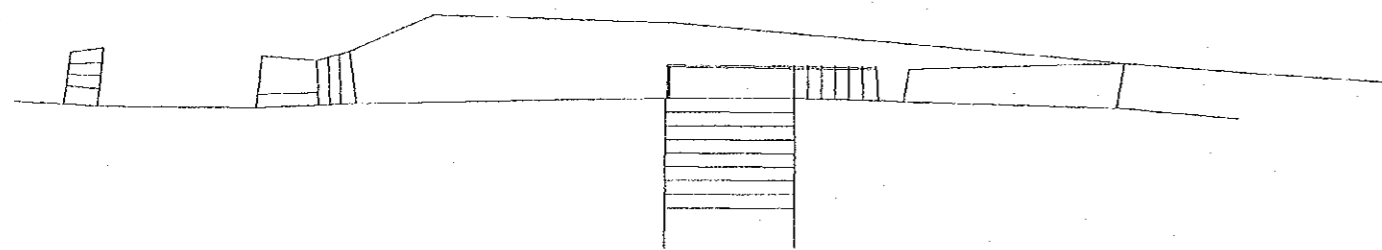
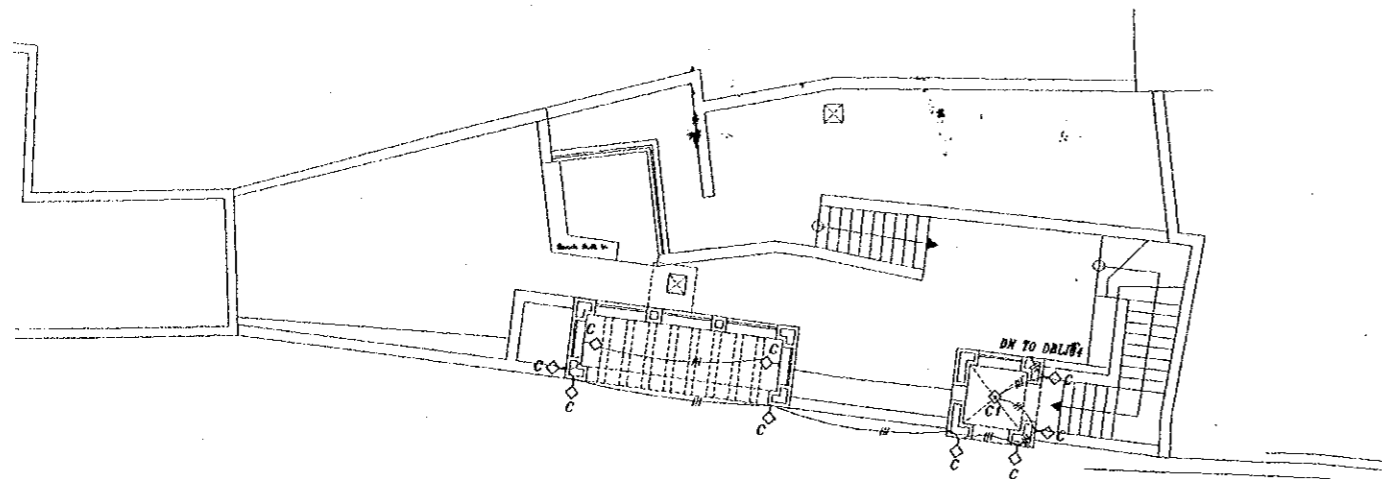
DATE JUNE-10 / 2000

Drawing Title:
Tourist Trails
AL RUMMANAT STAIR
LIGHTING LAYOUT-2

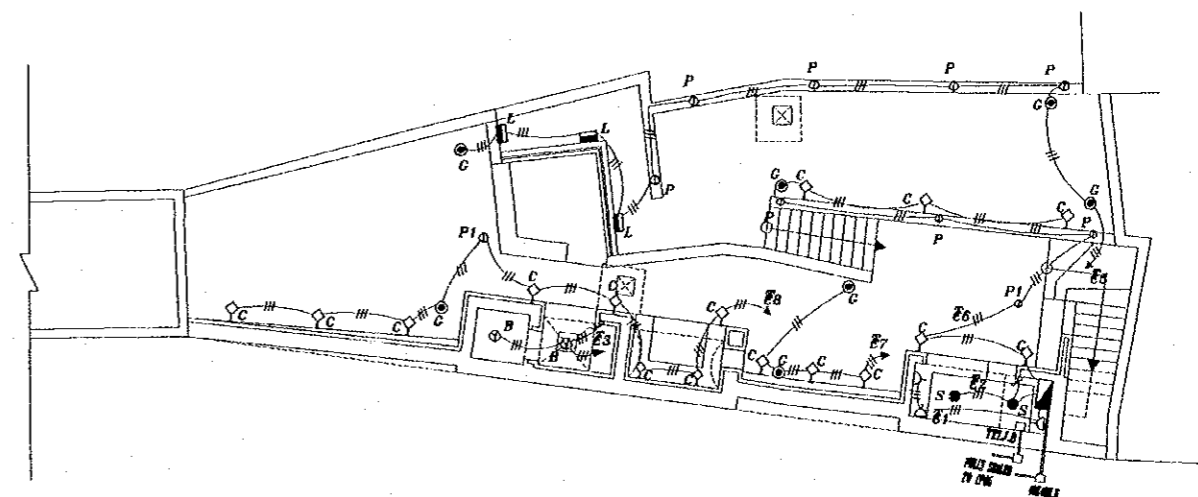
Scale: 1:100
Drawing No.: SD.ET-12

Note:
This detailed design has been executed by a team
of consultants as shown below in accordance with
the agreement between Japan International
Cooperation Agency (JICA) and JICA Study
Team.

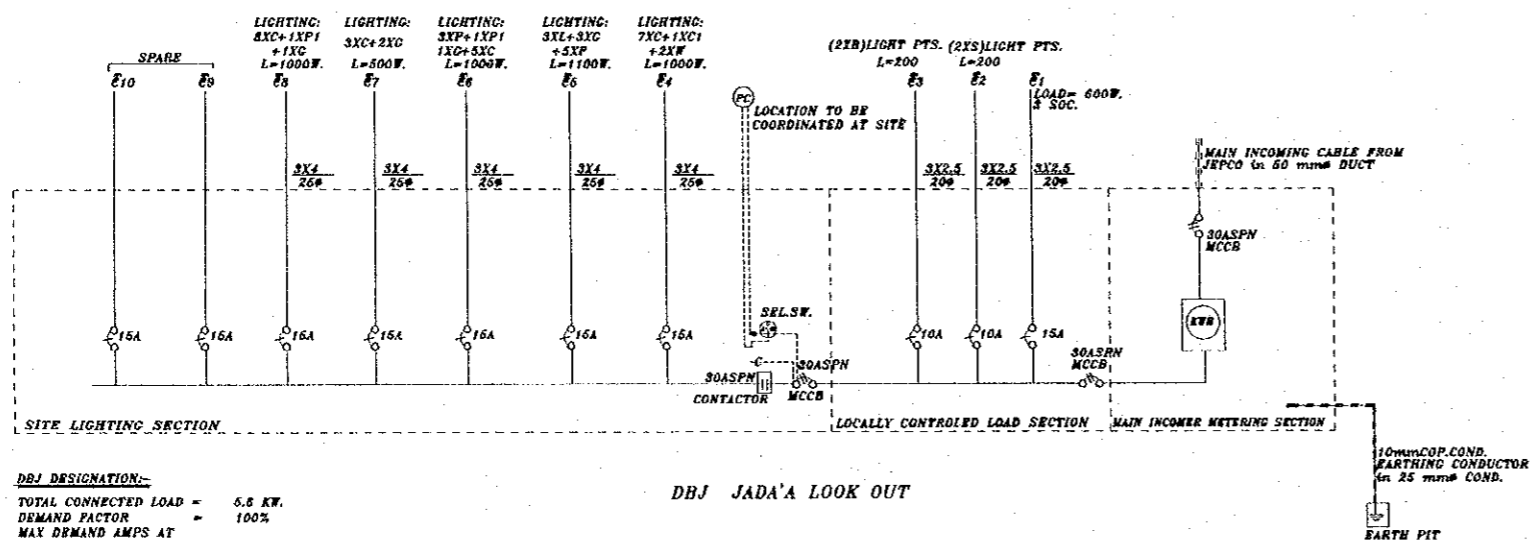
The copyright of this drawing rests with JICA.
ALL MEASUREMENTS ARE IN CENTIMETERS.
DO NOT SCALE DRAWINGS.
FOR PATTERNED TRUNK REFER TO DETAIL.
FOR HAND RAIL REFER TO DETAIL.



upper street level



lower level



DBJ DESIGNATION:-
TOTAL CONNECTED LOAD = 5.6 KW
DEMAND FACTOR = 100%
MAX DEMAND AMPS AT
230 V- UNITY = 24.4 A
MAIN SIZE = 30 A SPN MCCB
FEEDER SIZE = 3X10 mm PVC/SWA/PVC
in 60mm DUCT AND 3 M.
50% GI COND. TO PROTECT
THE CABLE WHEN RISING UP
ON JEPCC POLE

DBJ JADA'A LOOK OUT

10mm COP. COND.
EARTHING CONDUCTOR
in 25 mm COND.
EARTH PIT

Designed by:
Japan International Cooperation
Agency (JICA)

JICA Study Team:
Joint Venture of
Pacific Consultants International and
Yamashita Sekkei Inc.

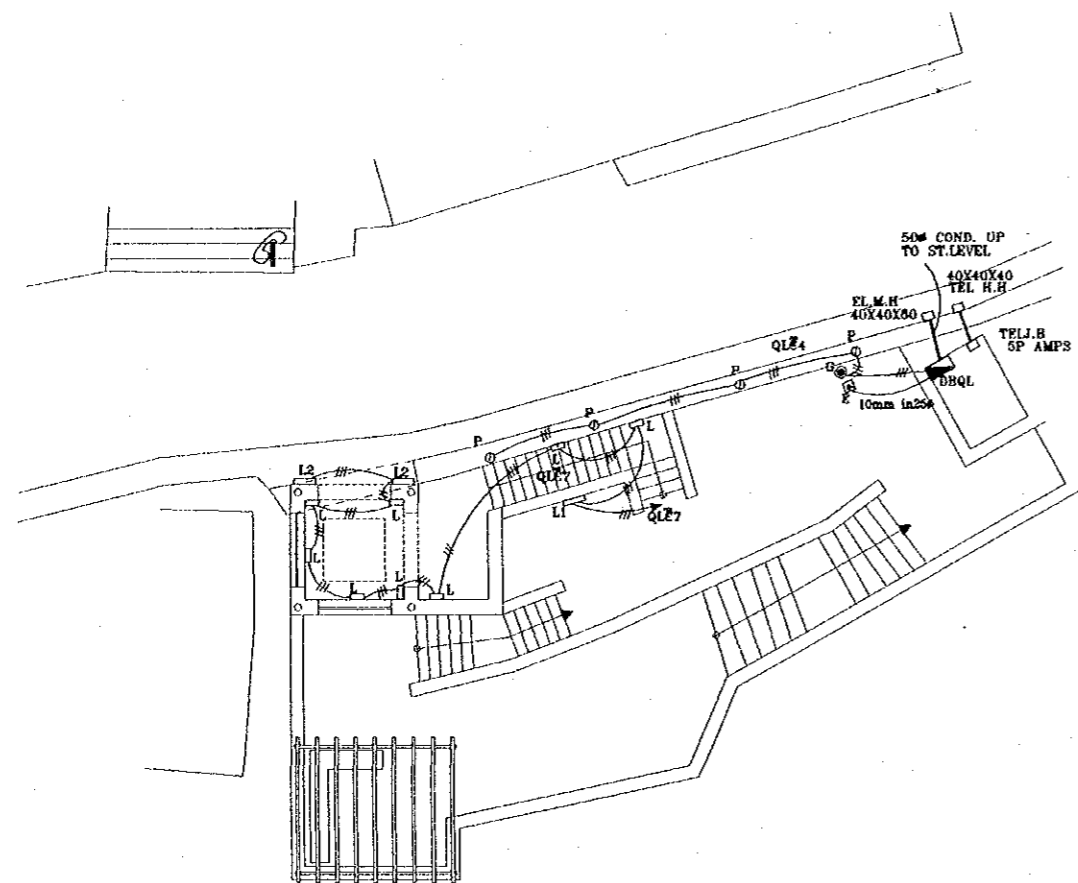
Subcontracted Local Consultant:
TBAH Consultants
Architects, Engineers

DATE: JUNE-10/2000

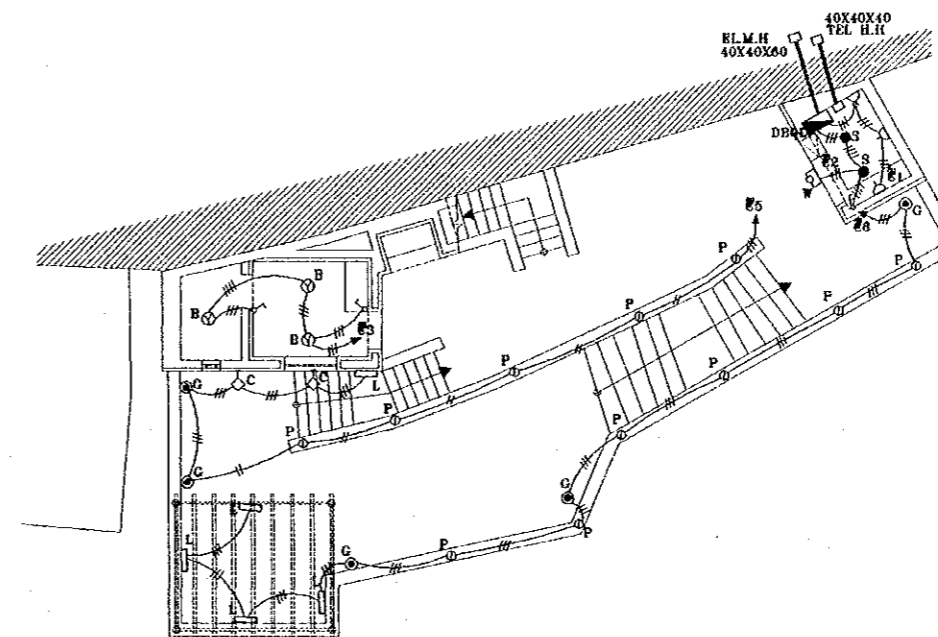
Tourist Lookouts
Drawing Title:
JADAA LOOKOUT
LIGHTING LAYOUT

Scale: 1:100
Drawing No.: SD.BL-01

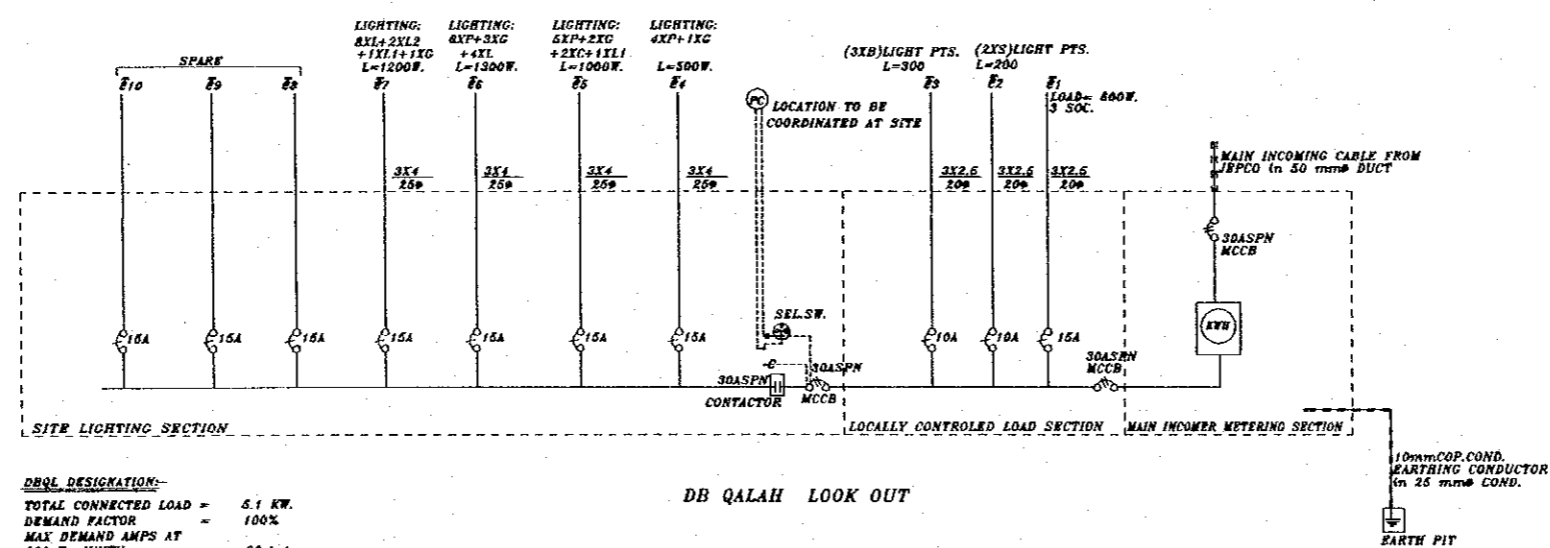
Note:
This detailed design has been executed by a team of consultants as shown below in accordance with the agreement between Japan International Cooperation Agency (JICA) and JICA Study Team.
The copyright of this drawing rests with JICA.
ALL MEASUREMENTS ARE IN CENTIMETERS.
DO NOT SCALE DRAWINGS.
FOR PATTERNED TILING REFER TO DETAIL.
FOR HAND RAIL REFER TO DETAIL.



PLAN AT LEVEL 829.40



PLAN AT LEVEL 826.15



DBQL DESIGNATION:-
TOTAL CONNECTED LOAD = 5.1 KW.
DEMAND FACTOR = 100%
MAX DEMAND AMPS AT 250 V- UNITY = 22.1 A
MAIN SIZE = 30 A SPNMCCB
FEEDER SIZE = 3x10 mm² PVC/SWA/PVC
COPPER 60 mm² COND.

DB QALAH LOOK OUT

Designed by:
Japan International Cooperation Agency (JICA)

JICA Study Team:
Joint Venture of Pacific Consultants International and Yamasita Sekkel Inc.

Subcontracted Local Consultant:
TIBAH Consultants Architects, Engineers

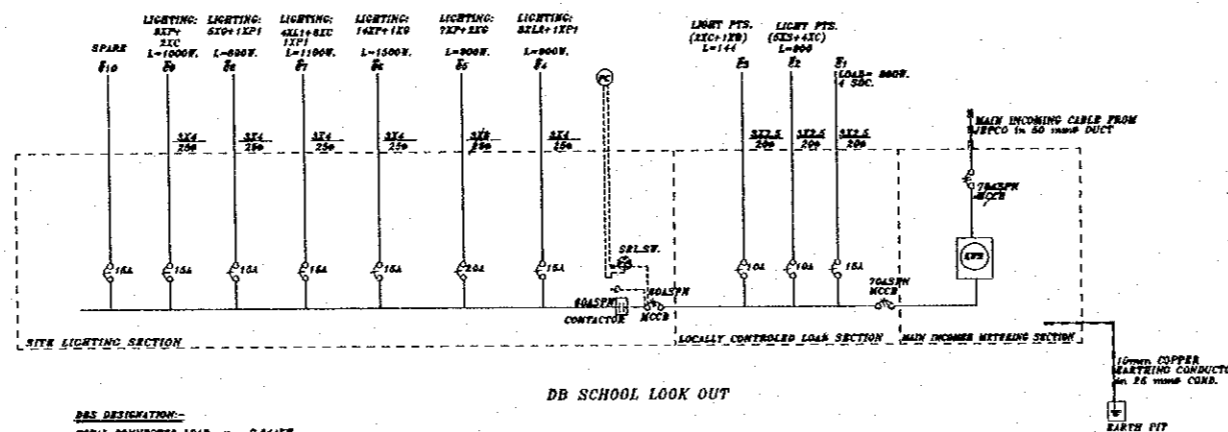
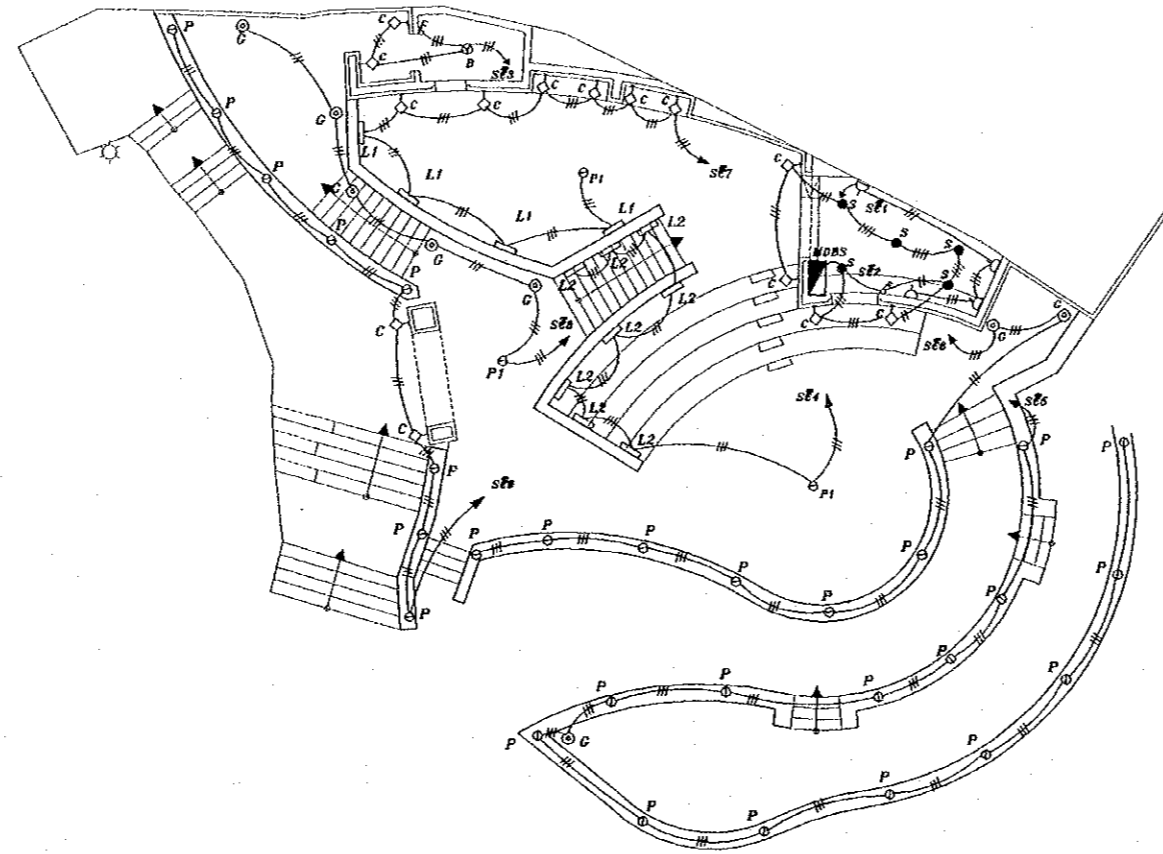
DATE: JUNE-10/2000

Tourist Lookouts
Drawing Title:
AL QALAA LOOKOUT LIGHTING LAYOUT

Scale: Drawing No.: SD.EL-02

Note:
This detailed design has been executed by a team
of consultants as shown below in accordance with
the agreement between Japan International
Cooperation Agency (JICA) and JICA Study
Team.

The copyright of this drawing rests with JICA.
ALL MEASUREMENTS ARE IN CENTIMETERS.
DO NOT SCALE DRAWINGS.
FOR PATTERNED TILING REFER TO DETAIL
FOR HAND RAIL REFER TO DETAIL.



DBS DESIGNATION:
TOTAL CONNECTED LOAD = 7.844KW.
DEMAND FACTOR = 100%
MAX DEMAND AMPS AT
240 V - UNITY POWER FACTOR = 341.1 A
MAIN SIZE = TO 4 TP MCCB
FEEDER SIZE = 216 mm PVC/SVA/PVC
ON 50M DUCT AND 3 METER
60M CI CONDUIT TO PROTECT
THE CABLE WHEN RISING UP
ON JEPCO POLE

Designed by:
Japan International Cooperation
Agency (JICA)

JICA Study Team:
Joint Venture of
Pacific Consultants International and
Yamashita Sekkei Inc.

Subcontracted Local Consultant:
TIBAH Consultants
Architects, Engineers

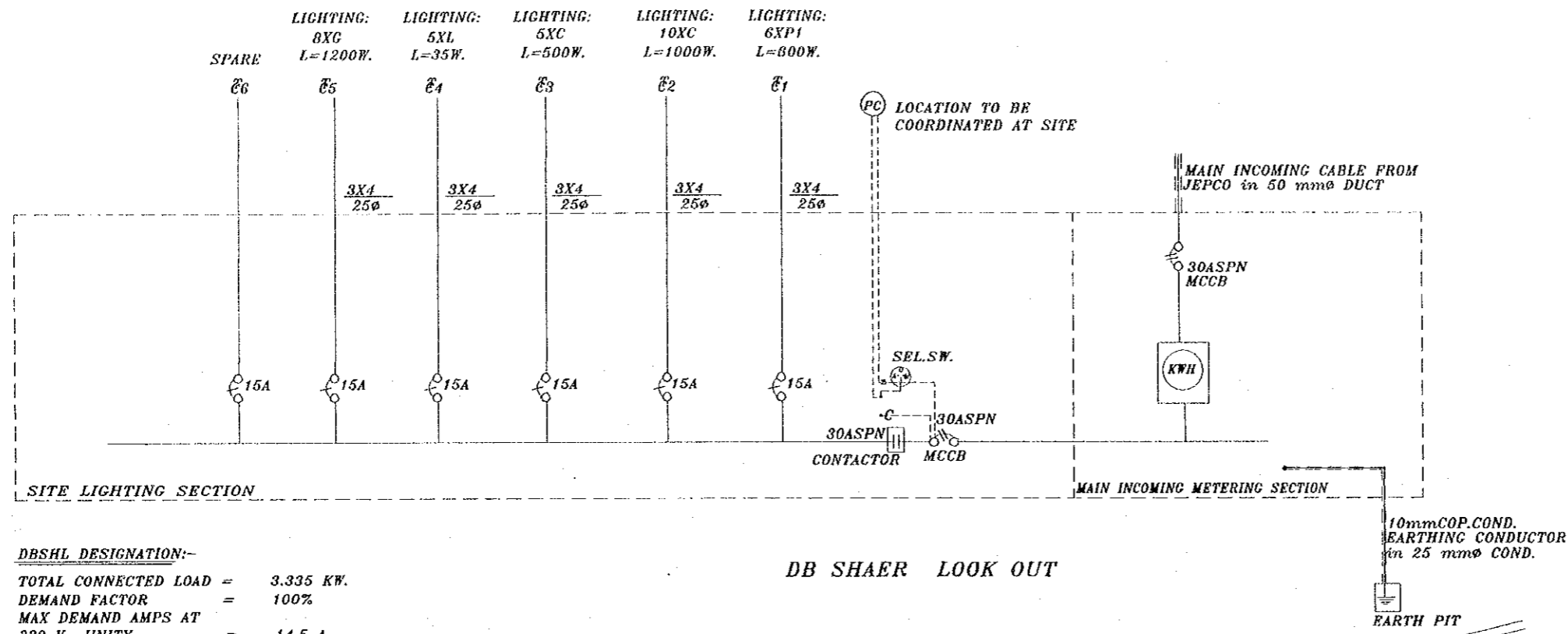
DATE: JUNE-10/2000

Tourist Lookouts

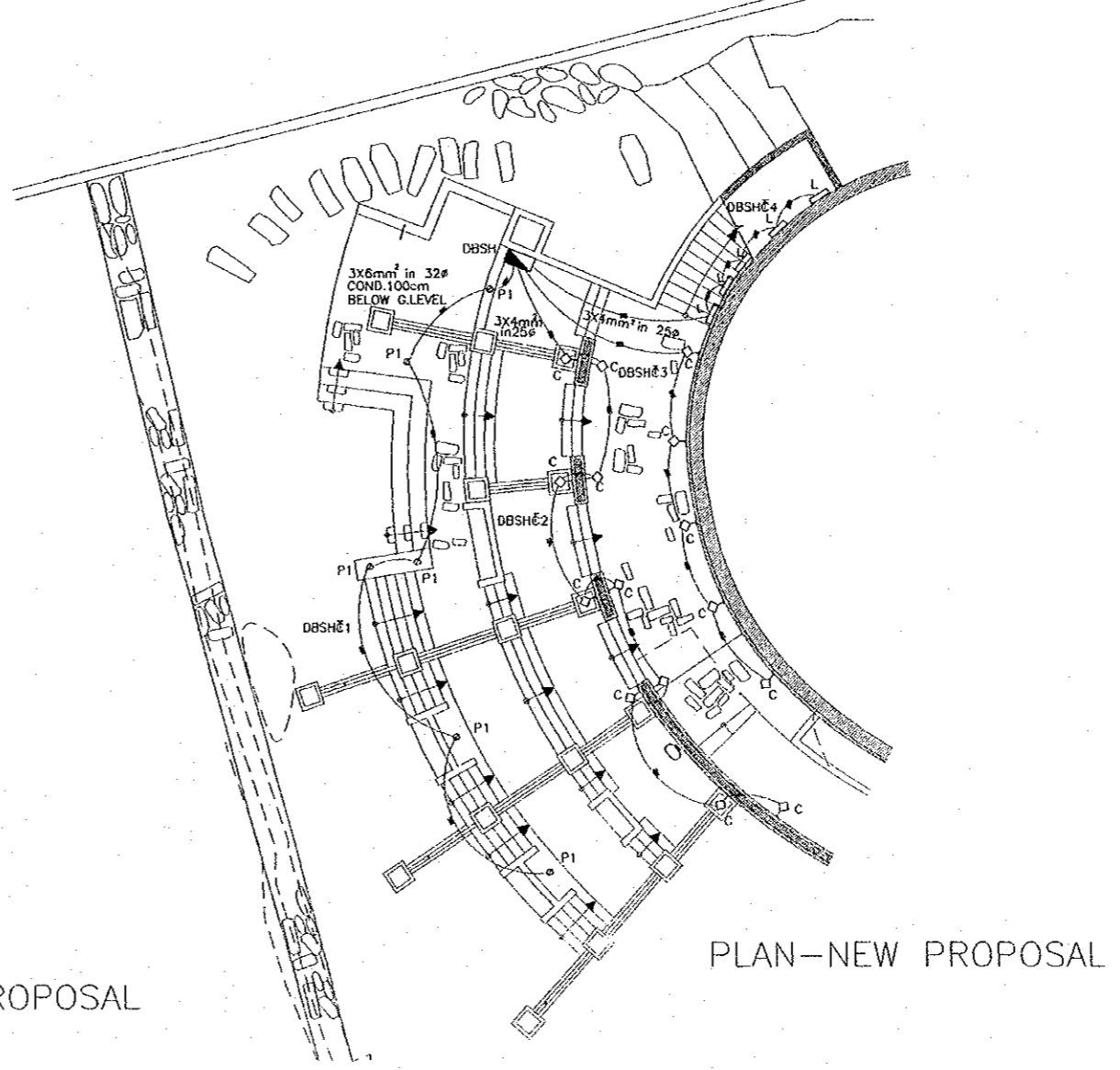
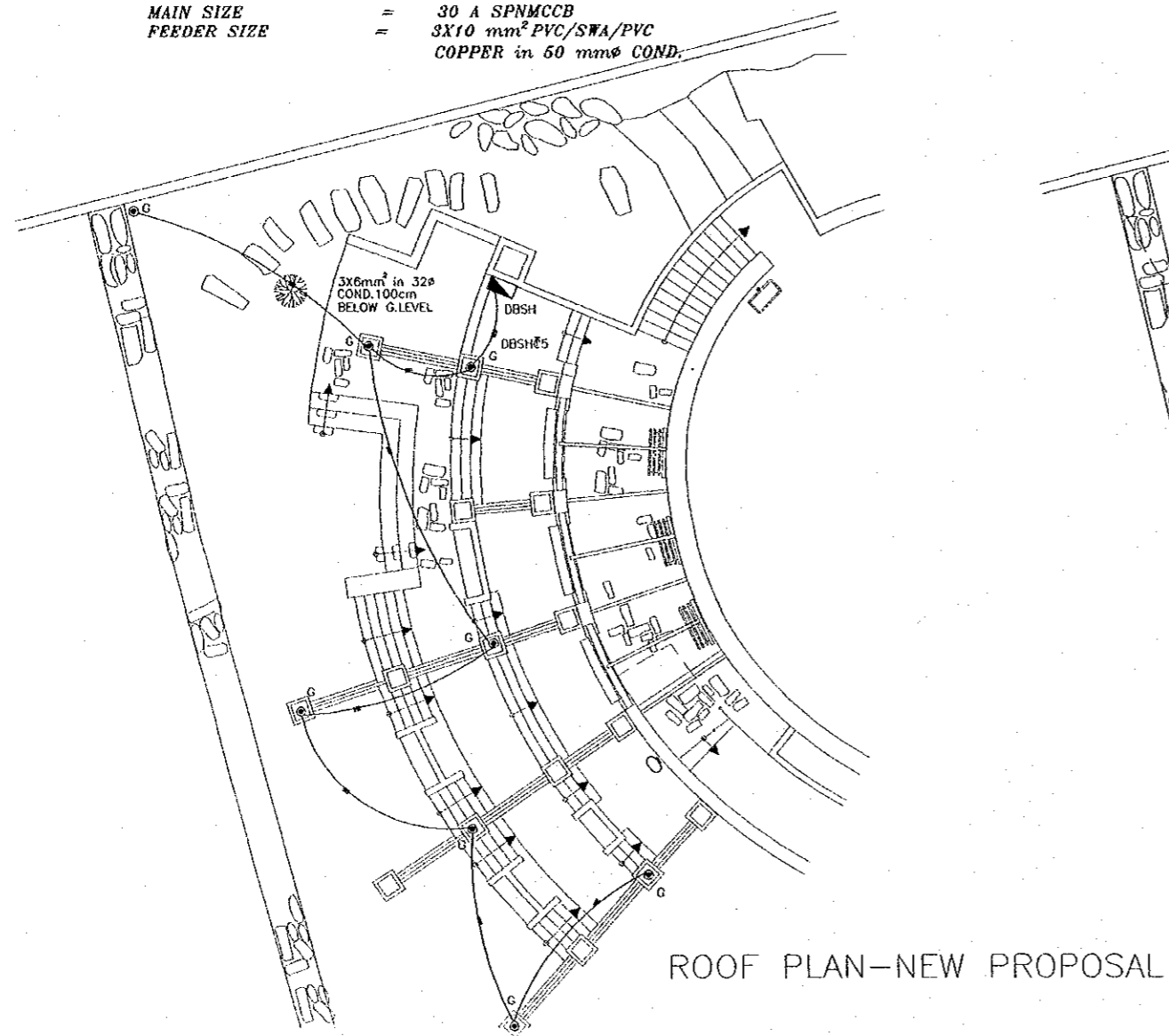
Drawing Title:
AL MADRASAH LOOKOUT
LIGHTING LAYOUT

Scale: 1:100
Drawing No.: SD.EL-03

Note:
This detailed design has been executed by a team of consultants as shown below in accordance with the agreement between Japan International Cooperation Agency (JICA) and JICA Study Team.
The copyright of this drawing rests with JICA. ALL MEASUREMENTS ARE IN CENTIMETERS. DO NOT SCALE DRAWINGS. FOR PATTERNED TILING REFER TO DETAIL. FOR HAND RAIL REFER TO DETAIL.



DBSHL DESIGNATION:-
 TOTAL CONNECTED LOAD = 3.335 KW.
 DEMAND FACTOR = 100%
 MAX DEMAND AMPS AT 230 V- UNITY = 14.5 A
 MAIN SIZE = 30 A SPNMCCB
 FEEDER SIZE = 3X10 mm² PVC/SWA/PVC
 COPPER in 50 mmØ COND.



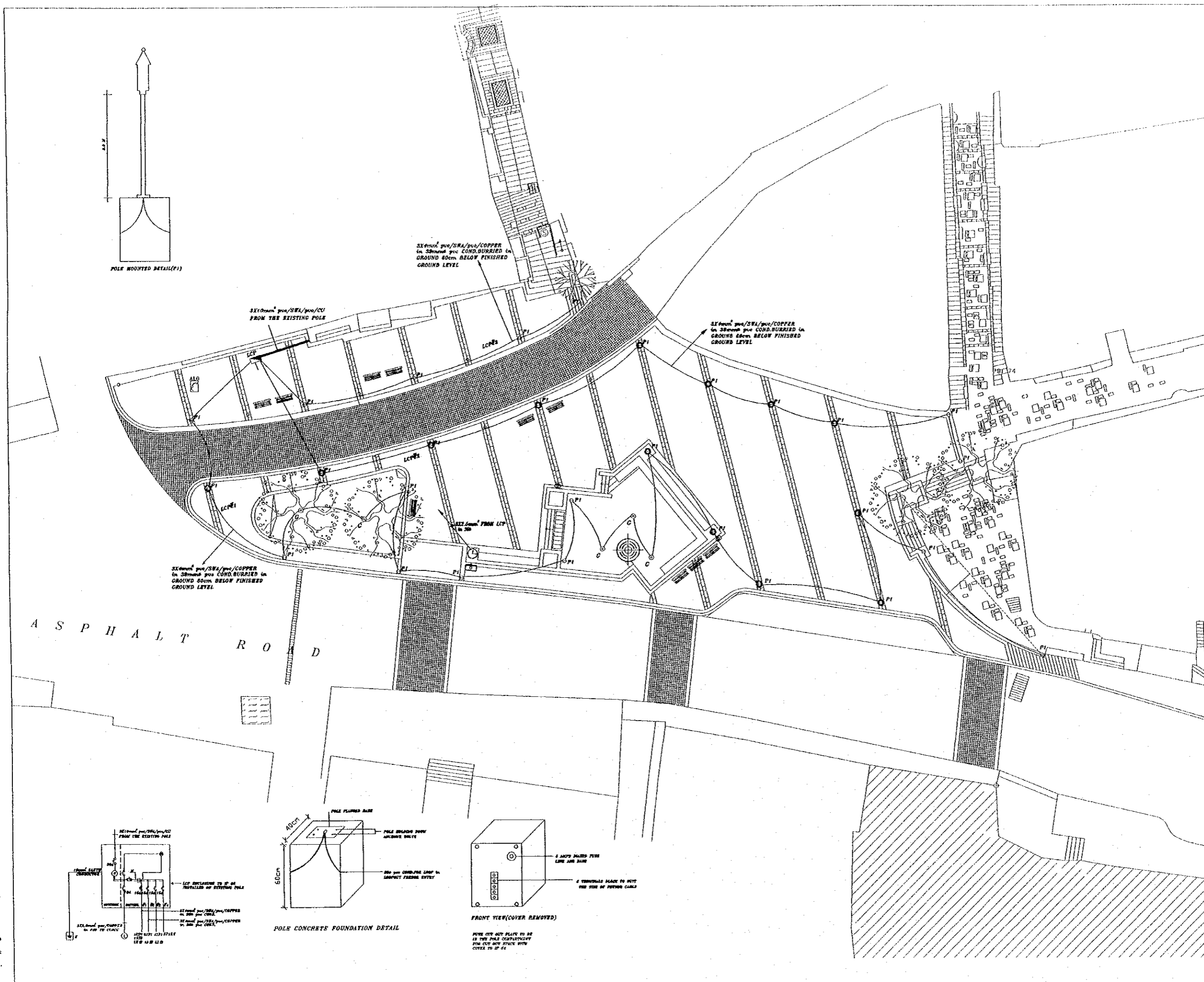
Designed by:
 Japan International Cooperation Agency (JICA)
 JICA Study Team:
 Joint Venture of Pacific Consultants International and Yamasita Sekkei Inc.
 Subcontracted Local Consultant:
 TIBAH Consultants Architects, Engineers

DATE | JUNE- 10 / 2000

Tourist Lookouts
 Drawing Title:
 AL SHAER LOOKOUT LIGHTING LAYOUT

Scale: | Drawing No.:
 1:100 | SD.EL-04

Note:
This detailed design has been executed by a team of consultants as shown below in accordance with the agreement between Japan International Cooperation Agency (JICA) and JICA Study Team.
The copyright of this drawing rests with JICA.
ALL MEASUREMENTS ARE IN CENTIMETERS.
DO NOT SCALE DRAWINGS.
FOR PATTERNED TILING REFER TO DETAIL.
FOR HAND RAIL REFER TO DETAIL.



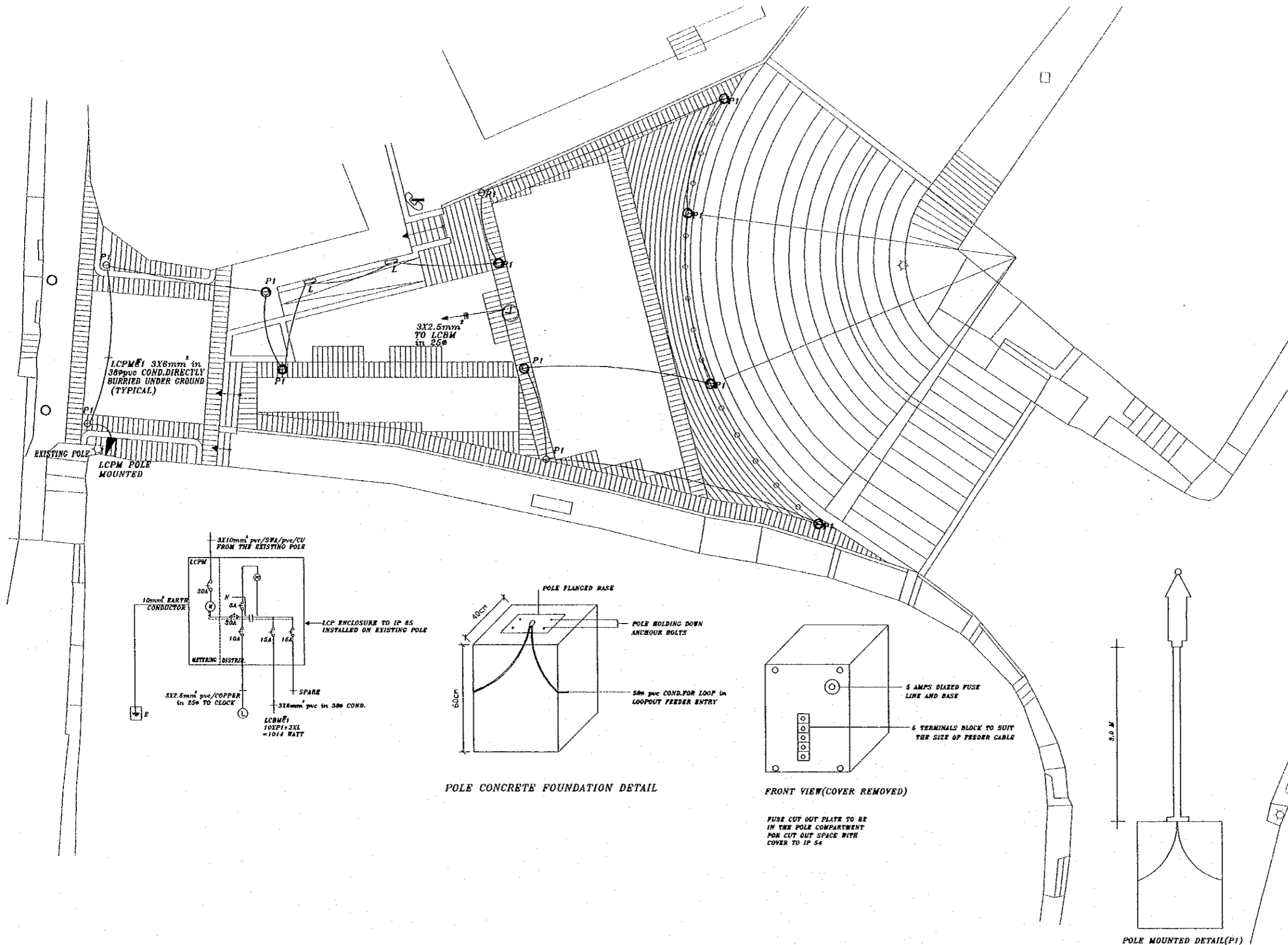
Designed by:
Japan International Cooperation Agency (JICA)
JICA Study Team:
Joint Venture of Pacific Consultants International and Yamasita Sekkei Inc.
Subcontracted Local Consultant:
TIBAH Consultants Architects, Engineers

DATE JUNE-10/2000

Tourist Plazas
Drawing Title:
AL AIN PLAZA LIGHTING LAYOUT

Scale: 1:150
Drawing No.: SD.EP-01

Note:
This detailed design has been executed by a team of consultants as shown below in accordance with the agreement between Japan International Cooperation Agency (JICA) and JICA Study Team.
The copyright of this drawing rests with JICA.
ALL MEASUREMENTS ARE IN CENTIMETERS.
DO NOT SCALE DRAWINGS.
FOR PATTERNED TILING REFER TO DETAIL.
FOR HAND RAIL REFER TO DETAIL.



Designed by:
Japan International Cooperation Agency (JICA)
JICA Study Team:
Joint Venture of Pacific Consultants International and Yamashita Sekkei Inc.

Subcontracted Local Consultant:
TIBAH Consultants Architects, Engineers

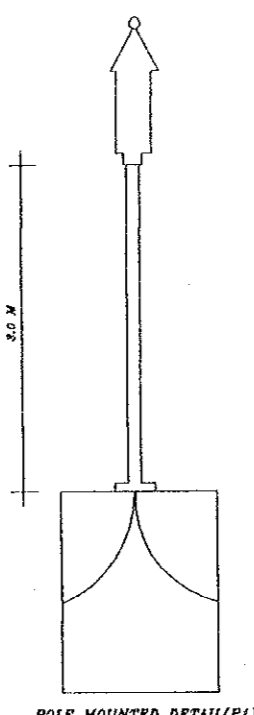
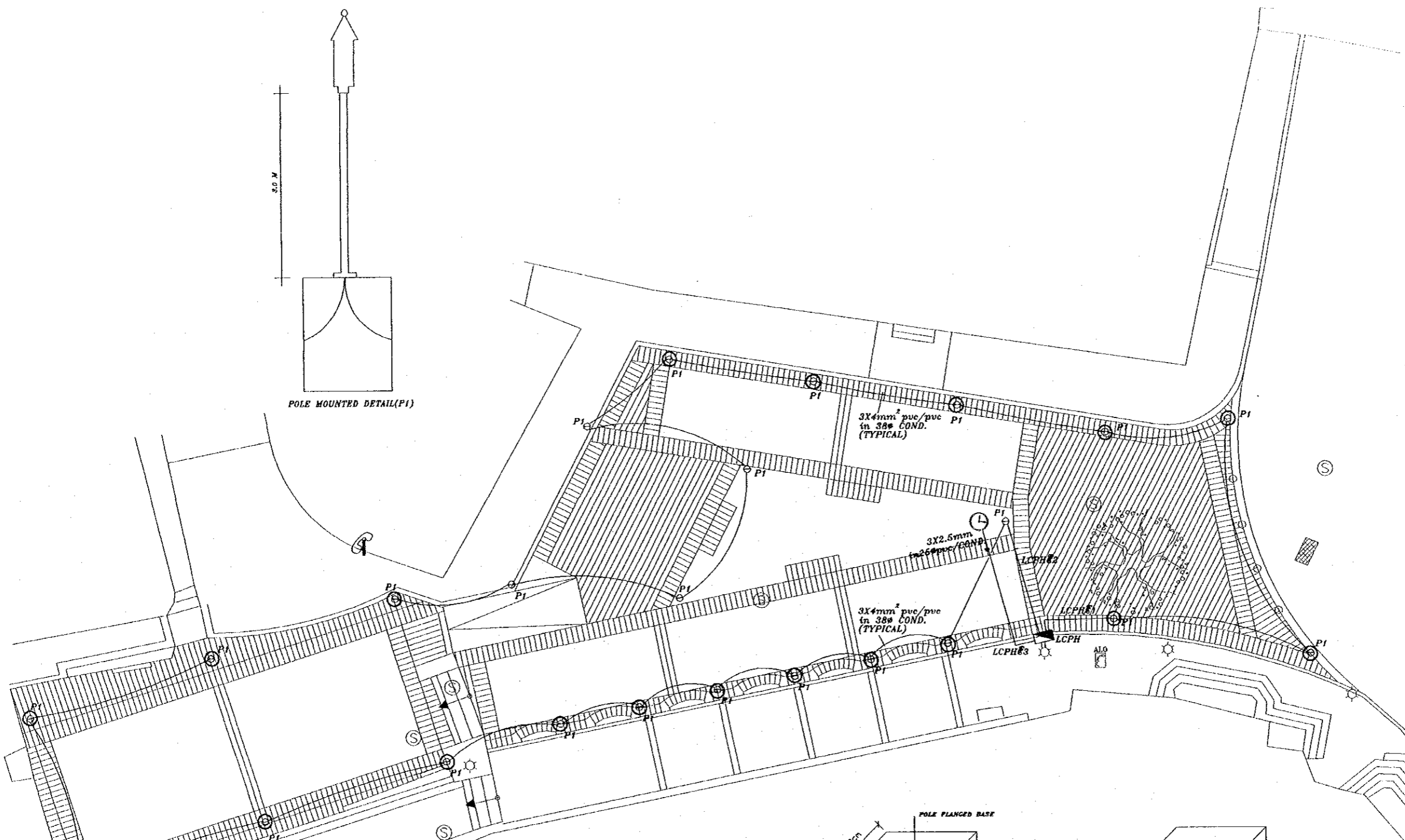
DATE: JUNE-10 / 2000

Tourist Plazas

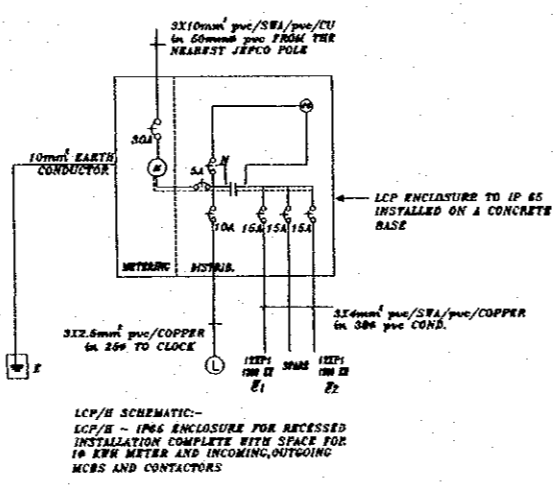
Drawing Title:
BALADIEH PLAZA LIGHTING LAYOUT

Scale: 1:100
Drawing No.: SD.EP-02

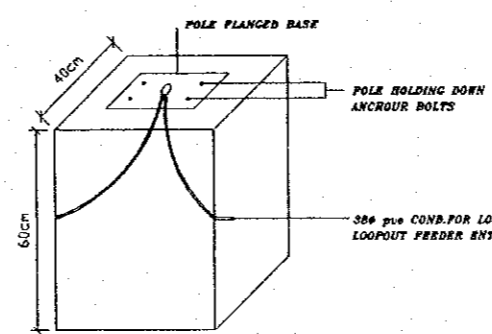
Note:
This detailed design has been executed by a team of consultants as shown below in accordance with the agreement between Japan International Cooperation Agency (JICA) and JICA Study Team.
The copyright of this drawing rests with JICA.
ALL MEASUREMENTS ARE IN CENTIMETERS.
DO NOT SCALE DRAWINGS.
FOR PATTERNED TILING REFER TO DETAIL.
FOR HAND RAIL REFER TO DETAIL.



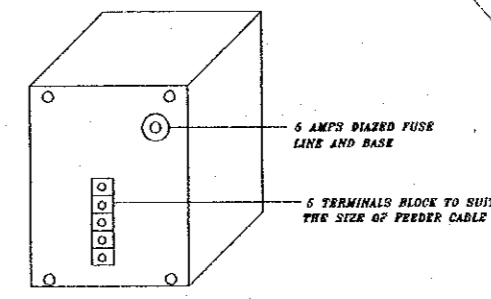
POLE MOUNTED DETAIL(P1)



LCP/H SCHEMATIC:-
LCP/H - IP66 ENCLOSURE FOR ACCESSIBLE INSTALLATION COMPLETE WITH SPACE FOR 10 KW METER AND INCOMING/OUTGOING MCBS AND CONTACTORS



POLE CONCRETE FOUNDATION DETAIL



FRONT VIEW(COVER REMOVED)

FUSE CUT OUT PLATE TO BE IN THE POLE COMPARTMENT FOR CUT OUT SPACE WITH COVER TO IP 64

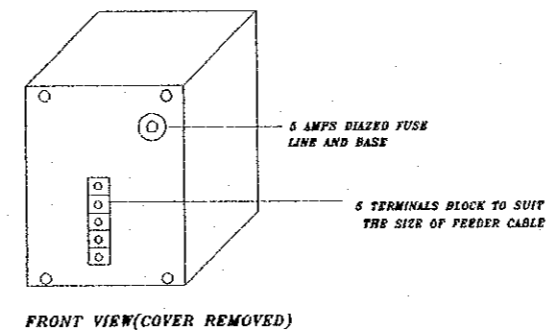
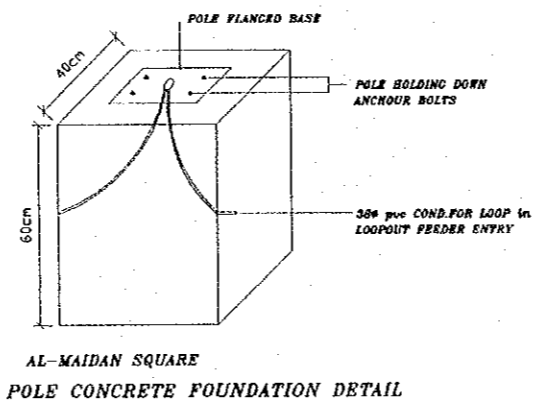
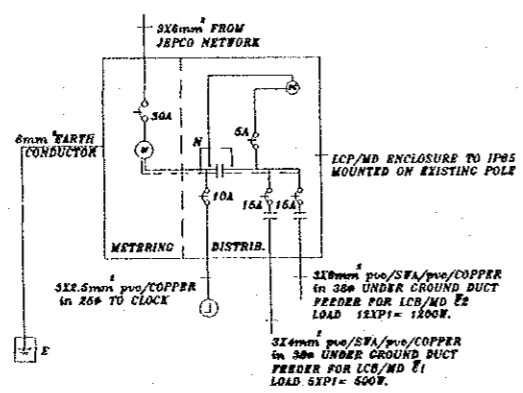
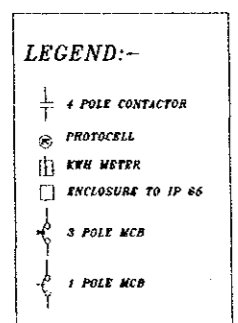
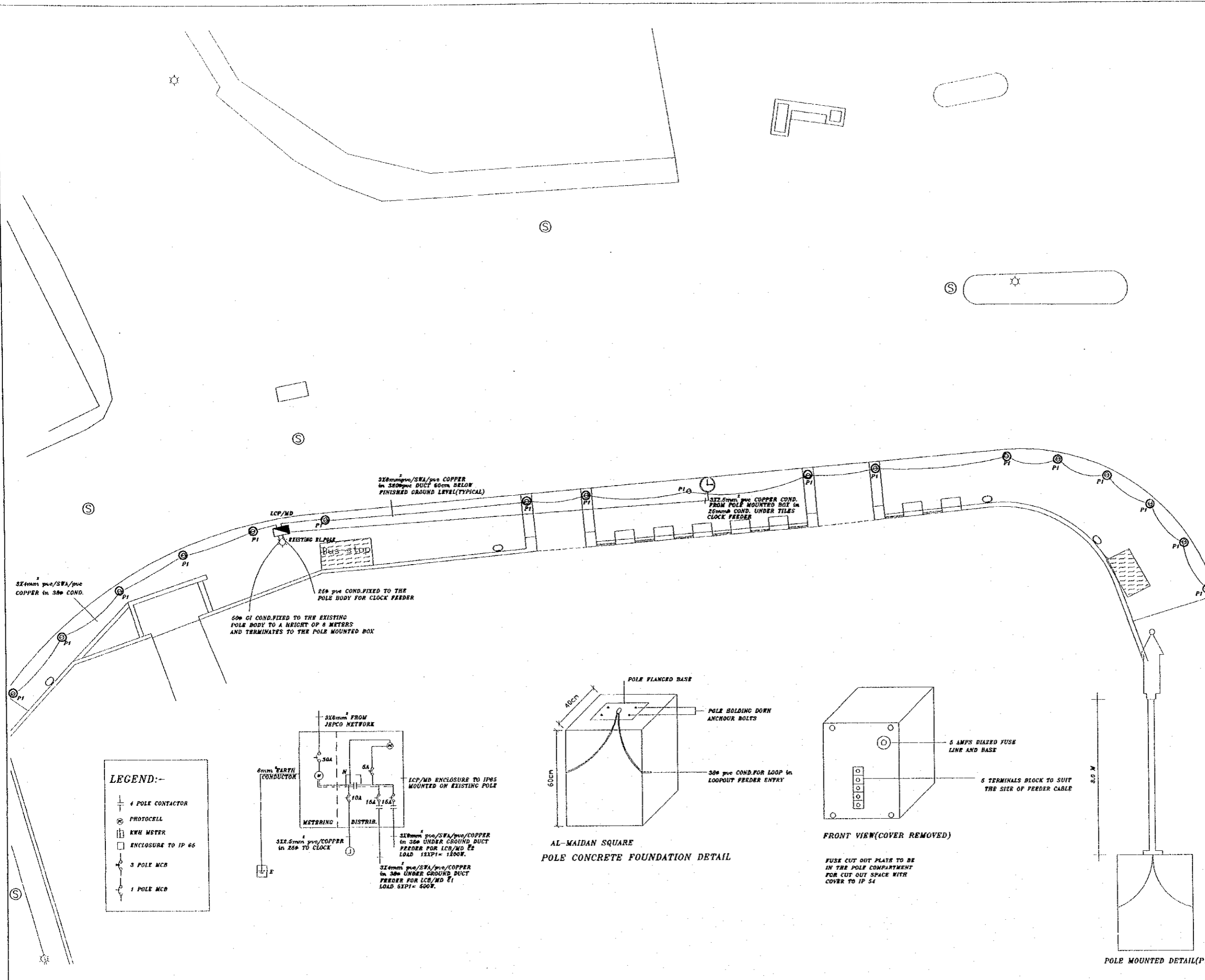
Designed by:
Japan International Cooperation Agency (JICA)
JICA Study Team:
Joint Venture of Pacific Consultants International and Yamasita Sekkei Inc.
Subcontracted Local Consultant:
TIBAH Consultants Architects, Engineers

DATE: JUNE-10 / 2000

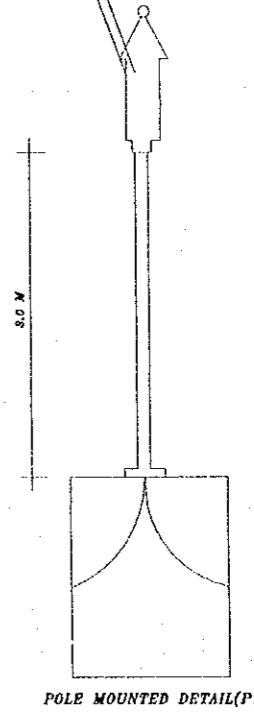
Tourist Plazas
Drawing Title:
HAMMAM PLAZA LIGHTING LAYOUT

Scale: 1:100
Drawing No.: SD.BP-03

Note:
This detailed design has been executed by a team of consultants as shown below in accordance with the agreement between Japan International Cooperation Agency (JICA) and JICA Study Team.
The copyright of this drawing rests with JICA. ALL MEASUREMENTS ARE IN CENTIMETERS. DO NOT SCALE DRAWINGS. FOR PATTERNED TILING REFER TO DETAIL. FOR HAND RAIL REFER TO DETAIL.



FUSE CUT OUT PLATE TO BE IN THE POLE COMPARTMENT FOR CUT OUT SPACE WITH COVER TO IP 54



Designed by:
Japan International Cooperation Agency (JICA)
JICA Study Team:
Joint Venture of Pacific Consultants International and Yamashita Sekkei Inc.
Subcontracted Local Consultant:
TIBAH Consultants Architects, Engineers

DATE: JUNE-10 / 2000

Tourist Plazas
Drawing Title:
AL MAIDAN PLAZA LIGHTING LAYOUT

Scale: 1:100
Drawing No.: SD.EP-04