

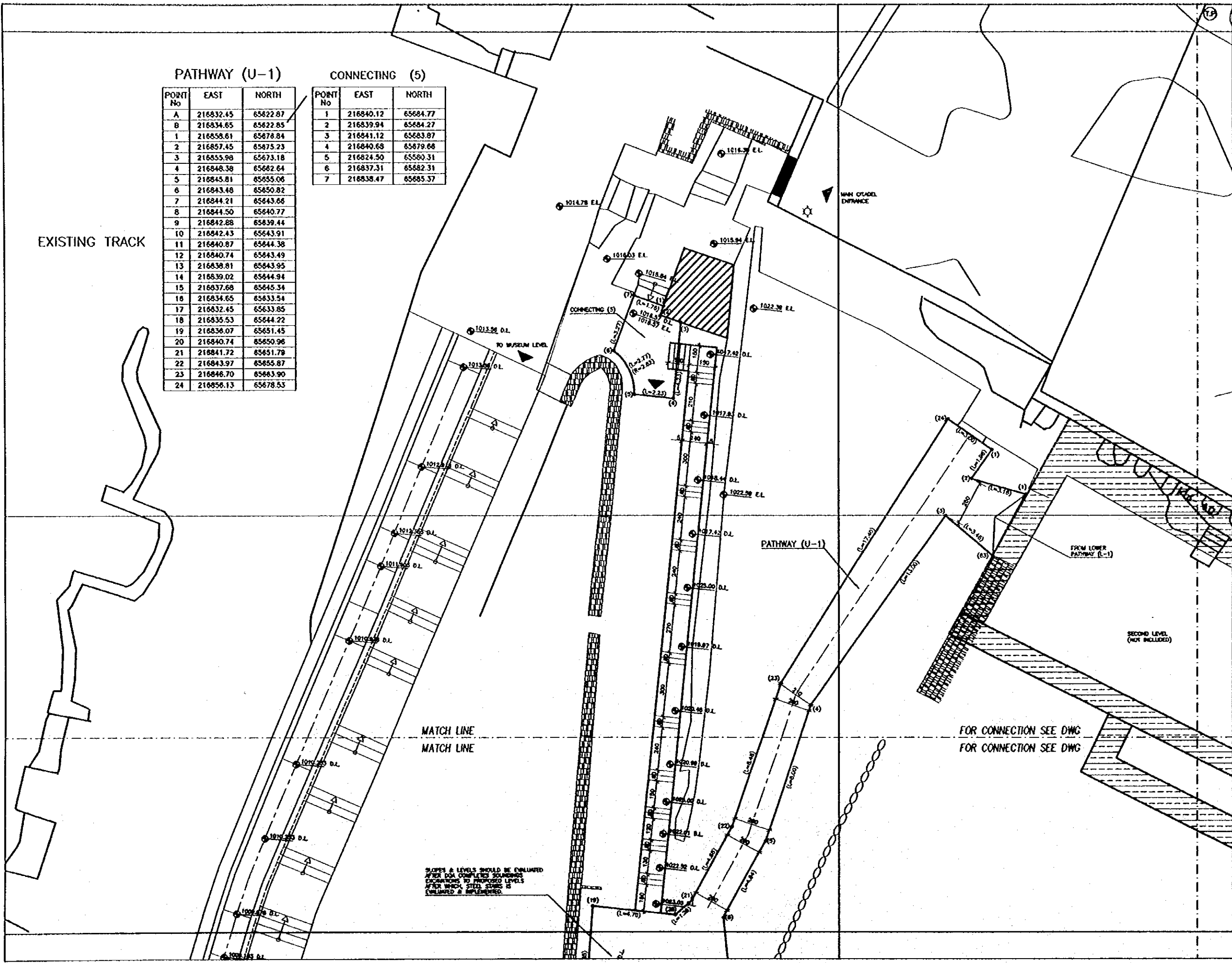
PATHWAY (U-1)

POINT No	EAST	NORTH
A	216832.45	65622.87
B	216834.65	65622.85
1	216858.61	65678.84
2	216857.45	65675.23
3	216855.98	65673.18
4	216848.38	65662.64
5	216845.81	65655.06
6	216843.48	65650.82
7	216844.21	65643.66
8	216844.50	65640.77
9	216842.88	65639.44
10	216842.43	65643.91
11	216840.87	65644.38
12	216840.74	65643.49
13	216838.81	65643.95
14	216839.02	65644.94
15	216837.68	65645.34
16	216834.65	65633.54
17	216832.45	65633.85
18	216835.53	65644.22
19	216836.07	65651.45
20	216840.74	65650.96
21	216841.72	65651.79
22	216843.97	65655.87
23	216846.70	65663.90
24	216856.13	65678.53

CONNECTING (5)

POINT No	EAST	NORTH
1	216840.12	65684.77
2	216839.94	65684.27
3	216841.12	65683.87
4	216840.68	65679.66
5	216824.50	65580.31
6	216837.31	65582.31
7	216838.47	65685.37

EXISTING TRACK



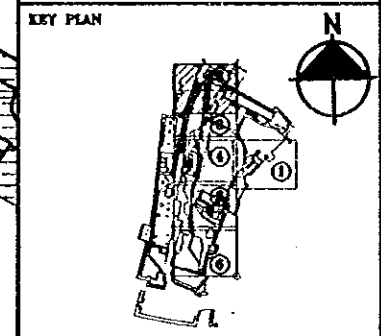
SLOPES & LEVELS SHOULD BE EVALUATED AFTER DOA COMPLETES SOUNDINGS EXAMINATIONS TO PROPOSED LEVELS AFTER WHICH SITES SLOPES IS EVALUATED & IMPLEMENTED.

Project:
Tourism Sector Development Project
in the Hashemite Kingdom of Jordan

Executing Agency:
The Ministry of Tourism and Antiquities
The Ministry of Planning

SUB-PROJECT:
Karak Tourism Development Project
Karak Castle Pathways

Note:
This detailed design has been executed by a team of consultants as shown below in accordance with the agreement between Japan International Cooperation Agency (JICA) and JICA Study Team.
The copyright of this drawing rests with JICA.



Designed by:
Japan International Cooperation Agency (JICA)
JICA Study Team:
Joint Venture of Pacific Consultants International and Yamasita Sekkel Inc.

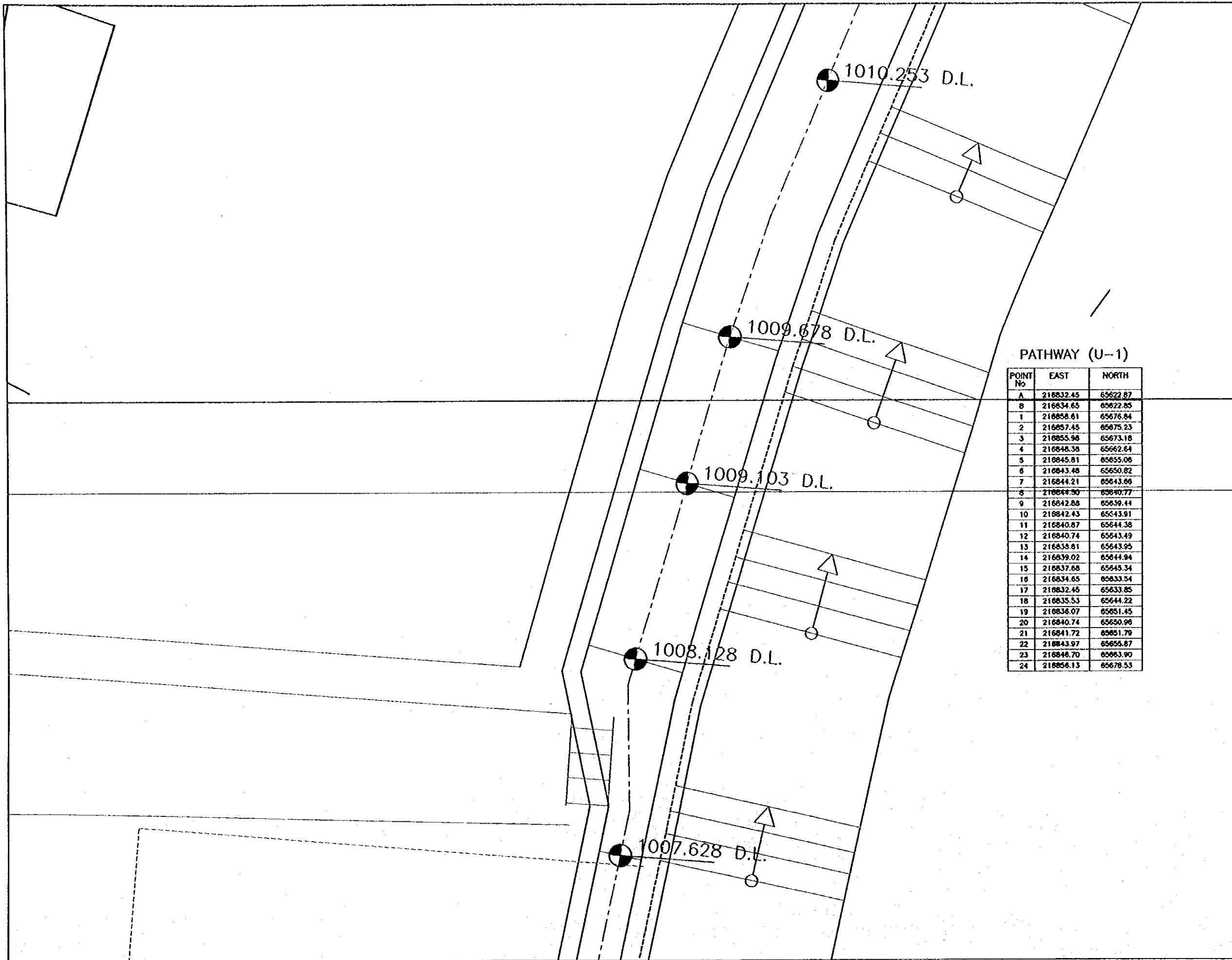
Subcontracted Local Consultant:

consolidated consultants
engineering & architecture
Tel: 663227 - Fax: 663288 - AMM - JMM

UPPER LEVEL PLAN PART-2

Drawing Title:

Scale: 1/100 Drawing No.: KCPA-028



Project:
 Tourism Sector Development Project
 in the Hashemite Kingdom of Jordan

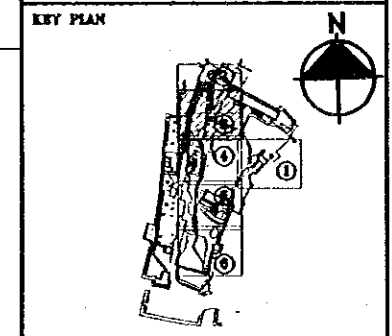
Executing Agency
 The Ministry of Tourism and Antiquities
 The Ministry of Planning

SUB-PROJECT:
 Karak Tourism Development Project
 Karak Castle Pathways

Note:
 This detailed design has been executed by
 a team of consultants as shown below in
 accordance with the agreement between
 Japan International Cooperation Agency
 (JICA) and JICA Study Team.
 The copyright of this drawing rests with
 JICA.

PATHWAY (U-1)

POINT No	EAST	NORTH
A	216832.45	65622.87
B	216834.65	65622.85
1	216856.61	65676.84
2	216857.45	65675.23
3	216855.98	65673.18
4	216848.38	65662.64
5	216845.81	65655.06
6	216843.48	65650.82
7	216844.21	65643.68
8	216844.50	65640.77
9	216842.88	65639.44
10	216842.43	65643.91
11	216840.87	65644.38
12	216840.74	65643.49
13	216838.81	65643.95
14	216839.02	65644.94
15	216837.88	65645.34
16	216834.65	65633.54
17	216832.45	65633.85
18	216835.53	65644.22
19	216836.07	65651.45
20	216840.74	65650.96
21	216841.72	65651.79
22	216843.97	65655.87
23	216848.70	65663.90
24	216856.13	65678.53



Designed by:
 Japan International Cooperation
 Agency (JICA)

JICA Study Team:
 Joint Venture of
 Pacific Consultants International and
 Yamasita Sekkei Inc.

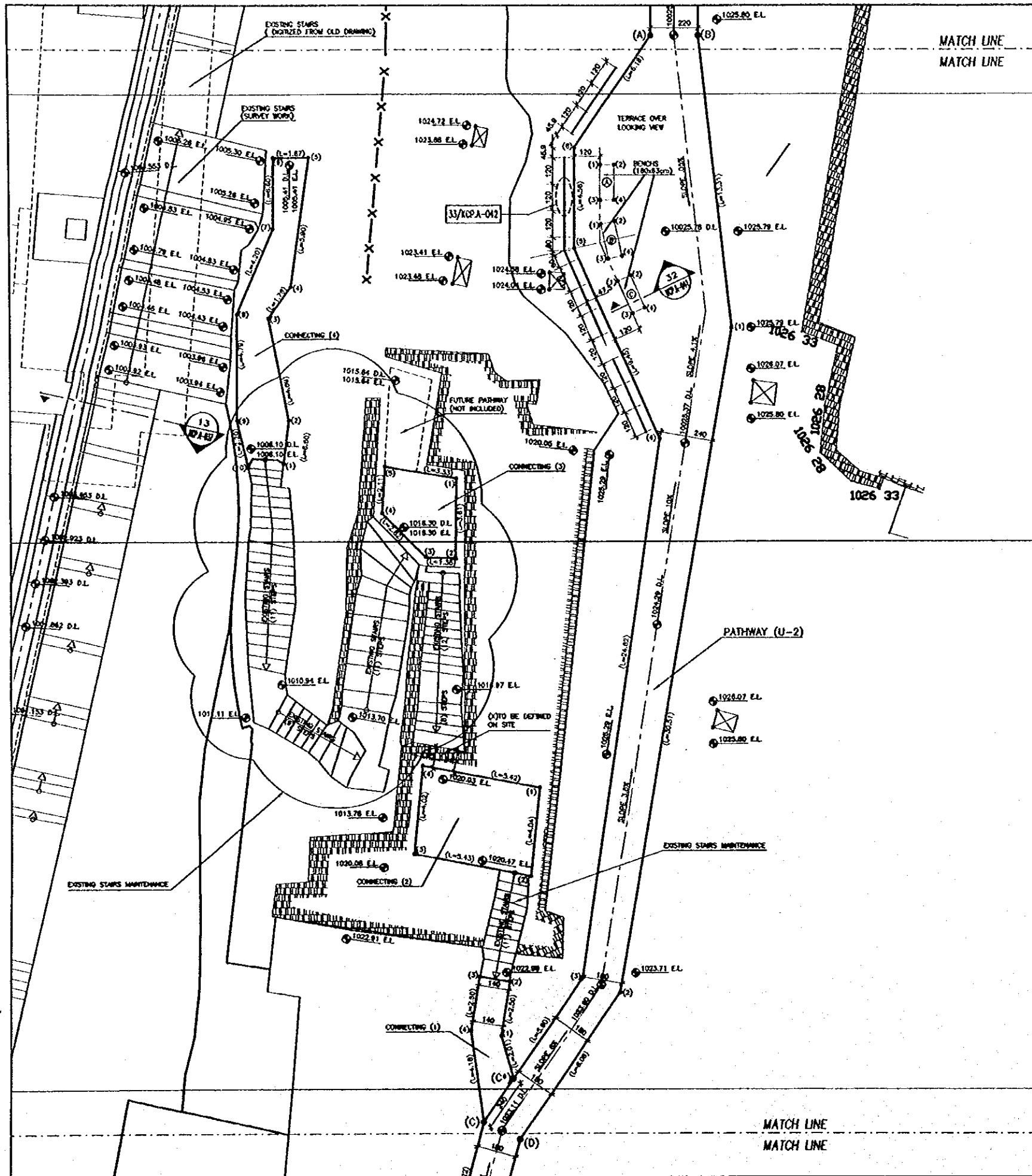
Subcontracted Local Consultant:



UPPER LEVEL PLAN
 PART-3

Drawing Title:

Scale: 1/100 Drawing No.: KCP.A-029



MATCH LINE
MATCH LINE

FOR CONNECTION SEE DWG
FOR CONNECTION SEE DWG

FOR CONNECTION SEE DWG
FOR CONNECTION SEE DWG

CONNECTING (1)

POINT No	EAST	NORTH
C	216824.68	65573.70
C*	216828.02	65575.68
1	216825.47	65577.61
2	216825.88	65580.08
3	216824.50	65580.31
4	216824.09	65577.84

CONNECTING (2)

POINT No	EAST	NORTH
1	216827.27	65588.90
2	216826.86	65584.87
3	216821.53	65585.88
4	216821.93	65589.89

CONNECTING (3)

POINT No	EAST	NORTH
1	216823.52	65602.85
2	216823.50	65599.24
3	216822.12	65599.30
4	216820.11	65601.28
5	216820.24	65603.38

CONNECTING (4)

POINT No	EAST	NORTH
1	216815.57	65603.52
2	216815.82	65605.48
3	216814.88	65610.08
4	216815.92	65611.49
5	216816.77	65617.33
6	216815.09	65617.33
7	216815.09	65614.13
8	216613.44	65610.27
9	216813.44	65605.48
10	216813.93	65603.33

BENCHS

POINT No	EAST	NORTH
BENCH (A)		
1	216830.12	65618.99
2	216830.75	65616.99
3	216830.12	65615.39
4	216830.75	65615.39
BENCH (B)		
1	216830.16	65614.30
2	216830.78	65614.44
3	216830.50	65612.74
4	216831.12	65612.87
BENCH (C)		
1	216830.92	65611.73
2	216831.49	65611.99
3	216831.89	65610.27
4	216832.16	65610.54

PATHWAY (U-2)

POINT No	EAST	NORTH
A	216832.45	65622.85
B	216834.65	65622.85
C	216824.68	65573.70
C*	216826.02	65575.68
D	216826.31	65572.93
1	216836.18	65609.63
2	216830.91	65579.58
3	216829.21	65580.28
4	216832.86	65604.62
5	216828.92	65613.21
6	216828.92	65617.77

MATCH LINE
MATCH LINE

FOR CONNECTION SEE DWG
FOR CONNECTION SEE DWG

Project:
Tourism Sector Development Project
in the Hashemite Kingdom of Jordan

Executing Agency
The Ministry of Tourism and Antiquities
The Ministry of Planning

SUB-PROJECT:
Karak Tourism Development Project
Karak Castle Pathways

Note:
This detailed design has been executed by
a team of consultants as shown below in
accordance with the agreement between
Japan International Cooperation Agency
(JICA) and JICA Study Team.
The copyright of this drawing rests with
JICA.

KEY PLAN

Designed by:
Japan International Cooperation
Agency (JICA)
JICA Study Team:
Joint Venture of
Pacific Consultants International and
Yamasita Sekkei Inc.
Subcontracted Local Consultant:
consolidated consultants
engineering & environment
16 991277 - Fax 992330 - AMMAN - JORDAN

UPPER LEVEL PLAN
PART-4

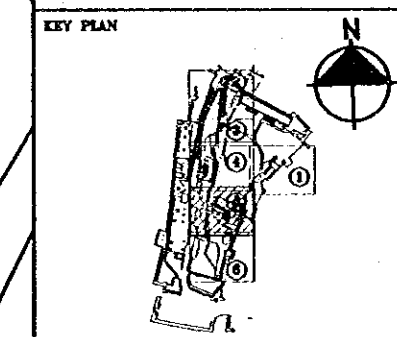
Scale: 1/100 Drawing No.: KCP.A-030

Project:
Tourism Sector Development Project
in the Hashemite Kingdom of Jordan

Executing Agency
The Ministry of Tourism and Antiquities
The Ministry of Planning

SUB-PROJECT:
Karak Tourism Development Project
Karak Castle Pathways

Note:
This detailed design has been executed by
a team of consultants as shown below in
accordance with the agreement between
Japan International Cooperation Agency
(JICA) and JICA Study Team.
The copyright of this drawing rests with
JICA.



Designed by:
Japan International Cooperation
Agency (JICA)
JICA Study Team:
Joint Venture of
Pacific Consultants International and
Yamamoto Sekkei Inc.
Subcontracted Local Consultant:

consolidated consultants
engineering & environment
Tel: 9952277 - Fax: 9952288 - AMMAN - JORDAN

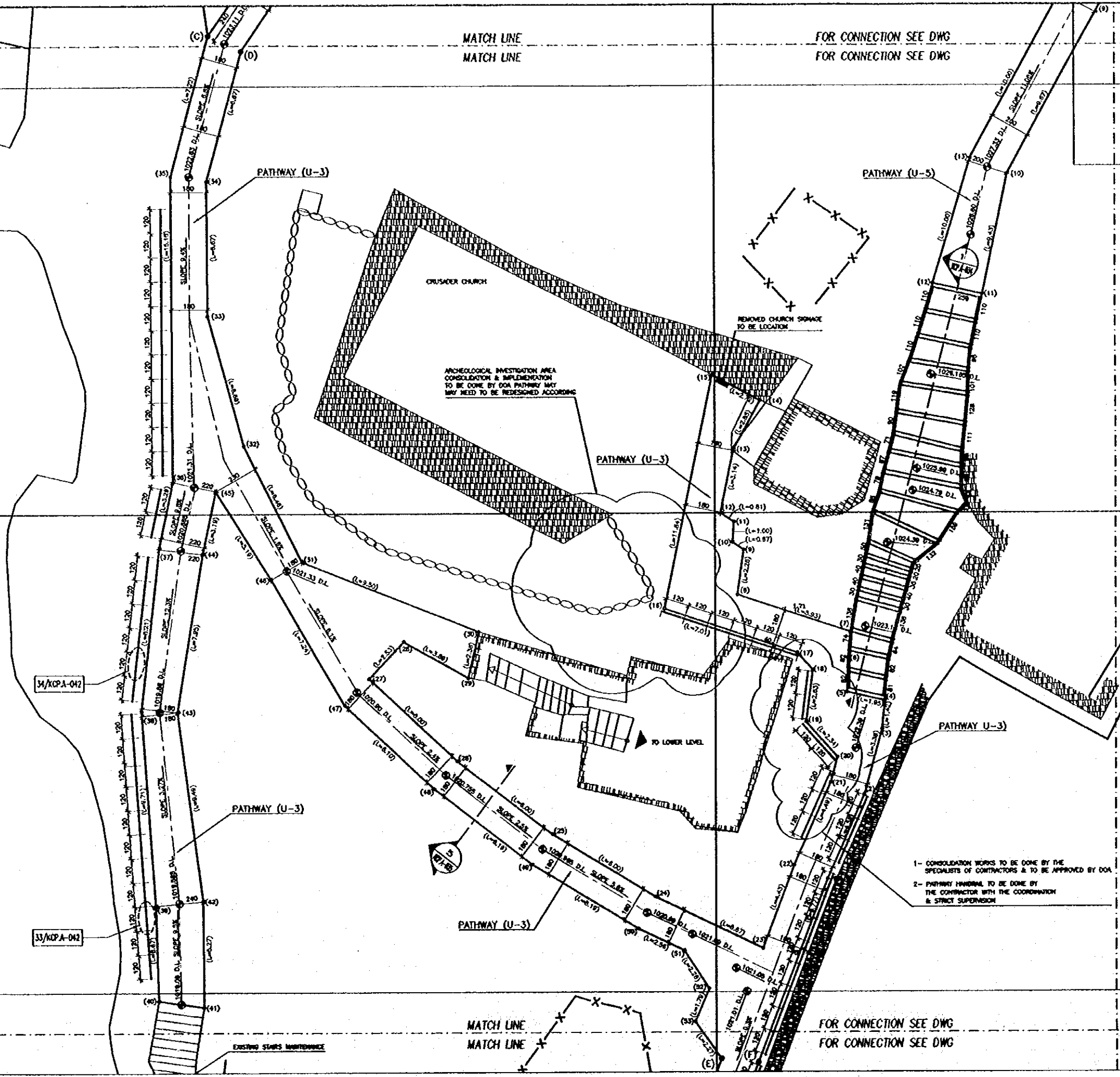
UPPER LEVEL PLAN
PART-5

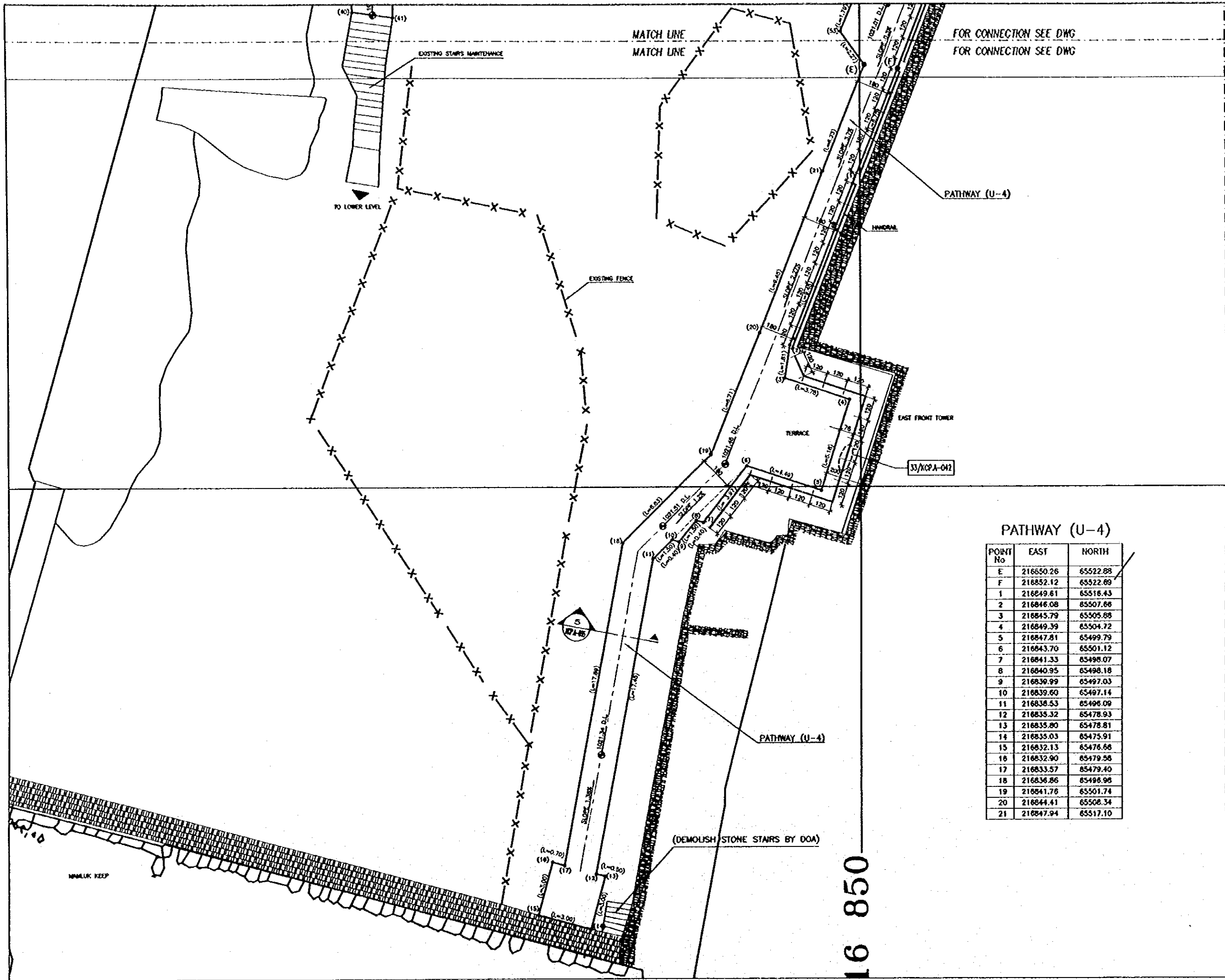
Drawing Title:

Scale: 1/100 Drawing No.: **KCP.A-031**

PATHWAY (U-3)

POINT No	EAST	NORTH
C	216824.66	65573.70
D	216826.31	65572.93
E	216850.26	65522.88
F	216852.12	65522.69
1	216855.63	65531.81
2	216857.48	65536.00
3	216858.38	65539.25
4	216856.53	65540.92
5	216856.62	65541.50
6	216856.65	65542.81
7	216856.76	65544.09
8	216851.13	65545.94
9	216851.45	65548.18
10	216850.89	65548.55
11	216850.96	65549.50
12	216850.29	65550.00
13	216850.93	65553.07
14	216852.58	65555.43
15	216849.88	65556.84
16	216847.45	65545.25
17	216854.11	65543.06
18	216857.94	65542.22
19	216854.57	65539.61
20	216856.13	65537.87
21	216855.78	65535.61
22	216853.94	65532.50
23	216852.38	65528.37
24	216848.95	65530.94
25	216841.82	65534.05
26	216837.04	65537.69
27	216832.67	65541.80
28	216834.40	65543.64
29	216837.61	65541.83
30	216838.15	65544.13
31	216829.32	65547.62
32	216826.40	65553.39
33	216824.59	65559.83
34	216824.56	65566.50
35	216822.78	65566.74
36	216822.82	65561.58
37	216822.13	65548.36
38	216821.19	65540.21
39	216821.84	65530.52
40	216821.97	65525.79
41	216824.55	65525.48
42	216824.24	65530.75
43	216823.00	65540.16
44	216823.30	65548.00
45	216824.97	65551.12
46	216827.76	65548.73
47	216831.43	65540.49
48	216835.88	65536.31
49	216840.80	65532.56
50	216846.09	65529.36
51	216848.41	65528.25
52	216848.65	65526.37
53	216848.95	65524.72





FOR CONNECTION SEE DWG
FOR CONNECTION SEE DWG

PATHWAY (U-4)

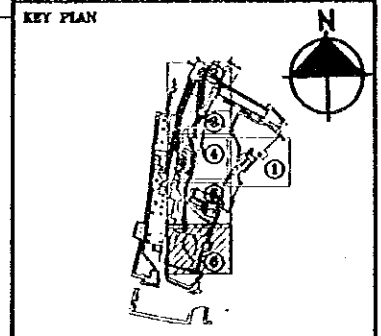
POINT No	EAST	NORTH
E	216650.26	65522.88
F	216852.12	65522.69
1	216849.61	65516.43
2	216846.08	65507.66
3	216845.79	65505.88
4	216849.39	65504.72
5	216847.81	65499.79
6	216843.70	65501.12
7	216841.33	65498.07
8	216840.95	65498.18
9	216839.99	65497.03
10	216839.60	65497.14
11	216838.53	65496.09
12	216835.32	65478.93
13	216835.80	65478.81
14	216835.03	65475.91
15	216832.13	65476.66
16	216832.90	65479.56
17	216833.57	65479.40
18	216836.86	65496.96
19	216841.76	65501.74
20	216844.41	65508.34
21	216847.94	65517.10

Project:
Tourism Sector Development Project
in the Hashemite Kingdom of Jordan

Executing Agency
The Ministry of Tourism and Antiquities
The Ministry of Planning

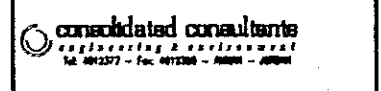
SUB-PROJECT:
Karak Tourism Development Project
Karak Castle Pathways

Note:
This detailed design has been executed by
a team of consultants as shown below in
accordance with the agreement between
Japan International Cooperation Agency
(JICA) and JICA Study Team.
The copyright of this drawing rests with
JICA.



Designed by:
Japan International Cooperation
Agency (JICA)
JICA Study Team:
Joint Venture of
Pacific Consultants International and
Yamashita Sekkei Inc.

Subcontracted Local Consultant:

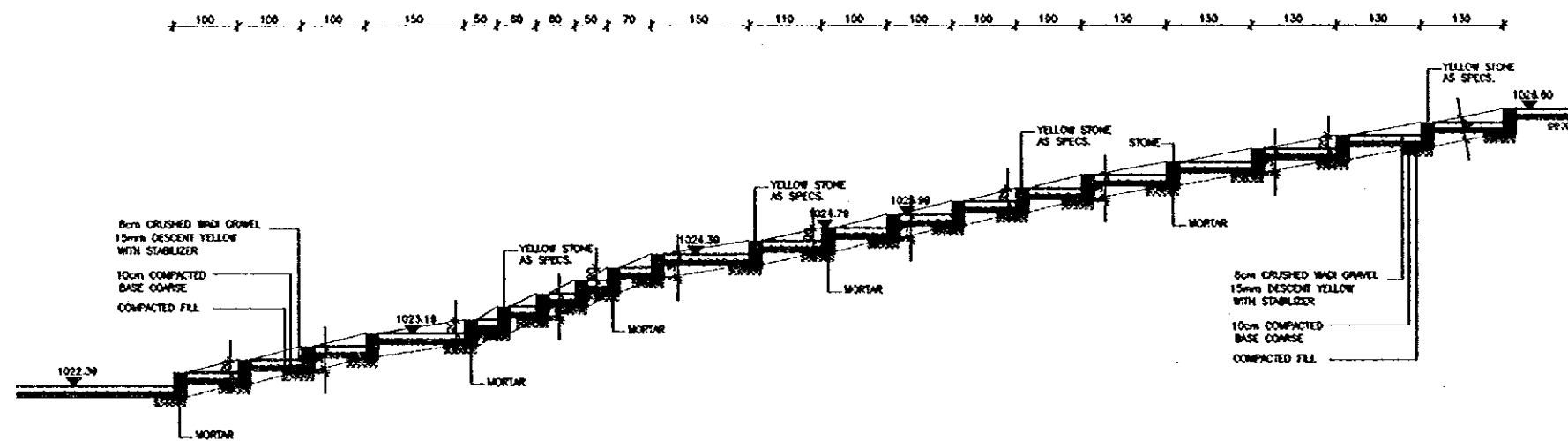


UPPER LEVEL PLAN
PART-6

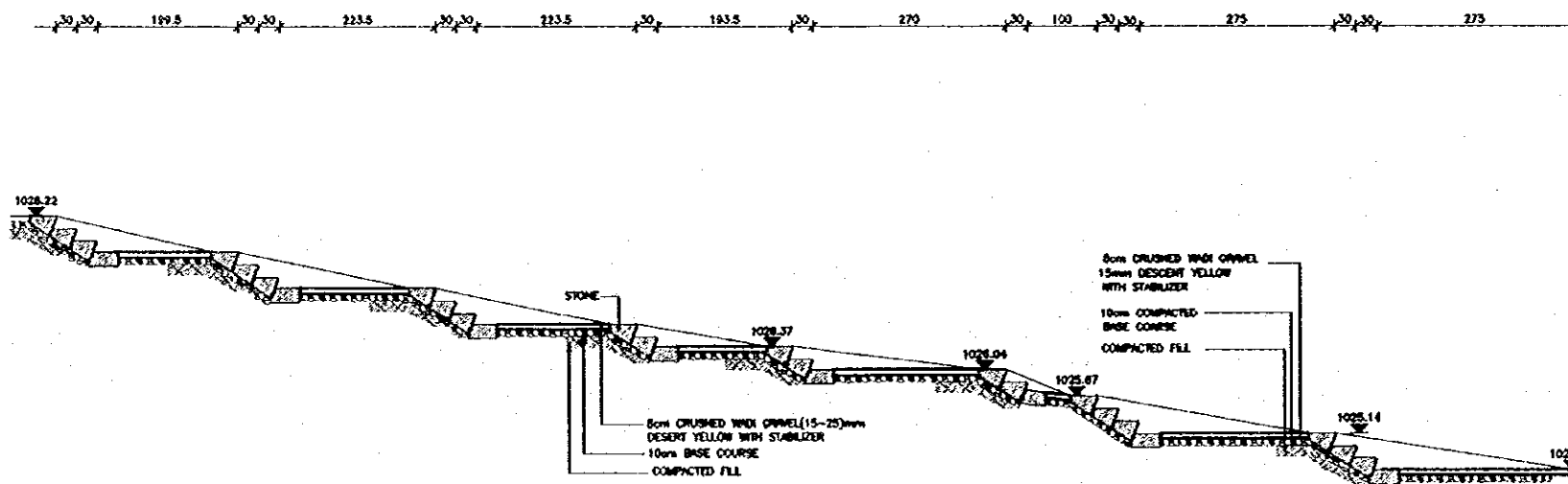
Drawing Title:

Scale: 1/100 Drawing No.: KCPA-032

16 850



STAIRS SECTIONS (1)
SCALE = 1:20



STAIRS SECTIONS (2)
SCALE = 1:20

Project:
Tourism Sector Development Project
in the Hashemite Kingdom of Jordan

Executing Agency
The Ministry of Tourism and Antiquities
The Ministry of Planning

SUB-PROJECT:
Karak Tourism Development Project
Karak Castle Pathways

Note:
This detailed design has been executed by
a team of consultants as shown below in
accordance with the agreement between
Japan International Cooperation Agency
(JICA) and JICA Study Team.
The copyright of this drawing rests with
JICA.

Designed by:
Japan International Cooperation
Agency (JICA)
JICA Study Team:
Joint Venture of
Pacific Consultants International and
Yamasita Sekkei Inc.
Subcontracted Local Consultant:

consolidated consultants
engineering & environment
TA 001237 - Fax 001238 - AMMAN - JORDAN

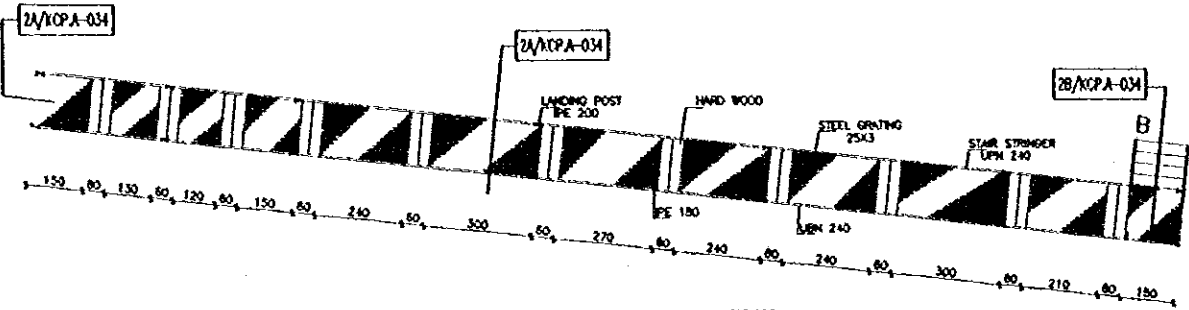
STAIRS SECTIONS

Drawing Title:

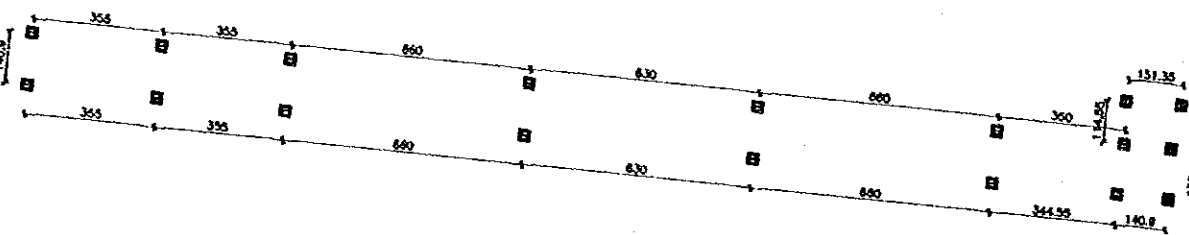
Scale: Drawing No.:

1:30

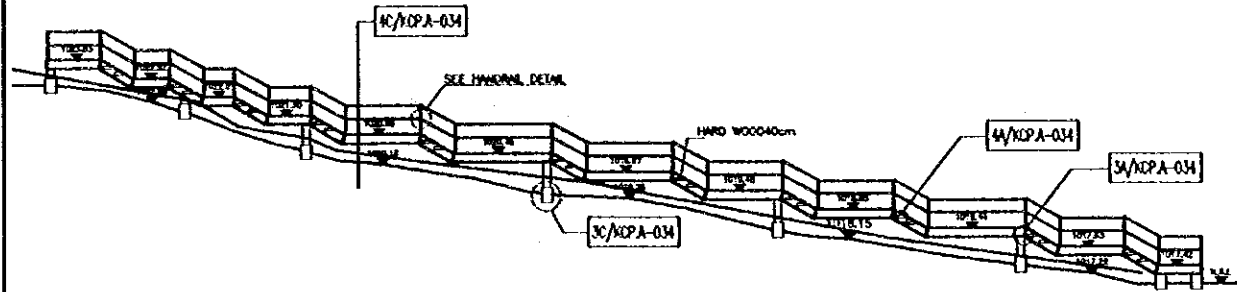
KCP.A-033



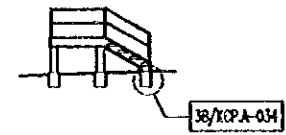
PLAN
SCALE 1/100



FOUNDATION PLAN
SCALE 1/100



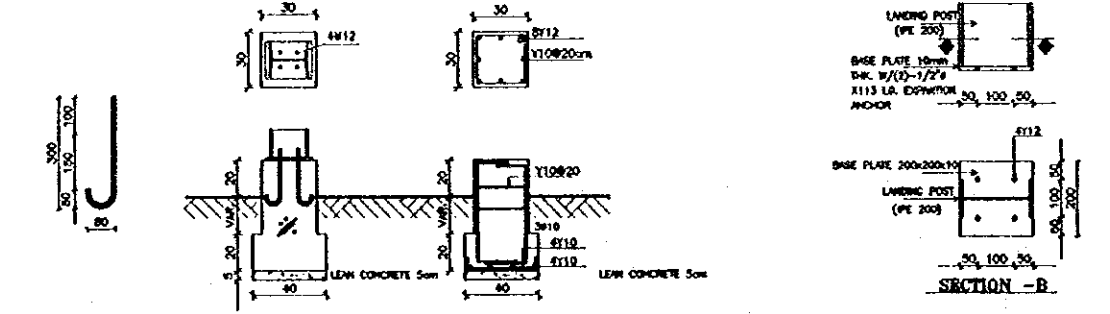
SECTION A-A
SCALE 1/100



SECTION B-B
SCALE 1/100

STEEL STAIRS PLANS
SCALE = 1:100

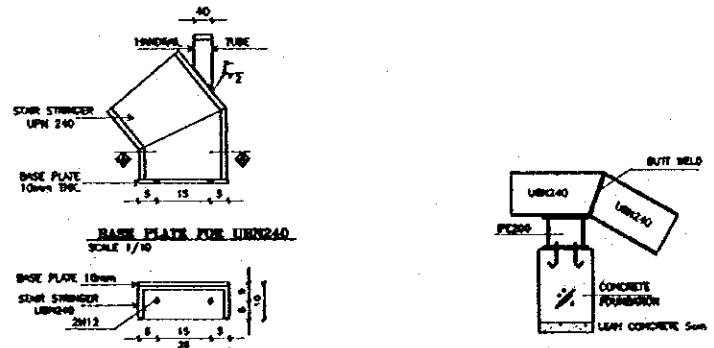
SECTION A&B
SCALE = 1:100



12mm DIA ANCHOR BOLT
DETAIL
SCALE 1/10

FOUNDATION DETAIL (C)
SCALE 1/20

BASE PLATE DETAIL
SCALE 1/20

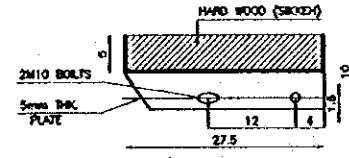


SECTION A-A
SCALE 1/10

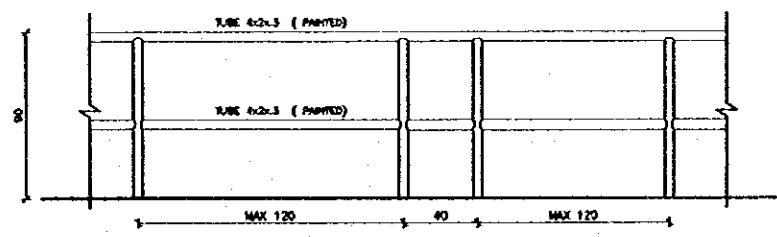
DETAIL (B)

DETAIL-A
SCALE 1/20

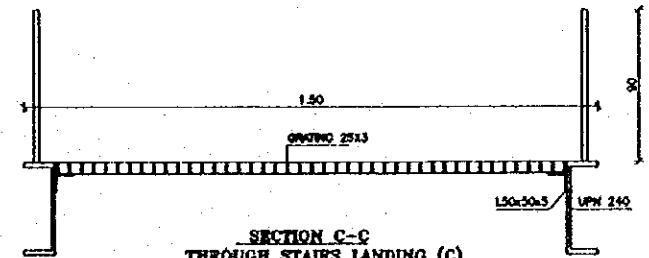
FOUNDATIONS DETAILS
SCALE = 1:10, 1:20



HARD WOOD (SEKKEI)
TREAD DETAIL-1
SCALE 1/5



HANDRAIL DETAILS
SCALE 1/20



SECTION C-C
THROUGH STAIRS LANDING (C)
SCALE 1/10

TREAD & HANDRAIL DETAILS
SCALE = 1:5, 1:10, 1:20

Project:
Tourism Sector Development Project
in the Hashemite Kingdom of Jordan

Executing Agency
The Ministry of Tourism and Antiquities
The Ministry of Planning

SUB-PROJECT:
Karak Tourism Development Project
Karak Castle Pathways

Note:
This detailed design has been executed by
a team of consultants as shown below in
accordance with the agreement between
Japan International Cooperation Agency
(JICA) and JICA Study Team.
The copyright of this drawing rests with
JICA.

Designed by:
Japan International Cooperation
Agency (JICA)
JICA Study Team:
Joint Venture of
Pacific Consultants International and
Yamasita Sekkei Inc.

Subcontracted Local Consultant:

consolidated consultants
engineering & environment
Tel: 001277 - Fax: 001280 - AMM - JAPAN

STEEL STAIRS AT
PATHWAY (U-1)

Drawing Title:

Scale:
1:100, 1:20
1:10, 1:5

Drawing No.:
KCPA-034

Project:
 Tourism Sector Development Project
 in the Hashemite Kingdom of Jordan

Executing Agency
 The Ministry of Tourism and Antiquities
 The Ministry of Planning

SUB-PROJECT:
 Karak Tourism Development Project
 Karak Castle Pathways

Note:
 This detailed design has been executed by
 a team of consultants as shown below in
 accordance with the agreement between
 Japan International Cooperation Agency
 (JICA) and JICA Study Team.
 The copyright of this drawing rests with
 JICA.

Designed by:
 Japan International Cooperation
 Agency (JICA)
 JICA Study Team:
 Joint Venture of
 Pacific Consultants International and
 Yamasita Sekkei Inc.

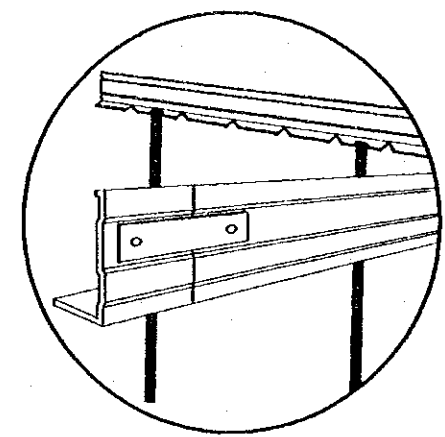
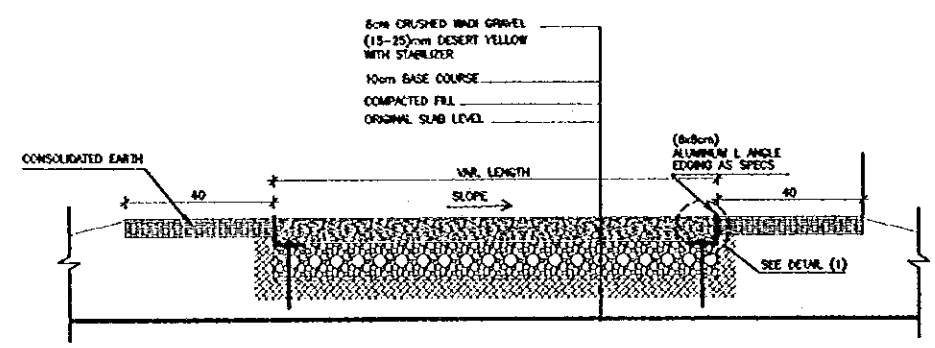
Subcontracted Local Consultant:

consolidated consultants
 ENGINEERING & ENVIRONMENT
 Tel: 4812377 - Fax: 4812380 - AMMAN - JORDAN

**DETAILS - 2
 MISCELLANEOUS**

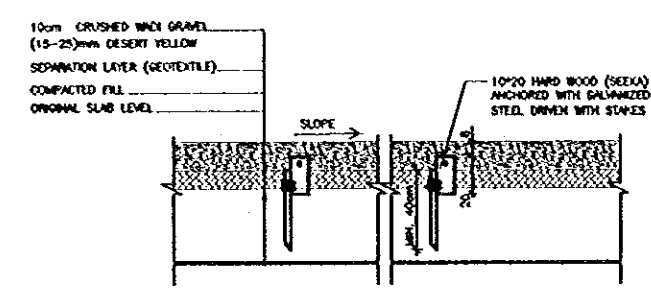
Drawing Title:

Scale: 1:10, 1:20 Drawing No.: **KCPA-035**

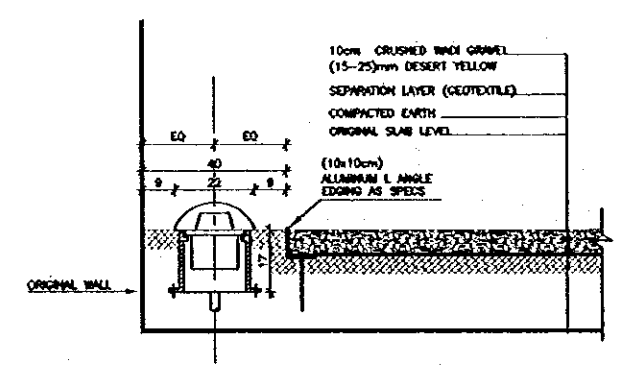


L ANGLE EDGING DETAIL (1)

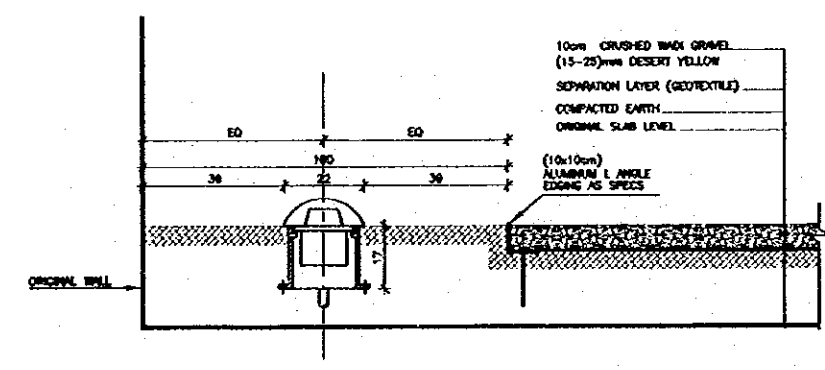
② TYPICAL PATHWAY FINISHES AT UPPER & MUSEUM LEVEL SCALE = 1:10



③ LOWER LEVEL PATHWAY DETAIL FOR SLOPES MORE THAN 5% SCALE = 1:20

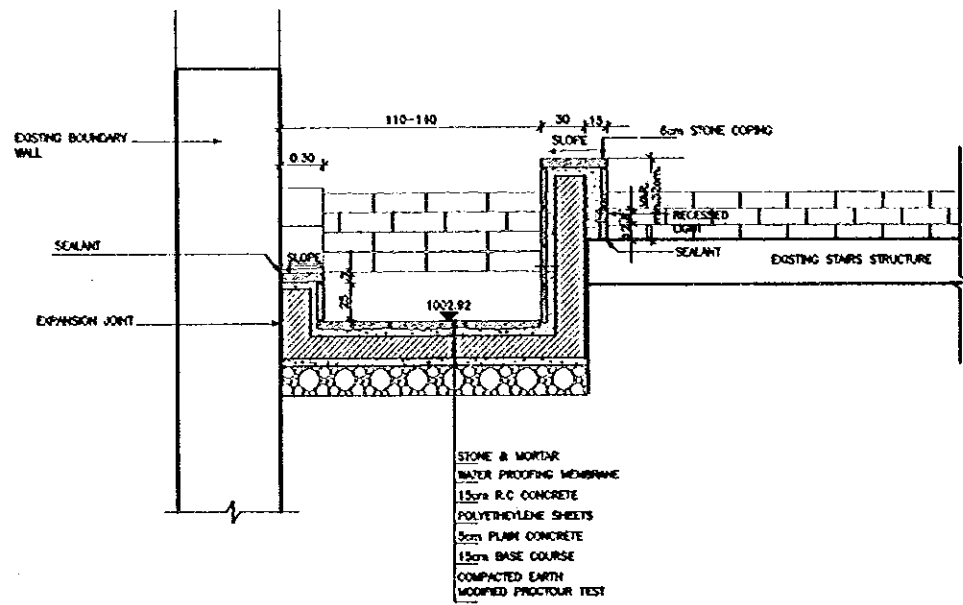


④ TYPICAL LOWER LEVEL PATHWAY FINISHES SCALE = 1:10

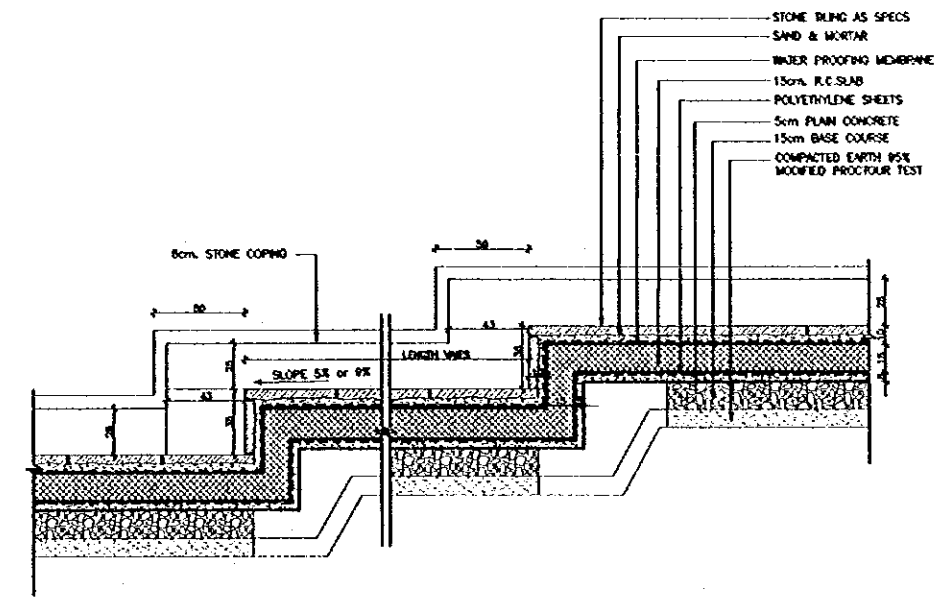


⑤ LOWER LEVEL PATHWAY LIGHTING DETAIL AT CRUSADER NORTH FRONT SCALE = 1:10

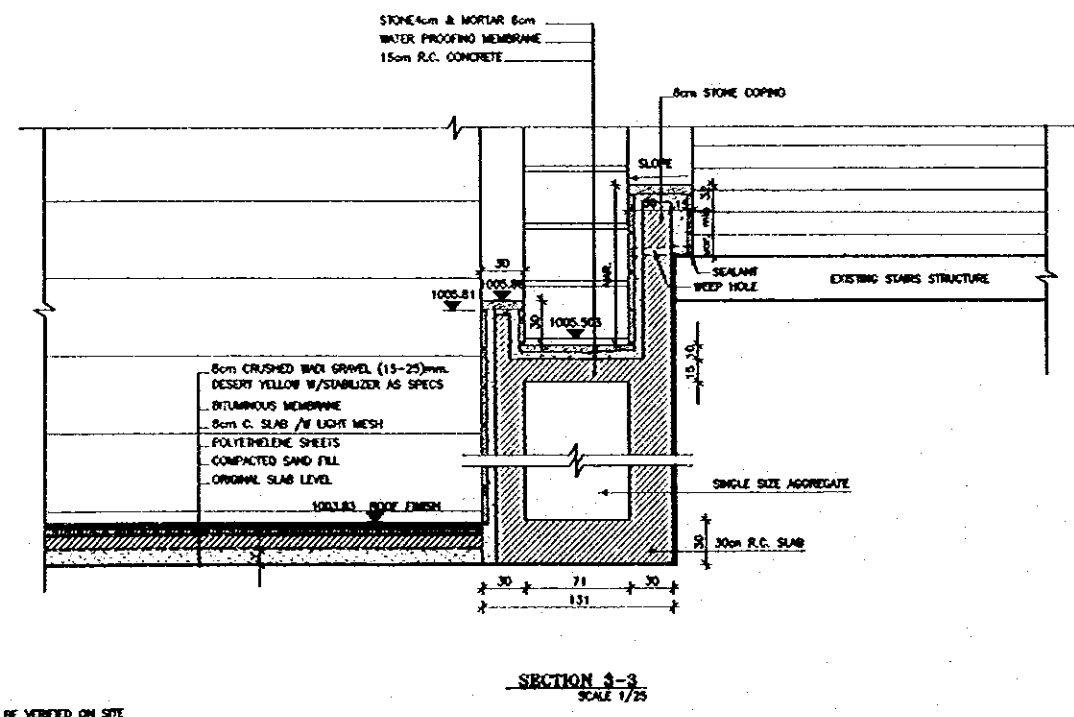
10



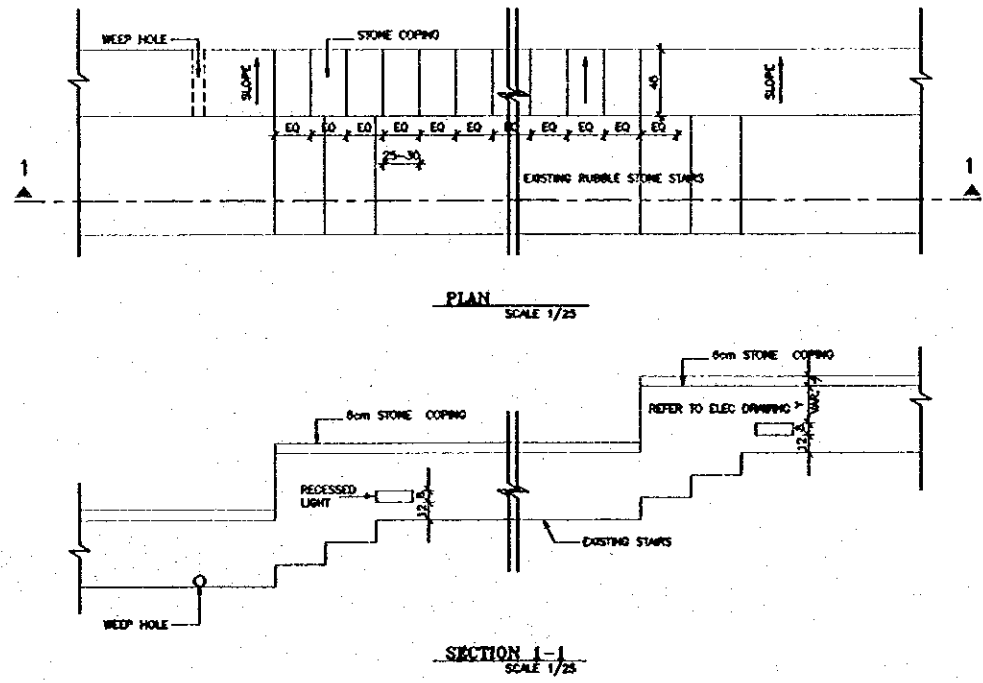
DESIGN DETAIL
SCALE = 1:25



TYPICAL STONE STEPPED CHANNEL
SCALE = 1:25



DESIGN DETAIL
SCALE = 1:25



STAIR EDGE ELEVATION
SCALE = 1:25

NOTE (1) : DEPEND ON STONE COURSE HEIGHT IN RELATION WITH INNER CHANNEL STONE ELEV.

Project:
Tourism Sector Development Project
in the Hashemite Kingdom of Jordan

Executing Agency
The Ministry of Tourism and Antiquities
The Ministry of Planning

SUB-PROJECT:
Karak Tourism Development Project
Karak Castle Pathways

Note:
This detailed design has been executed by a team of consultants as shown below in accordance with the agreement between Japan International Cooperation Agency (JICA) and JICA Study Team.
The copyright of this drawing rests with JICA.

Designed by:
Japan International Cooperation Agency (JICA)

JICA Study Team:
Joint Venture of
Pacific Consultants International and
Yamamoto Sekkei Inc.

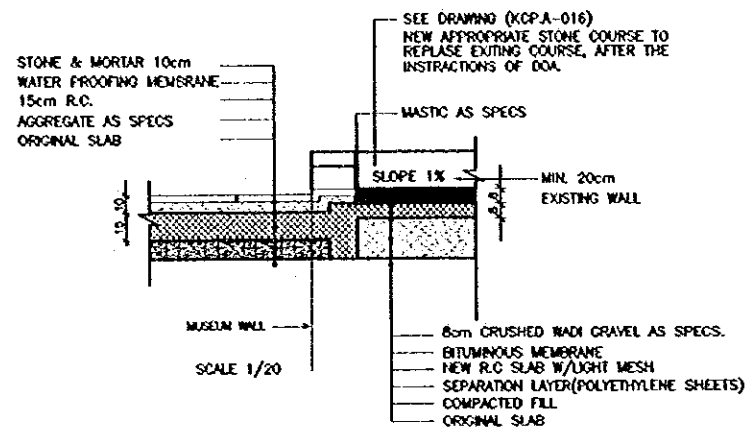
Subcontracted Local Consultant:

consolidated consultants
engineering & environment
SA 401277 - PO. BOX 401280 - AMMAN - JORDAN

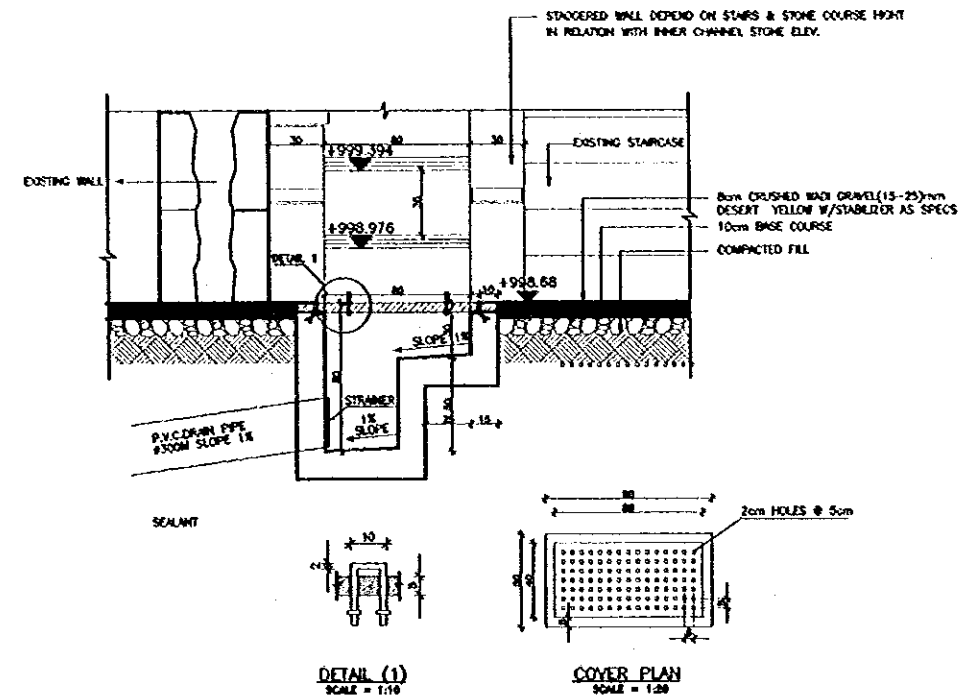
DETAIL - 3
STEPPED WATER CHANNEL
Drawing Title:

Scale: 1:25
Drawing No.: KCP.A-036

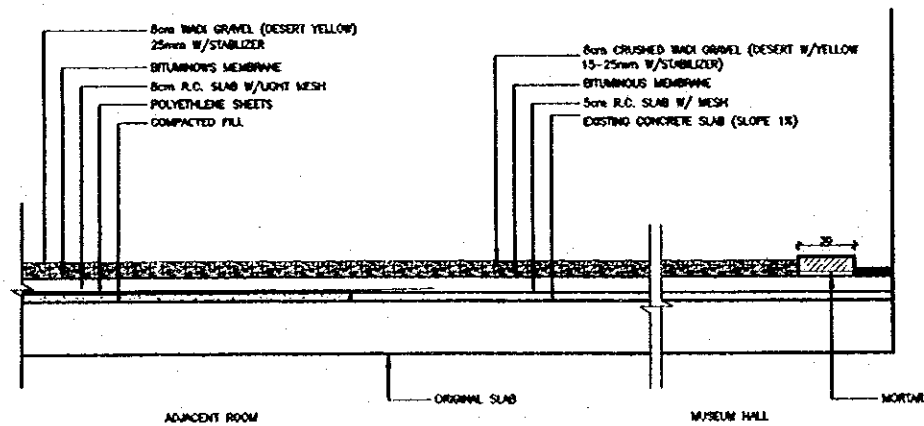
17a



13 TYPICAL TOP VIEW
SCALE = 1:30

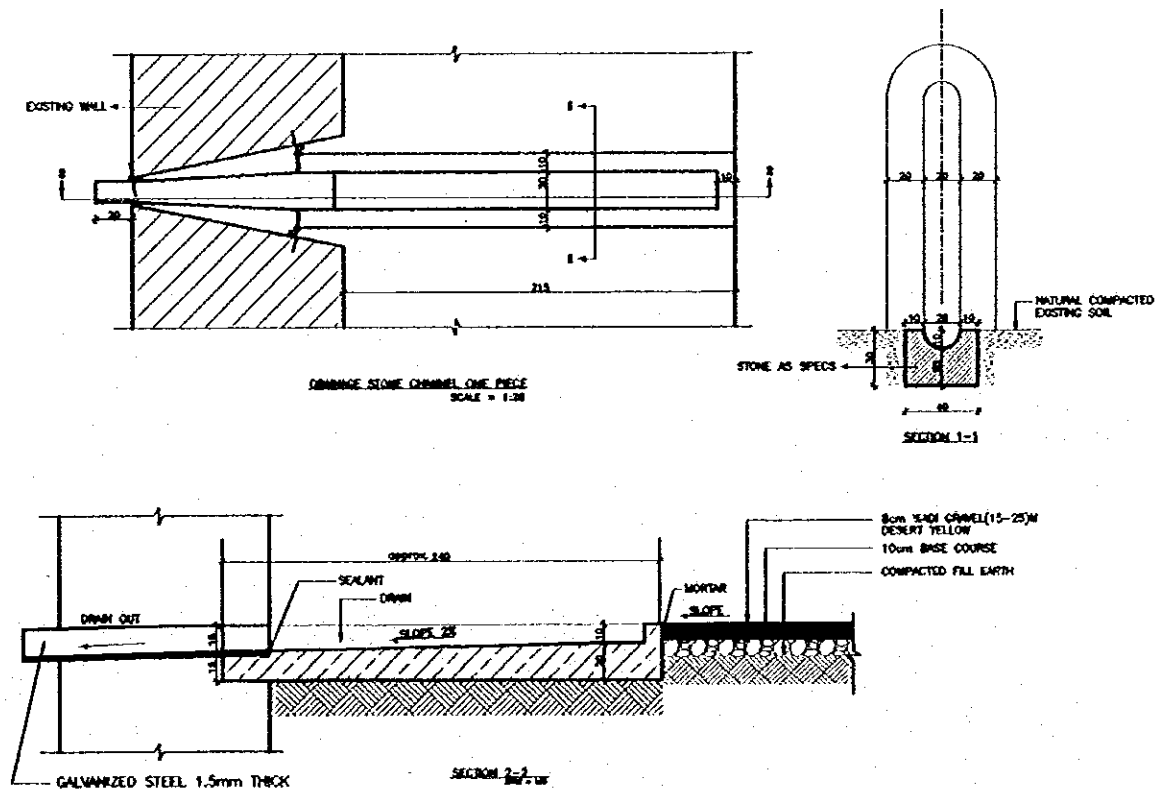


14 GUTTER DETAIL AT END OF CHANNEL
SCALE = 1:30



NOTE Y: TO BE VERIFIED ON SITE

15 MUSEUM ROOF DETAIL
SCALE = 1:30



16 PLAZA STONE WATER CHANNEL
SCALE = 1:30

Project:
Tourism Sector Development Project
in the Hashemite Kingdom of Jordan

Executing Agency:
The Ministry of Tourism and Antiquities
The Ministry of Planning

SUB-PROJECT:
Karak Tourism Development Project
Karak Castle Pathways

Note:
This detailed design has been executed by
a team of consultants as shown below in
accordance with the agreement between
Japan International Cooperation Agency
(JICA) and JICA Study Team.

The copyright of this drawing rests with
JICA.

Designed by:
Japan International Cooperation
Agency (JICA)
JICA Study Team:
Joint Venture of
Pacific Consultants International and
Yamasita Sekkei Inc.

Subcontracted Local Consultant:

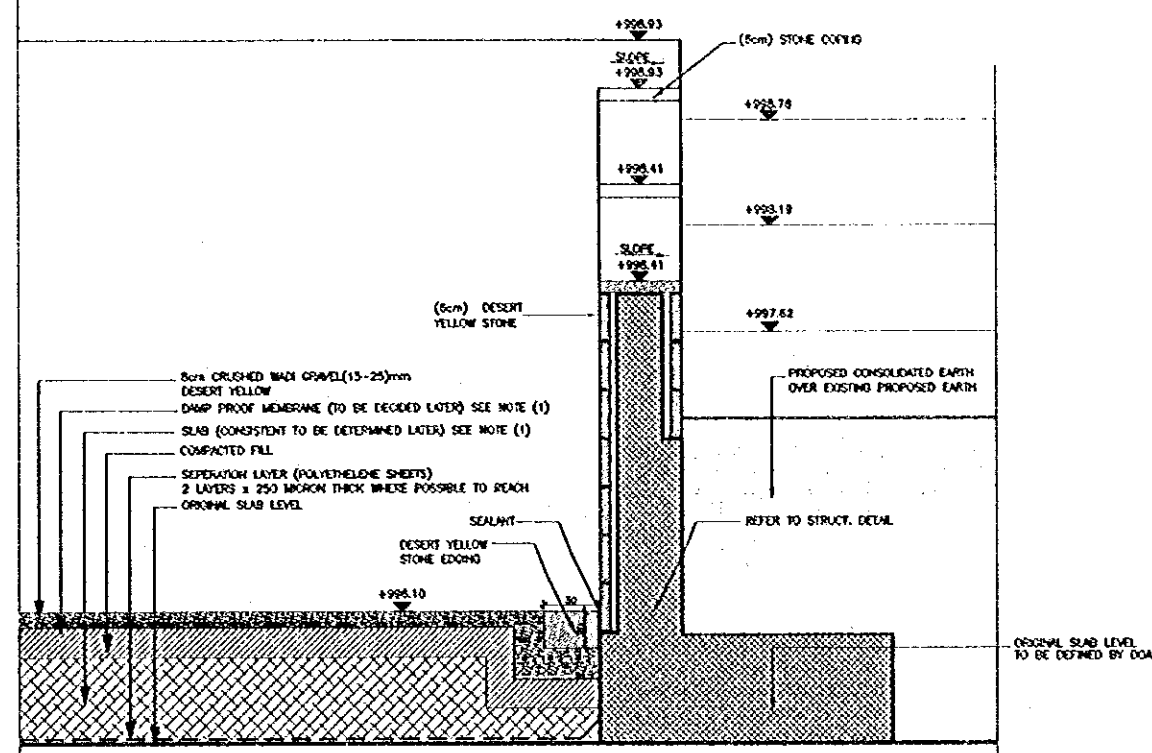
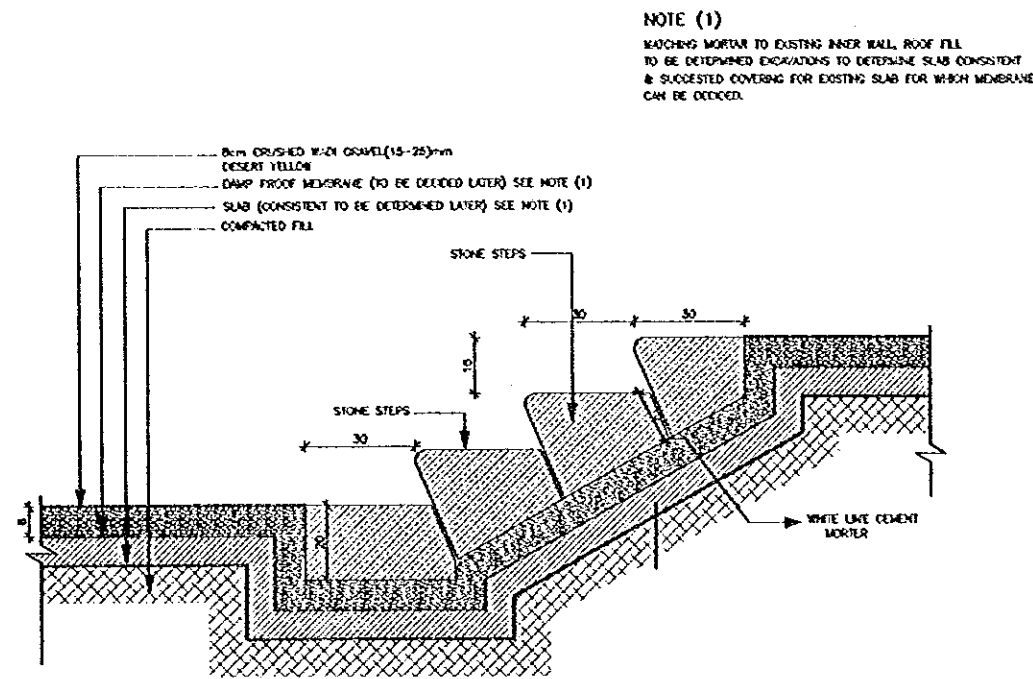
consolidated consultants
engineering & environment
Tel: 4912277 - Fax: 4912388 - AMMAN - JORDAN

DETAIL - 4
MUSEUM ROOF
& PLAZA

Scale: Drawing No.:

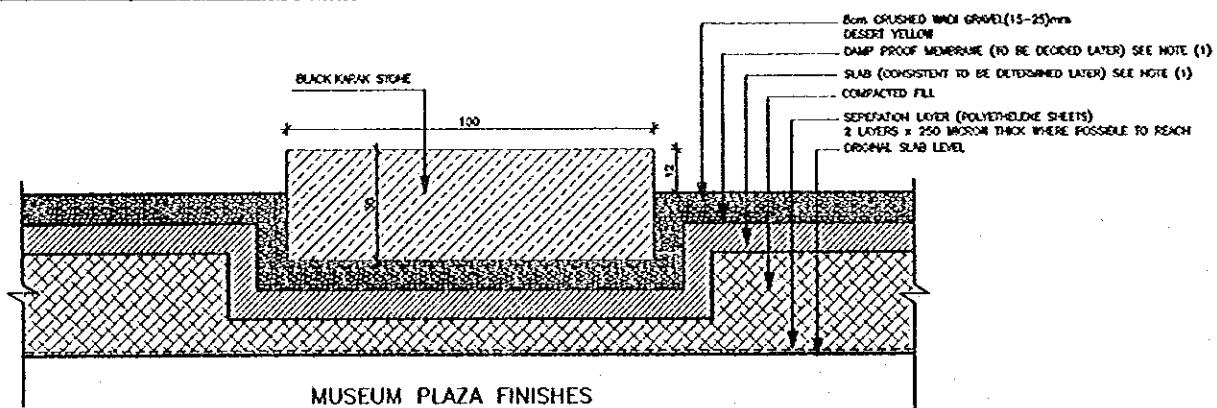
1:16,1/30

KCP.A-037

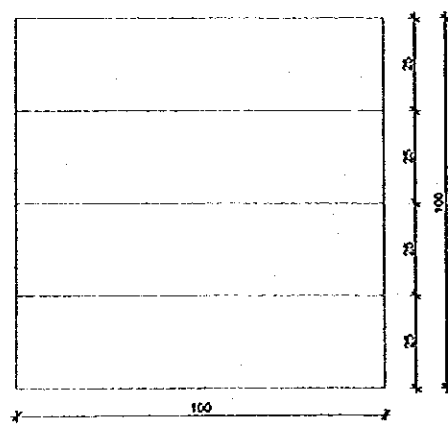


17 TYPICAL STONE STAIRS SCALE = 1:10

18 MUSEUM PLAZA RETAINING WALL SCALE = 1:10

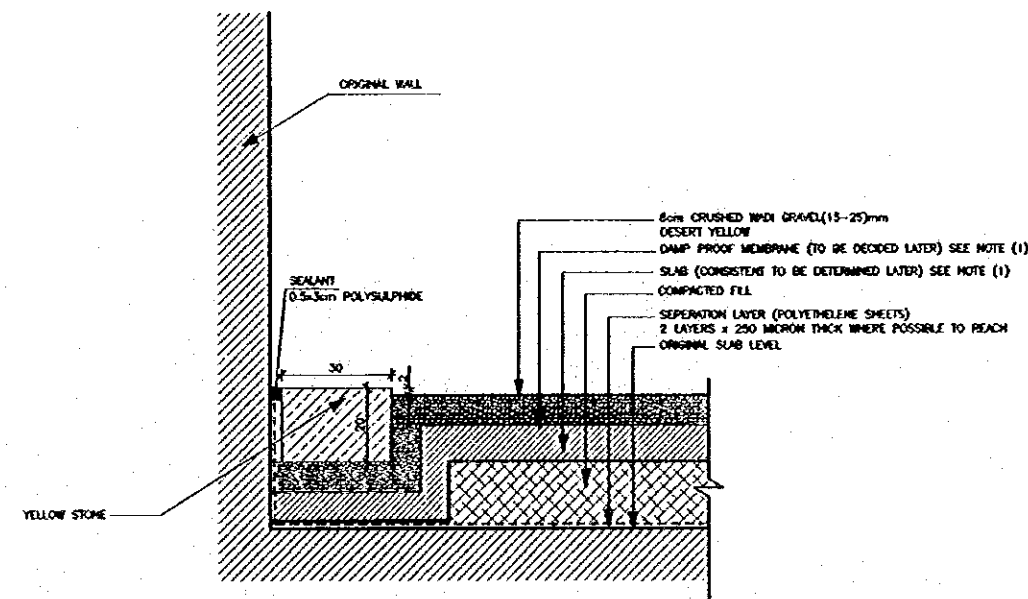


MUSEUM PLAZA FINISHES



TOP VIEW

19 MUSEUM PLAZA DETAILS SCALE = 1:10



20 MUSEUM PLAZA FINISHES SCALE = 1:10

Project:
Tourism Sector Development Project
in the Hashemite Kingdom of Jordan

Executing Agency

The Ministry of Tourism and Antiquities
The Ministry of Planning

SUB-PROJECT:

Karak Tourism Development Project
Karak Castle Pathways

Note:

This detailed design has been executed by a team of consultants as shown below in accordance with the agreement between Japan International Cooperation Agency (JICA) and JICA Study Team. The copyright of this drawing rests with JICA.

Designed by:

Japan International Cooperation Agency (JICA)

JICA Study Team:

Joint Venture of
Pacific Consultants International and
Yamamoto Sekkei Inc.

Subcontracted Local Consultant:

consolidated consultants
CONSULTING & CONTRACTING
Tel. 011237 - Fax 011230 - AMMAN - JORDAN

DETAIL -5
MUSEUM PLAZA

Drawing Title:

Scale:

1:10, 1:20

Drawing No.:

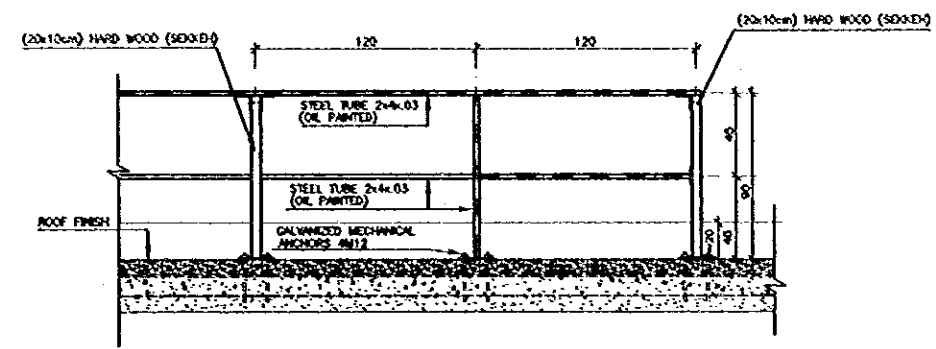
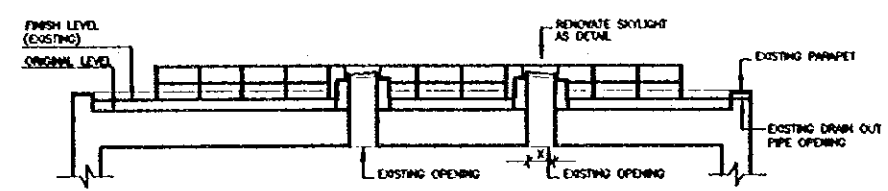
KCP.A-038

Project:
Tourism Sector Development Project
in the Hashemite Kingdom of Jordan

Executing Agency
The Ministry of Tourism and Antiquities
The Ministry of Planning

SUB-PROJECT:
Karak Tourism Development Project
Karak Castle Pathways

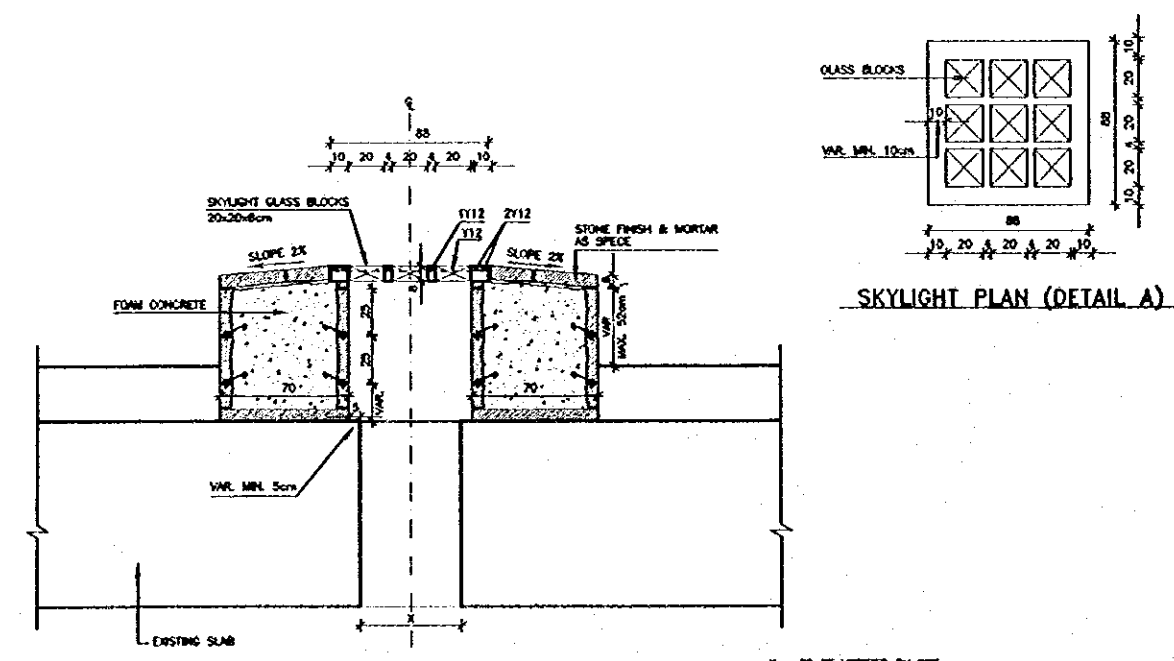
Note:
This detailed design has been executed by
a team of consultants as shown below in
accordance with the agreement between
Japan International Cooperation Agency
(JICA) and JICA Study Team.
The copyright of this drawing rests with
JICA.



NOTE:
- ROOF DESIGN LEVEL SHALL
CONSIDER EXISTING LEVEL TO ORIGINAL
SLAB LEVEL.
- MINIMAL HEIGHT 90cm
FROM ROOF FINISH LEVEL.
- X = TO BE VERIFIED ON SITE

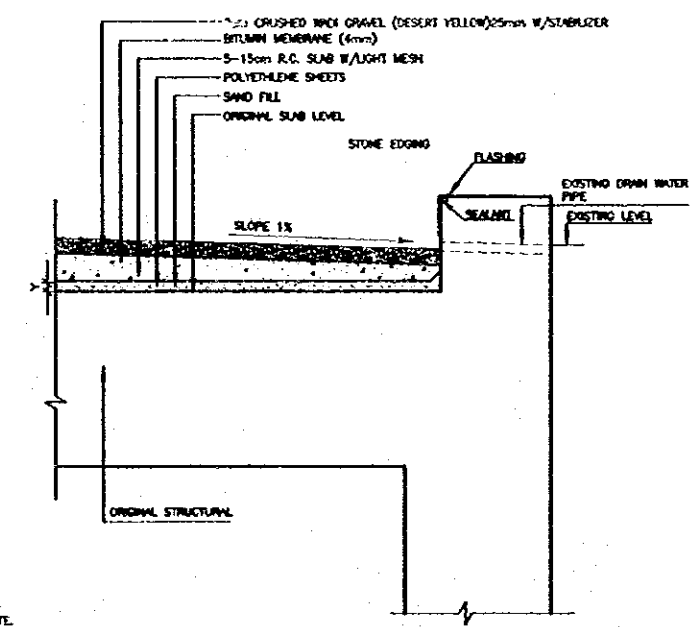
SECTION (1-1)
SCALE = 1:100

HANDRAIL DETAIL FOR TERRACE
OVERLOOKING MAIN GATE
SCALE = 1:20



SKYLIGHT SECTION (DETAIL B)
SCALE = 1:30

X = TO BE VERIFIED ON SITE



NOTE:
- Y = TO BE VERIFIED ON SITE.
- PARAPET SHALL TO BE MAINTAINED
NECESSARY BEFORE APPLYING BITUMINOUS
WHITE SHEET & FLASHING ARE COLOPED.

ROOF DETAIL
SCALE = 1:30

Designed by:
Japan International Cooperation
Agency (JICA)
JICA Study Team:
Joint Venture of
Pacific Consultants International and
Yamamoto Sekkei Inc.
Subcontracted Local Consultant:

consolidated consultants
Engineering & Construction
Tel: 4912577 - Fax: 4912588 - AMPL - JORDAN

TERRACE OVERLOOKING
MAIN GATE
DETAIL-6
Drawing Title:

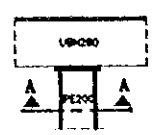
Scale: 1:30, 1:100
Drawing No.: KCP.A-039

Project:
Tourism Sector Development Project
in the Hashemite Kingdom of Jordan

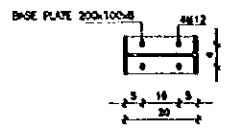
Executing Agency
The Ministry of Tourism and Antiquities
The Ministry of Planning

SUB-PROJECT:
Karak Tourism Development Project
Karak Castle Pathways

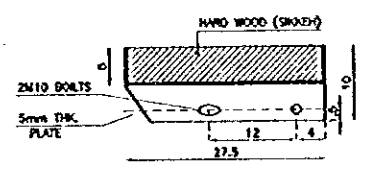
Note:
This detailed design has been executed by
a team of consultants as shown below in
accordance with the agreement between
Japan International Cooperation Agency
(JICA) and JICA Study Team.
The copyright of this drawing rests with
JICA.



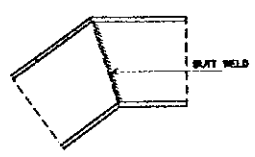
DETAIL-2
SCALE 1/20



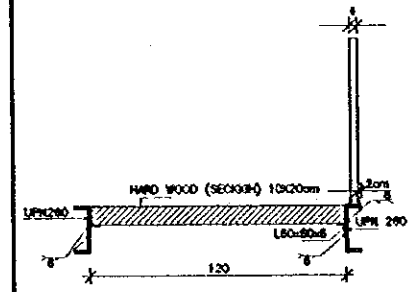
SECTION A-A
SCALE 1/20



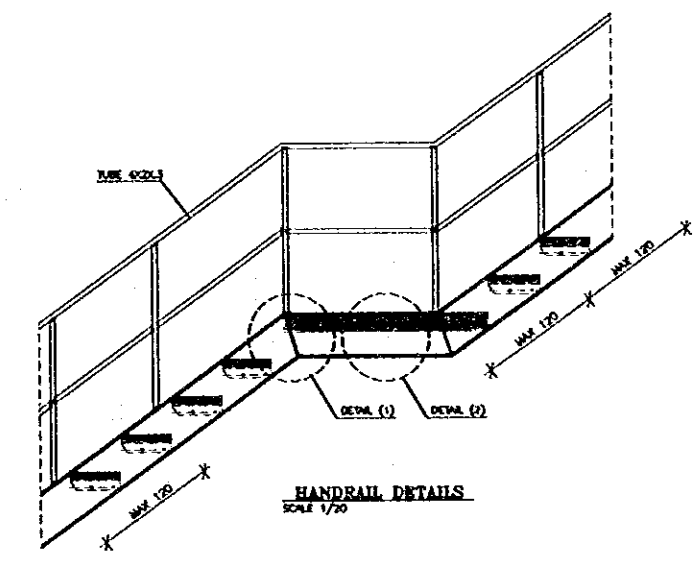
HARD WOOD (SEKKEH)
DETAIL-1
SCALE 1/5



DETAIL 1
SCALE 1/10

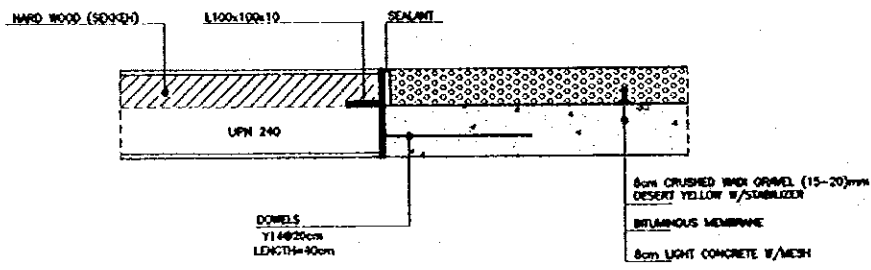


SECTION 1-1
THROUGH STAIRS LANDING
SCALE 1/20



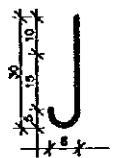
HANDRAIL DETAILS
SCALE 1/20

63 TREAD DETAIL
SCALE = 1:10, 1:5

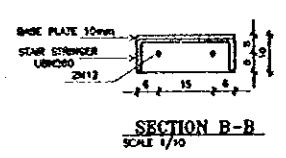


DETAIL-3
SCALE 1/10

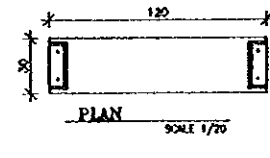
68 DETAIL
SCALE = 1:25



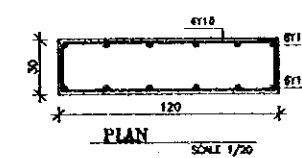
12mm DIA ANCHOR BOLT
DETAIL
SCALE 1/10



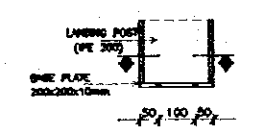
SECTION B-B
SCALE 1/10



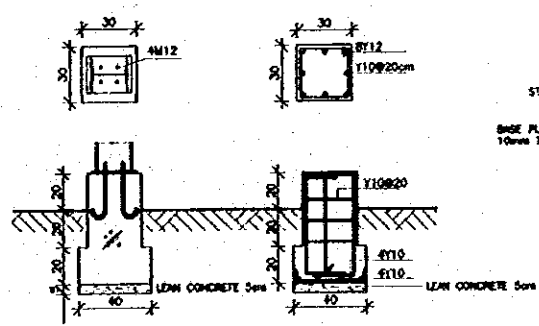
FOUNDATION DETAILS A
SCALE 1/20



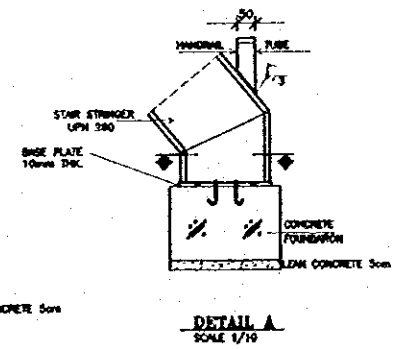
REINFORCEMENT DETAILS
SCALE 1/20



SECTION - B
BASE PLATE DETAIL
SCALE 1/20



FOUNDATION DETAIL B
SCALE 1/20



DETAIL A
SCALE 1/10

67 DETAIL
SCALE = 1:25

69 DETAIL
SCALE = 1:25

Designed by:
Japan International Cooperation
Agency (JICA)
JICA Study Team:
Joint Venture of
Pacific Consultants International and
Yamasita Sekkei Inc.
Subcontracted Local Consultant:

consolidated consultants
P.O. BOX 21122 JORDAN
Tel: 9622577 - Fax: 9621388 - AMMAN - JORDAN

DETAIL-7
TERRACE OVERLOOKING
MAIN GATE-2
Drawing Title:

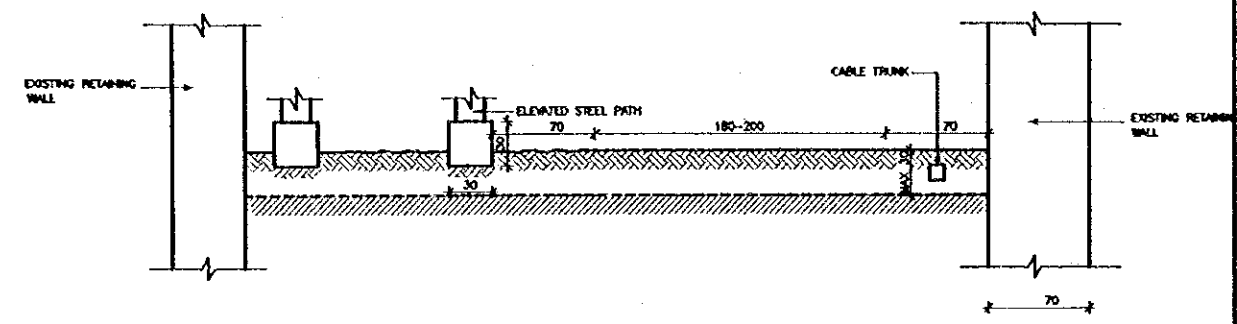
Scale: 1:5, 1:10, 1:20
Drawing No.: KCPA-040

Project:
Tourism Sector Development Project
in the Hashemite Kingdom of Jordan

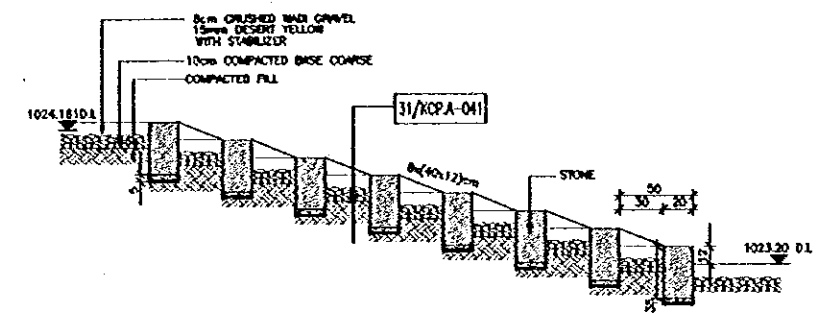
Executing Agency
The Ministry of Tourism and Antiquities
The Ministry of Planning

SUB-PROJECT:
Karak Tourism Development Project
Karak Castle Pathways

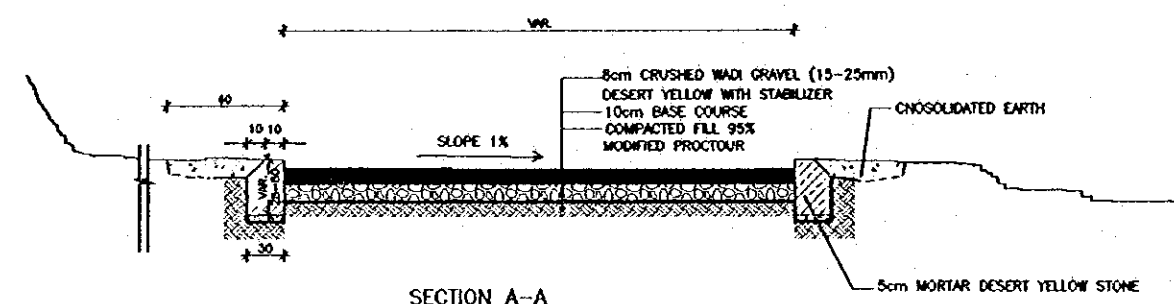
Note:
This detailed design has been executed by
a team of consultants as shown below in
accordance with the agreement between
Japan International Cooperation Agency
(JICA) and JICA Study Team.
The copyright of this drawing rests with
JICA.



SECTION OF PATHWAY (U-1)
SCALE = 1:25

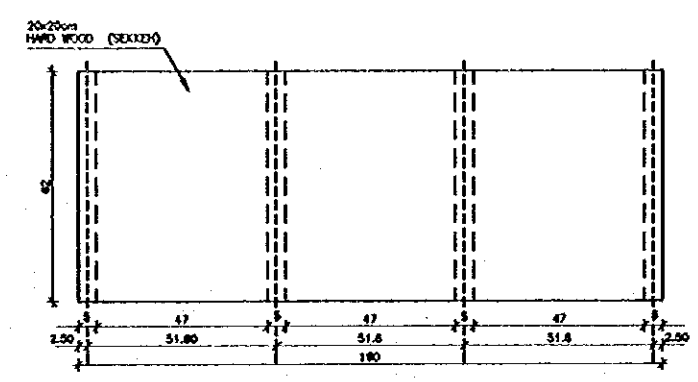


TYPICAL UPPER LEVEL STAIRS
SCALE = 1:25

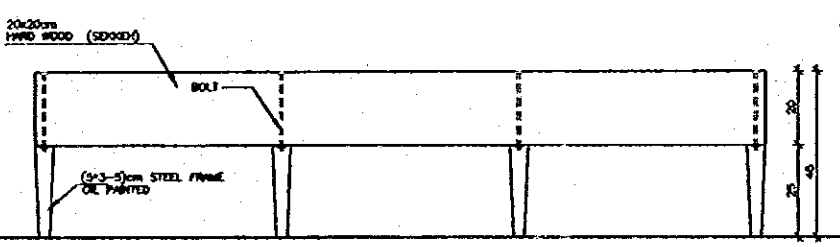


SECTION A-A
UPPER LEVEL STAIRS
SCALE 1/20

TYPICAL UPPER LEVEL STAIRS SECTION
SCALE = 1:25

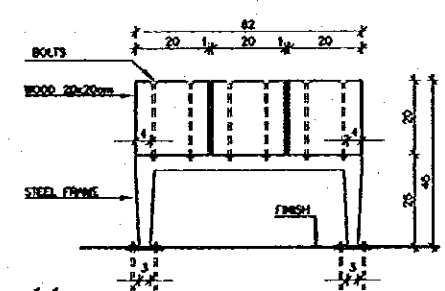


PLAN OF BENCH
1/10



ELEVATION OF BENCH
1/10

BENCH DETAILS
SCALE = 1:10

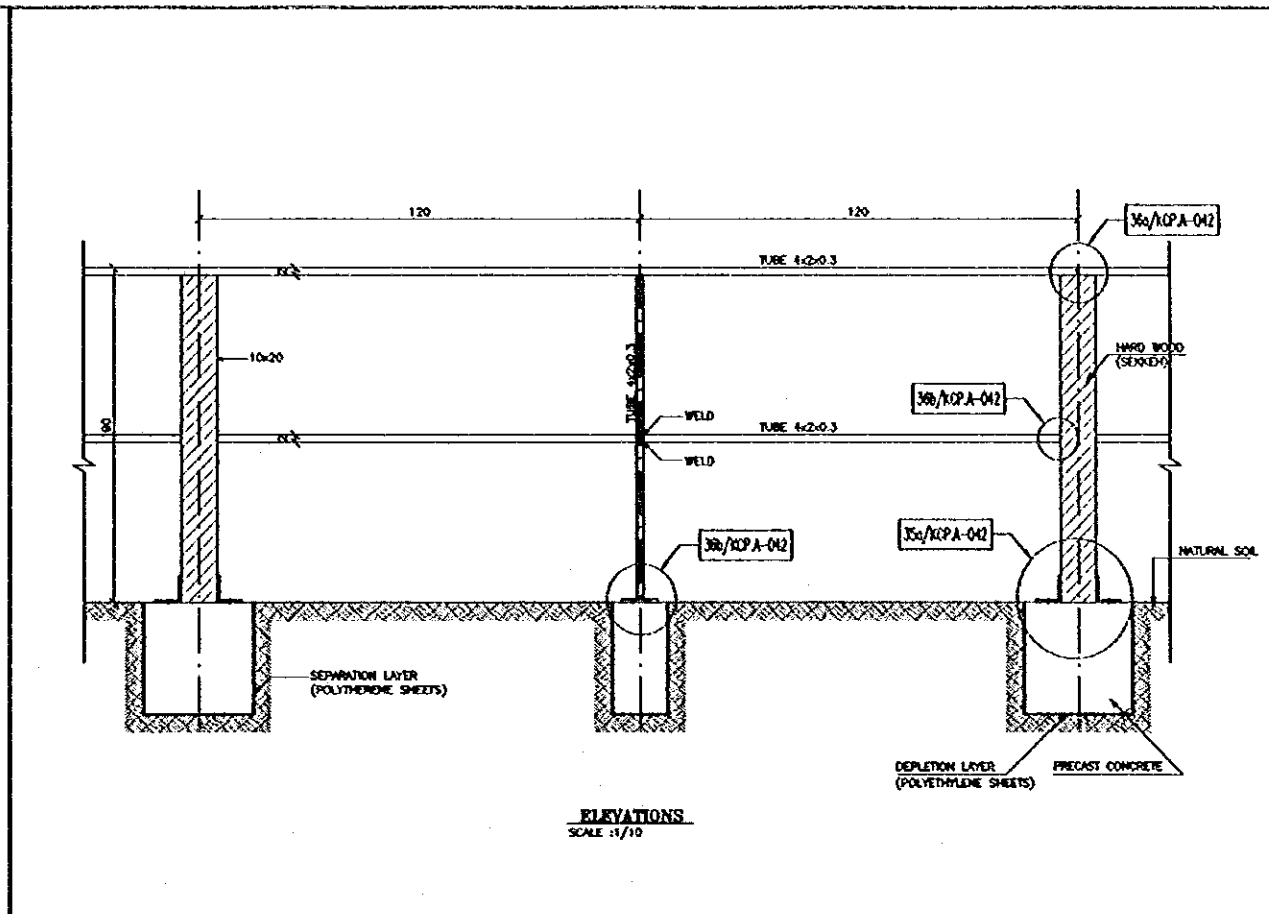
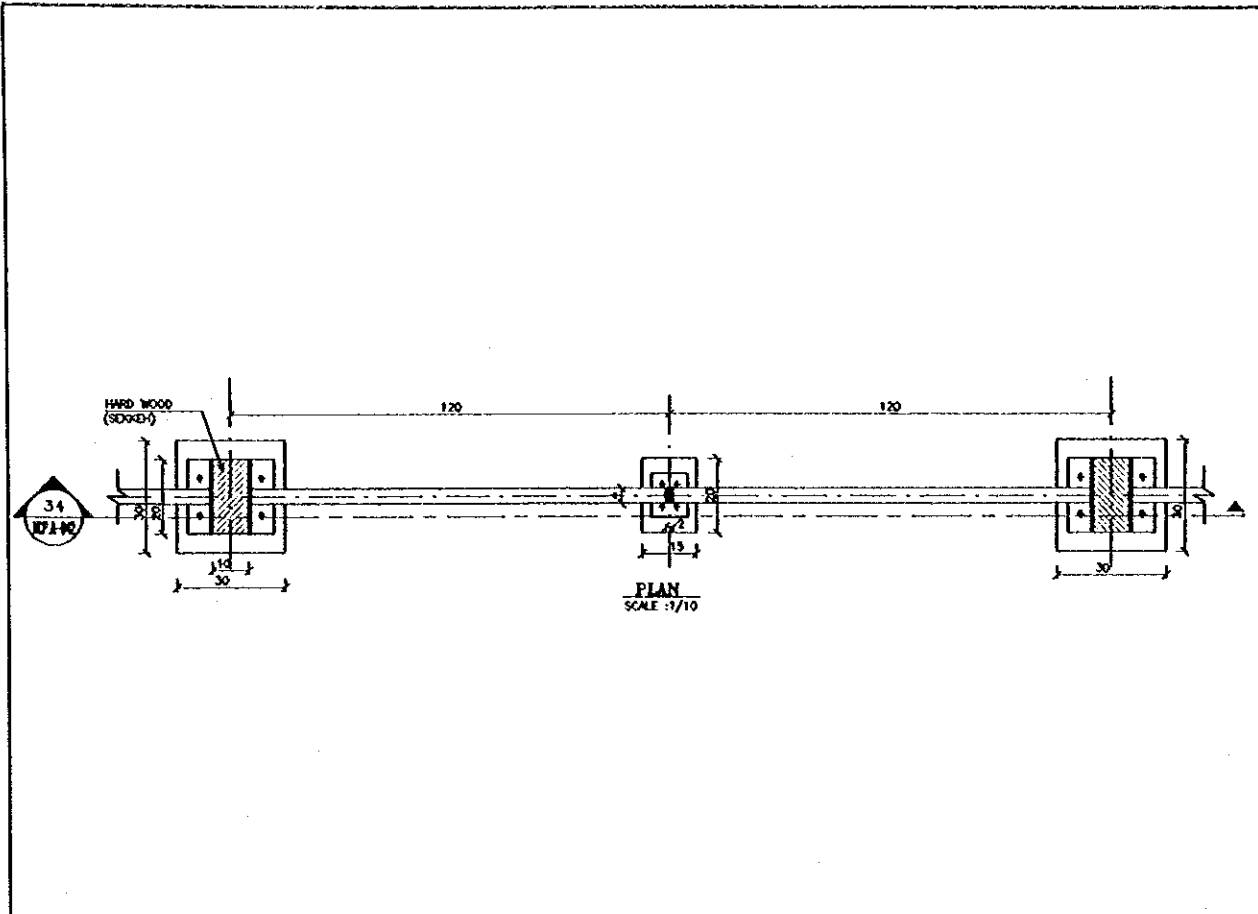


Designed by:
Japan International Cooperation
Agency (JICA)
JICA Study Team:
Joint Venture of
Pacific Consultants International and
Yomasta Sekkei Inc.
Subcontracted Local Consultant:

consolidated consultants
CONSULTING & ENGINEERING
Tel: 4812277 - Fax: 4812288 - AMM - 25006

DETAIL- 8
UPPER LEVEL

Drawing Title:
Scale: 1:20, 1:25, 1:10
Drawing No.: KCP.A-041



Project:
Tourism Sector Development Project
in the Hashemite Kingdom of Jordan

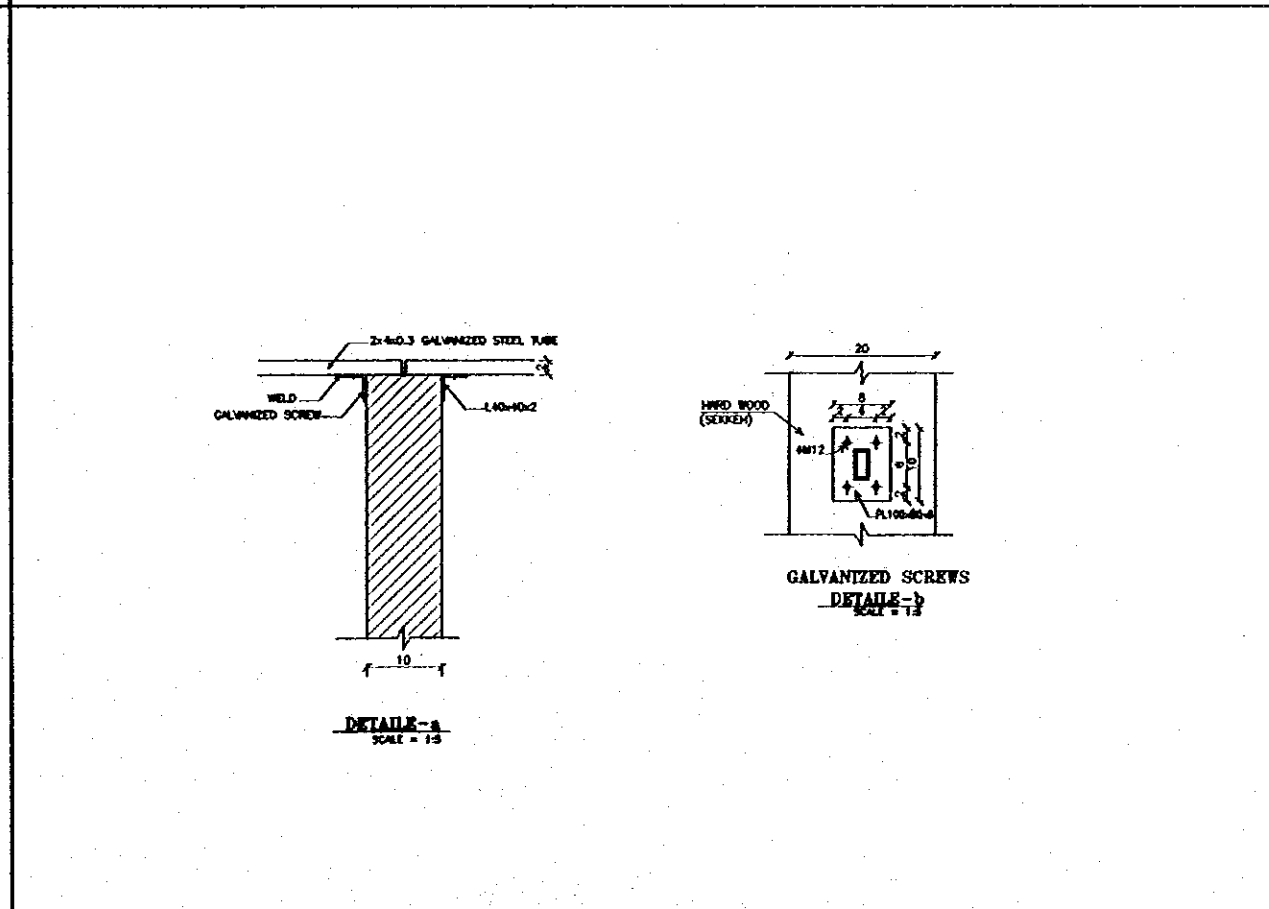
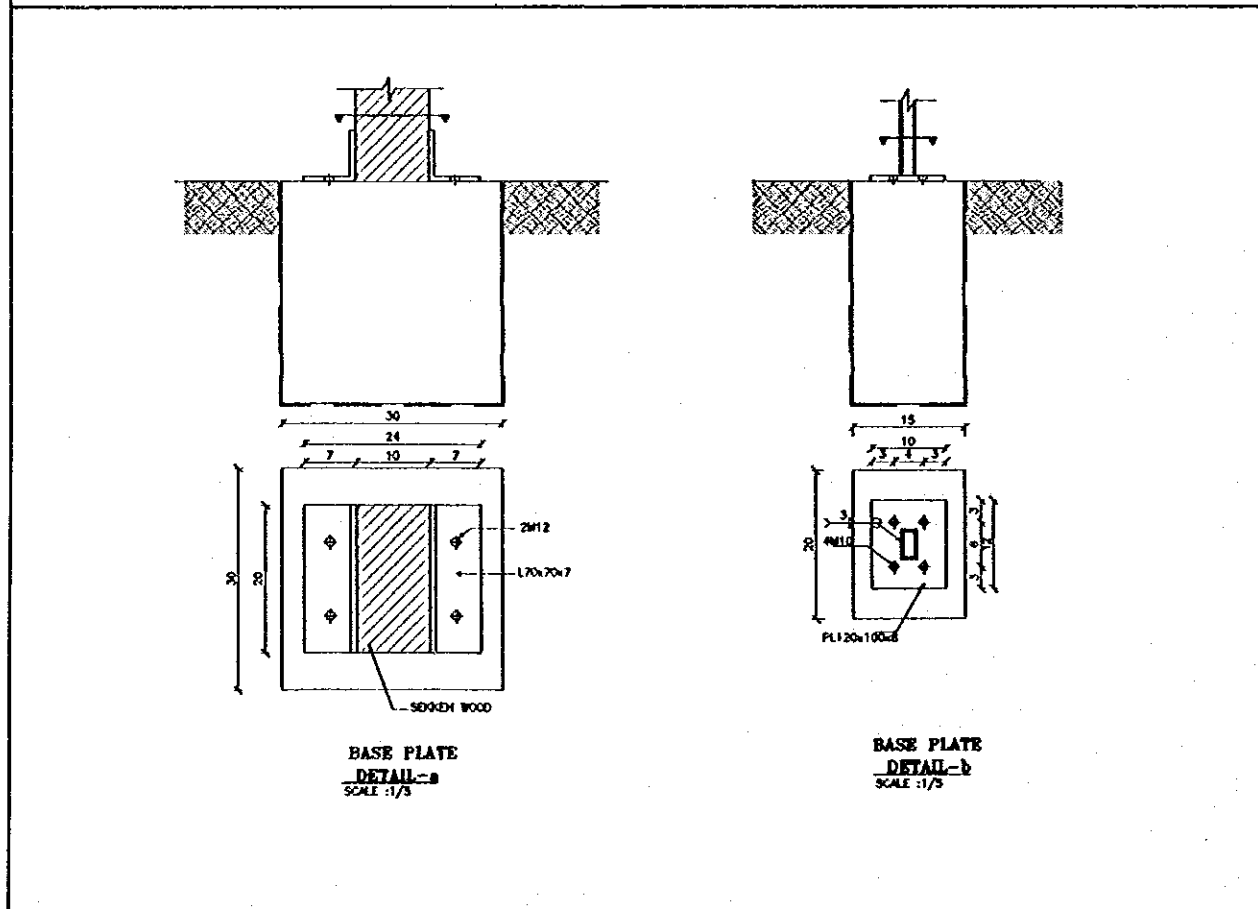
Executing Agency
The Ministry of Tourism and Antiquities
The Ministry of Planning

SUB-PROJECT:
Karak Tourism Development Project
Karak Castle Pathways

Note:
This detailed design has been executed by
a team of consultants as shown below in
accordance with the agreement between
Japan International Cooperation Agency
(JICA) and JICA Study Team.
The copyright of this drawing rests with
JICA.

33
DETAIL SCALE = 1:10

32
DETAIL SCALE = 1:10



Designed by:
Japan International Cooperation
Agency (JICA)
JICA Study Team:
Joint Venture of
Pacific Consultants International and
Yamasita Sekkei Inc.
Subcontracted Local Consultant:

consolidated consultants
CONSULTING & ENGINEERING
SA. 4012371 - Fax. 4012380 - JORDAN - JORDAN

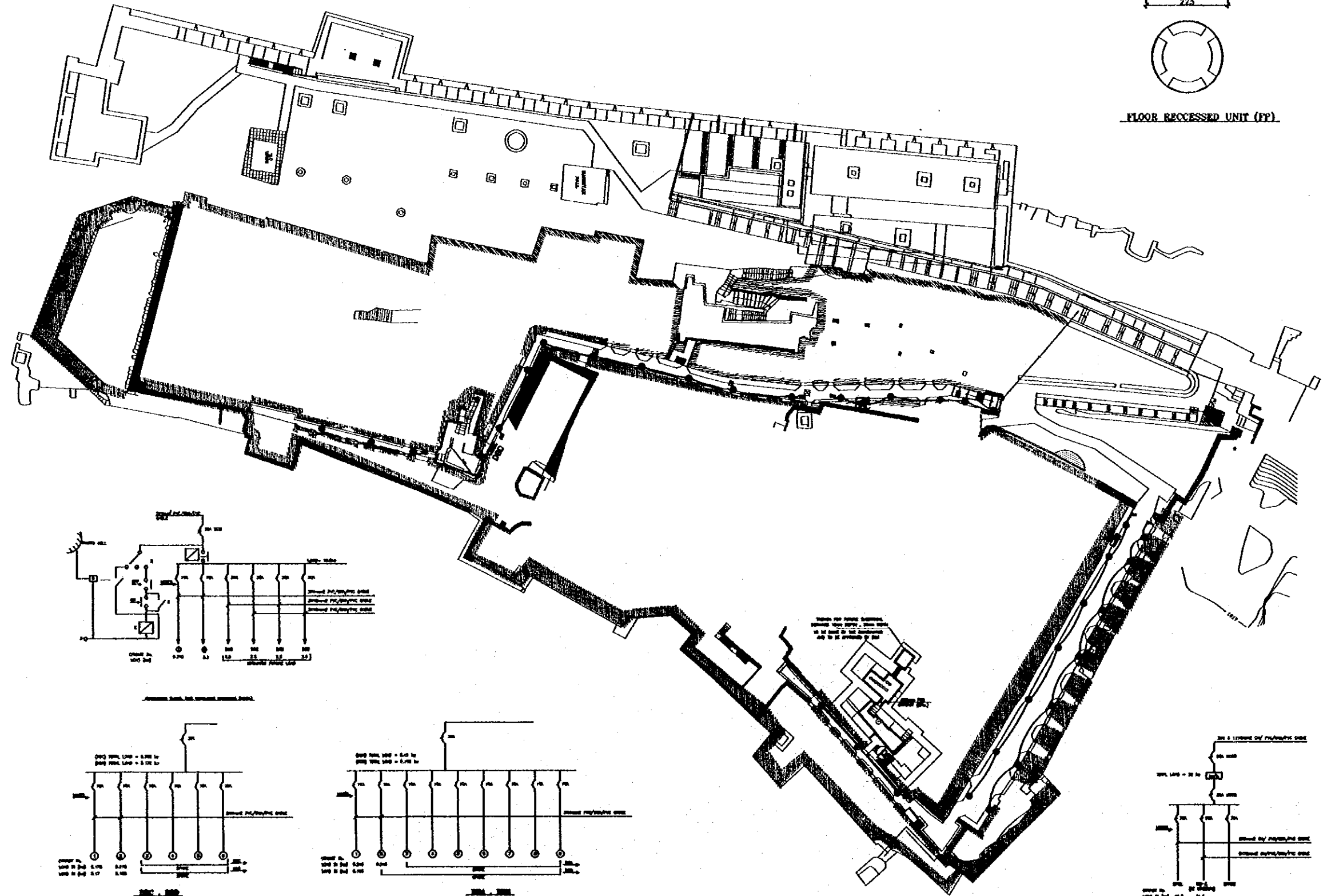
DETAIL - 9
HANDRAIL

Drawing Title:

31
DETAIL SCALE = 1:5

30
DETAIL SCALE = 1:5

Scale: 1:10, 1:5 Drawing No.: KCPA-042



Project:
 Tourism Sector Development Project
 in the Hashemite Kingdom of Jordan

Executing Agency
 The Ministry of Tourism and Antiquities
 The Ministry of Planning

SUB-PROJECT:
 Karak Tourism Development Project
 Karak Castle Pathways

Note:
 This detailed design has been executed by
 a team of consultants as shown below in
 accordance with the agreement between
 Japan International Cooperation Agency
 (JICA) and JICA Study Team.
 The copyright of this drawing rests with
 JICA.

LEGEND:

⊙ FLOOR RECESSED LIGHTING UNIT
 22 X 17cm DEPTH
 FOUR SIDED, IP67 HIGH STRENGTH
 ALUMINUM ALLOY WITH HIT 35W LAMP
 SIMILAR BEGA 8717 (H1)

Designed by:
 Japan International Cooperation
 Agency (JICA)
 JICA Study Team:
 Joint Venture of
 Pacific Consultants International and
 Yamasita Sekkei Inc.
 Subcontracted Local Consultant:

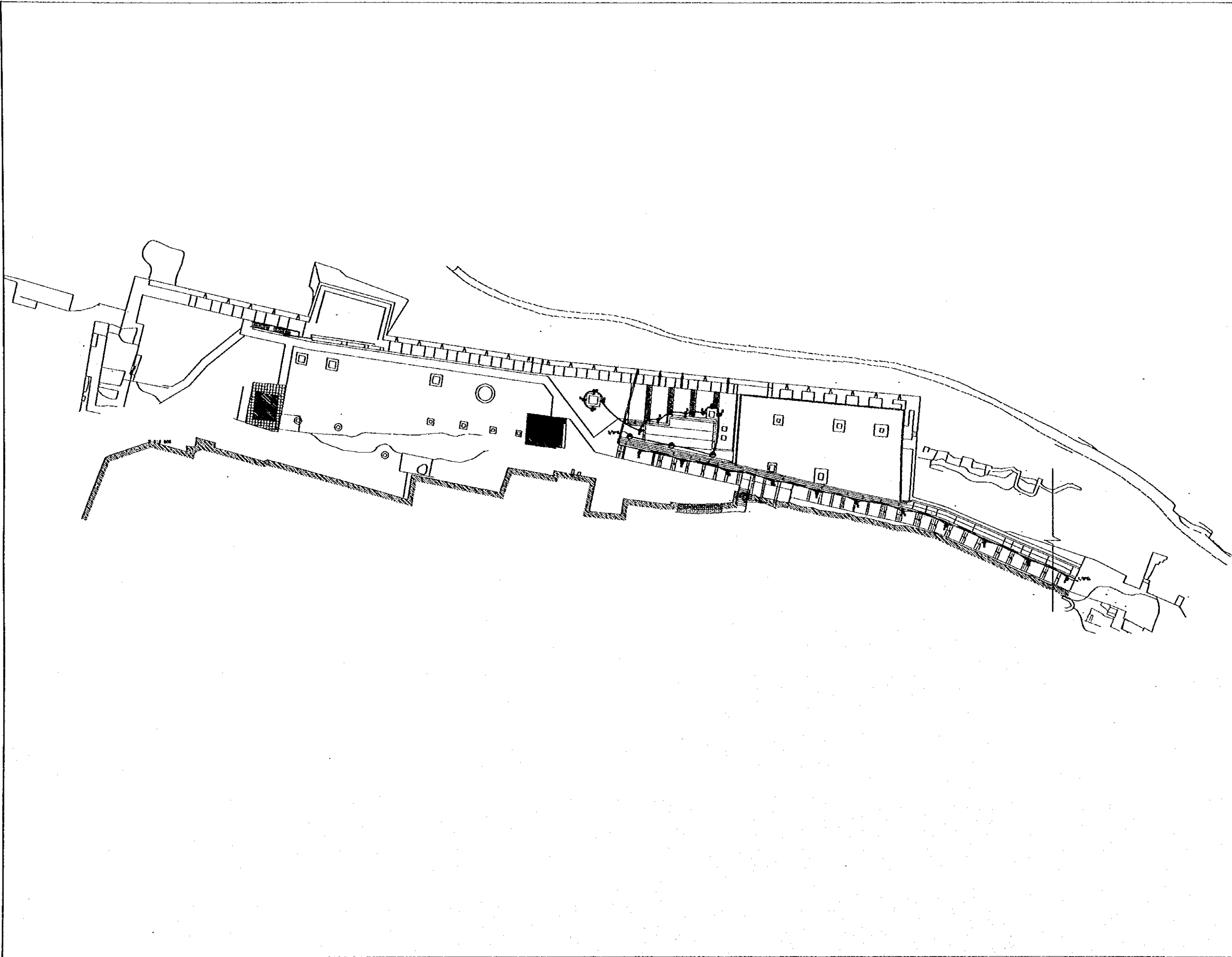
consolidated consultants
 101, AL-FAYYAD STREET, AMMAN - JORDAN
 TEL: 9622577 - Fax: 9622766 - AMMAN - JORDAN

**LIGHTING LAYOUT &
 ELECTRICAL PANEL DETAILS**

Drawing Title:

Scale: 1:100 Drawing No.: **KCP.E-001**

77



Project:
 Tourism Sector Development Project
 in the Hashemite Kingdom of Jordan

Executing Agency
 The Ministry of Tourism and Antiquities
 The Ministry of Planning

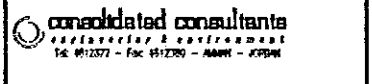
SUB-PROJECT:
 Karak Tourism Development Project
 Karak Castle Pathways

Note:
 This detailed design has been executed by
 a team of consultants as shown below in
 accordance with the agreement between
 Japan International Cooperation Agency
 (JICA) and JICA Study Team.
 The copyright of this drawing rests with
 JICA.

LEGEND:

R
 IP65 RECESSED WALL MOUNTED
 LIGHTING UNIT
 32x8 cm , WITH OPAL WHITE SAFETY
 GLASS AND 11w TC LAMP SIMILAR
 TO BEGA 2132 (LIGHTING UNIT SHALL BE
 RECESSED IN PARAPET EXTENSION) (F1)

Designed by:
 Japan International Cooperation
 Agency (JICA)
JICA Study Team:
 Joint Venture of
 Pacific Consultants International and
 Yamasita Sekkei Inc.
Subcontracted Local Consultant:

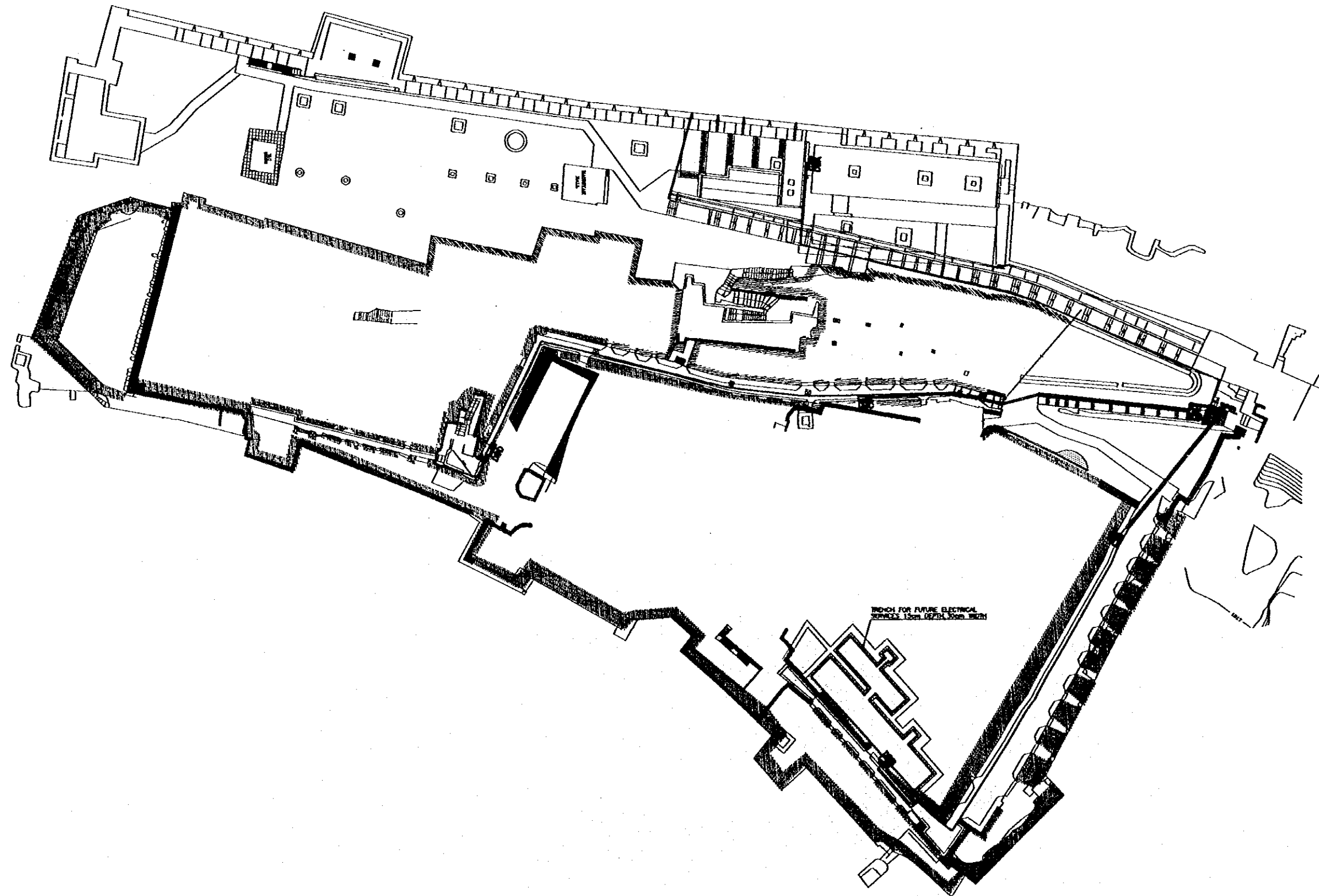


LIGHTING LAYOUT

Drawing Title:

Scale: 1:400 Drawing No: KCP.E-002

78



Project:
 Tourism Sector Development Project
 in the Hashemite Kingdom of Jordan

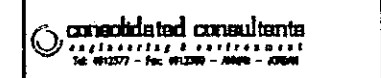
Executing Agency
 The Ministry of Tourism and Antiquities
 The Ministry of Planning

SUB-PROJECT:
 Karak Tourism Development Project
 Karak Castle Pathways

Note:
 This detailed design has been executed by
 a team of consultants as shown below in
 accordance with the agreement between
 Japan International Cooperation Agency
 (JICA) and JICA Study Team.
 The copyright of this drawing rests with
 JICA.

LEGEND:
 ——— DIRECT BURIED UNDER TILES CABLE .

Designed by:
 Japan International Cooperation
 Agency (JICA)
 JICA Study Team:
 Joint Venture of
 Pacific Consultants International and
 Yamasita Sekkei Inc.
 Subcontracted Local Consultant:



**CABLES ROUTING TO
 DISTRIBUTION BOARDS**

Drawing Title:

Scale: 1:400 Drawing No.: KCP.E-003

-66-

CODE OF PRACTICE

Design, detailing and workmanship shall be according to the Jordan Code for plain and Reinforced Concrete

DIMENSIONS

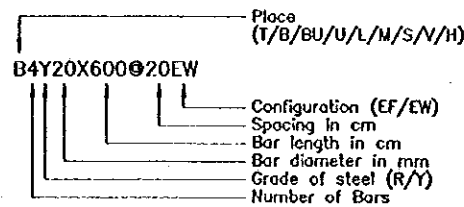
All Dimensions are in Centimetres.

DRAWINGS

- 1- Structural drawings shall be read in conjunction with Architectural, Mechanical and Electrical drawings.
- 2- Sleeves and openings smaller than 200X200 mm are not shown on the Structural drawings. For required openings refer to Architectural, Mechanical and Electrical drawings.
- 3- Contractor shall prepare working drawings and bar bending schedules for reinforcement in a format agreed with the engineer.
- 4- Drawings are not necessarily to scale.
- 5- Chamfers for fair faced concrete are not shown on Structural Drawings. Reference should be made to Architectural details for such purpose.

NOTATION

B	=	Bottom Bars
BOF	=	Bottom Level of Footing
BU	=	Bent Up Bars
EF	=	Each Face
EW	=	Each Way
H	=	Horizontal Bars
L	=	L shaped Top Bars
M	=	Lacer bars at side faces
R	=	Mid Steel Bars
S	=	Stirrups
SOG	=	Slab on Grade
T	=	Top Bars
TGB	=	Top Level of Grade Beams
TOF	=	Top Level of Footing
TSS	=	Top Level of Structural Slab
U	=	U shaped Bars
V	=	Vertical Bars
Y	=	High Yield Bars



MARKING SYSTEM

An alphanumeric marking system is employed for structural members.

A member mark or detail mark is made up of one or two alphabetic characters followed by one or two numeric digits.

The alphabetic characters define a series of structural members. Members which fall in a series usually are of the same type or have the same or similar cross section. The character designation employed for member series is as follows:

Beams	—	B,D,E,H,J,K,L,M,N,O,U,V
Columns	—	C
Footings	—	F
Grade Beams	—	G
Ribbed Slabs	—	J&R
Solid Slabs	—	P
Stairs	—	S
Strip Footings	—	T
Wall Beams	—	W
Sections	—	X,Y&Z

REINFORCED CONCRETE

The following two types of reinforced concrete shall be employed:

- C25 - Grade 25 for all reinforced concrete members

Characteristic Strength as defined by a 150 mm cube at age of 28 days shall be:

- C25 - 25 MPa

Minimum cement content, per cubic metre, shall be:

- C25 - 300 kilograms

Maximum water-cement ratio shall be:

- C25 - 0.60

PLAIN CONCRETE

The following two types of plain concrete shall be employed:

- C15 - Grade 15 for all plain concrete blinding under foundations.

- C20 - Grade 20 for all plain concrete backing for stone walls.

Characteristic Strength as defined by a 150 mm cube at age of 28 days shall be:

- C15 - 15 MPa
C20 - 20 MPa

Minimum cement content, per cubic metre, shall be:

- C15 - 200 kilograms
C20 - 250 kilograms

Maximum water-cement ratio shall be:

- C15 - 0.70
C20 - 0.65

COVER

Clear concrete cover to reinforcement shall be:

- 50 mm for concrete below grade.
25 mm for internal concrete faces above grade.
30 mm for exposed fair faced concrete surfaces.

AGGREGATES

MAXIMUM AGGREGATE SIZE SHALL BE 20 mm.

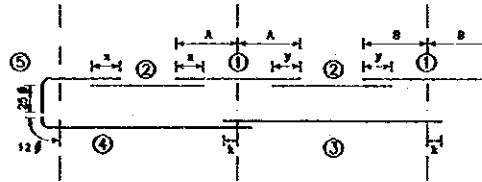
STRUCTURAL STEEL WORKS

- 1- ALL STRUCTURAL STEEL WORK SHALL BE EXECUTED IN ACCORDANCE WITH BS 449 .
- 2- STRUCTURAL STEEL SHALL BE OF AT LEAST QUALITY 43 AND IN ACCORDANCE WITH BS 4360 .
- 3- BOLTS AND NUTS SHALL BE GALVANIZED OF AT LEAST QUALITY 8.8 IN ACCORDANCE WITH BS 3692 .
- 4- ALL WELDING SHALL BE DONE ACCORDING TO BS 5135 BY QUALIFIED WELDERS .
- 5- ALL MEASURES FOR THE STRUCTURAL STEEL SHALL BE VERIFIED BY FIELD MEASUREMENT BEFORE FABRICATION .
- 6- ALL STRUCTURAL STEEL SHALL BE SHOP PAINTED WITH PRIMER SUITABLE AS UNDER LAYER FOR SUBSEQUENT TREATMENT ACCORDING TO SPECIFICATIONS .
- 7- PAINTED SURFACES DESTROYED BY FIELD WELDING OR OTHER REASONS SHALL BE WIRE BRUSHED AND RE-PAINT WITH SAME TREATMENT AS ADJACENT SURFACES PLUS ONE EXTRA COAT .
- 8- ALL WELDS ARE 6mm FILLET WELDS OR OTHERWISE STATED .

REINFORCEMENT

- 1- All reinforcing bars of a diameter larger than 8 millimetres shall be deformed high strength steel bars of Characteristic Strength equal to:
 $f_y=420$ MPa.
- 2- Bars of 6 and 8 millimetres diameter shall be of mild steel of Characteristic Strength equal to:
 $f_y=280$ MPa.
- 3- Reinforcement shall comply with BS4449 , BS4461 or BS4483
- 4- Reinforcement shall be placed as shown on the drawings and in the lengths specified.
- 5- Where bar length is not specified, longest practicable bar length shall be employed with staggered lap splices. Lap length shall be 55 times bar diameter.
- 6- Bar crank shall not exceed 1:12.

PLACEMENT RULES FOR BEAM REINFORCEMENT



Placement of bars shall be as follows, unless indicated otherwise:

- 1 Top bars at interior supports shall be placed centrally on the support axis lines for approximately equal span.
- 2 Top bars in spans shall be placed to top equal lengths with support top bars at both left and right.
- 3 Bottom bars in interior spans shall be placed to extend equal lengths beyond support centerlines at both left and right.
- 4 Bottom bars in exterior spans shall be placed such that they extend a length equal to 12 times bar size beyond the centerline of the exterior support. This length may include a 90 degree bend if sufficient room does not exist.
- 5 L bars as top reinforcement at exterior supports shall extend 25 times the bar size beyond the bend.

FOUNDATIONS

The Foundations are designed for allowable bearing capacity equal to 200 KPa .

Foundation level not less than 1.5m from finish floor level .

It is the responsibility of the Contractor to ensure that this bearing capacity is achieved at site with respect to the location of footing .

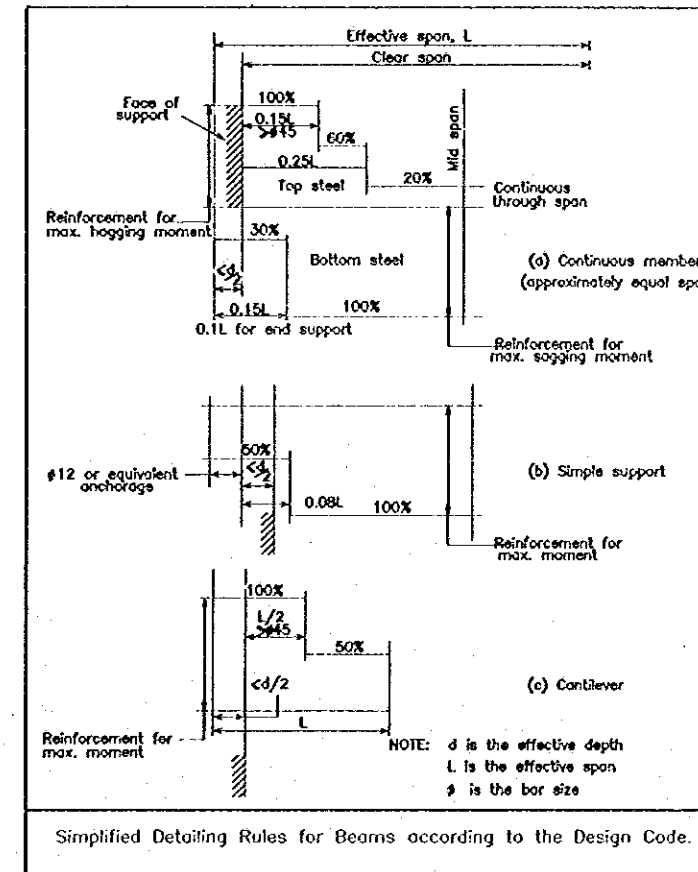
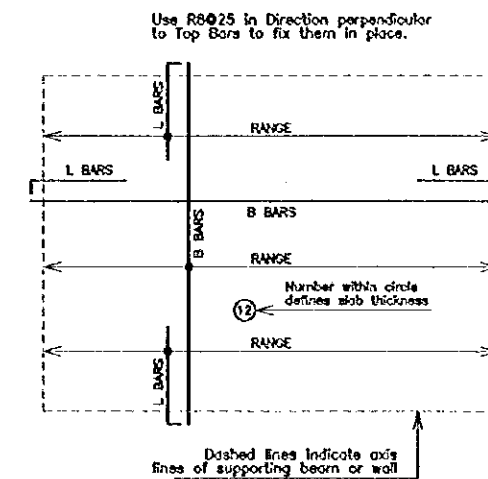
EXCAVATION & BACK FILLING

Back filling should be compacted on layers not more than 20cm thick to not less than 95% compaction ratio of the max. dry density of the modified proctor test .

BASEMENT WALL

It is not allowed to back fill behind basement walls and water tank walls before casting the concrete slab and removed of formwork .

Notation Employed for Solid Slab Panels



Project:
Tourism Sector Development Project
in the Hashemite Kingdom of Jordan

Executing Agency

The Ministry of Tourism and Antiquities
The Ministry of Planning

SUB-PROJECT:

Karak Tourism Development Project

Note:

This detailed design has been executed by a team of consultants as shown below in accordance with the agreement between Japan International Cooperation Agency (JICA) and JICA Study Team.
The copyright of this drawing rests with JICA.

Designed by:

Japan International Cooperation Agency (JICA)

JICA Study Team:

Joint Venture of
Pacific Consultants International and
Yamamoto Sekkei Inc.

Subcontracted Local Consultant:

consolidated consultants
ENGINEERING & CONSTRUCTION
TEL: 4912377 - Fax: 4912390 - ANNEX - JORDAN

GENERAL NOTES-1

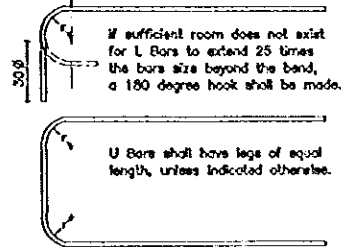
Drawing Title:

Scale:
N.T.S.

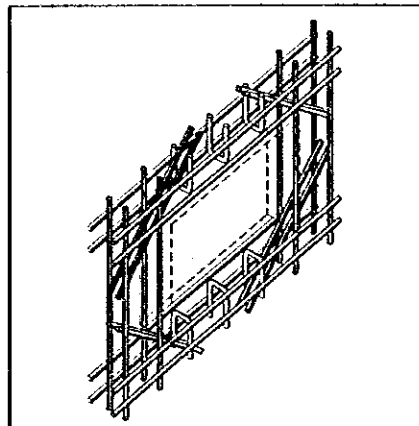
Drawing No.:
KPCS-000

RADI OF BENDING

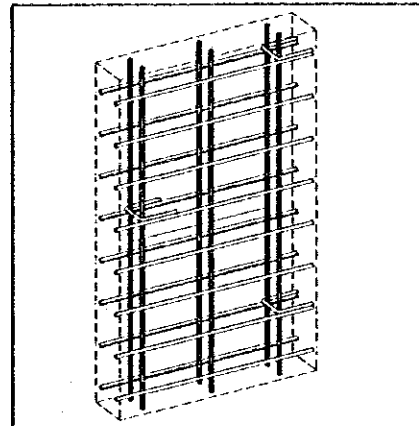
Minimum Radius of Bend for L Bars and U Bars shall be as follows. For other bars, minimum radius of bend shall equal to 2 times bar size for Mild Steel and 3 times bar size for High-yield Steel.



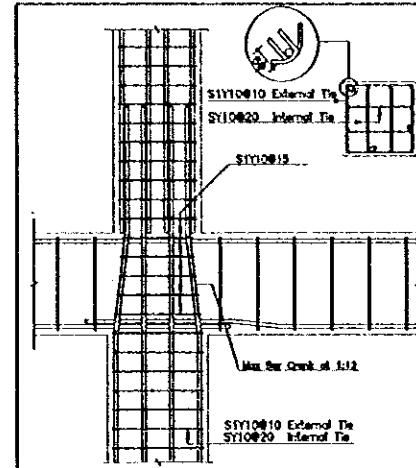
BAR DIAMETER (mm)	MINIMUM r (mm)
8	55
10	70
12	85
14	100
16	120
18	140
20	180
22	180
25	215
32	300



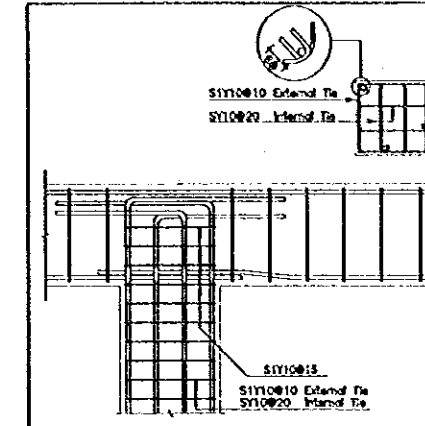
FOR ALL WALL OPENINGS
Fix diagonal 2Y14X150 bars in both faces, at each corner.



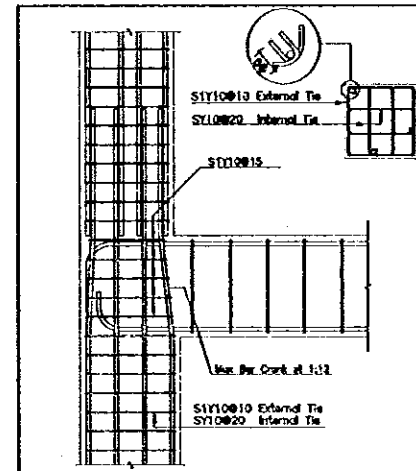
FOR ALL WALLS
Use Y10 U tie spacers staggered at 150 cm intervals.



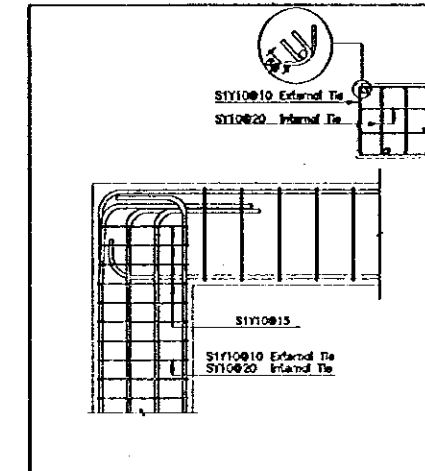
Typical Reinforcement Detail
Interior Beam:Column Joint.



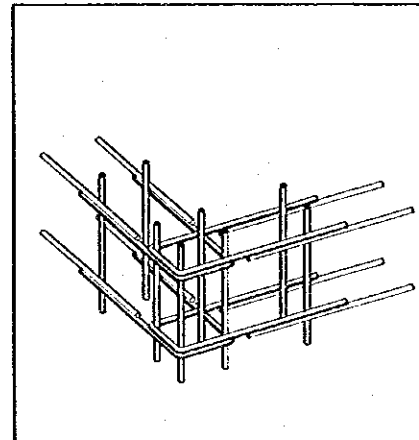
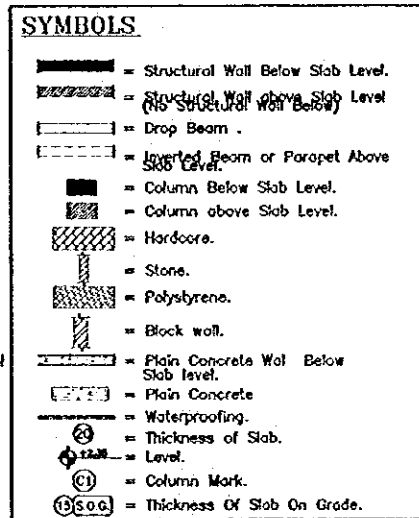
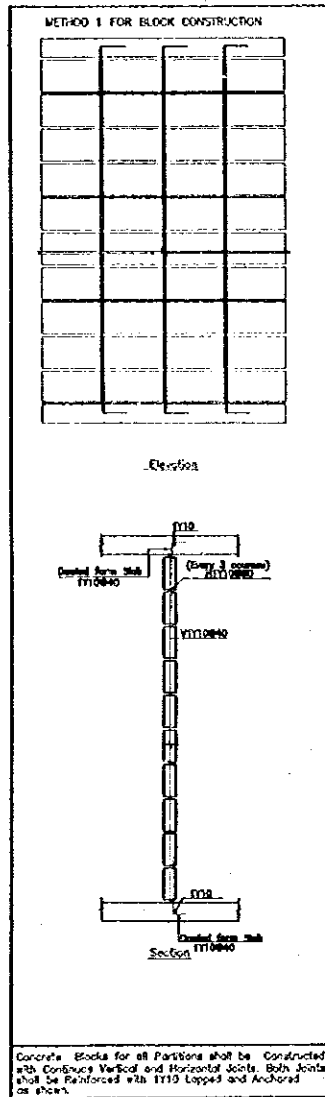
Typical Reinforcement Detail
Interior Beam:Column Joint at Roof.



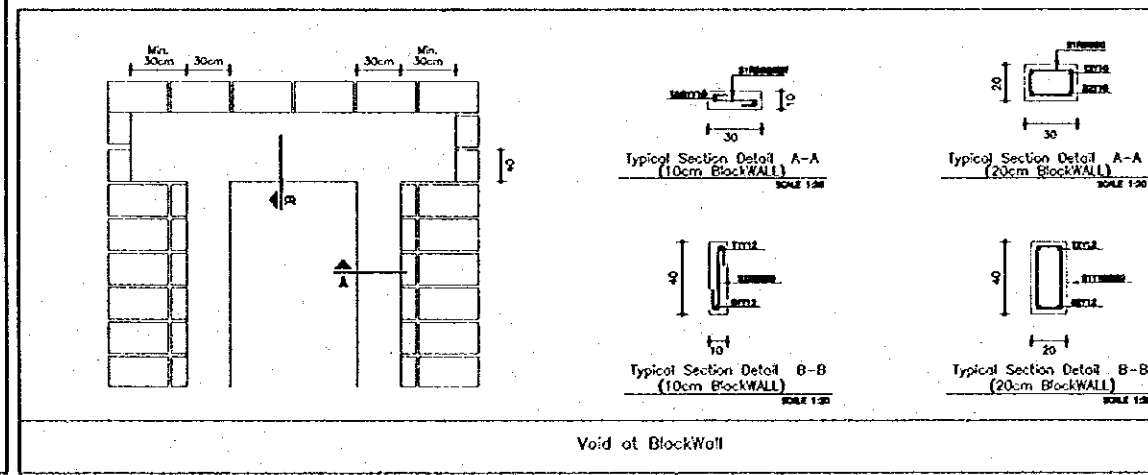
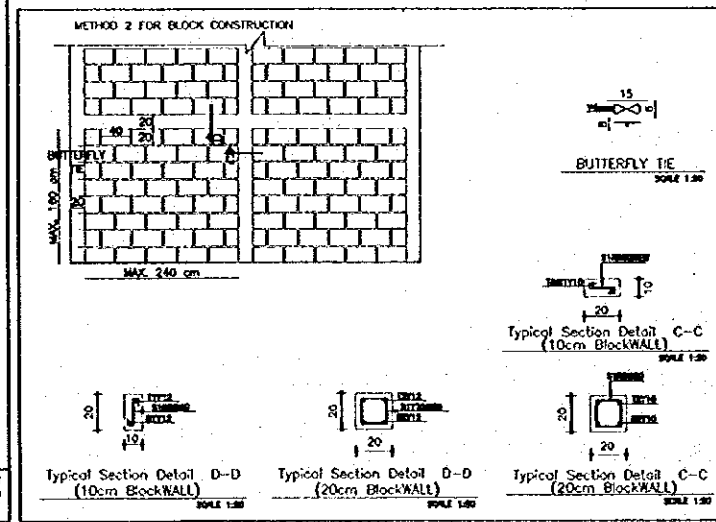
Typical Reinforcement Detail
Exterior Beam:Column Joint.



Typical Reinforcement Detail
Exterior Beam:Column Joint at Roof.



FOR ALL WALLS AND WALL BEAMS
Use U Bars for ends and corners



Project:
Tourism Sector Development Project
in the Hashemite Kingdom of Jordan

Executing Agency
The Ministry of Tourism and Antiquities
The Ministry of Planning

SUB-PROJECT:
Karak Tourism Development Project

Note:
This detailed design has been executed by a team of consultants as shown below in accordance with the agreement between Japan International Cooperation Agency (JICA) and JICA Study Team.
The copyright of this drawing rests with JICA.

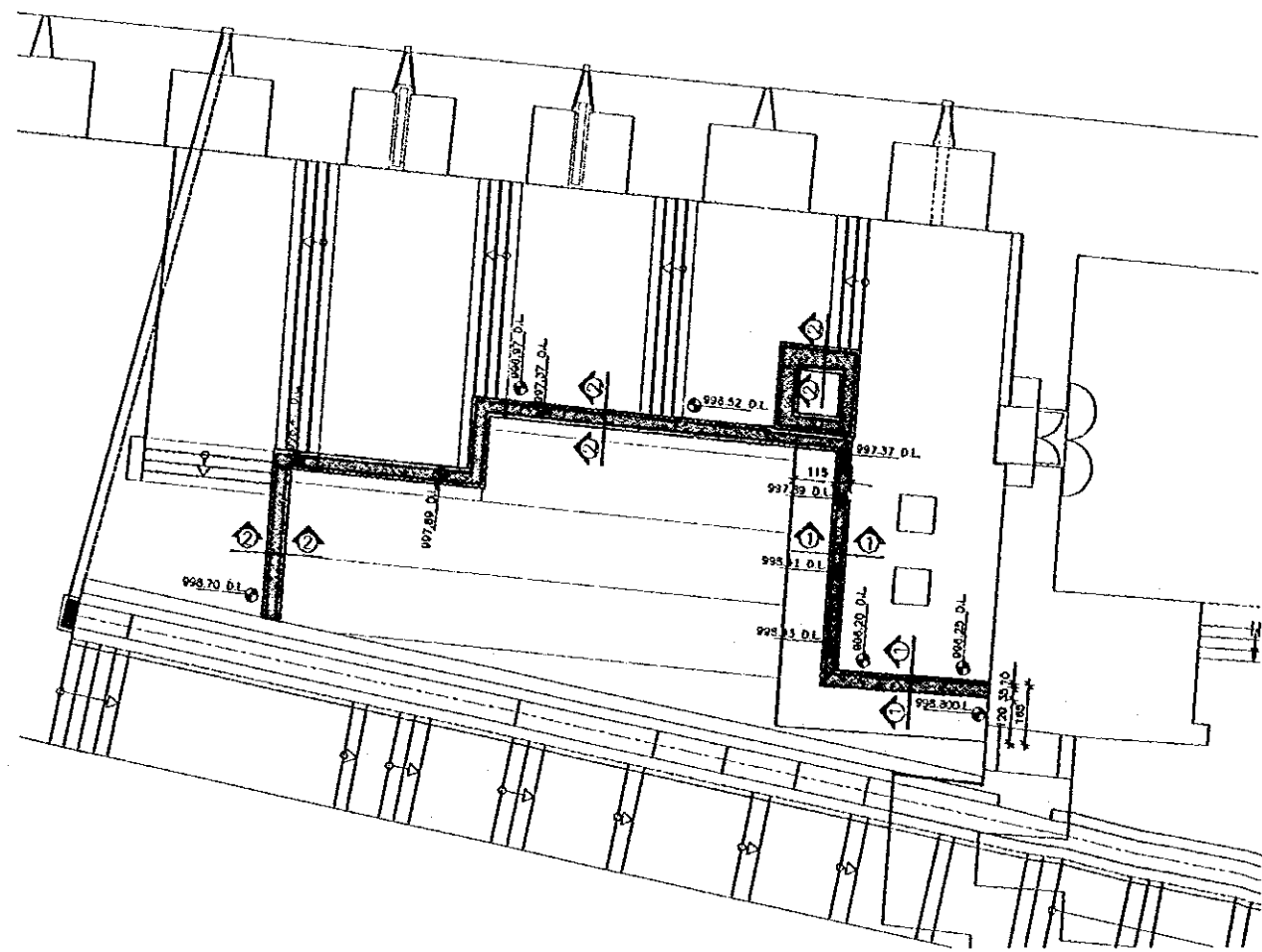
Designed by:
Japan International Cooperation Agency (JICA)
JICA Study Team:
Joint Venture of Pacific Consultants International and Yamasita Sakurai Inc.
Subcontracted Local Consultant:

consolidated consultants
Engineering & Environment
Tel: 4613777 - Fax: 4613660 - Jeddah - 235244

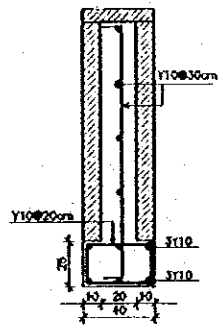
GENERAL NOTES-2
Drawing Title:

Scale:
AS SHOWN

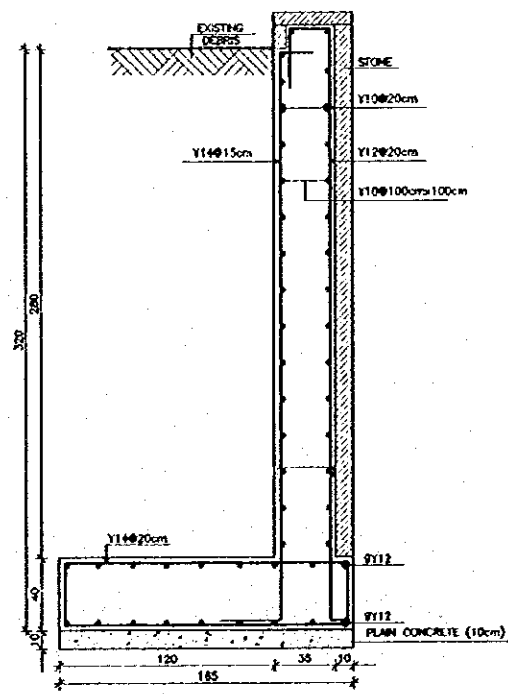
Drawing No:
KCP.S-006



PLAZA FOUNDATION PLAN
SCALE 1/100



SECTION 2-2
SCALE 1/20



SECTION 1-1
SCALE 1/20

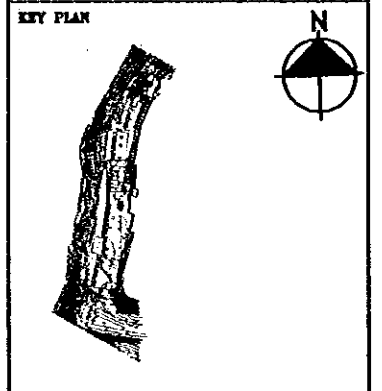
Project:
Tourism Sector Development Project
in the Hashemite Kingdom of Jordan

Executing Agency:
The Ministry of Tourism and Antiquities
The Ministry of Planning

SUB-PROJECT:
Karak Tourism Development Project
Karak Castle Museum

Note:
This detailed design has been executed by a team of consultants as shown below in accordance with the agreement between Japan International Cooperation Agency (JICA) and JICA Study Team.
The copyright of this drawing rests with JICA.

NOTE :-
IT IS THE CONTRACTOR RESPONSIBILITY TO CHECK THE SAFETY OF EXISTING STRUCTURES AND RETAINING WALLS BEFORE ANY EXCAVATION WORKS .



Designed by:
Japan International Cooperation Agency (JICA)
JICA Study Team:
Joint Venture of Pacific Consultants International and Yamasato Sekkei Inc.
Subcontracted Local Consultant:

consolidated consultants
CONSOLIDATED CONSULTANTS
Tel: 9612377 - Fax: 9612380 - AMMAN - JORDAN

MUSEUM PLAZA
PLAN & SECTIONS

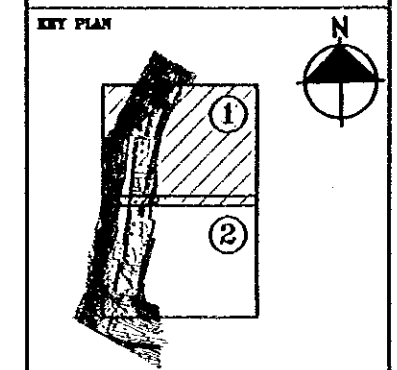
Drawing Title:
Scale: 1:100, 1:20
Drawing No.: **KCP.S-001**

Project:
 Tourism Sector Development Project
 in the Hashemite Kingdom of Jordan

Executing Agency
 The Ministry of Tourism and Antiquities
 The Ministry of Planning

SUB-PROJECT:
 Karak Tourism Development Project
 Karak Castle Museum

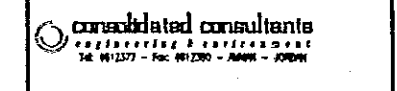
Note:
 This detailed design has been executed by a team of
 consultants as shown below in accordance with
 the agreement between Japan International
 Cooperation Agency (JICA) and JICA Study Team.
 The copyright of this drawing rests with JICA.



Designed by:
 Japan International Cooperation
 Agency (JICA)

JICA Study Team:
 Joint Venture of
 Pacific Consultants International and
 Yamasita Sekkei Inc.

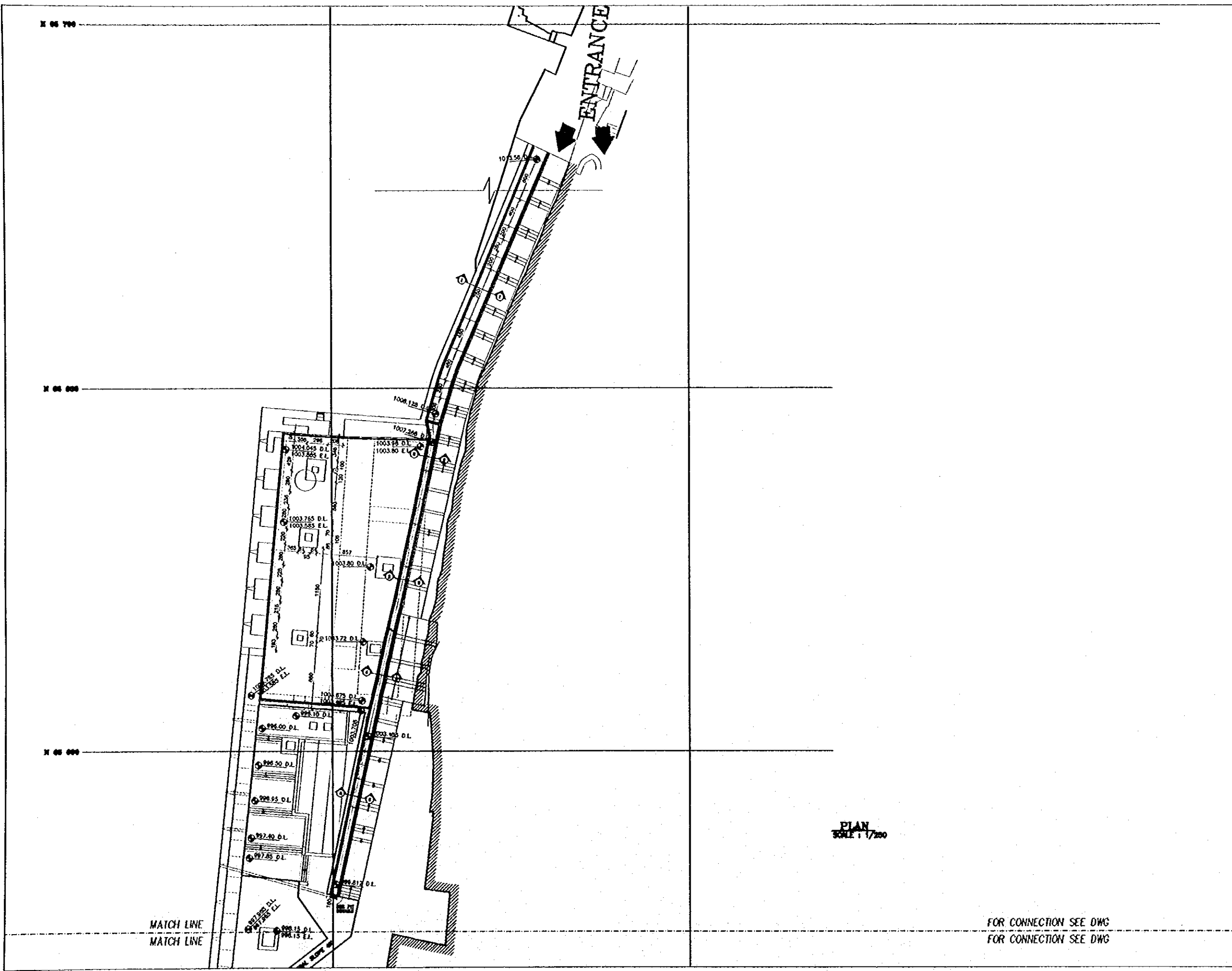
Subcontracted Local Consultant:



**STEPPED WATER
 CHANNEL PLAN**

Drawing Title:

Scale: 1/250 Drawing No: **KOPS-002**



PLAN
 SCALE 1/250

FOR CONNECTION SEE DWG
 FOR CONNECTION SEE DWG

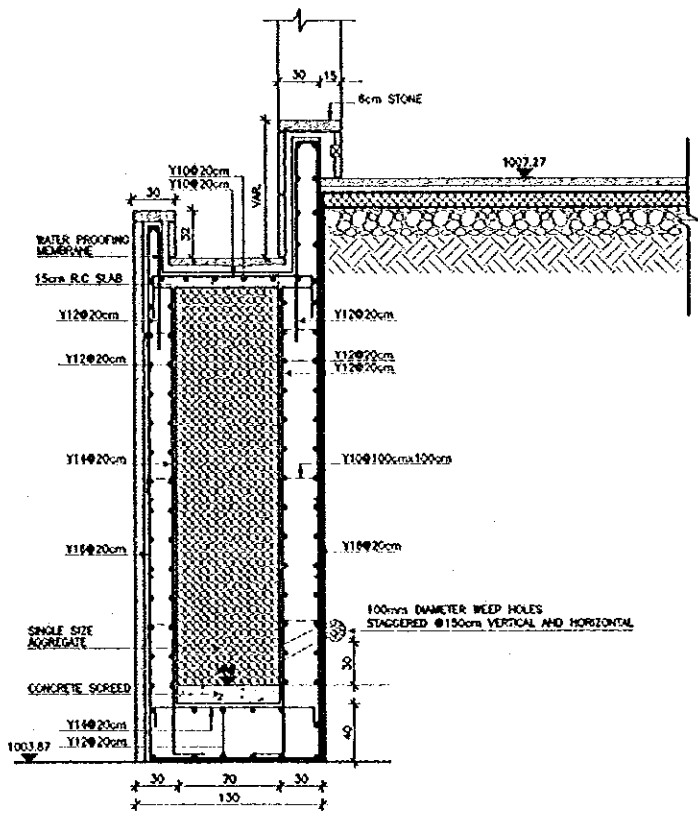
83

Project:
Tourism Sector Development Project
in the Hashemite Kingdom of Jordan

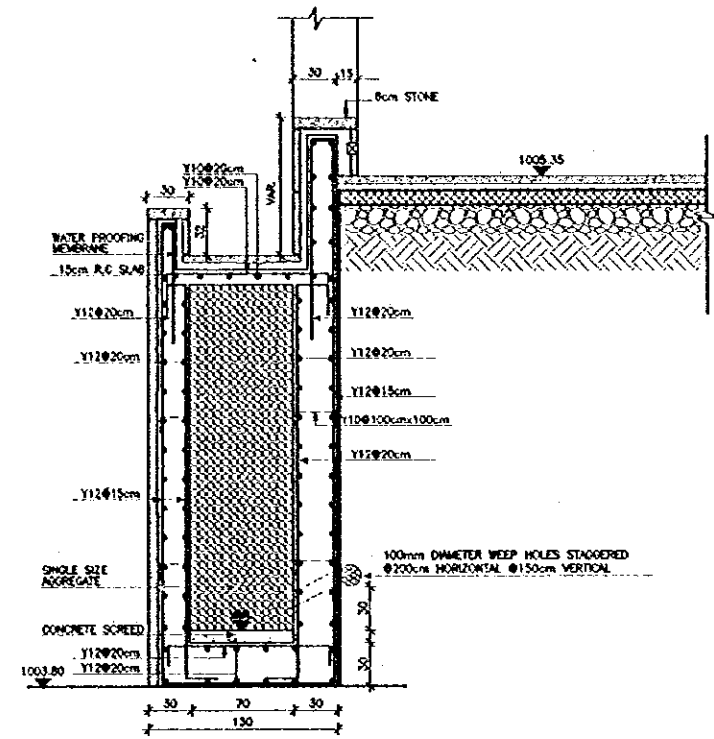
Executing Agency
The Ministry of Tourism and Antiquities
The Ministry of Planning

SUB-PROJECT:
Karak Tourism Development Project
Karak Castle Pathways

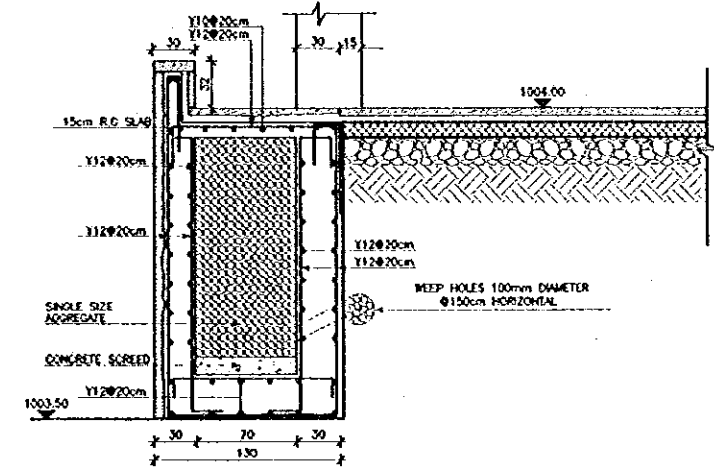
Note:
This detailed design has been executed by
a team of consultants as shown below in
accordance with the agreement between
Japan International Cooperation Agency
(JICA) and JICA Study Team.
The copyright of this drawing rests with
JICA.



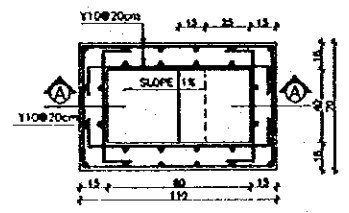
SECTION 2-2 (FOR 2.5-4.0m HEIGHT)
SCALE 1/25



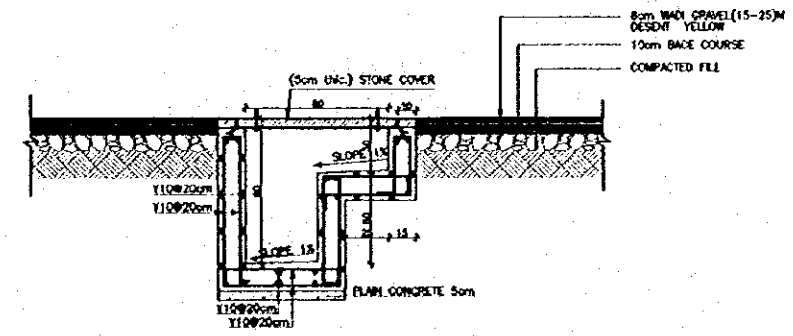
SECTION 3-3 (FOR 1.5-2.6m HEIGHT)
SCALE 1/25



SECTION 4-4 (FOR 1.5m LESS THAN HEIGHT)
SCALE 1/25



PIT PLAN
SCALE 1/20



SECTION A-A THROUGH PIT
SCALE 1/20

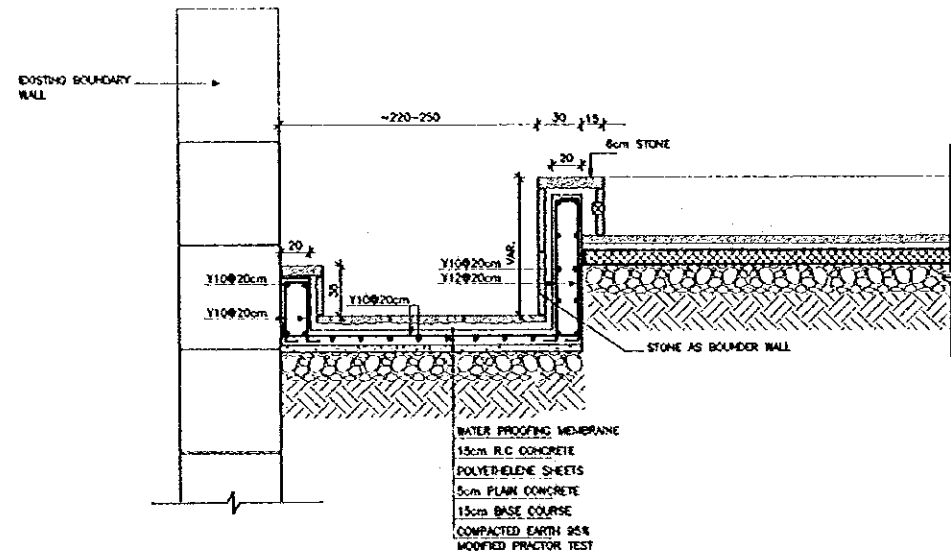
Designed by:
Japan International Cooperation
Agency (JICA)
JICA Study Team:
Joint Venture of
Pacific Consultants International and
Yamasita Sekkei Inc.
Subcontracted Local Consultant:

consolidated consultants
engineering & environment
Tel. 412377 - Fax 412380 - AMM - 2000

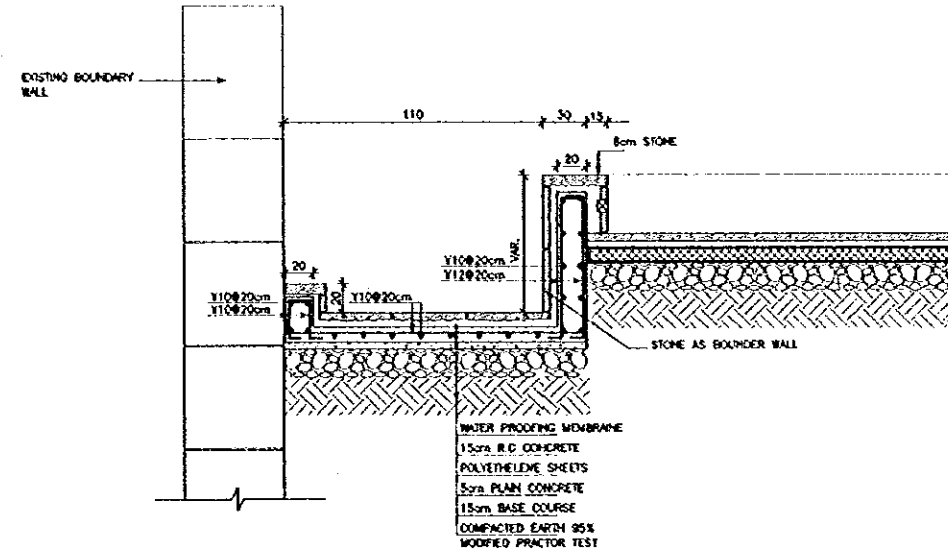
DETAIL - 1

Drawing Title:
Scale:
1:20, 1:25
Drawing No.:
KCP.S-003

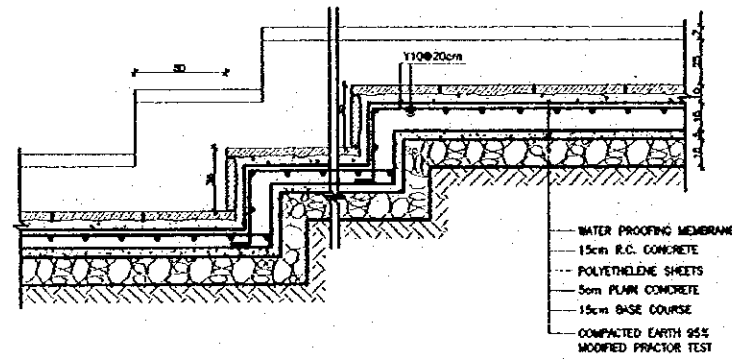
84



SECTION 1-1
SCALE 1/25



SECTION 6-5
SCALE 1/25



TYPICAL SECTION THROUGH
STEPPED CHANNEL
SCALE 1/20

Project:
Tourism Sector Development Project
in the Hashemite Kingdom of Jordan

Executing Agency:
The Ministry of Tourism and Antiquities
The Ministry of Planning

SUB-PROJECT:
Karak Tourism Development Project
Karak Castle Pathways

Note:
This detailed design has been executed by
a team of consultants as shown below in
accordance with the agreement between
Japan International Cooperation Agency
(JICA) and JICA Study Team.
The copyright of this drawing rests with
JICA.

Designed by:
Japan International Cooperation
Agency (JICA)
JICA Study Team:
Joint Venture of
Pacific Consultants International and
Yamasita Sekkei Inc.
Subcontracted Local Consultant:

consolidated consultants
engineering & environment
Tel: 0112272 - Fax: 0112280 - JAPAN - JICA

1

DETAIL -2

Drawing Title:

Scale: 1:20, 1:25

Drawing No.: KCP.S-004

85

JICA