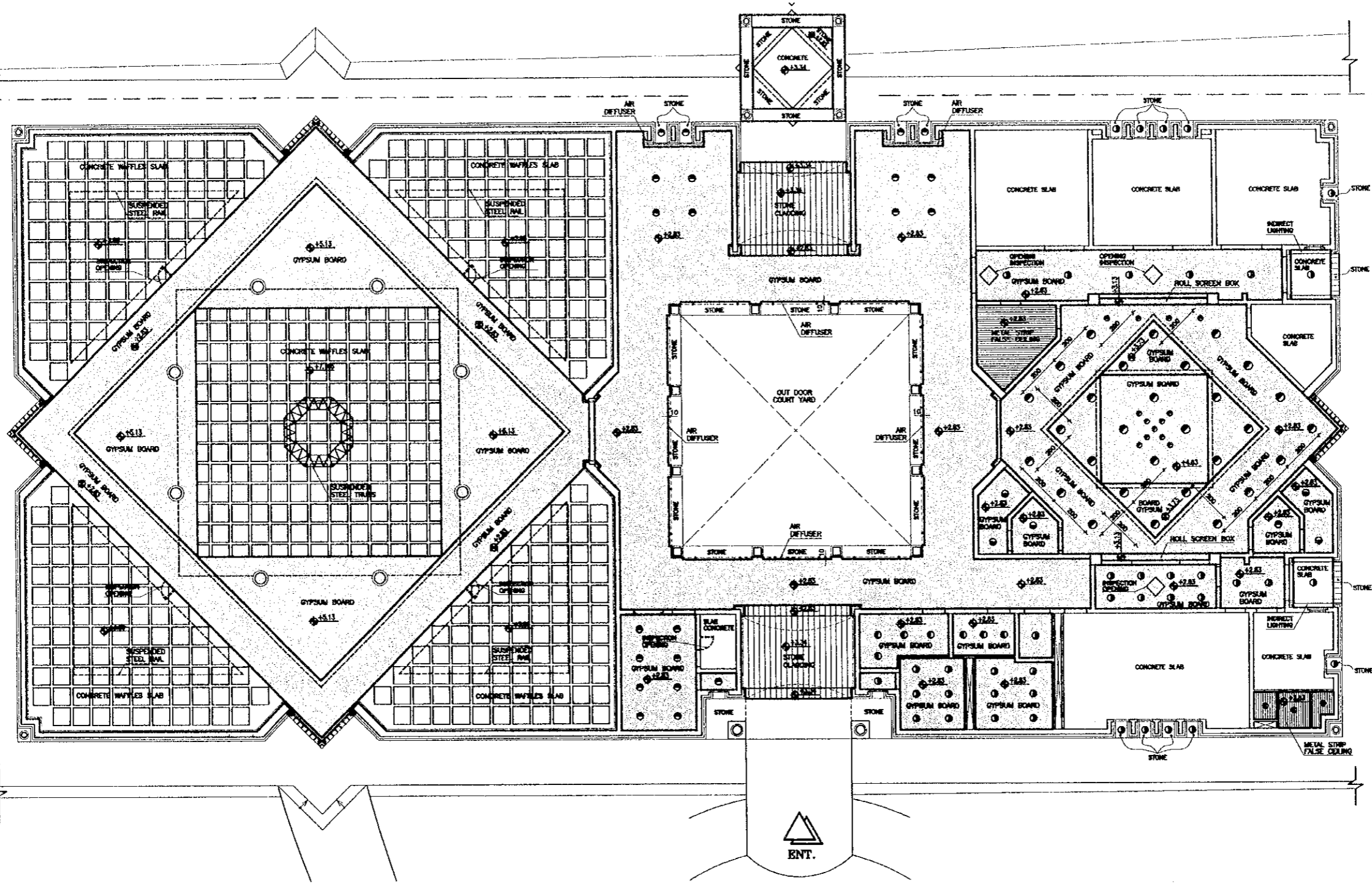


MATCH LINE



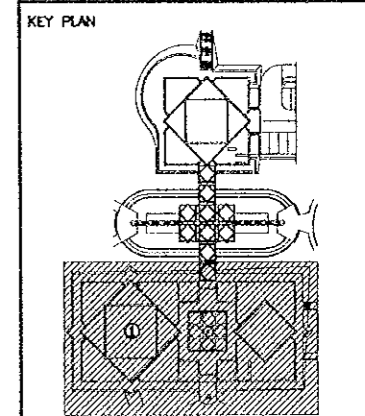
Project:
Tourism Sector Development Project
in the Hashemite Kingdom of Jordan

Executing Agency:
The Ministry of Tourism and Antiquities
The Ministry of Planning

SUB-PROJECT:
Dead Sea Panoramic Complex

Note:
This detailed design has been executed by
a team of consultants as shown below in
accordance with the agreement between
Japan International Cooperation Agency
(JICA) and JICA Study Team.
The copyright of this drawing rests with JICA.

NOTES:
1- ±0.00 IN PLANS = +108.00 IN SITE PLAN.



Designed by:
Japan International Cooperation
Agency (JICA)
JICA Study Team:
Joint Venture of
Pacific Consultants International and
Yamashita Sekkel Inc.

Subcontracted Local Consultant:

16 4612377 - Fax: 4612360 - AMMAN - JORDAN

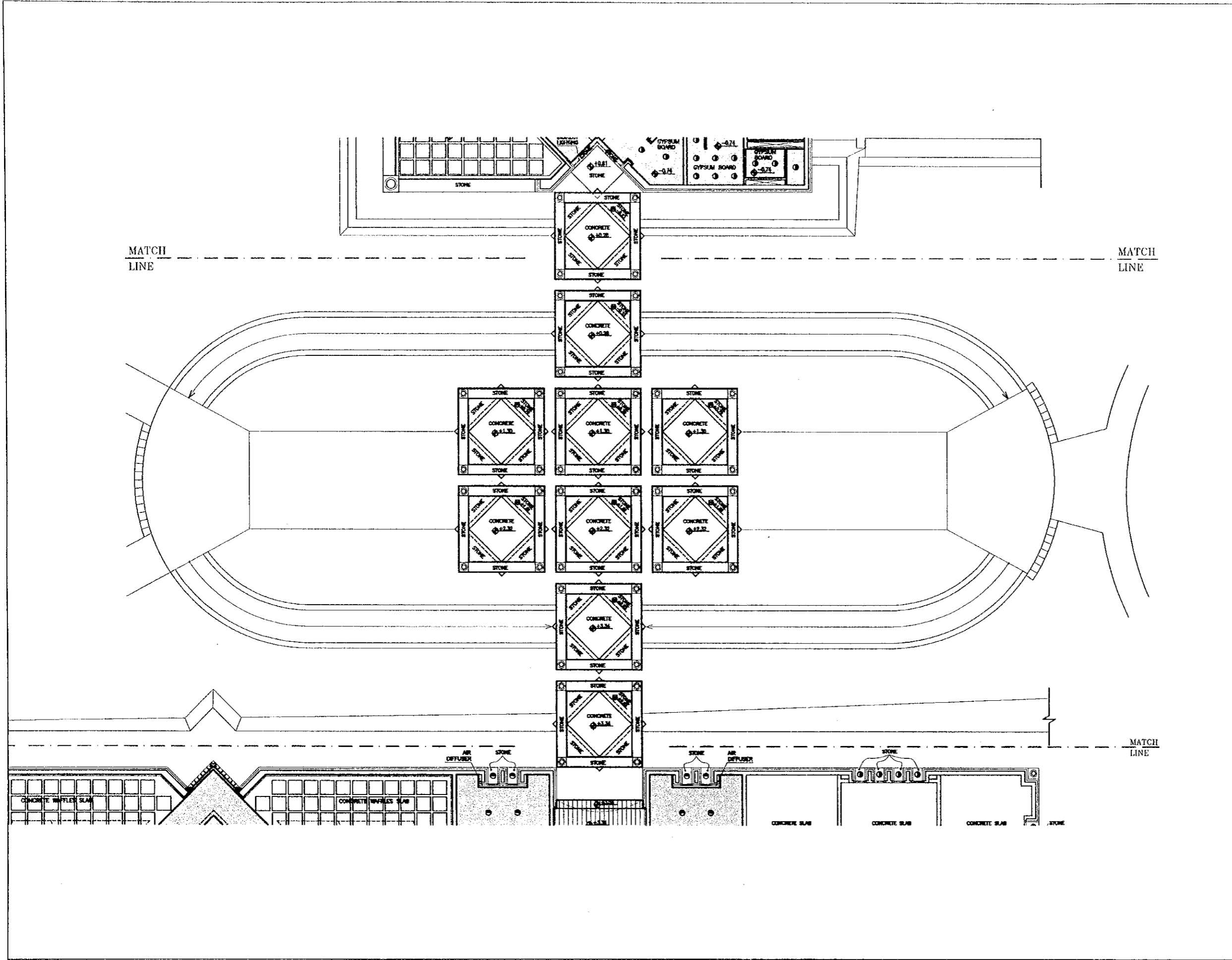
Date: June 2000

**GROUND FLOOR CEILING PLAN (1)/
MUSEUM**

Drawing Title:

Scale: 1/100 **Drawing No.:** DSPCA-501

57



Project:
 Tourism Sector Development Project
 in the Hashemite Kingdom of Jordan

Executing Agency:
 The Ministry of Tourism and Antiquities
 The Ministry of Planning

SUB-PROJECT:
 Dead Sea Panoramic Complex

Note:
 This detailed design has been executed by
 a team of consultants as shown below in
 accordance with the agreement between
 Japan International Cooperation Agency
 (JICA) and JICA Study Team.
 The copyright of this drawing rests with JICA.

NOTES:
 1-- ±0.00 IN PLANS = +108.00 IN SITE PLAN.

KEY PLAN

Designed by:
 Japan International Cooperation
 Agency (JICA)

JICA Study Team:
 Joint Venture of
 Pacific Consultants International and
 Yamasei Sekkei Inc.

Subcontracted Local Consultant:

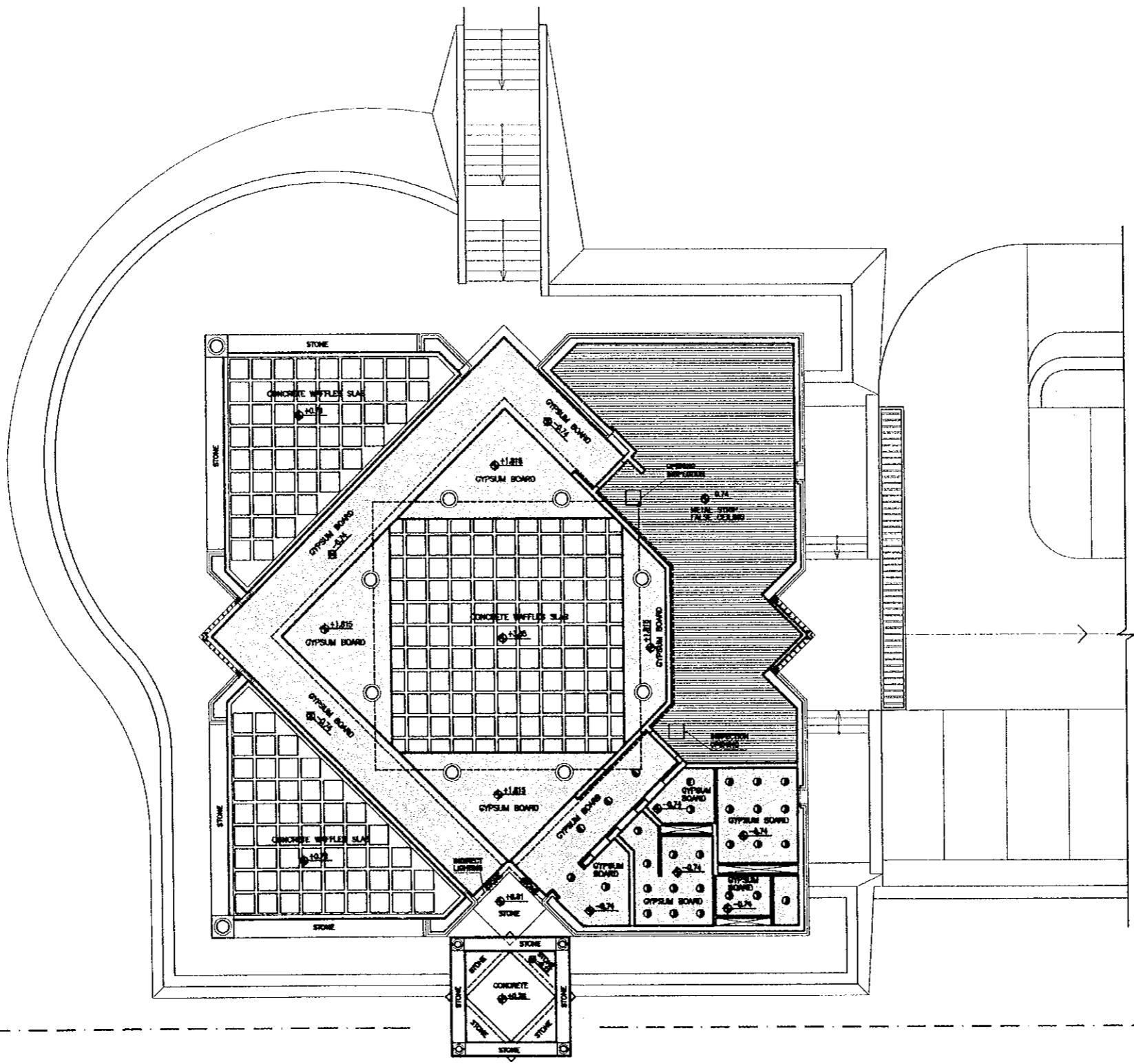
 consolidated consultants
 engineering & architectural
 Tel: 4612377 - Fax: 4612380 - AMMAN - JORDAN

Date: June 2000

GROUND FLOOR CEILING PLAN (2)/
 RAMP

Drawing Title:

Scale: 1/100 Drawing No.: DSPCA-502



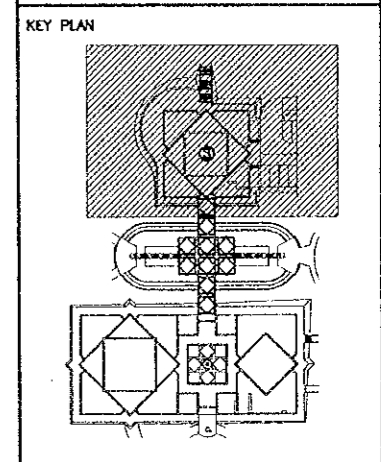
Project:
 Tourism Sector Development Project
 in the Hashemite Kingdom of Jordan

Executing Agency:
 The Ministry of Tourism and Antiquities
 The Ministry of Planning

SUB-PROJECT:
 Dead Sea Panoramic Complex

Note:
 This detailed design has been executed by
 a team of consultants as shown below in
 accordance with the agreement between
 Japan International Cooperation Agency
 (JICA) and JICA Study Team.
 The copyright of this drawing rests with JICA.

NOTES:
 1- ±0.00 IN PLANS = +108.00 IN SITE PLAN.



Designed by:
 Japan International Cooperation
 Agency (JICA)

JICA Study Team:
 Joint Venture of
 Pacific Consultants International and
 Yamashita Sekkel Inc.

Subcontracted Local Consultant:

consolidated consultants
 engineering & environment
 Tel: 4612377 - Fax: 4612390 - AMMAN - JORDAN

Date: June 2000

**GROUND FLOOR CEILING PLAN (S)/
 RESTAURANT**

Drawing Title:

Scale: 1/100
Drawing No.: DSPCA-503

MATCH
 LINE

MATCH
 LINE

67

LEGEND:

- (A) AJLOUN LIGHT, SAND BLASTED ACID WASH TILE (30x30x3)cm
- (B) SAHRAWI BASALT POLISHED BLACK TILE (30x30x3)cm
- (C) AJLOUN DARK, SAND BLASTED, ACID WASH TILE (30x30x3)cm
- (D) AJLOUN DARK, SAND BLASTED, ACID ITCHED TILE (20x20x3)cm

Project:
 Tourism Sector Development Project
 In the Hashemite Kingdom of Jordan

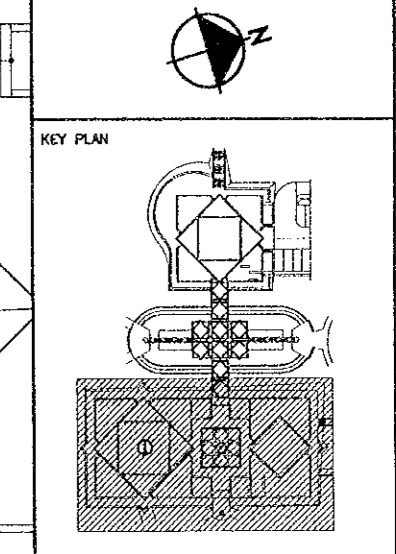
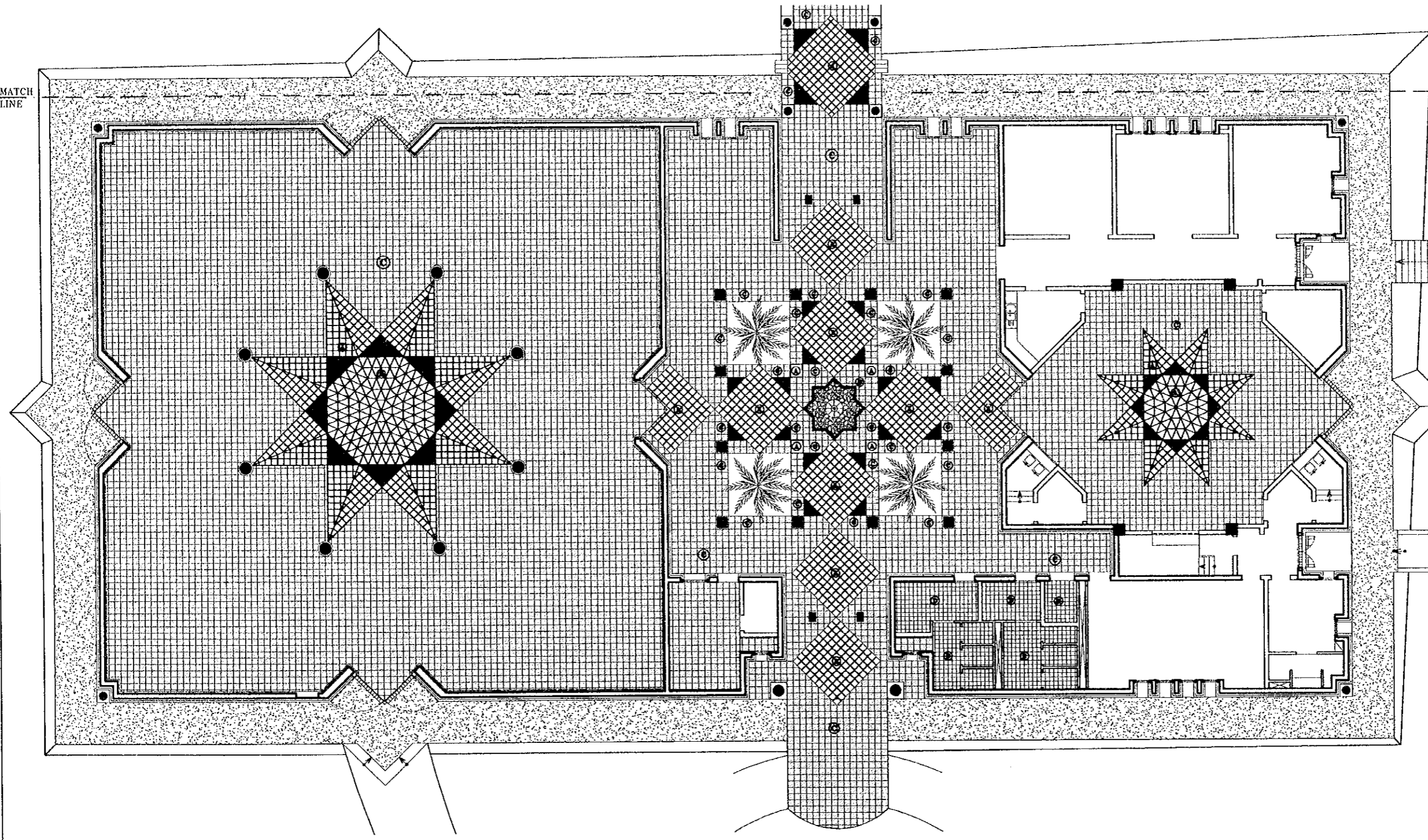
Executing Agency:
 The Ministry of Tourism and Antiquities
 The Ministry of Planning

SUB-PROJECT:
 Dead Sea Panoramic Complex

Note:
 This detailed design has been executed by
 a team of consultants as shown below in
 accordance with the agreement between
 Japan International Cooperation Agency
 (JICA) and JICA Study Team.
 The copyright of this drawing rests with JICA.

NOTES:
 1- ±0.00 ON PLANS = +108.00 ON SITE PLAN.

MATCH
 LINE



Designed by:
 Japan International Cooperation
 Agency (JICA)

JICA Study Team:
 Joint Venture of
 Pacific Consultants International and
 Yamashita Sekkei Inc.

Subcontracted Local Consultant:

consolidated consultants
 engineering & environment
 Tel: 4612377 - Fax: 4612300 - AMMAN - JORDAN

Date: June 2000

**GROUND FLOOR TILING PLAN (1)/
 MUSEUM**

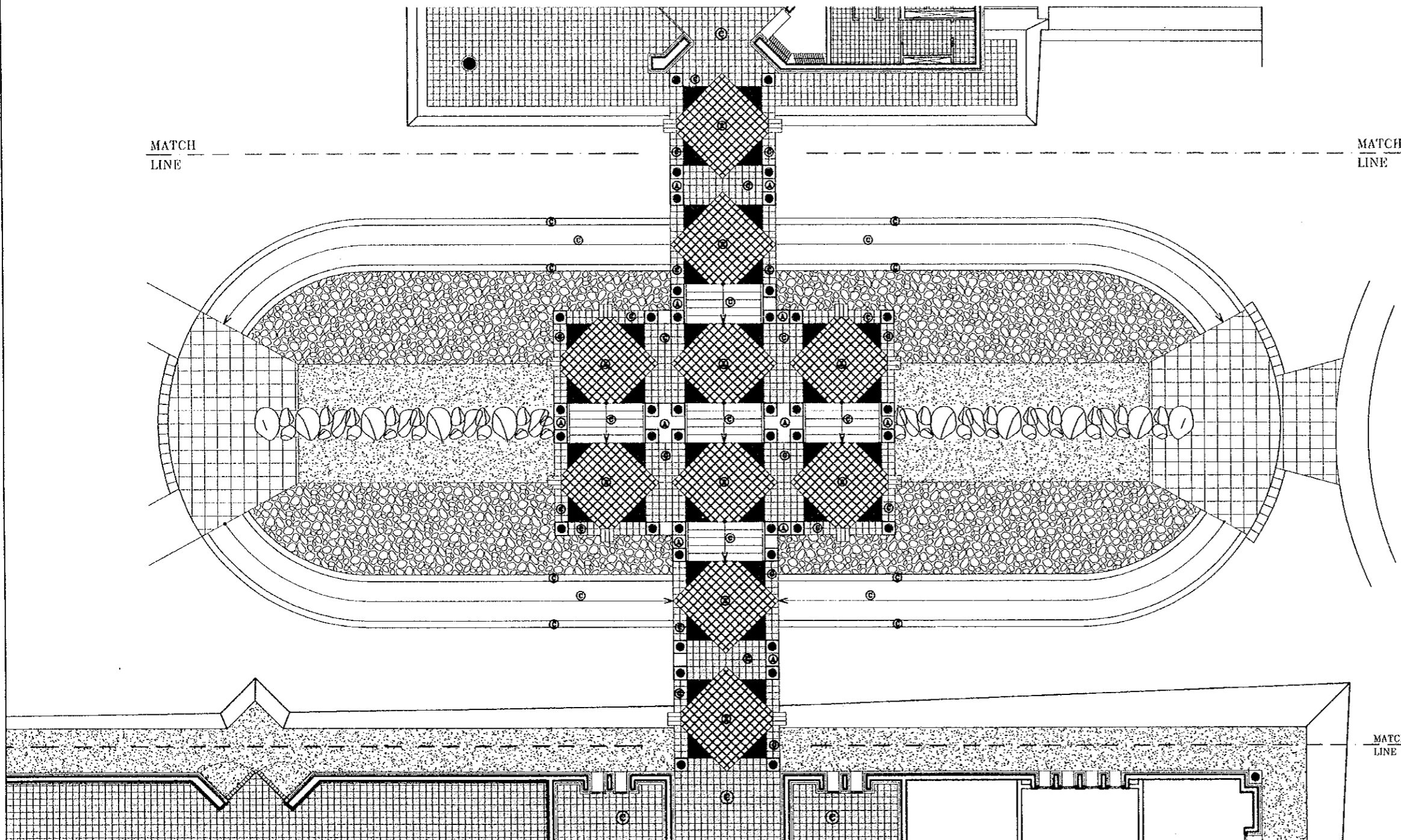
Drawing Title:

Scale: 1/100 **Drawing No.:** DS/PC.A-601

27

LEGEND:

- Ⓐ AJLOUN LIGHT, SAND BLASTED ACID WASH TILE (30x30x3)cm
- Ⓑ SAHRAWI BASALT POLISHED BLACK TILE (30x30x3)cm
- Ⓒ AJLOUN DARK, SAND BLASTED, ACID WASH TILE (30x30x3)cm
- Ⓓ AJLOUN DARK, SAND BLASTED, ACID ITCHED TILE (20x20x3)cm



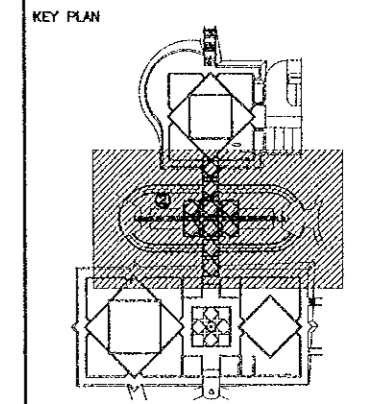
Project:
Tourism Sector Development Project
in the Hashemite Kingdom of Jordan

Executing Agency:
The Ministry of Tourism and Antiquities
The Ministry of Planning

SUB-PROJECT:
Dead Sea Panoramic Complex

Notes:
This detailed design has been executed by
a team of consultants as shown below in
accordance with the agreement between
Japan International Cooperation Agency
(JICA) and JICA Study Team.
The copyright of this drawing rests with JICA.

NOTES:
1- ±0.00 ON PLANS = +108.00 ON SITE PLAN.



Designed by:
Japan International Cooperation
Agency (JICA)

JICA Study Team:
Joint Venture of
Pacific Consultants International and
Yamashita Sekkei Inc.

Subcontracted Local Consultant:

consolidated consultants
engineering & environment
Tel: 412377 - Fax: 412380 - AMMAN - JORDAN

Date: June 2000

**GROUND FLOOR TILING PLAN (2)/
RAMP**

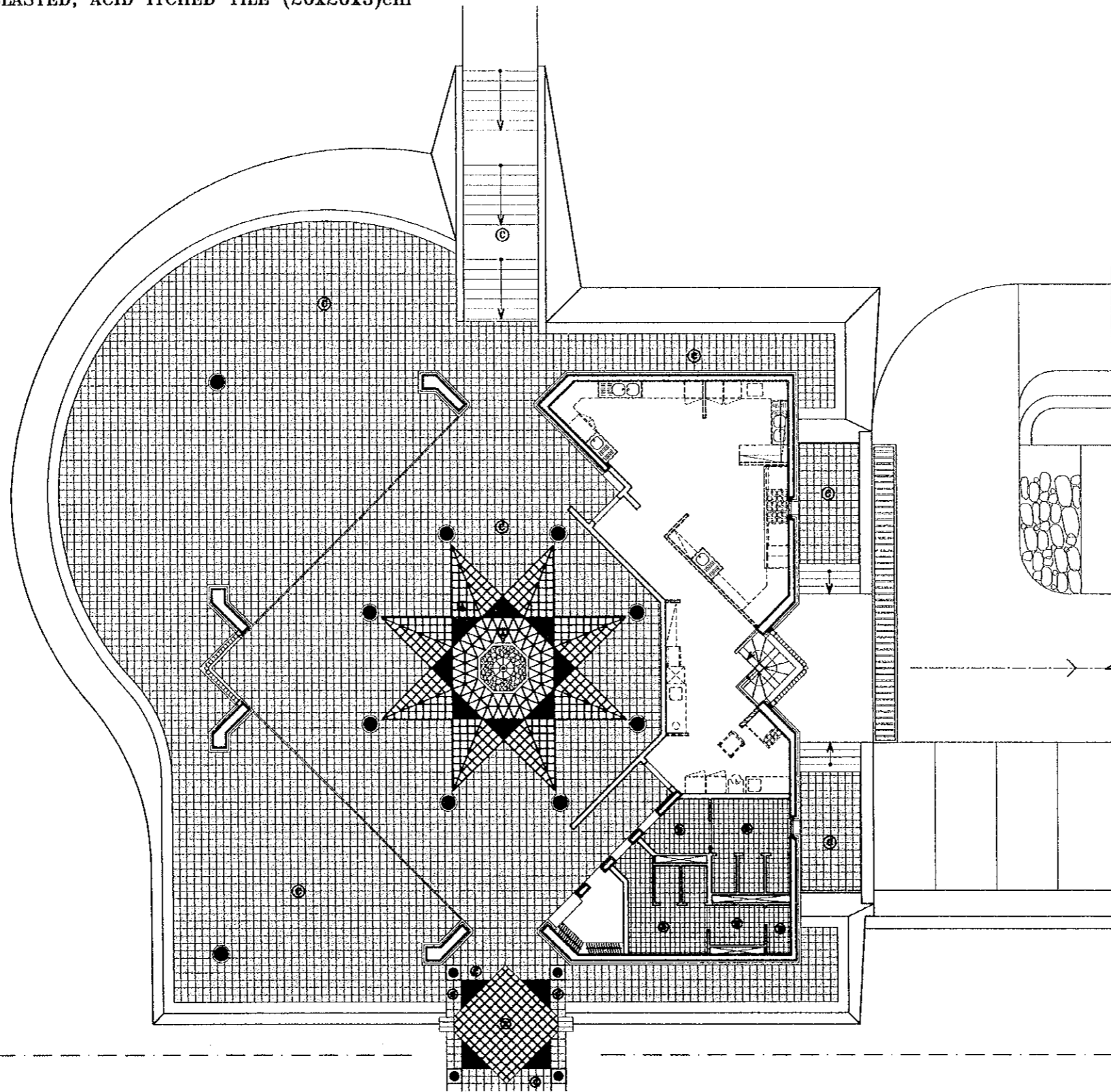
Drawing Title:

Scale: 1/100 **Drawing No.:** DSPCA-602

67

LEGEND:

- (A) AJLOUN LIGHT, SAND BLASTED ACID WASH TILE (30x30x3)cm
- (B) SAHRAWI BASALT POLISHED BLACK TILE (30x30x3)cm
- (C) AJLOUN DARK, SAND BLASTED, ACID WASH TILE (30x30x3)cm
- (D) AJLOUN DARK, SAND BLASTED, ACID ITCHED TILE (20x20x3)cm



Project:
Tourism Sector Development Project
in the Hashemite Kingdom of Jordan

Executing Agency:
The Ministry of Tourism and Antiquities
The Ministry of Planning

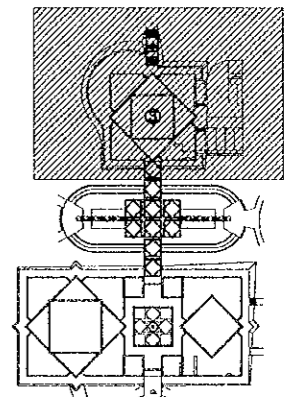
SUB-PROJECT:
Daad Sea Panoramic Complex

Note:
This detailed design has been executed by
a team of consultants as shown below in
accordance with the agreement between
Japan International Cooperation Agency
(JICA) and JICA Study Team.
The copyright of this drawing rests with JICA.

NOTES:
1- ±0.00 ON PLANS = +108.00 ON SITE PLAN.



KEY PLAN



Designed by:
Japan International Cooperation
Agency (JICA)

JICA Study Team:
Joint Venture of
Pacific Consultants International and
Yamashita Sekkei Inc.

Subcontracted Local Consultant:

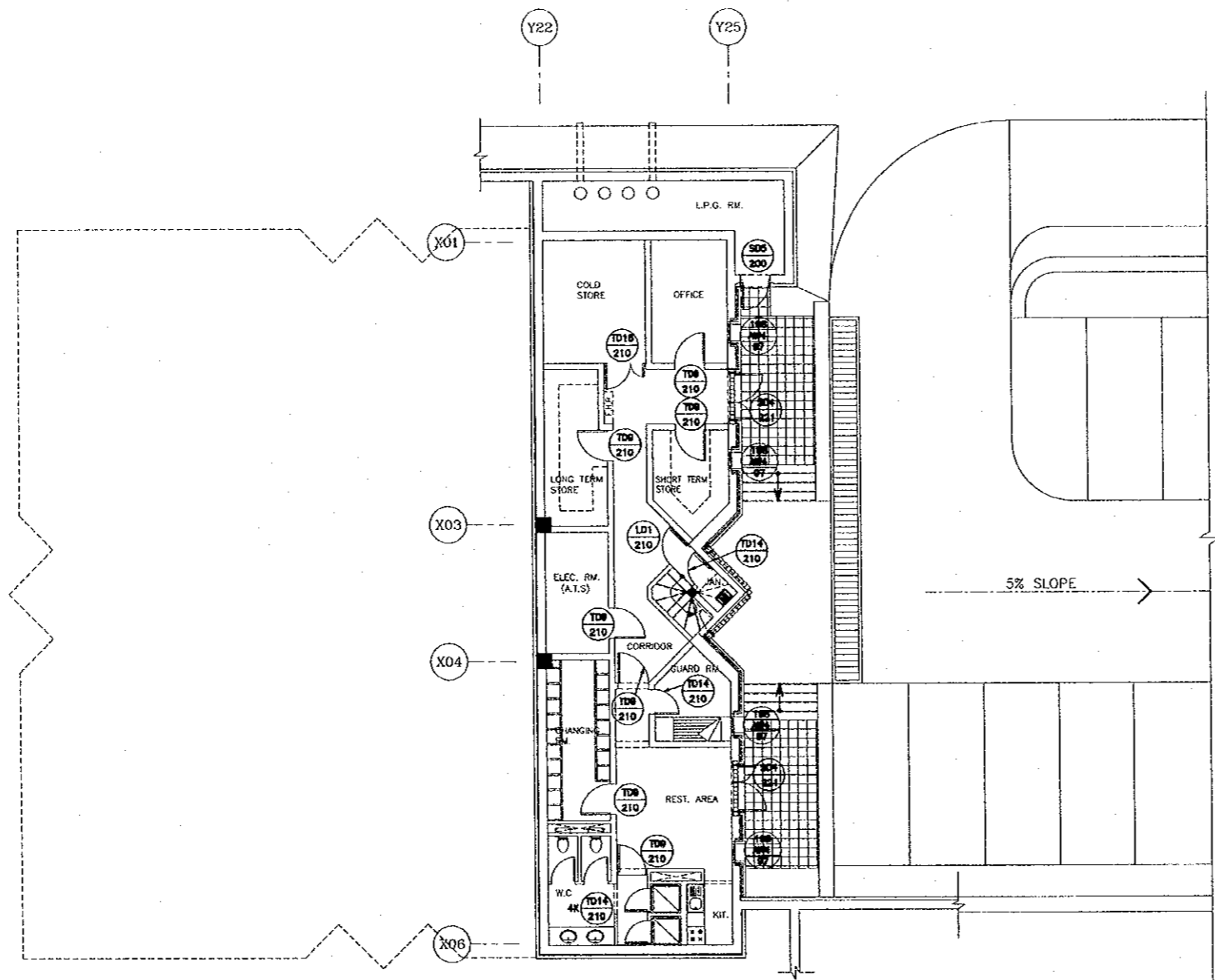


Date: June 2000

**GROUND FLOOR TILING PLAN (S)/
RESTAURANT**

Drawing Title:

Scale: 1/100
Drawing No.: DSPC.A-603

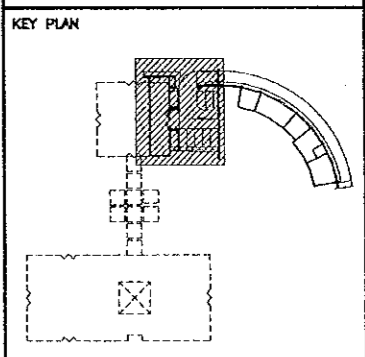


Project:
 Tourism Sector Development Project
 in the Hashemite Kingdom of Jordan

Executing Agency:
 The Ministry of Tourism and Antiquities
 The Ministry of Planning

SUB-PROJECT:
 Dead Sea Panoramic Complex

Note:
 This detailed design has been executed by
 a team of consultants as shown below in
 accordance with the agreement between
 Japan International Cooperation Agency
 (JICA) and JICA Study Team.
 The copyright of this drawing rests with JICA.



Designed by:
 Japan International Cooperation
 Agency (JICA)

JICA Study Team:
 Joint Venture of
 Pacific Consultants International and
 Yamashita Sekkei Inc.

Subcontracted Local Consultant:

 consolidated consultants
 engineering & environmental
 Tel: 4612377 - Fax: 4612380 - AMMAN - JORDAN

Date: June 2000

**BASEMENT FLOOR
 DOORS & WINDOWS KEY PLAN/
 RESTAURANT**

Drawing Title:

Scale: 1/100 **Drawing No.:** DSPCA-701

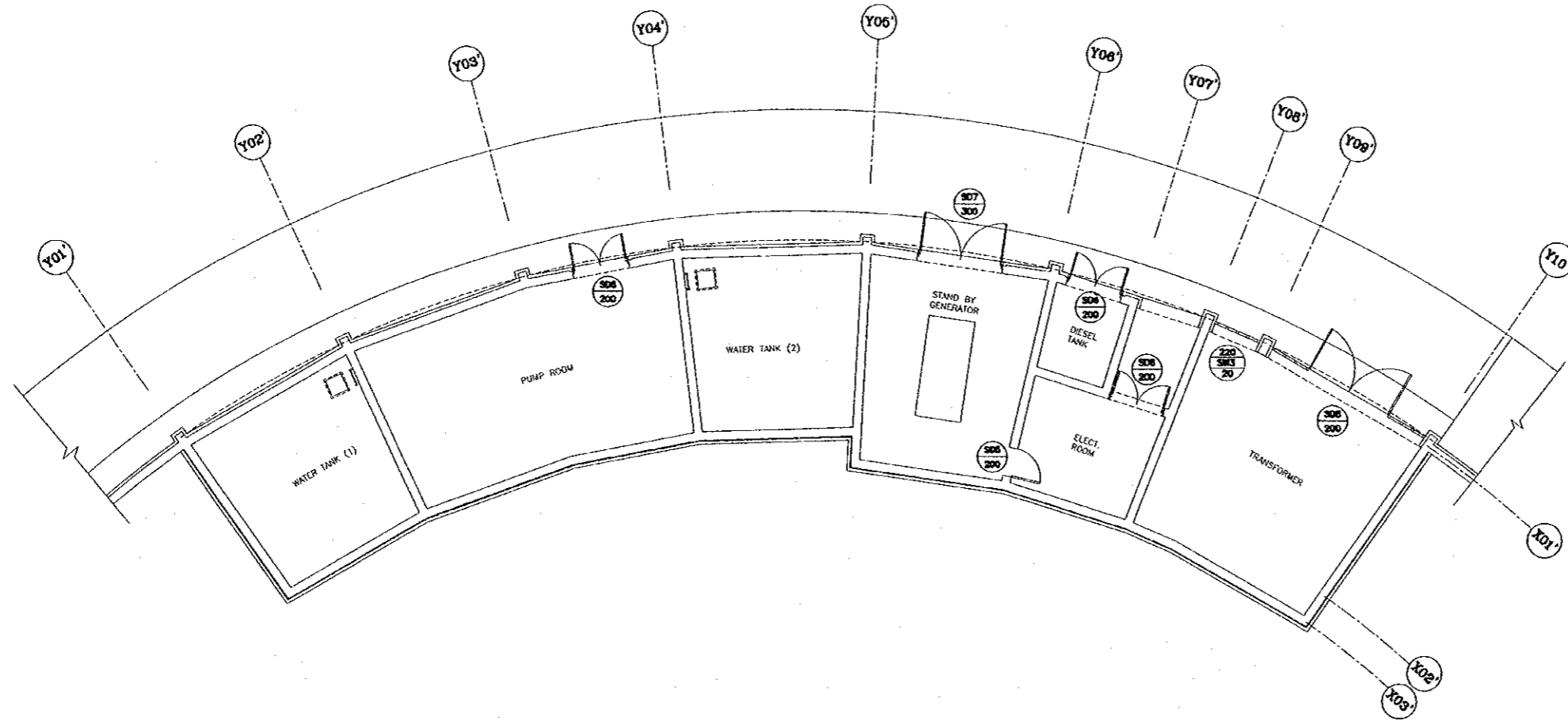
15

Project:
Tourism Sector Development Project
in the Hashemite Kingdom of Jordan

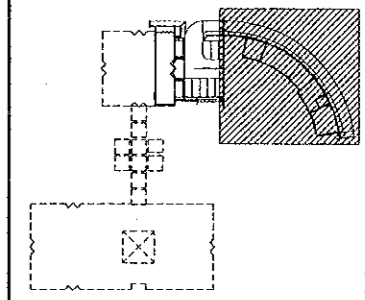
Executing Agency:
The Ministry of Tourism and Antiquities
The Ministry of Planning

SUB-PROJECT:
Dead Sea Panoramic Complex

Note:
This detailed design has been executed by
a team of consultants as shown below in
accordance with the agreement between
Japan International Cooperation Agency
(JICA) and JICA Study Team.
The copyright of this drawing rests with JICA.



KEY PLAN



Designed by:
Japan International Cooperation
Agency (JICA)

JICA Study Team:
Joint Venture of
Pacific Consultants International and
Yamashita Sekkei Inc.

Subcontracted Local Consultant:
consolidated consultants
engineering & environment
Tel: 9612377 - Fax: 9612390 - AMMAN - JORDAN

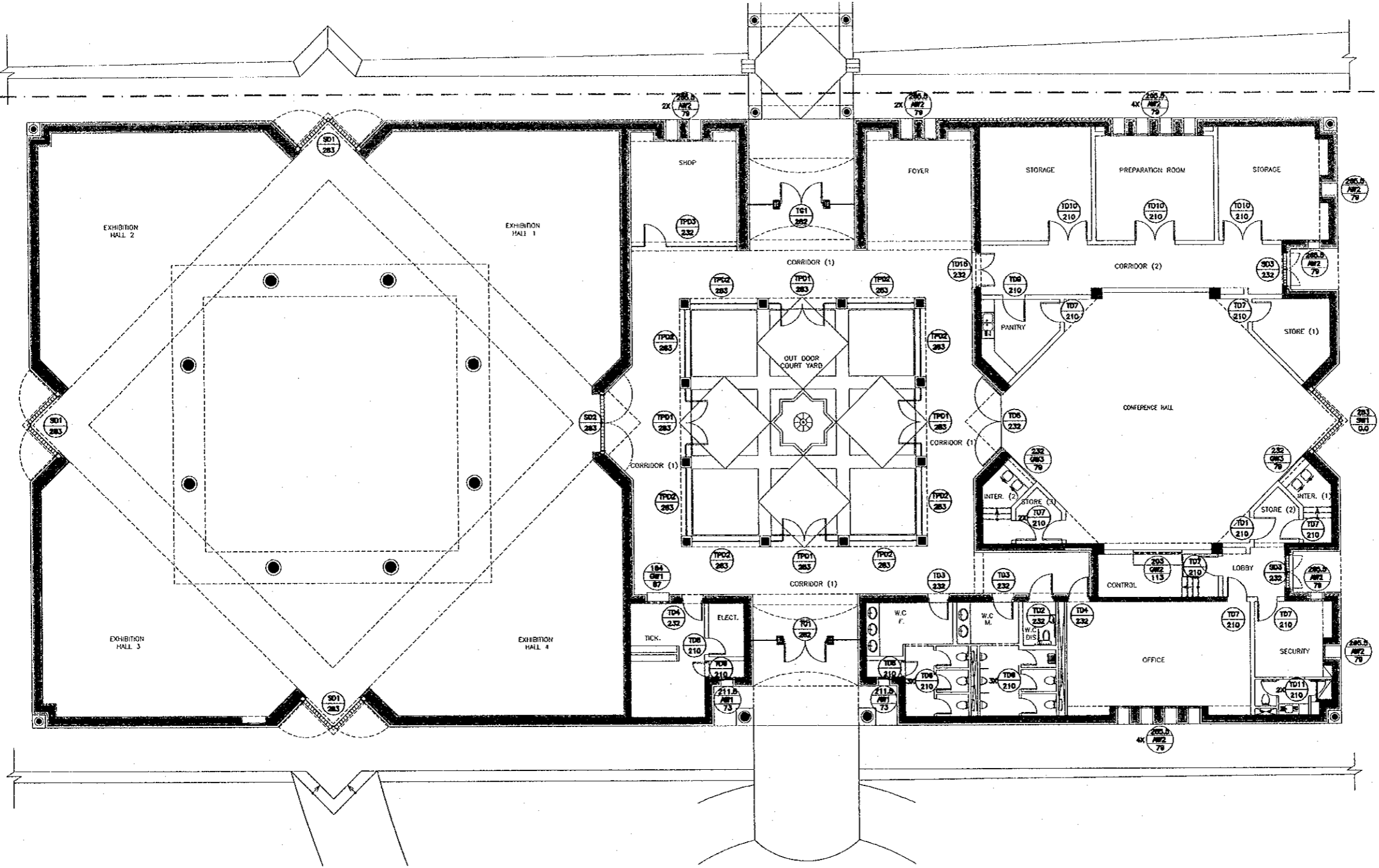
Date: June 2000

BASEMENT FLOOR
DOORS & WINDOWS KEY PLAN/
TRANSFORMER, GENERATOR
Drawing Title: & WATER TANK

Scale: 1/100
Drawing No.: DSPCA-702

52

MATCH LINE



Project:
Tourism Sector Development Project
in the Hashemite Kingdom of Jordan

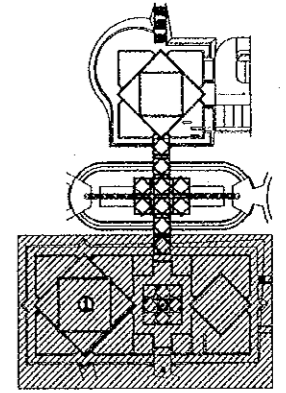
Executing Agency:
The Ministry of Tourism and Antiquities
The Ministry of Planning

SUB-PROJECT:
Dead Sea Panoramic Complex

Note:
This detailed design has been executed by
a team of consultants as shown below in
accordance with the agreement between
Japan International Cooperation Agency
(JICA) and JICA Study Team.
The copyright of this drawing rests with JICA.



KEY PLAN



Designed by:
Japan International Cooperation
Agency (JICA)
JICA Study Team:
Joint Venture of
Pacific Consultants International and
Yamashita Sekkei Inc.

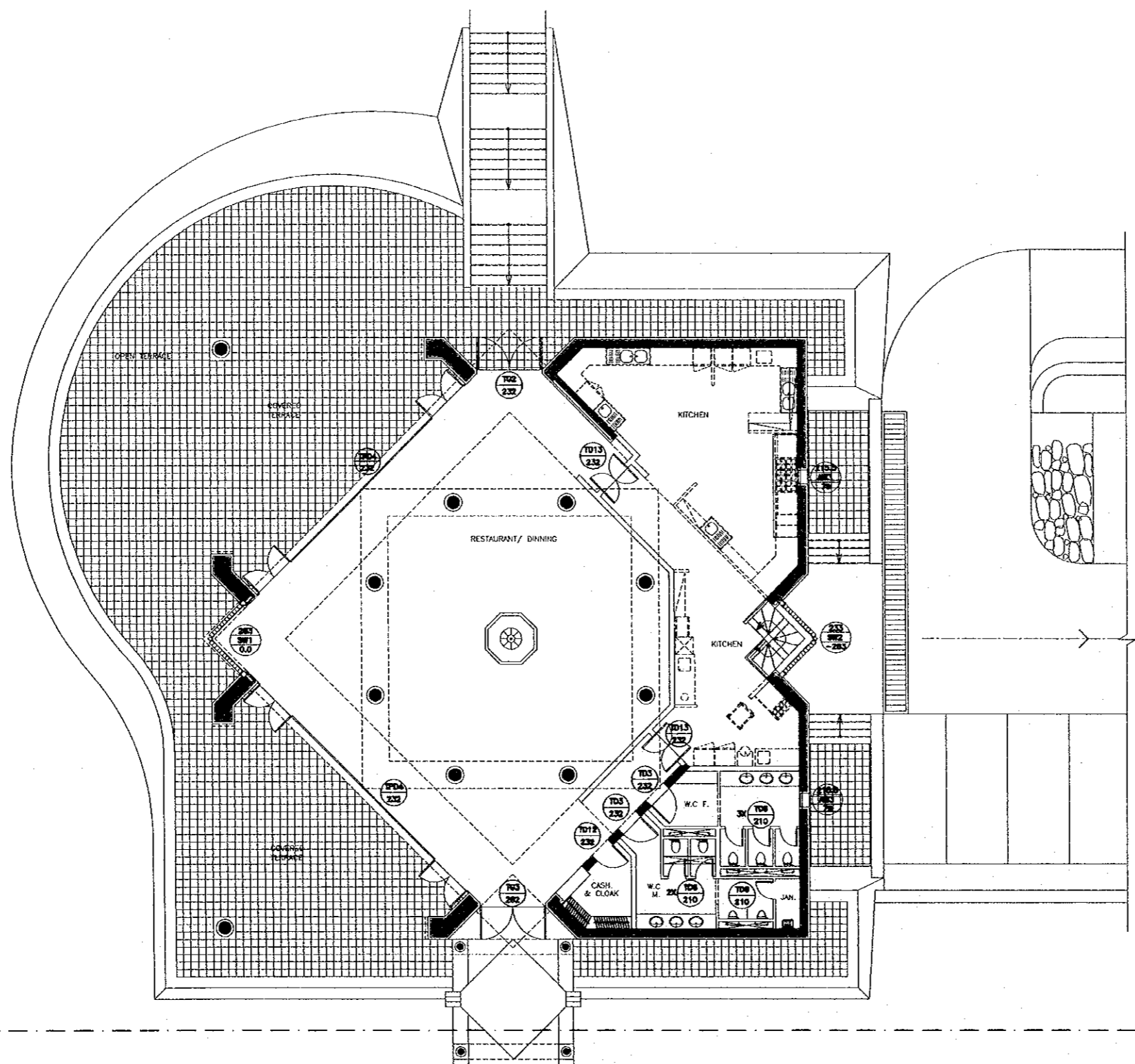
Subcontracted Local Consultant:
CONSOLIDATED CONSULTANTS
engineering & environment
Tel: 4612377 - Fax: 4612300 - AMMAN - JORDAN

Date: June 2000

GROUND FLOOR
DOORS & WINDOWS KEY PLAN (1)/
MUSEUM

Drawing Title:

Scale: 1/100 Drawing No.: DSPCA-703



MATCH
LINE

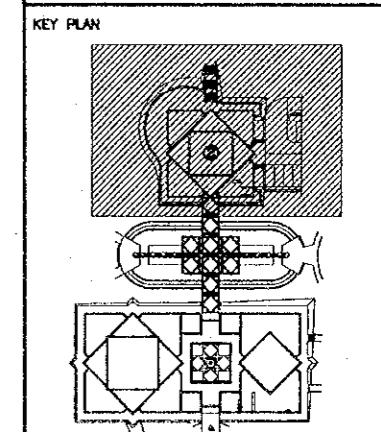
MATCH
LINE

Project:
Tourism Sector Development Project
in the Hashemite Kingdom of Jordan

Executing Agency:
The Ministry of Tourism and Antiquities
The Ministry of Planning

SUB-PROJECT:
Dead Sea Panoramic Complex

Note:
This detailed design has been executed by
a team of consultants as shown below in
accordance with the agreement between
Japan International Cooperation Agency
(JICA) and JICA Study Team.
The copyright of this drawing rests with JICA.



Designed by:
Japan International Cooperation
Agency (JICA)

JICA Study Team:
Joint Venture of
Pacific Consultants International and
Yamashita Sekkei Inc.

Subcontracted Local Consultant:



Date: June 2000

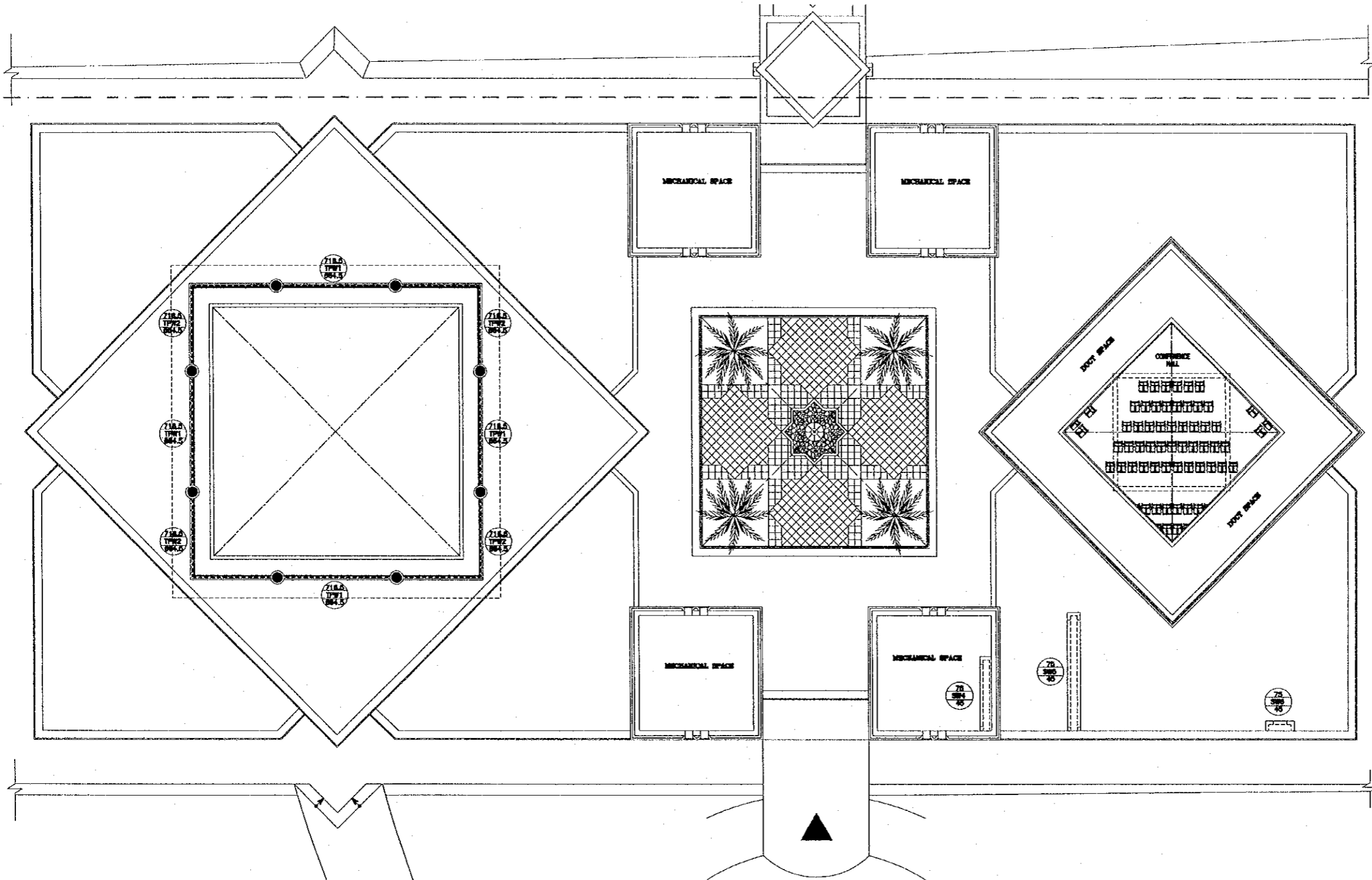
**GROUND FLOOR
DOORS & WINDOWS KEY PLAN (2)/
RESTAURANT**

Drawing Title:

Scale: 1/100 **Drawing No.:** DSPCA-704

57

MATCH
LINE



Project:
 Tourism Sector Development Project
 in the Hashemite Kingdom of Jordan

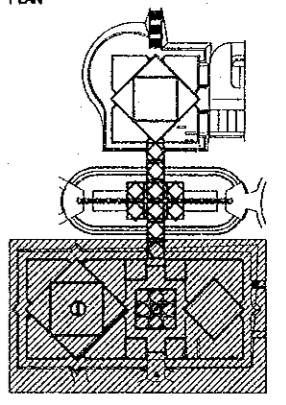
Executing Agency:
 The Ministry of Tourism and Antiquities
 The Ministry of Planning

SUB-PROJECT:
 Dead Sea Panoramic Complex

Note:
 This detailed design has been executed by
 a team of consultants as shown below in
 accordance with the agreement between
 Japan International Cooperation Agency
 (JICA) and JICA Study Team.
 The copyright of this drawing rests with JICA.



KEY PLAN



Designed by:
 Japan International Cooperation
 Agency (JICA)

JICA Study Team:
 Joint Venture of
 Pacific Consultants International and
 Yamashita Seki & Co. Inc.

Subcontracted Local Consultant:



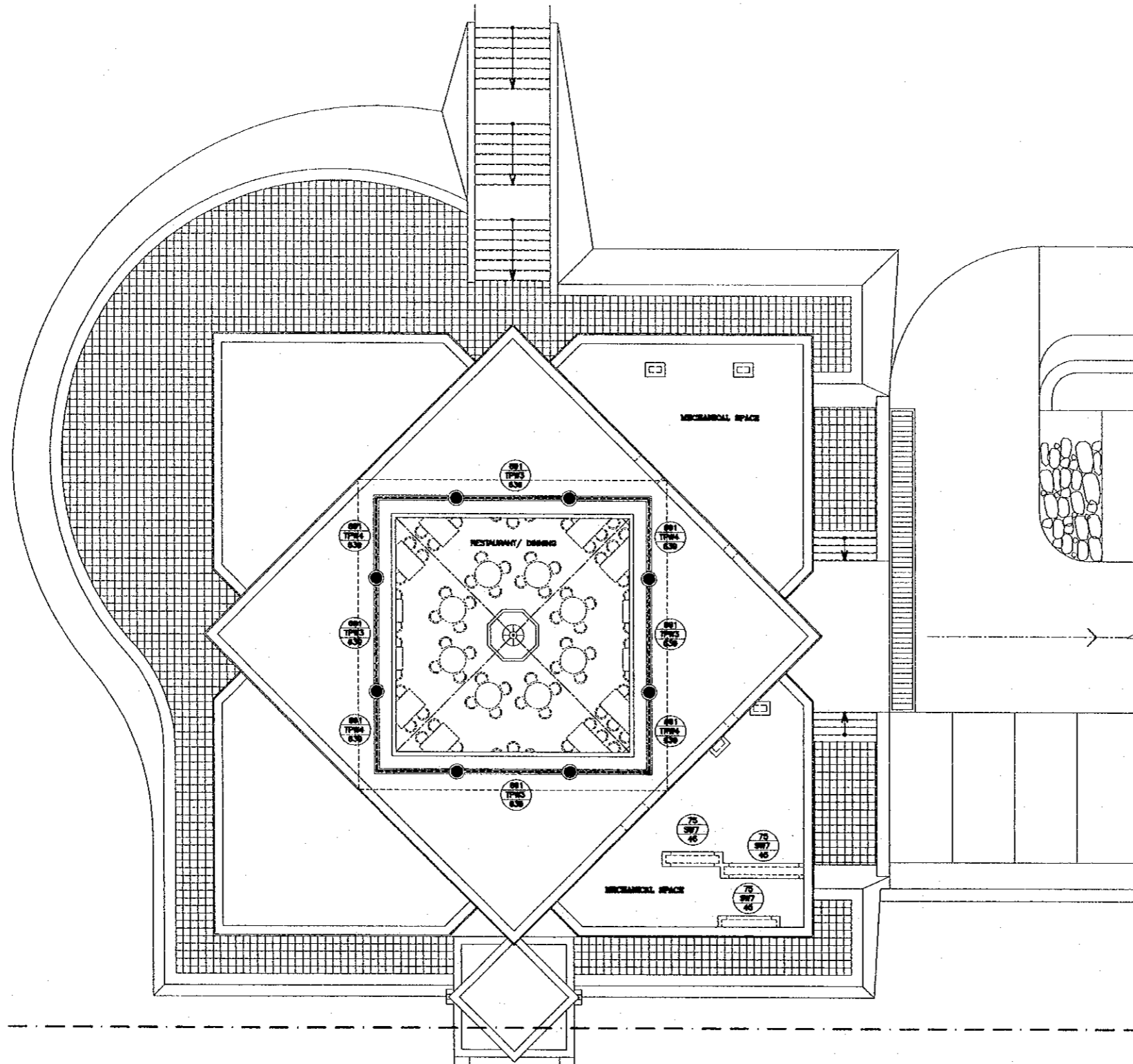
Date: June 2000

**ROOF FLOOR
 DOORS & WINDOWS KEY PLAN (1)/
 MUSEUM**

Drawing Title:

Scale: 1/100
Drawing No.: DSPC.A-705

5

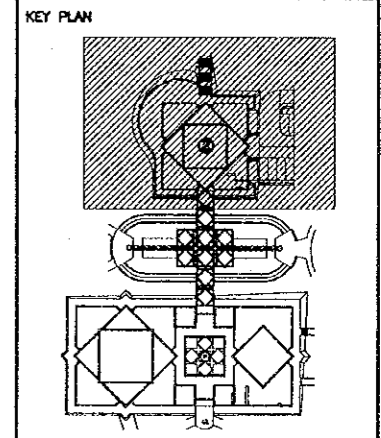


Project:
 Tourism Sector Development Project
 In the Hashemite Kingdom of Jordan

Executing Agency:
 The Ministry of Tourism and Antiquities
 The Ministry of Planning

SUB-PROJECT:
 Dead Sea Panoramic Complex

Note:
 This detailed design has been executed by a team of consultants as shown below in accordance with the agreement between Japan International Cooperation Agency (JICA) and JICA Study Team. The copyright of this drawing rests with JICA.



Designed by:
 Japan International Cooperation Agency (JICA)

JICA Study Team:
 Joint Venture of Pacific Consultants International and Yamashita Sekkel Inc.

Subcontracted Local Consultant:



Date: June 2000

**ROOF FLOOR
 DOORS & WINDOWS KEY PLAN (2)/
 RESTAURANT**

Drawing Title:

Scale: 1/100 **Drawing No.:** DSPCA-706

MATCH LINE

MATCH LINE

25

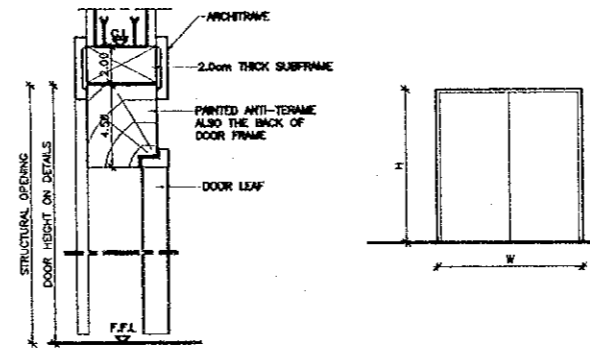
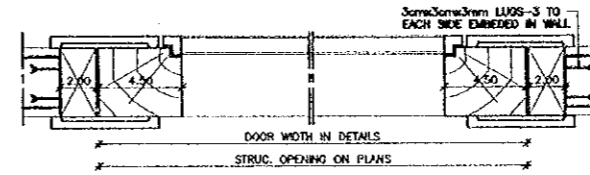
WOOD WORKS:-

NOTES & LEGEND

- 1- CONTRACTOR SHALL VERIFY ALL DIMENSIONS IN FIELD & SUBMIT SHOP DWGS. TO THE ENO. SHOWING SUCH VERIFICATION FOR APPROVAL.
- 2- ALL IRONWORKERY & HARDWARE OF WOODWORKS TO BE CHROME FINISH & OF HIGH QUALITY UNLESS STATED OTHERWISE.
- 3- DOORS:-
 - THE DIMENSIONS SHOWING THE HEIGHT OF THE DOOR IS TAKEN FROM FINISHED FLOOR LEVEL TO THE TOP OF FRAME AT HEAD.
 - THE DIMENSIONS SHOWING THE WIDTH OF THE DOOR IS TAKEN BETWEEN OUTER EDGE OF DOOR FRAME.
 - DIMENSIONS IN PLAN INDICATE DIMENSIONS OF STRUCTURAL OPENINGS (INCLUDING SUBFRAME THICKNESS)
- 4- ALL EXTERNAL WOOD WORK TO BE PROTECTED BY NON YELLOWING COLOURLESS ACRYLIC COATING TO PROVIDE GOOD WATER & CHEMICAL RESISTANCE LEVEL TO THE TOP OF FRAME AT HEAD.
- ALL WOOD WORK (INTERNAL OR EXTERNAL) W/STRIP DECORATION TO BE PROTECTED BY SAME WAY AS ABOVE.
- ALL CLEAR OAK WOOD WORK TO BE PAINTED W/2 COMPONENT POLYURETHANE CLEAR PAINT
- ALL CLEAR OAK WOOD DOORS SHALL HAVE BRASS LEVEL HANDLES.

LIST OF ABBREVIATIONS

- M2 - MORTICE LOCK OPENABLE FROM BOTH SIDES.
- LVR - LEVER HANDLE ON BOTH FACES OF LEAF COMPLETE WITH LATH BACK & ESCUTCHEON ONLY FOR DOORS
- P.P - PUSH PLATE
- KH - KNOB HANDLE
- LAQ - CLEAR LACQUER PAINT
- OP - OIL PAINT
- B - BALL BEARING BUTT HINGE
- F.T. - FLOOR TYPE
- LFB - LEVEL ACTION FLASH BOLTS W/ DUST EXCLUDING SOCKET (SPRING LOADED) FLUSH TYPE STRINGING PLATE LOWER BOLT TO BE (25x2.65mm)
- UPPER BOLT TO BE NOT MORE THAN 20mm HIGH
- SKM - SKIN ROOMLOCK INDICATING OCCUPANCY FROM OUTSIDE
- O1 - CYLINDRICAL LOCK OPENABLE FROM ONE SIDE.
- O2 - CYLINDRICAL LOCK OPENABLE FROM TWO SIDES.
- OH - OVER HEAD



NOTE:-
 REGRATE AT BOTTOM OF DOOR FRAME TO BE 2mm
 ABOVE FINISHED LEVEL IN ORDER TO ENSURE ACCURATE PAINT LINE.

Project:
 Tourism Sector Development Project
 in the Hashemite Kingdom of Jordan

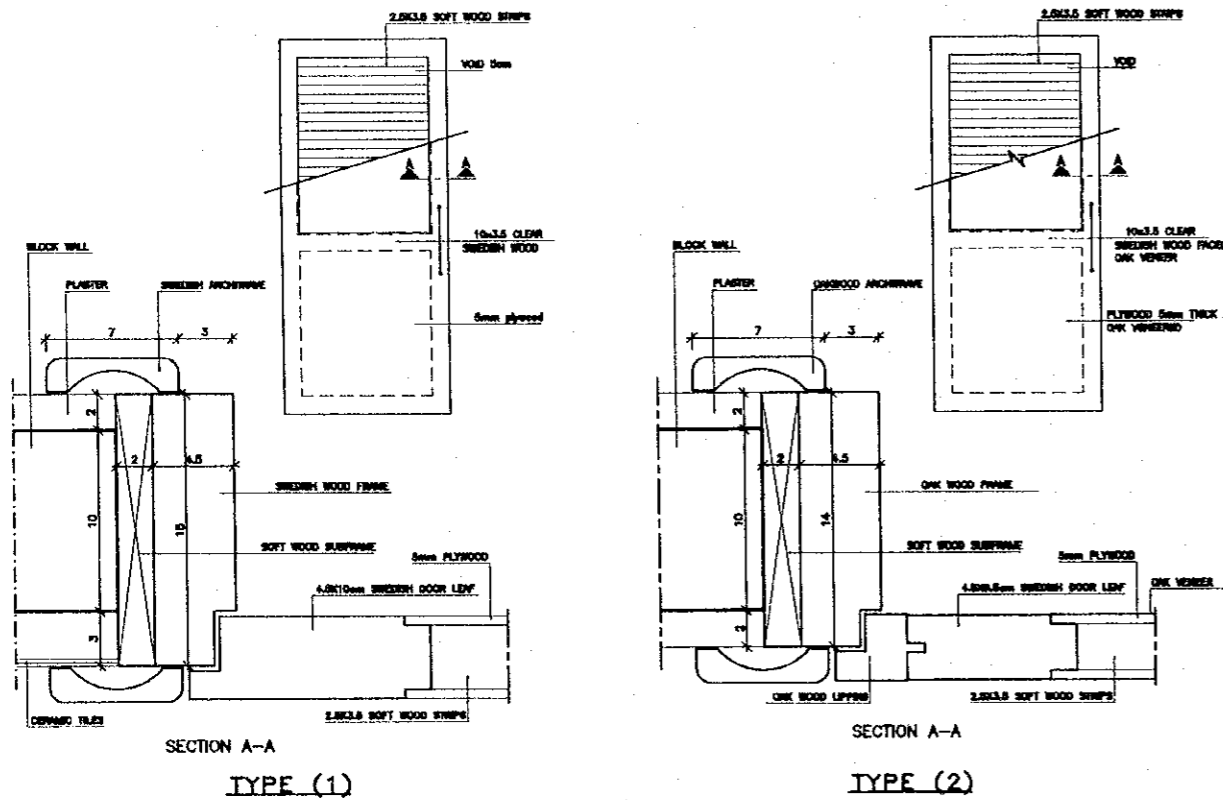
Executing Agency:
 The Ministry of Tourism and Antiquities
 The Ministry of Planning

SUB-PROJECT:
 Dead Sea Panoramic Complex

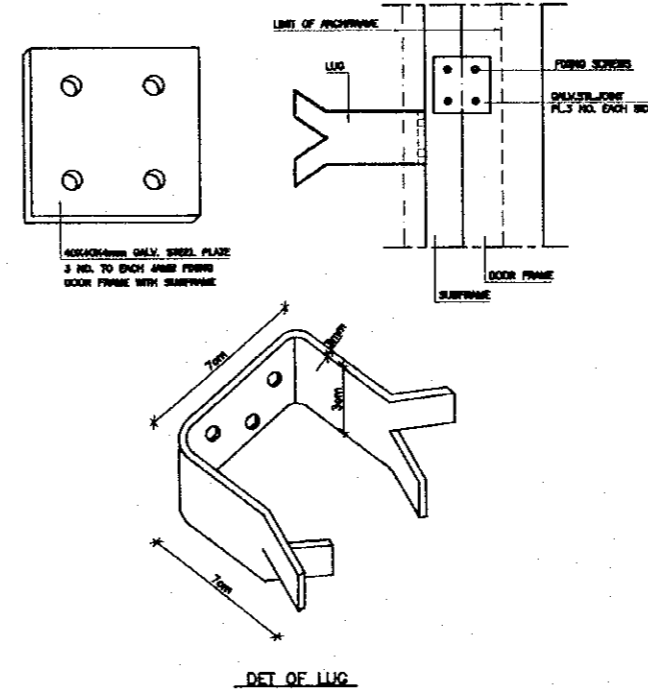
Note:
 This detailed design has been executed by
 a team of consultants as shown below in
 accordance with the agreement between
 Japan International Cooperation Agency
 (JICA) and JICA Study Team.
 The copyright of this drawing rests with JICA.

WOOD WORKS , WOOD WORKS GENERAL NOTES

**WOOD WORKS
 TIMBER DOOR DETAILS SCALE = 1:20**



WOOD WORKS DOOR LEAF DETAILS SCALE = 1:2



WOOD WORKS TIMBER DOOR DETAILS SCALE = 1:2

Designed by:
 Japan International Cooperation Agency (JICA)

JICA Study Team:
 Joint Venture of
 Pacific Consultants International and
 Yamashita Sekkei Inc.

Subcontracted Local Consultant:

 consolidated consultants
 Engineering & Architecture
 Tel: 4612377 - Fax: 4612380 - AMMAN - JORDAN

Date: June 2000

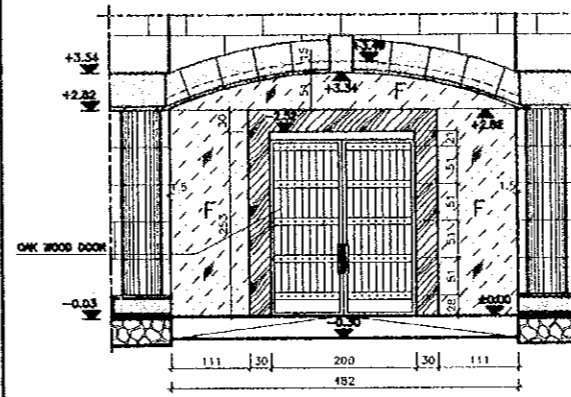
**DOORS & WINDOWS SCHEDULE/
 TIMBER DETAILS**

Drawing Title:

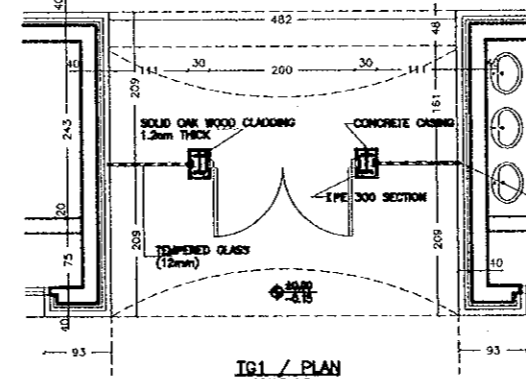
Scale: AS SHOWN **Drawing No.:** DSPCA-707

DOOR NO.	Q.	SIZE		FRAME WIDTH	FRAME FINISH	LEAF FINISH	DOOR STOP	DOOR CLOSER	DOLT	DOOR LOCK	DOOR HANDLE	HINGE	NOTES	
		H.	W.											
101		210	100	34	LAC.	LAC.	LAC.	-	-	C2	LWR	30	OK	
102		232	115	35	LAC.	LAC.	LAC.	-	-	SMH	P.P.	30	OK	
103		232	100	35	LAC.	LAC.	LAC.	-	-	SMH	LWR	30	2mm MC	
104		232	100	34	LAC.	LAC.	LAC.	-	-	C2	LWR	30	OK	
105		232	200	200	LAC.	LAC.	LAC.	-	-	LWR	C2	LWR	30	OK
106		210	80	15	LAC.	LAC.	LAC.	-	-	SMH	LWR	30	OK	
107		210	80	34	LAC.	LAC.	LAC.	-	-	C2	LWR	30	OK	
108		210	75	34	LAC.	LAC.	LAC.	-	-	C2	LWR	30	OK	
109		210	100	34	O.P.	O.P.	O.P.	-	-	C2	LWR	30		
1010		210	100	34	O.P.	O.P.	O.P.	-	-	EPD	C2	LWR	30	
1011		210	70	15	O.P.	O.P.	O.P.	-	-	SMH	LWR	30		
1012		232	80	34	LAC.	LAC.	LAC.	-	-	C2	LWR	30	OK	
1013		232	140	35	LAC.	LAC.	LAC.	-	-	SMH	LWR	C2	LWR	OK
1014		210	80	35	O.P.	O.P.	O.P.	-	-	C2	LWR	30		
1015		232	100	34	LAC.	LAC.	LAC.	-	-	SMH	O.P.	P.P.	30	OK
1016		232	200	40	LAC.	LAC.	LAC.	-	-	P.P.	LWR	C2	SMH	OK
1017		232	200	30	LAC.	LAC.	LAC.	-	-	SMH	LWR	C2		OK
1018		210	100	34	O.P.	O.P.	O.P.	-	-	C2	LWR	30		

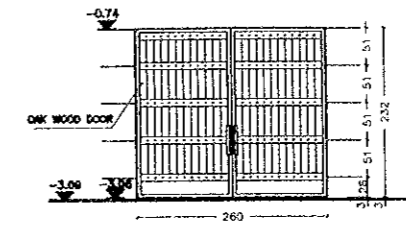
5 DOORS SCHEDULE



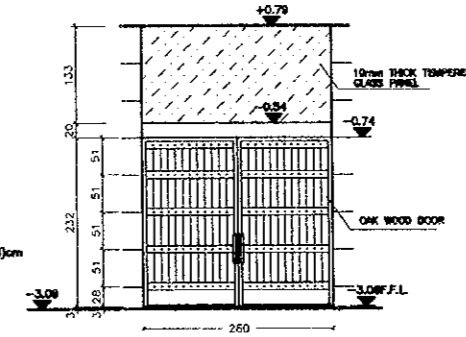
IG1 / ELEVATION SCALE 1:50



IG1 / PLAN SCALE 1:50

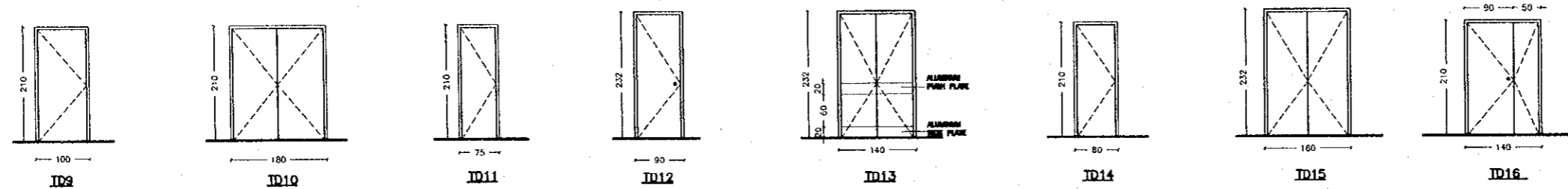
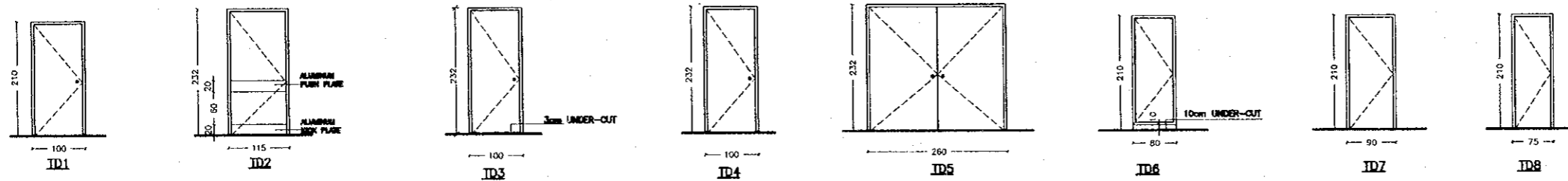


IG2 / ELEVATION SCALE 1:50



IG3 / ELEVATION SCALE 1:50

6 TIMBER GATES SCHEDULE SCALE = 1:50



7 TIMBER DOORS SCHEDULE SCALE = 1:50

Project:
Tourism Sector Development Project
in the Hashemite Kingdom of Jordan

Executing Agency:
The Ministry of Tourism and Antiquities
The Ministry of Planning

SUB-PROJECT:
Dead Sea Panoramic Complex

Note:
This detailed design has been executed by
a team of consultants as shown below in
accordance with the agreement between
Japan International Cooperation Agency
(JICA) and JICA Study Team.
The copyright of this drawing rests with JICA.

Designed by:
Japan International Cooperation
Agency (JICA)

JICA Study Team:
Joint Venture of
Pacific Consultants International and
Yamashita Sekkei Inc.

Subcontracted Local Consultant:

consolidated consultants
CONSULTING & ENGINEERING
Tel: 4412377 - Fax: 4412360 - AMMAN - JORDAN

Date: June 2000

DOORS & WINDOWS SCHEDULE/
TIMBER DETAILS

Drawing Title:

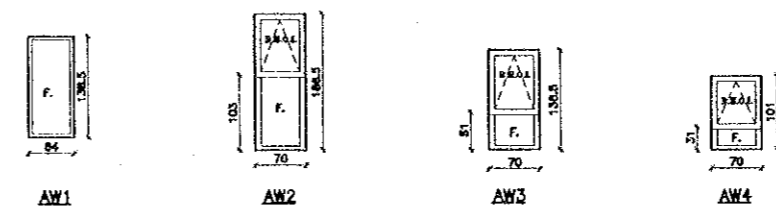
Scale: 1/50 Drawing No.: DSPCA-708

ALUMINUM WORKS:-

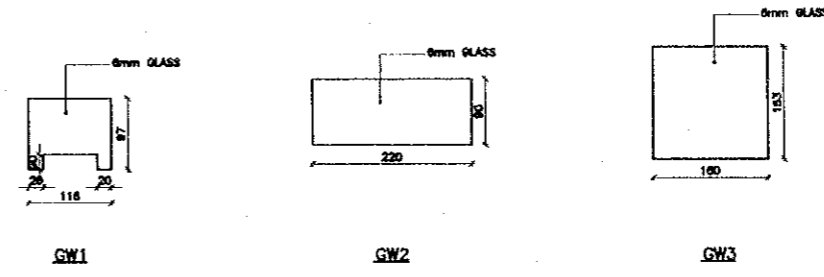
NOTES & LEGEND

- 1- ALL ALUMINUM DOORS AND WINDOWS SECTIONS SHALL CONSIST OF POWDER COATED ALUM. (COLOUR IS SUBJECT TO ENG. APPROVAL).
SAMPLES OF ALL ALUMINUM SECTIONS, ACCESSORIES AND FITTINGS SHALL BE SUBMITTED TO THE ENGINEER FOR APPROVAL.
- 2- ALL ALUMINUM SECTIONS SHALL BE AT LEAST 25 MICRON AND APPROVED BY THE ENGINEER FOR SLIDING WINDOWS & DOORS.
- 3- FLY SCREEN SHALL BE FIBER WOVEN MESH IN AN ALUMINUM FRAME SAME COLOURS AS DOORS AND WINDOWS.
- 4- ALL ALUMINUM DOORS AND WINDOWS SHALL BE PROVIDED WITH THE NECESSARY HARDWARE AND ACCESSORIES AS PER APPROVED SAMPLES.
- 5- ALL ALUMINUM DOORS AND WINDOWS SHALL BE COMPLETELY WEATHER AND DUST PROOF.
- 6- CONTRACTOR SHALL SUBMIT WORKSHOP DRAWINGS AND COMPLETE SAMPLES ON WOODEN FRAME FOR THE ENGINEER'S APPROVAL.
- 7- GLAZING.
 - 1- ALL ACCESSORIES & FIXING MATERIAL SUCH AS NEOPRENE GASKETS, BRUSHES, SCREWS & SILICON SHALL BE APPROVED BY THE ENGINEER.
 - 2- ALL EXTERNAL GLASS WINDOWS SHALL BE SINGLE GLAZED BELGIAN 6mm THICK EACH.
 - 3- ALL INTERNAL GLASS WINDOWS SHALL BE SINGLE GLAZED BELGIAN 6mm THICK.
 - 4- ALL WINDOWS SIZES SHALL BE VERIFIED FROM ACTUAL SITE CONDITIONS.
 - 5- GLAZING SHALL BE EXECUTED BY ALUMINUM SUPPLIER.
- 8- NOTATIONS & THEIR MEANING

H.P. = HORIZONTAL PIVOT	B.H.O.I = BOTTOM HINGE OPEN IN.
V.P. = VERTICAL PIVOT	B.H.O.O = BOTTOM HINGE OPEN OUT
S. = SLIDING	F.S. FLOOR SPRING HINGE
S.H.O.I = SIDE HINGE OPEN IN	P.P. PUSH PLATE
F. = FIXED	T.O.H. TWO OVERHEAD CLOSERS
S.H.O.O = SIDE HINGE OPEN OUT	H. HINGE
T.H.O.O = TOP HINGE OPEN OUT	AL ALUMINUM
T.H.O.I = TOP HINGE OPEN IN.	
GL = GLASS	

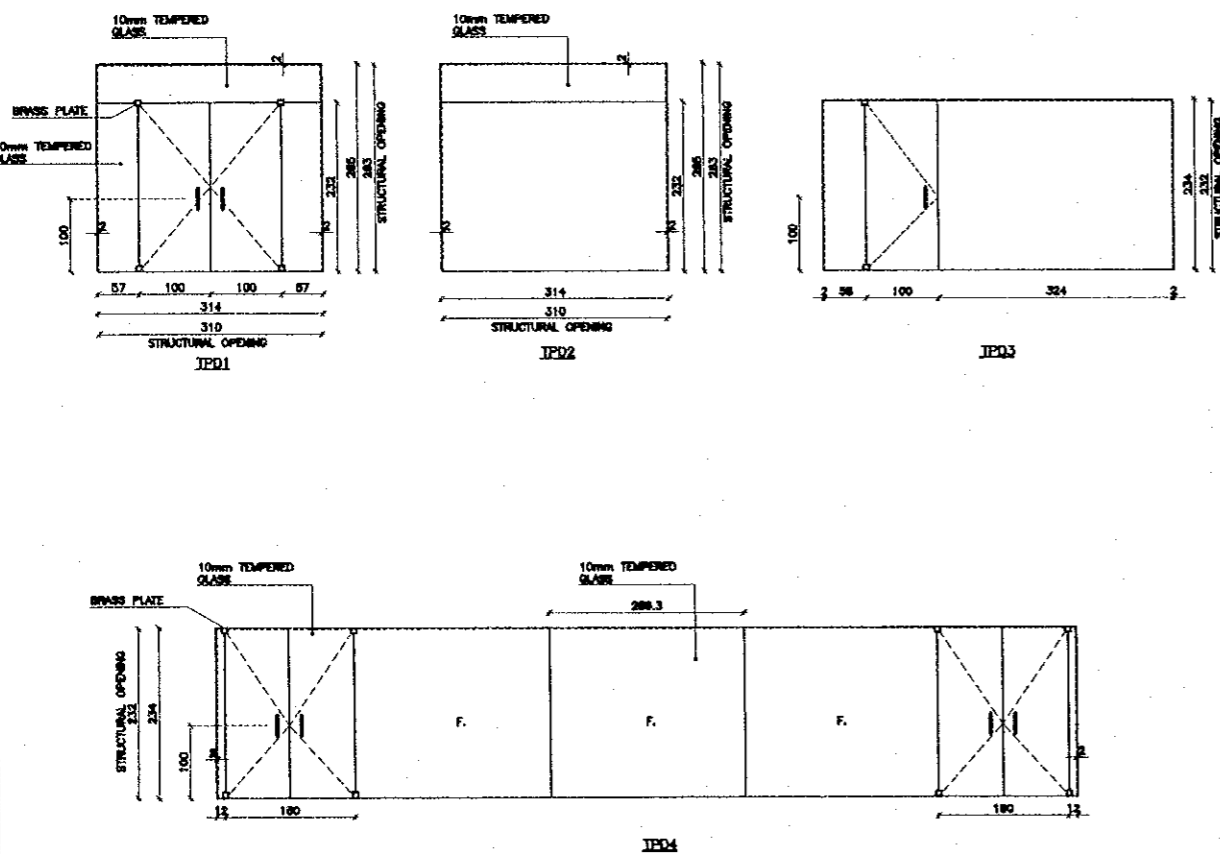


ALUM. WINDOWS IRONMONGERY
SCALE = 1/20

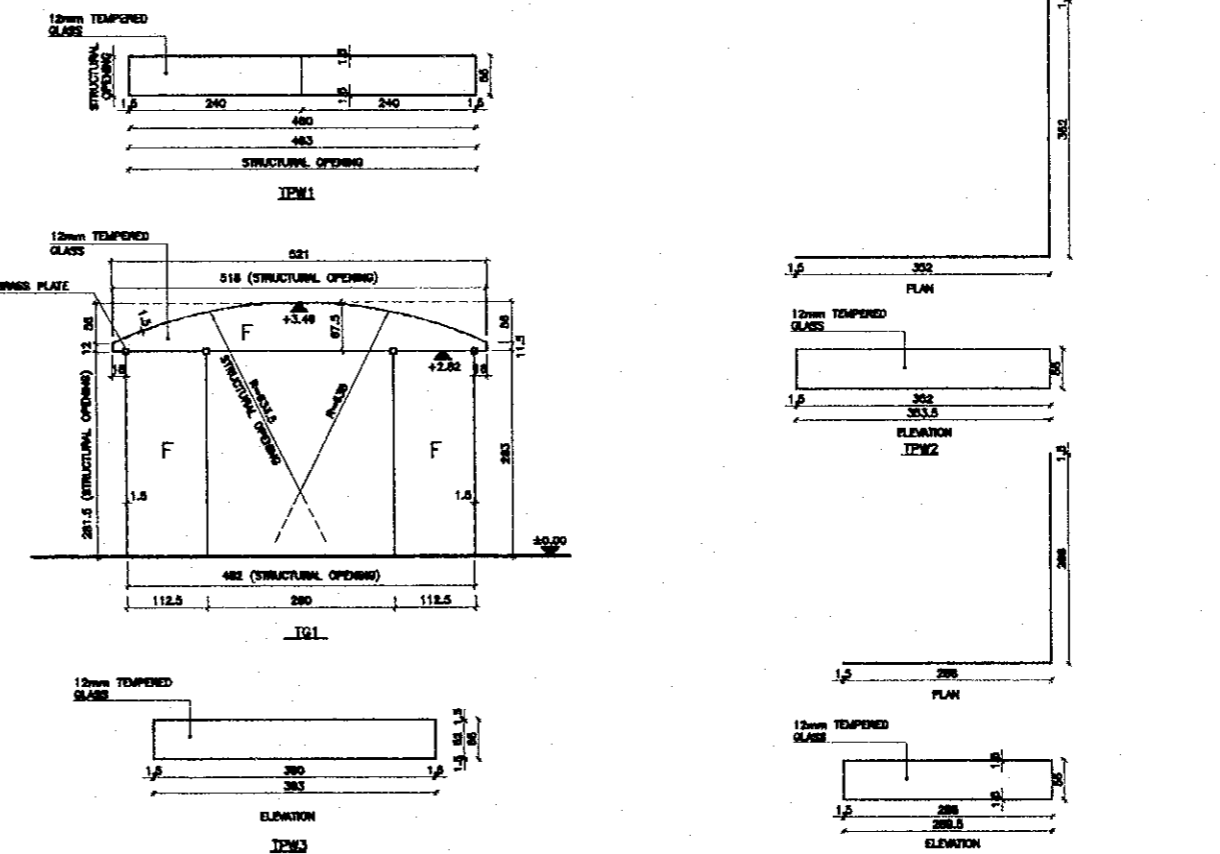


GLASS WINDOWS SCHEDULE
SCALE = 1/40

ALUM. DOORS & WINDOWS GENERAL NOTES



TEMPERED GLASS DOORS SCHEDULE
SCALE = 1/40



TEMPERED GLASS DOORS & WINDOWS SCHEDULE
SCALE = 1/40

Project:
Tourism Sector Development Project
in the Hashemite Kingdom of Jordan

Executing Agency:
The Ministry of Tourism and Antiquities
The Ministry of Planning

SUB-PROJECT:
Dead Sea Panoramic Complex

Note:
This detailed design has been executed by a team of consultants as shown below in accordance with the agreement between Japan International Cooperation Agency (JICA) and JICA Study Team.
The copyright of this drawing rests with JICA.

Designed by:
Japan International Cooperation Agency (JICA)

JICA Study Team:
Joint Venture of Pacific Consultants International and Yamashita Sekkel Inc.

Subcontracted Local Consultant:

consolidated consultants
ENGINEERING & ARCHITECTURE
Tel: 4612377 - Fax: 4612300 - AMMAN - JORDAN

Date: June 2000

**DOORS & WINDOWS SCHEDULE/
ALUMINUM & TEMPERED
GLASS DETAILS**

Drawing Title:

Scale: AS SHOWN
Drawing No.: DSPCA-709

65

STEEL WORKS

NOTES & LEGEND

- ALL STEEL WORKS TO BE OF CORTEX STEEL (HOT-ROLLED ATMOSPHERIC CORROSION RESISTING STEEL FOR WELDED STRUCTURE) EXCEPT LOUVER STEEL WORKS.
- ALL GLASS PANELS TO BE 6mm BELGIAN CLEAR GLASS.
- ALL OPERABLE STEEL WINDOWS TO BE PROVIDED WITH FIXED FLY SCREEN.
- ALL DIMENSIONS TO BE VERIFIED FROM ACTUAL SITE CONDITIONS.
- FLY SCREEN SHALL BE ALUMINUM WOVEN MESH.
- SAMPLES OF ALL STEEL SECTIONS, ACCESSORIES & FITTINGS SHALL BE SUBMITTED TO THE ENGINEER FOR APPROVAL.
- ALL STEEL FRAMES TO BE PAINTED W/PRIMER PAINT BEFORE BEING FIXED TO WALL.
- ALL LOUVER STEEL WORKS TO BE OIL PAINTED FOR TYPE OF PAINT REFER TO IRONMONGERY SCHEDULE.

DOOR No.	Q.	SIZE		FRAME WIDTH	FRAME FINISH	LEAF		DOOR STOP	DOOR CLOSER	BOLT	DOOR LOCK	DOOR HANDLE	HINGE
		H.	W.			IN	OUT						
SD1		283	192.46	10	243.8	C.T	C.T	-	-	-	C2	S.B	OB
SD2		283	280	10	280	C.T	C.T	-	-	LFB	C2	S.B	OB
SD3		232	180	10	180	C.T	C.T	-	-	LFB	C2	S.B	OB
SD4		221	180	10	180	C.T	C.T	-	-	LFB	C2	LVR	OB
SD5		200	100	3	100	O.P	O.P	-	-	-	C2	LVR	SB
SD6		200	200	3	200	O.P	O.P	-	-	LFB	C2	LVR	OB
SD7		200	300	3	300	O.P	O.P	-	-	LFB	C2	LVR	OB
SD8		200	808	3	808	O.P	O.P	-	-	LFB	C2	LVR	12B

NOTATIONS & THEIR MEANING

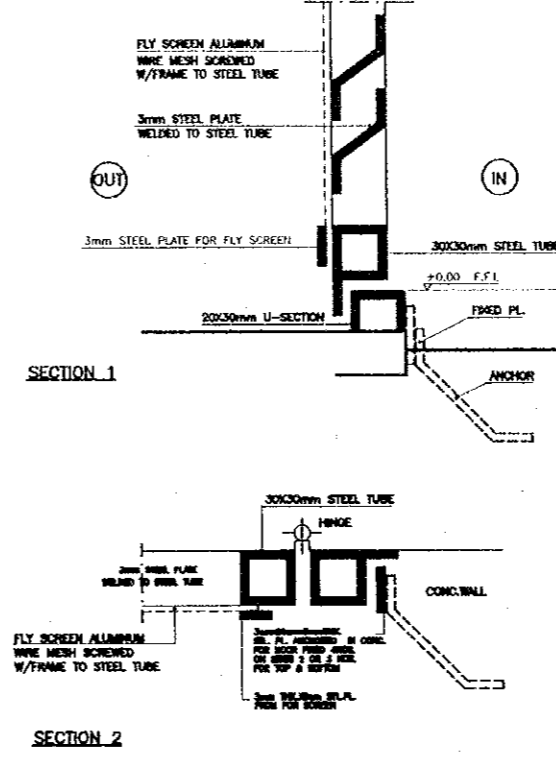
- SHOI SIDE HINGE OPENS IN.
- SHOO SIDE HINGE OPENS OUT
- F FIXED
- O.P OIL PAINT
- LVR LEVER HANDLE ON BOTH FACES OF LEAF COMPLETE WITH LATCH BACK PLATE AND ESCUTCHEON ONLY FOR DOORS
- C1 CYLINDRICAL LOCK OPERABLE FROM ONE SIDES
- C2 CYLINDRICAL LOCK OPERABLE FROM BOTH SIDES
- F.T FLOOR TYPE
- LO. LIFT OF HINGE
- LFB LEVER ACTION FLUSH BOLTS W/ DUST EXCLUDING SOCKET SPRING LOADED & FLUSH TYPE STRIKING PLATE; LOWER BOLT TO BE 25X2.45cm (UPPER BOLT TO BE NOT MORE THAN) 2cm HIGH
- P.B PANIC BOLT USED FOR FIRE ESCAPE DOOR
- S.B STEEL BAR HANDLE $\phi=5$ cm
- S.S.T.B. STAINLESS STEEL BAR HANDLE $\phi=5$ cm
- G.S GALVANIZED STEEL
- E ENAMELED
- I.S.H INTERNAL SAFETY HANDLE
- C.T CORTEX STEEL

Project:
Tourism Sector Development Project in the Hashemite Kingdom of Jordan

Executing Agency:
The Ministry of Tourism and Antiquities
The Ministry of Planning

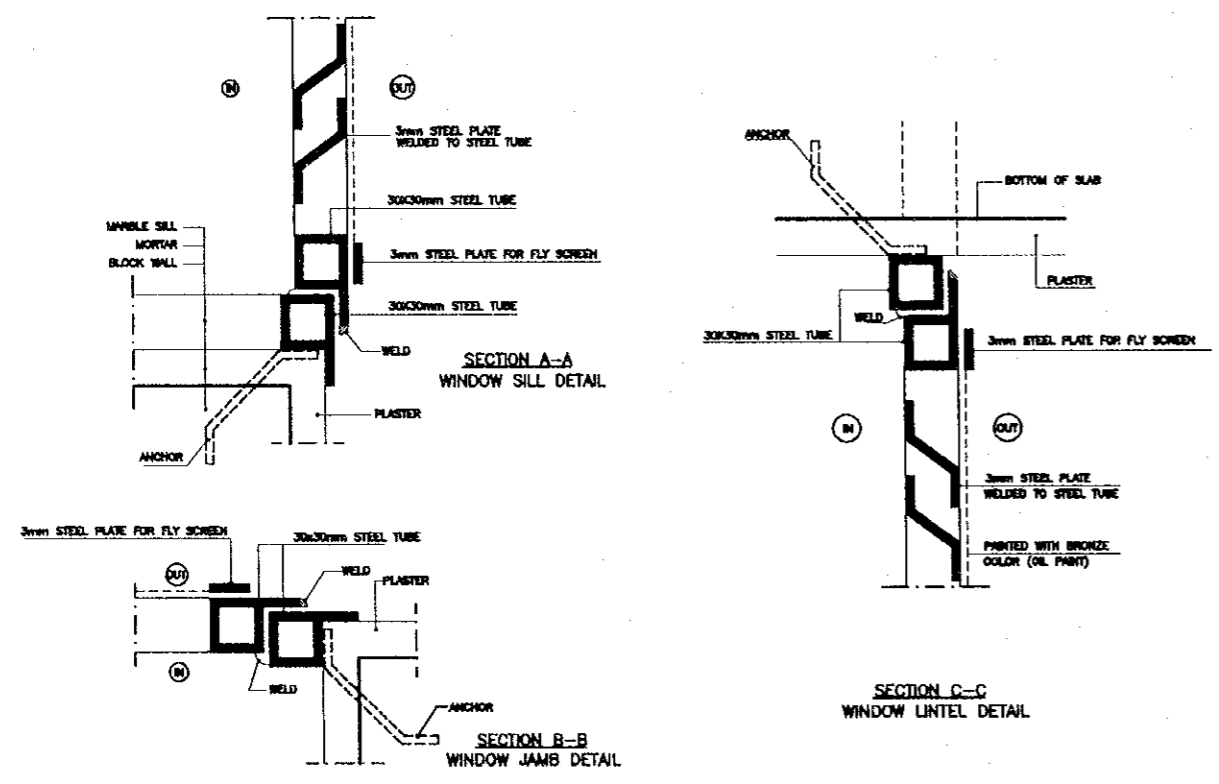
SUB-PROJECT:
Dead Sea Panoramic Complex

Note:
This detailed design has been executed by a team of consultants as shown below in accordance with the agreement between Japan International Cooperation Agency (JICA) and JICA Study Team.
The copyright of this drawing rests with JICA.



1 STEEL WORKS DETAILS / NOTES, LEGEND & IRONMONGERY

2 STEEL WORKS DETAILS / STEEL LOUVERS DETAIL



3 STEEL WINDOWS DETAILS

Designed by:
Japan International Cooperation Agency (JICA)

JICA Study Team:
Joint Venture of Pacific Consultants International and Yamashita Sekkei Inc.

Subcontracted Local Consultant:
consolidated consultants
INCORPORATING & ESTABLISHED
TEL: 4613377 - FAX: 4612390 - AMMAN - JORDAN

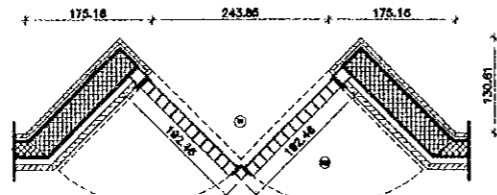
Date: June 2000

**DOORS & WINDOWS SCHEDULE
STEEL DETAILS**

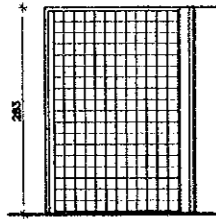
Drawing Title:

Scale: AS SHOWN Drawing No.: DSPCA-710

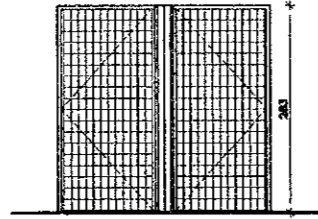
69



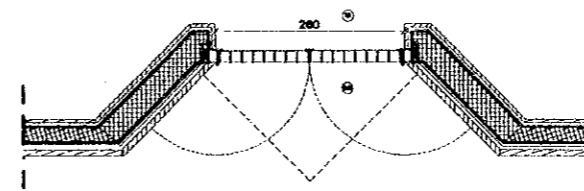
STEEL DOOR PLAN (SD1)
SCALE = 1/50



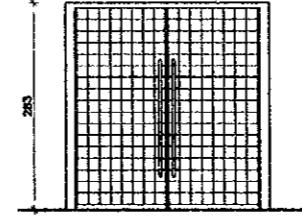
ELEVATION OF (SD1)
SCALE = 1/50



ELEVATION OF (SD1)
SCALE = 1/50



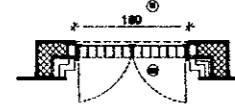
STEEL DOOR PLAN (SD2)
SCALE = 1/50



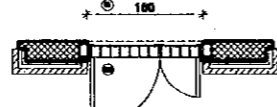
ELEVATION OF (SD2)
SCALE = 1/50

4 STEEL DOOR PLAN & ELEVATION (SD1)
SCALE = 1/50

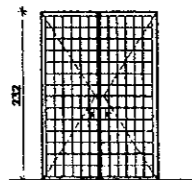
5 STEEL DOOR PLAN & ELEVATION (SD2)
SCALE = 1/50



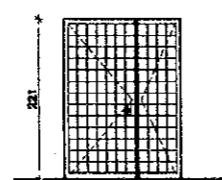
STEEL DOOR PLAN (SD3)
SCALE = 1/50



STEEL DOOR PLAN (SD4)
SCALE = 1/50

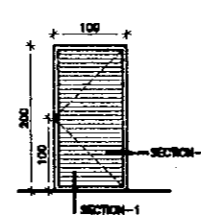


ELEVATION OF (SD3)
SCALE = 1/50

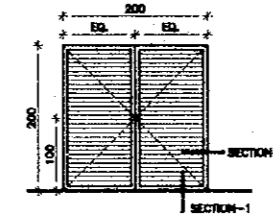


ELEVATION OF (SD4)
SCALE = 1/50

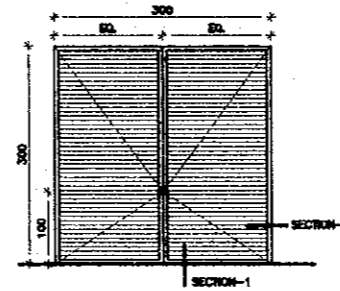
6 STEEL DOOR PLANS & ELEVATIONS (SD3,SD4)
SCALE = 1/50



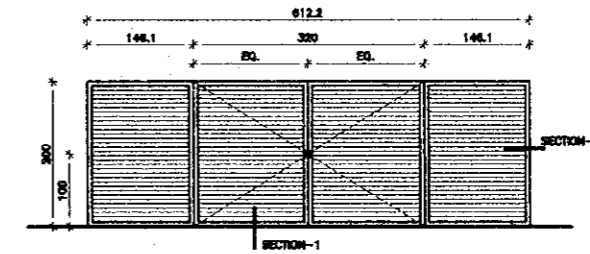
SD5



SD6



SD7



SD8

7 STEEL LOUVER DOORS
SCALE = 1/50

Project:
Tourism Sector Development Project
in the Hashemite Kingdom of Jordan

Executing Agency:
The Ministry of Tourism and Antiquities
The Ministry of Planning

SUB-PROJECT:
Dead Sea Panoramic Complex

Note:
This detailed design has been executed by
a team of consultants as shown below in
accordance with the agreement between
Japan International Cooperation Agency
(JICA) and JICA Study Team.
The copyright of this drawing rests with JICA.

Designed by:
Japan International Cooperation
Agency (JICA)

JICA Study Team:
Joint Venture of
Pacific Consultants International and
Yamashita Sekkei Inc.

Subcontracted Local Consultant:

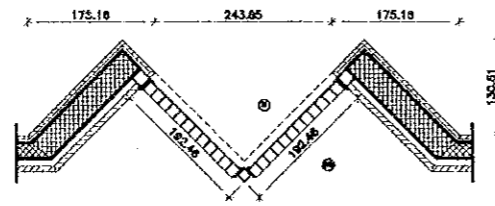
consolidated consultants
engineering & environmental
Tel. 4412377 - Fax 4412380 - AMMAN - JORDAN

DOORS & WINDOWS SCHEDULE
STEEL DETAILS

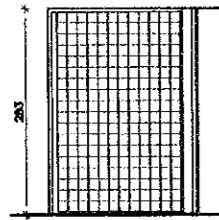
Drawing Title:

Scale:
1/50


Drawing No.:
DSPCA-711



STEEL WINDOW PLAN (SW1)
SCALE = 1:50

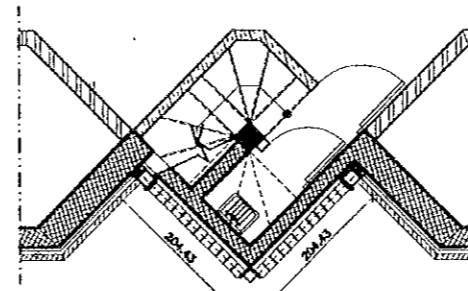


SIDE ELEVATION OF (SW1)
SCALE = 1:50

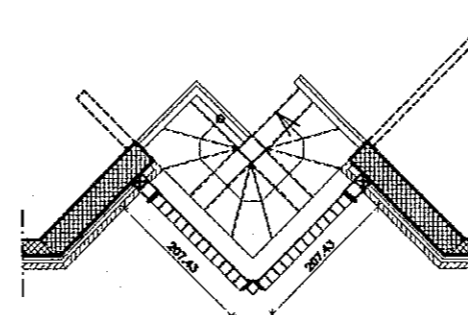


FRONT ELEVATION OF (SW1)
SCALE = 1:50

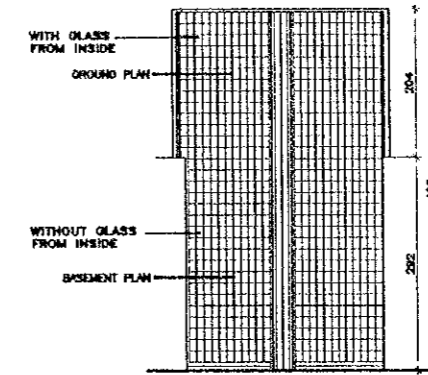
8 STEEL WINDOW PLAN & ELEVATION (SW1)
SCALE = 1:50



STEEL WINDOW - BASEMENT PLAN (SW2)
SCALE = 1:50

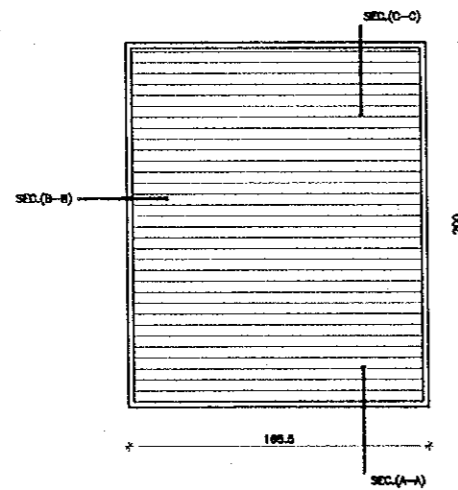


STEEL WINDOW - GROUND PLAN (SW2)
SCALE = 1:50




FRONT ELEVATION OF (SW2)
SCALE = 1:50

9 STEEL WINDOW PLAN & ELEVATION (SW2)
SCALE = 1:50

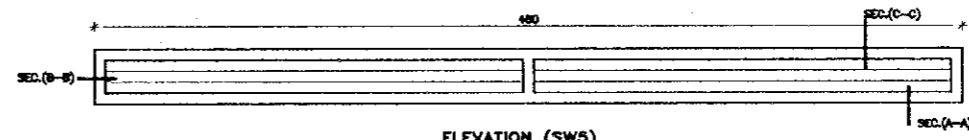


ELEVATION (SW3)
SCALE = 1:50

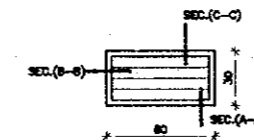
10 STEEL WINDOW ELEVATION (SW3)
SCALE = 1:50




ELEVATION (SW4)
SCALE = 1:50



ELEVATION (SW5)
SCALE = 1:50



ELEVATION (SW6)
SCALE = 1:50



ELEVATION (SW7)
SCALE = 1:50

11 STEEL LOUVERS WINDOWS
SCALE = 1:50

Project:
Tourism Sector Development Project
in the Hashemite Kingdom of Jordan

Executing Agency:
The Ministry of Tourism and Antiquities
The Ministry of Planning

SUB-PROJECT:
Dead Sea Panoramic Complex

Note:
This detailed design has been executed by
team of consultants as shown below in
accordance with the agreement between
Japan International Cooperation Agency
(JICA) and JICA Study Team.
The copyright of this drawing rests with JICA.

Designed by:
Japan International Cooperation
Agency (JICA)

JICA Study Team:
Joint Venture of
Pacific Consultants International and
Yamashita Seki Inc.

Subcontracted Local Consultant:

consolidated consultants
engineering & architecture
14-4612177 - Tel: 4612100 - AMMAN - JORDAN

DOORS & WINDOWS SCHEDULE
STEEL DETAILS

Drawing Title:

Scale:
AS SHOWN
Drawing No.:
DSPCA-712

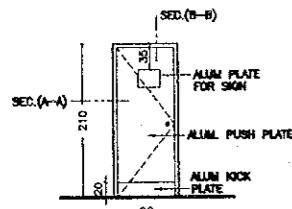
LAMINATED WOOD WORKS:-

NOTES & LEGEND

- ALL STEEL FRAMES TO BE OIL PAINTED BEFORE BEING CONSTRUCTED (COLOUR TO BE APPROVED BY THE ENGINEER)
- ALL IRONMONGERY TO BE CHROME OF HIGH QUALITY.
- ALL GLASS PANELS TO BE 6mm GEORGIAN WIRED GLASS.
- COLOR OF LAMINATE & STEEL FRAME SHALL BE APPROVED BY THE ENGINEER.
- ALL DIMENSIONS TO BE VERIFIED FROM ACTUAL SITE CONDITIONS.
- SAMPLES OF ALL LAMINATED WOOD DOORS SECTIONS, ACCESSORIES & FITTINGS SHALL BE SUBMITTED TO THE ENGINEER FOR APPROVAL.
- ALL KICK & PUSH PLATES SHALL BE ALUMINUM.

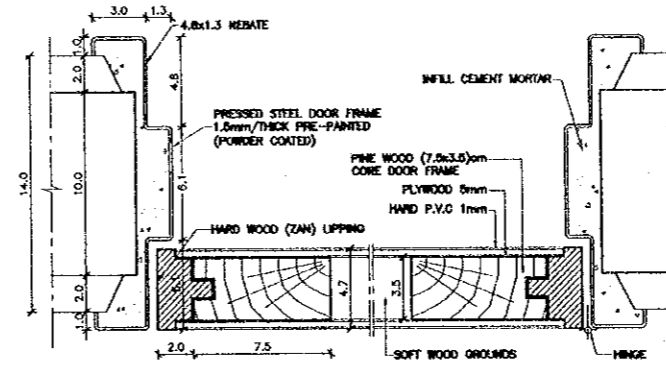
NOTATIONS & THEIR MEANING

- K. KICK PLATE
- P.P. PUSH PLATE
- L.M. LAMINATED FINISH
- O.P. OIL PAINT
- LVR. LEVER HANDLE ON BOTH FACES OF LEAF COMPLETE WITH LATCH BACK PLATE AND ESCUTCHEON ONLY FOR DOORS
- C1. CYLINDRICAL LOCK OPERABLE FROM ONE SIDE
- C2. CYLINDRICAL LOCK OPERABLE FROM BOTH SIDES
- F.T. FLOOR TYPE.
- B. BALL BEARING BUTT HINGE
- LFB. LEVER ACTION FLUSH BOLTS W/ DUST EXCLUDING SOCKET SPRING LOADED & FLUSH TYPE STRIKING PLATE; LOWER BOLT TO BE 25X2.45cm & UPPER BOLT TO BE NOT MORE THAN 2cm HIGH.
- 2.OH. TWO OVERHEAD CLOSERS ENAMEL PAINTED STEEL.
- S.B. STEEL BAR HANDLE $\phi=5$ cm
- S.ST.B. STAINLESS STEEL BAR HANDLE $\phi=5$ cm



ID1 (ELEVATION)
SCALE 1:100

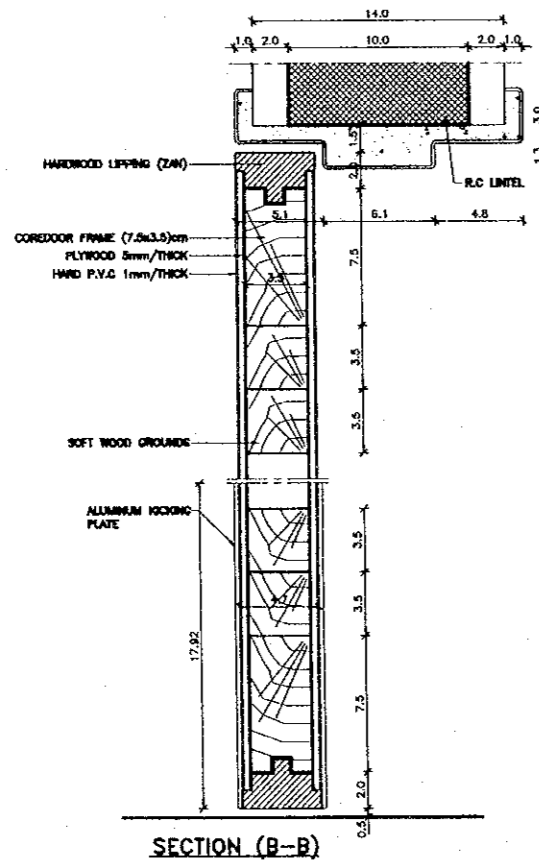
DOOR NO.	Q.	SIZE		FRAME FINISH	LEAF FINISH	DOOR STOP	DOOR CLOSER	BOLT	DOOR LOCK	DOOR HANDLE	HINGE	KICK PLATE	PUSH PLATE	FINE PAINTED
		H.	W.											
ID1		233	100	17	O.P.	L.M.	L.M.	-	C2	3000	30	K	P.P.	1/2 (P)



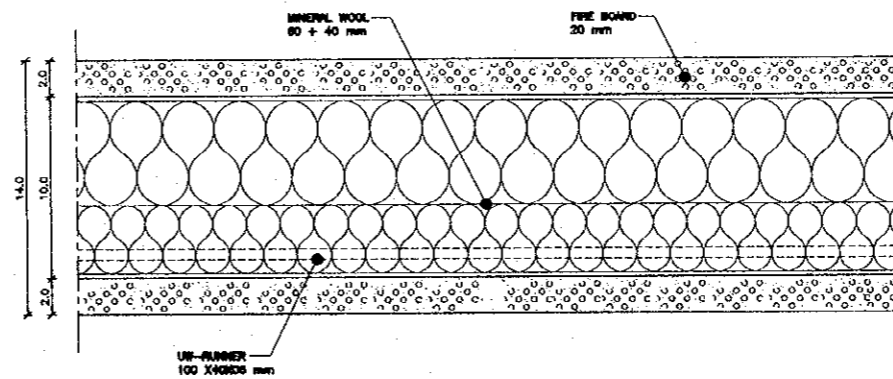
SECTION (A-A)

1 LAMINATED WOOD WORKS / NOTES , LEGEND & IRONMONGERY

2 LAMINATED WOOD DOOR (HORIZONTAL SECTION) 1/2 HOUR FIRE RATED DOOR JAMB DETAIL



SECTION (B-B)



4 FIRE BOARD WALL 1/2 HOUR FIRE RESISTANCE (HORIZONTAL SECTION)

Project:
Tourism Sector Development Project
in the Hashemite Kingdom of Jordan

Executing Agency:
The Ministry of Tourism and Antiquities
The Ministry of Planning

SUB-PROJECT:
Dead Sea Panoramic Complex

Note:
This detailed design has been executed by a team of consultants as shown below in accordance with the agreement between Japan International Cooperation Agency (JICA) and JICA Study Team.
The copyright of this drawing rests with JICA.

Designed by:
Japan International Cooperation Agency (JICA)

JICA Study Team:
Joint Venture of Pacific Consultants International and Yamasita Seikei Inc.

Subcontracted Local Consultant:

consolidated consultants
engineering & environment
P.O. Box 951237 - Fax: 951230 - AMMAN - JORDAN

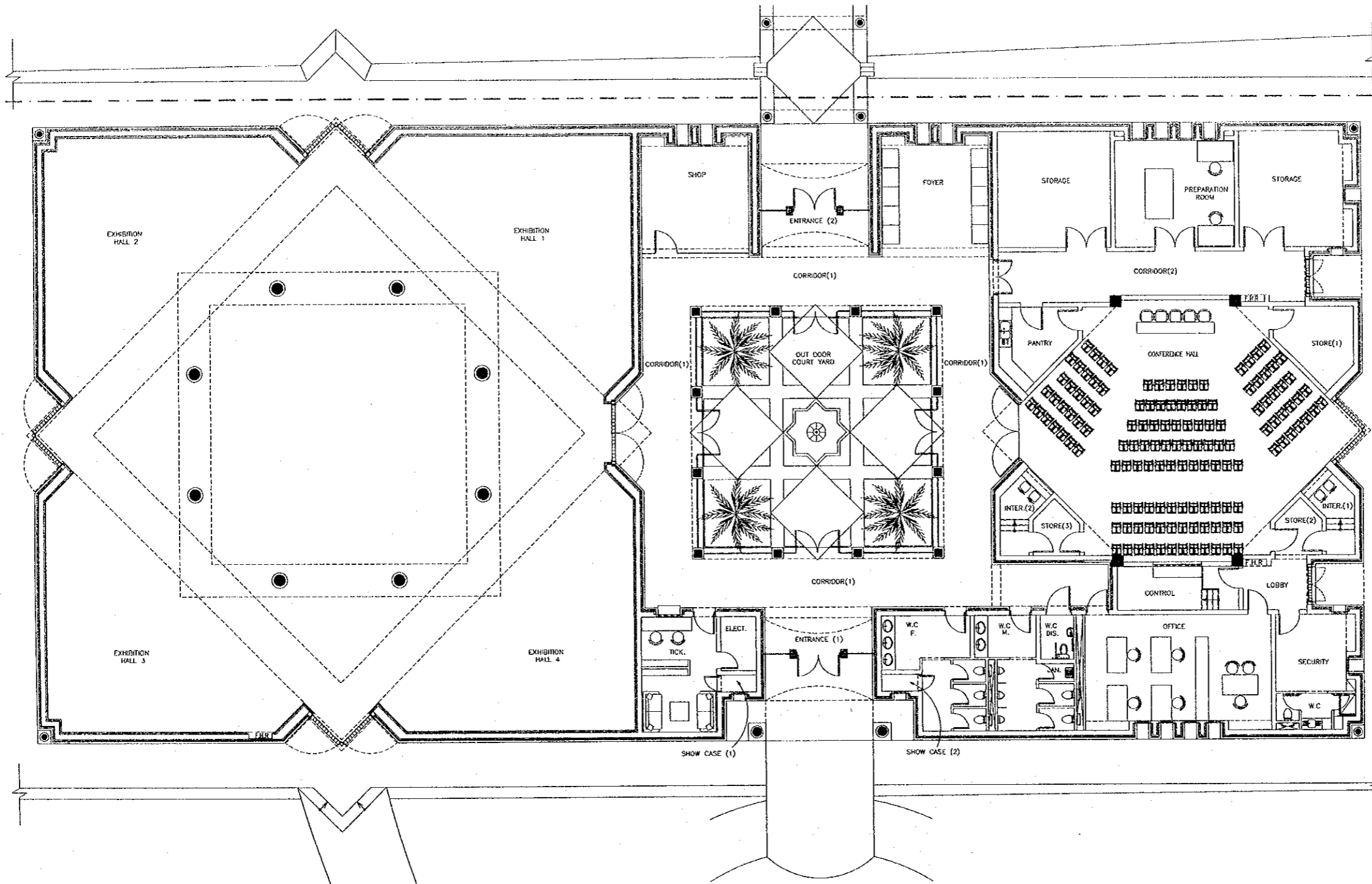
Date: June 2000

DOORS SCHEDULE / LAMINATED WOOD DETAILS

Drawing Title:

Scale: AS SHOWN **Drawing No.:** DSPCA-713

MATCH LINE

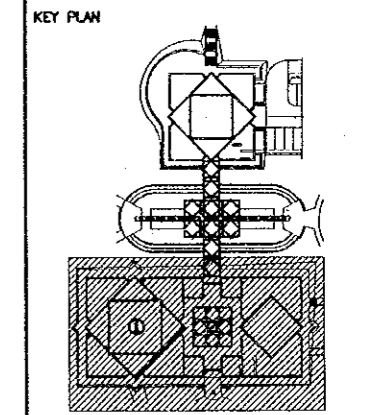


Project:
Tourism Sector Development Project
in the Hashemite Kingdom of Jordan

Executing Agency:
The Ministry of Tourism and Antiquities
The Ministry of Planning

SUB-PROJECT:
Dead Sea Panoramic Complex

Note:
This detailed design has been executed by
a team of consultants as shown below in
accordance with the agreement between
Japan International Cooperation Agency
(JICA) and JICA Study Team.
The copyright of this drawing rests with JICA.



Designed by:
Japan International Cooperation
Agency (JICA)

JICA Study Team:
Joint Venture of
Pacific Consultants International and
Yamashita Sekkel Inc.

Subcontracted Local Consultant:

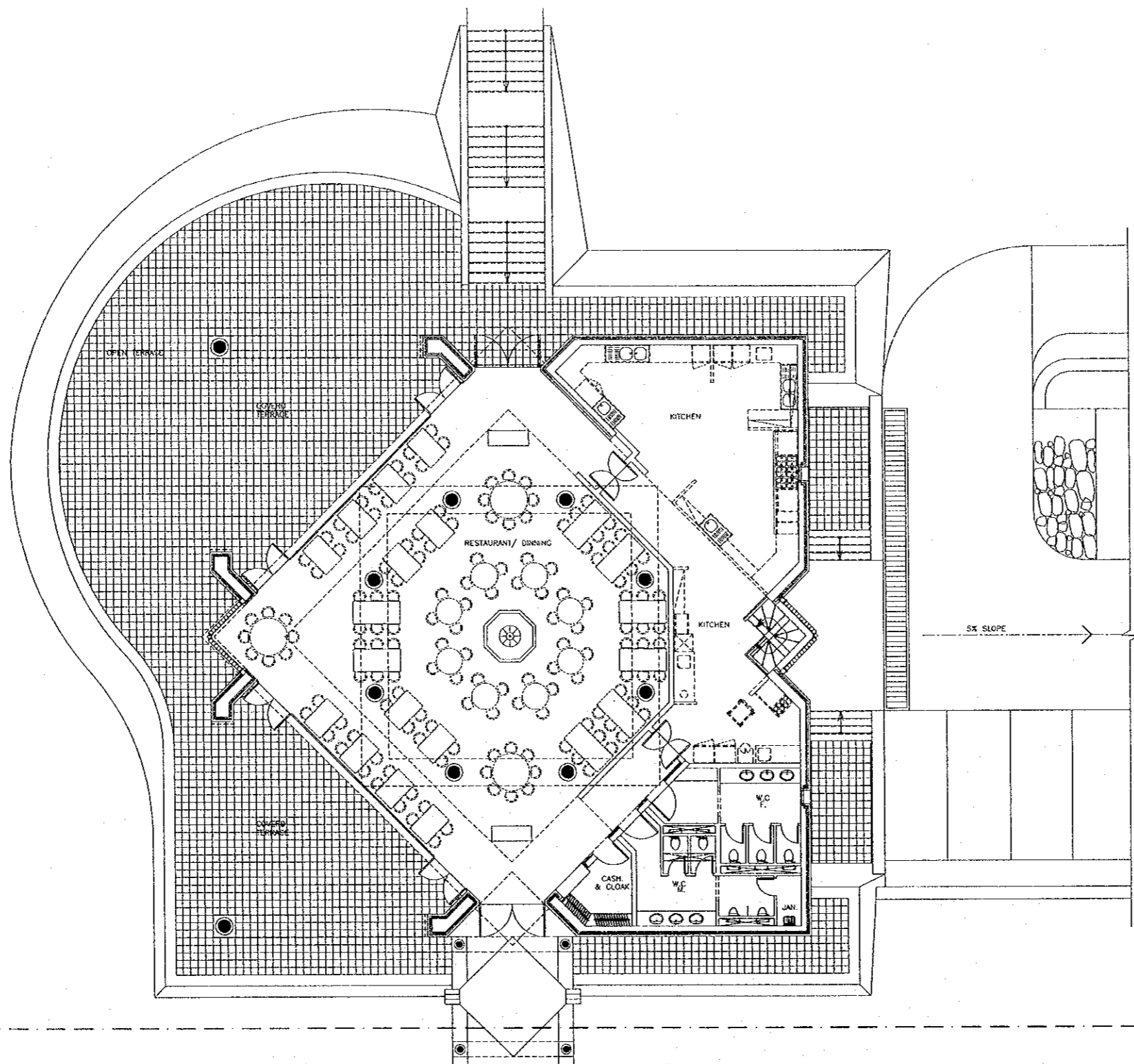


Date: June 2000

**GROUND FLOOR FURNITURE
PLAN (1) / MUSEUM**

Drawing Title:

Scale: 1/100 **Drawing No.:** DSPCA-801

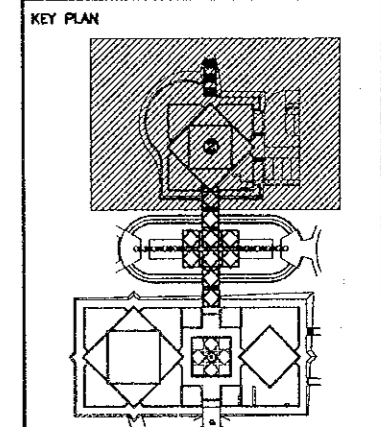


Project:
Tourism Sector Development Project
in the Hashemite Kingdom of Jordan

Executing Agency:
The Ministry of Tourism and Antiquities
The Ministry of Planning

SUB-PROJECT:
Dead Sea Panoramic Complex

Note:
This detailed design has been executed by
a team of consultants as shown below in
accordance with the agreement between
Japan International Cooperation Agency
(JICA) and JICA Study Team.
The copyright of this drawing rests with JICA.



Designed by:
Japan International Cooperation
Agency (JICA)

JICA Study Team:
Joint Venture of
Pacific Consultants International and
Yamashita Sekkei Inc.

Subcontracted Local Consultant:

Tel: 4612577 - Fax: 4612280 - AMMAN - JORDAN

Date: June 2000

**GROUND FLOOR FURNITURE
PLAN (2) / RESTAURANT**

Drawing Title:

Scale: 1/100
Drawing No.: DSPCA-802

MATCH
LINE

MATCH
LINE

85

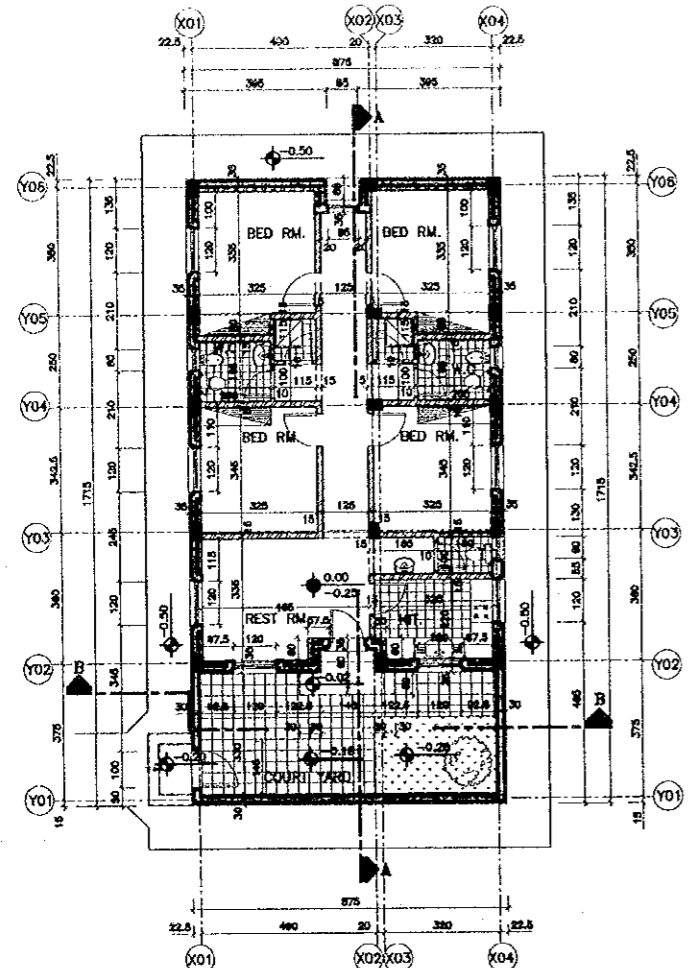
Project:
 Tourism Sector Development Project
 in the Hashemite Kingdom of Jordan

Executing Agency:
 The Ministry of Tourism and Antiquities
 The Ministry of Planning

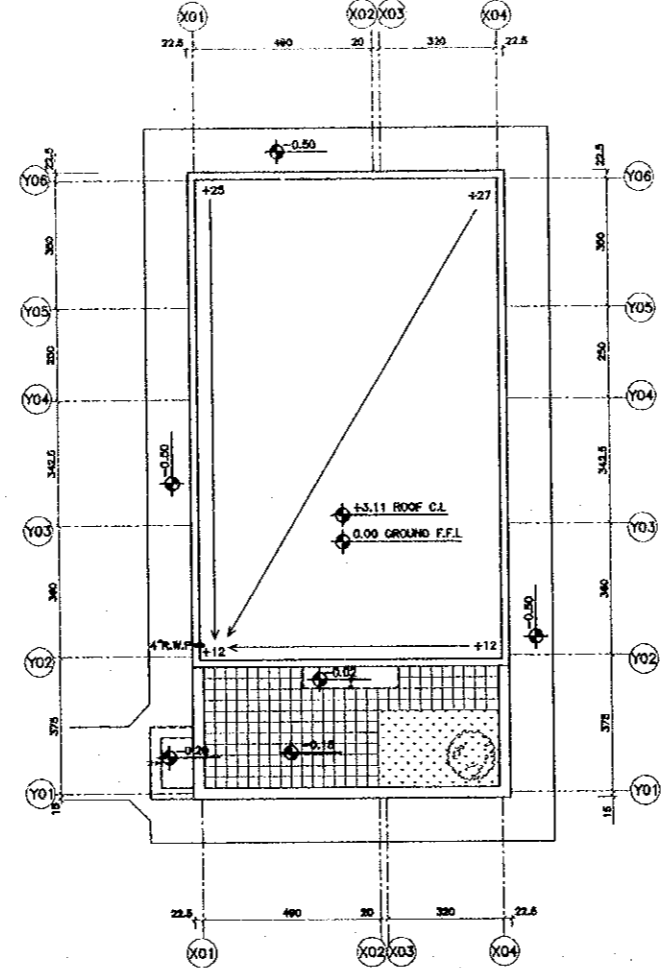
SUB-PROJECT:
 Dead Sea Panoramic Complex

Note:
 This detailed design has been executed by
 a team of consultants as shown below in
 accordance with the agreement between
 Japan International Cooperation Agency
 (JICA) and JICA Study Team.
 The copyright of this drawing rests with JICA.

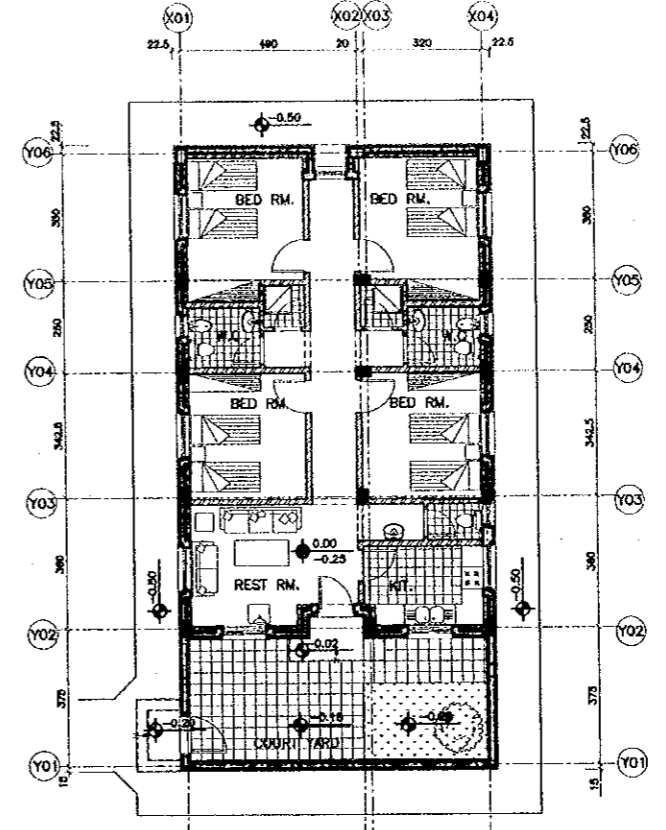
NOTES:
 1- ±0.00 = +131.00 IN SITE PLAN.
 FOR THE STAFF ACCOMMODATION
 BUILDING ONLY.



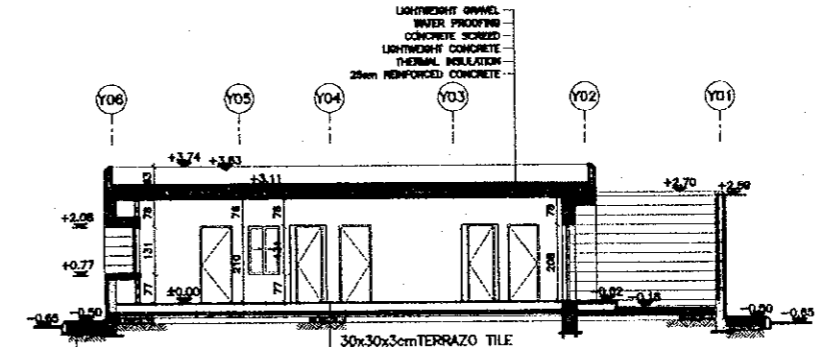
GROUND FLOOR PLAN
 SCALE 1:100



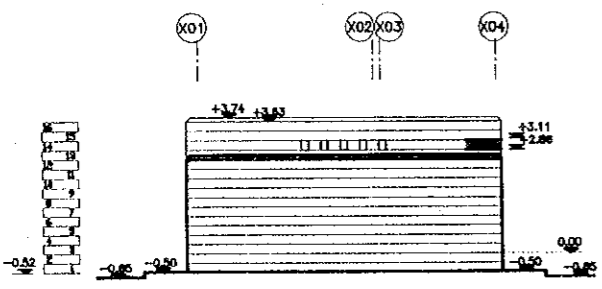
ROOF PLAN
 SCALE 1:100



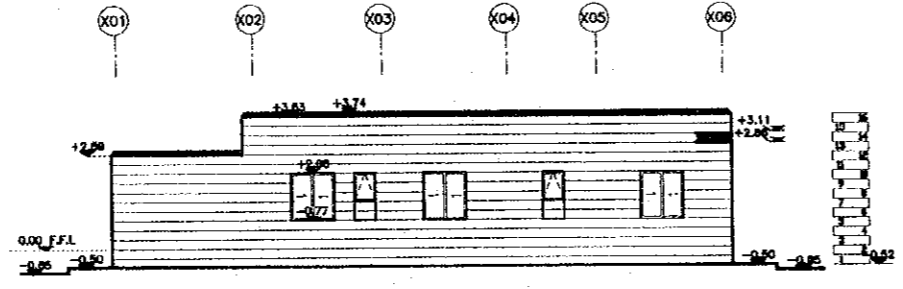
GROUND FLOOR PLAN - FURN
 SCALE 1:100



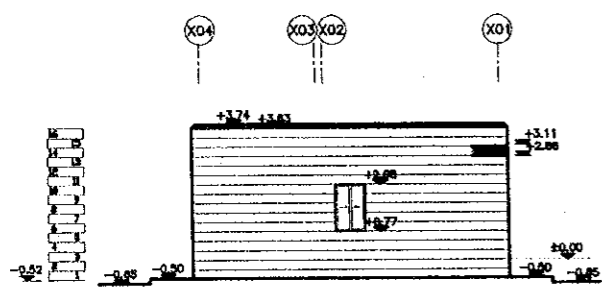
SECTION A-A
 SCALE 1:100



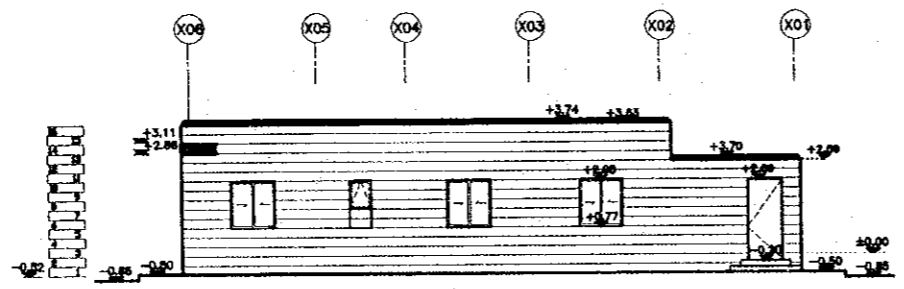
SOUTH ELEVATION
 SCALE 1:100



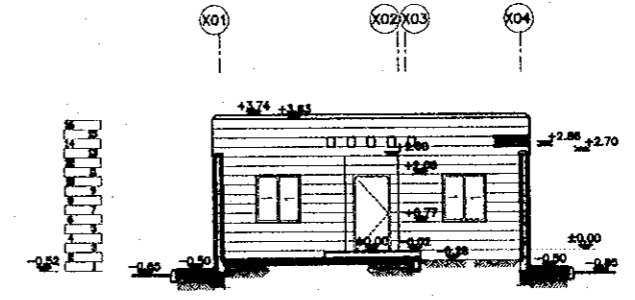
EAST ELEVATION
 SCALE 1:100



NORTH ELEVATION
 SCALE 1:100



WEST ELEVATION
 SCALE 1:100



SECTION B-B
 SCALE 1:100



Designed by:
 Japan International Cooperation
 Agency (JICA)

JICA Study Team:
 Joint Venture of
 Pacific Consultants International and
 Yamashita Sekkel Inc.

Subcontracted Local Consultant:



Date: June 2000

SITE SUPERVISION OFFICE

Drawing Title:

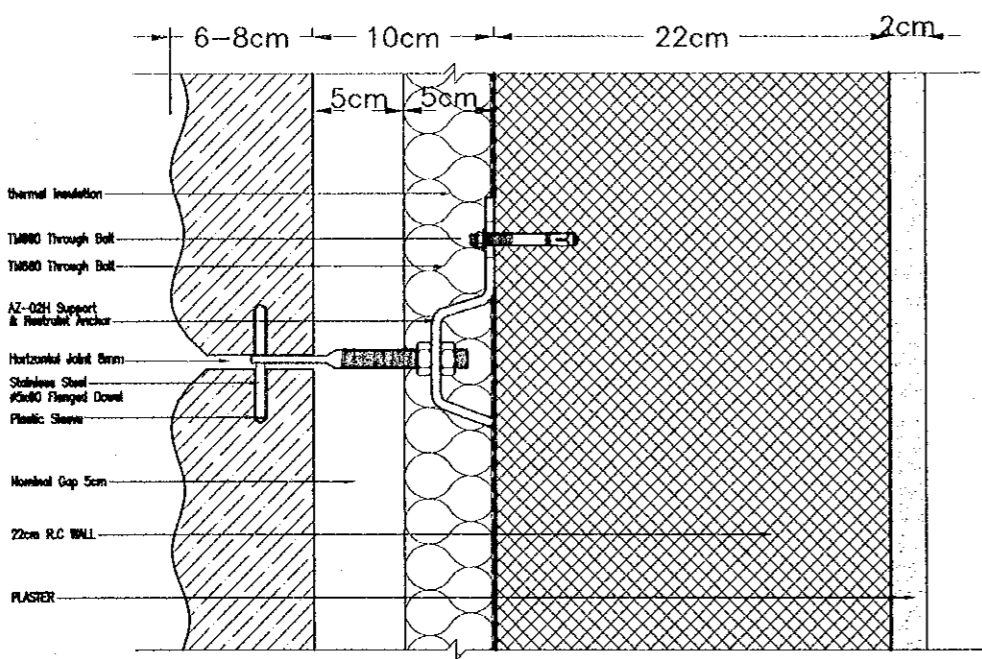
Scale: 1/100
 Drawing No.: DSPCA-901

Project:
Tourism Sector Development Project
in the Hashemite Kingdom of Jordan

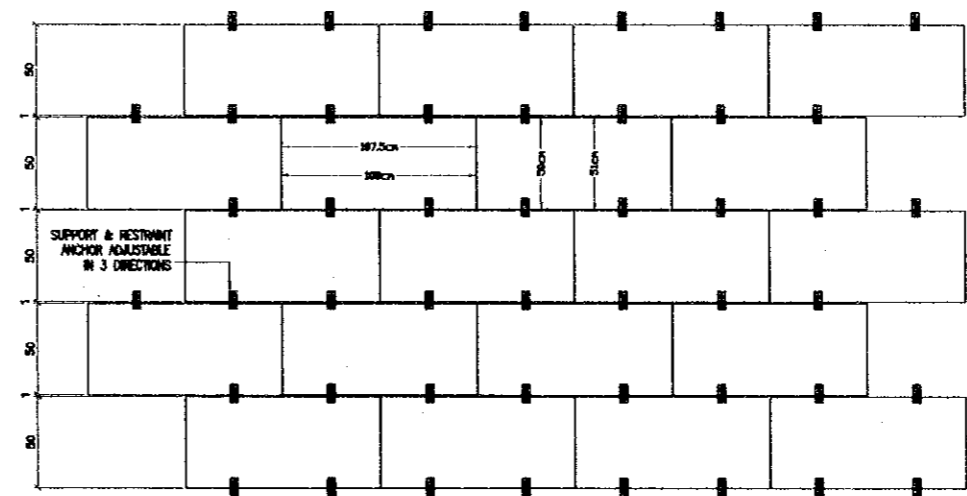
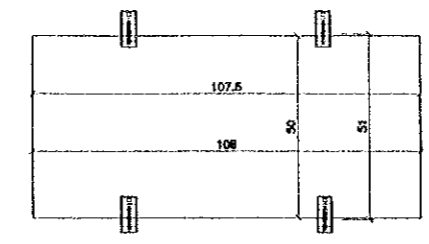
Executing Agency:
The Ministry of Tourism and Antiquities
The Ministry of Planning

SUB-PROJECT:
Dead Sea Panoramic Complex

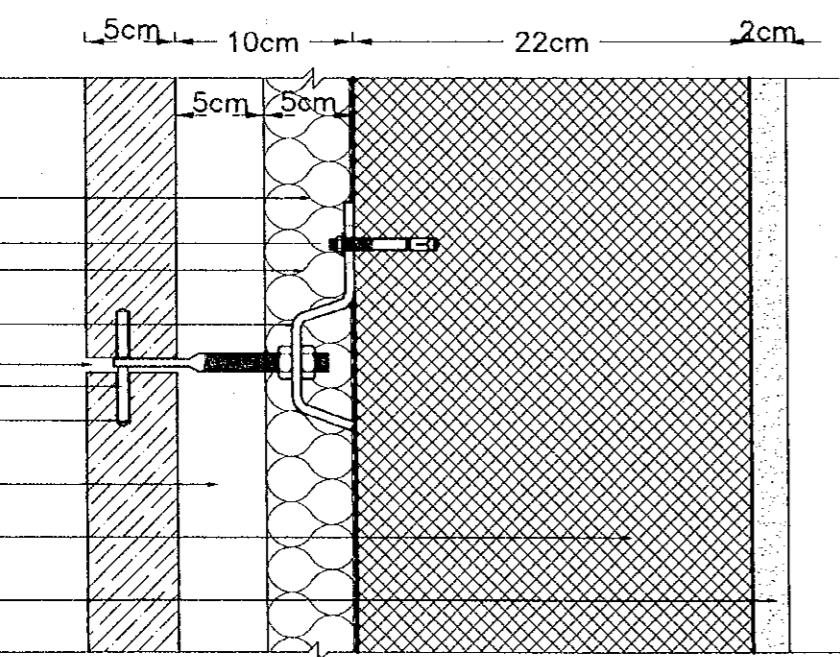
Note:
This detailed design has been executed by
a team of consultants as shown below in
accordance with the agreement between
Japan International Cooperation Agency
(JICA) and JICA Study Team.
The copyright of this drawing rests with JICA.



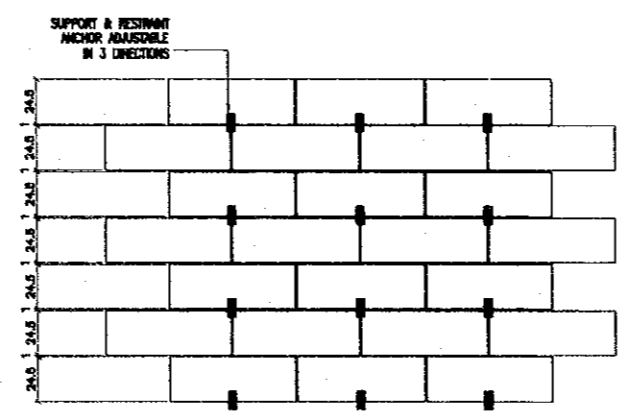
1 TYPICAL SECTION FOR CLADDING
SCALE = 1:2



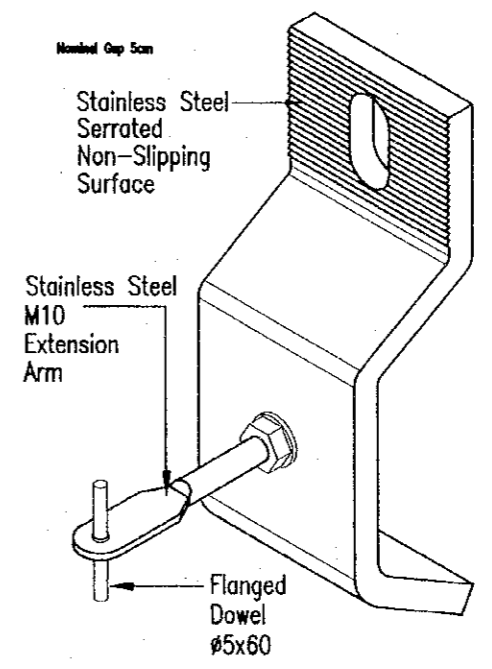
2 STONE ANCHORAGE ILLUSTRATION
SCALE = 1:20



1 TYPICAL SECTION FOR CLADDING
SCALE = 1:2



2 STONE ANCHORAGE ILLUSTRATION
SCALE = 1:20



Designed by:
Japan International Cooperation Agency (JICA)

JICA Study Team:
Joint Venture of Pacific Consultants International and Yamashita Sekkei Inc.

Subcontracted Local Consultant:
consolidated consultants
engineering & environmental
Tel: 4412377 - Fax: 4412380 - AMMAN - JORDAN

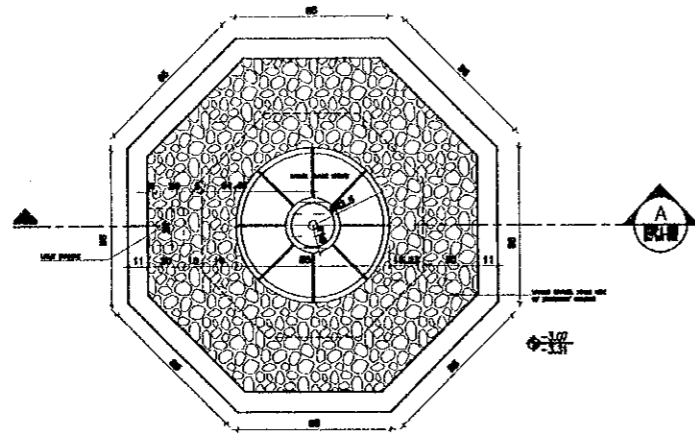
Date: June 2000

DETAILS
STONE ANCHORAGE ILLUSTRATION

Drawing Title:

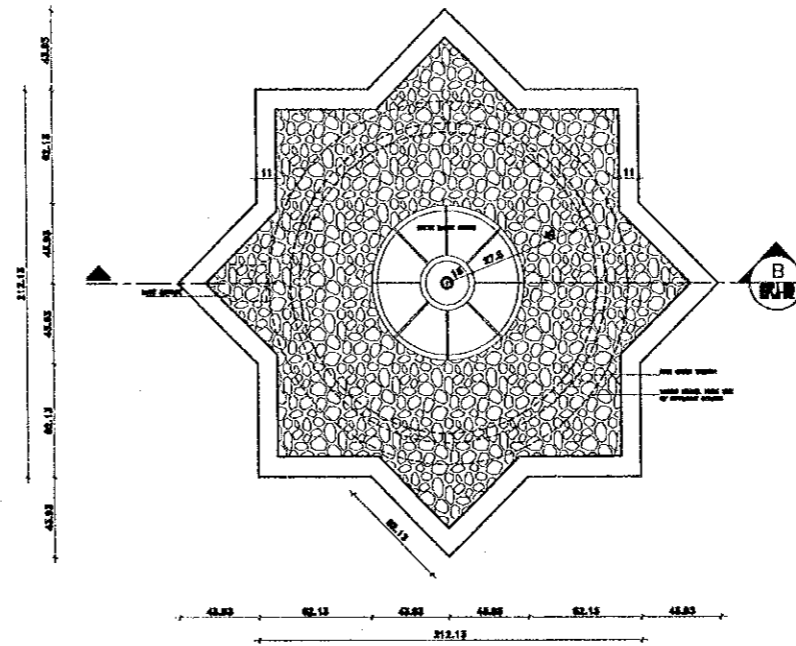
Scale: AS SHOWN
Drawing No.: DSPCA-001

69



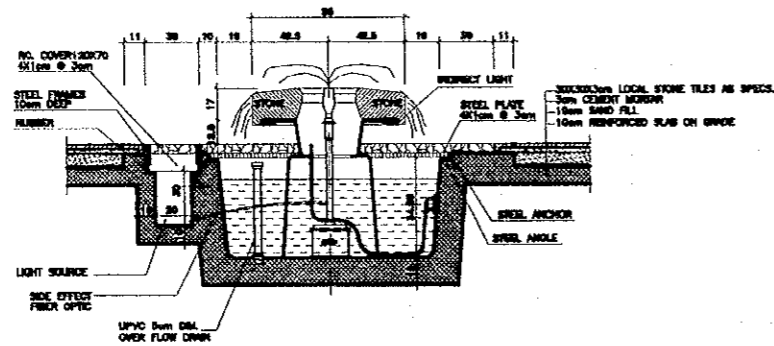
PLAN

1 FOUNTAIN PLAN DETAIL IN RESTAURANT SCALE = 1:50



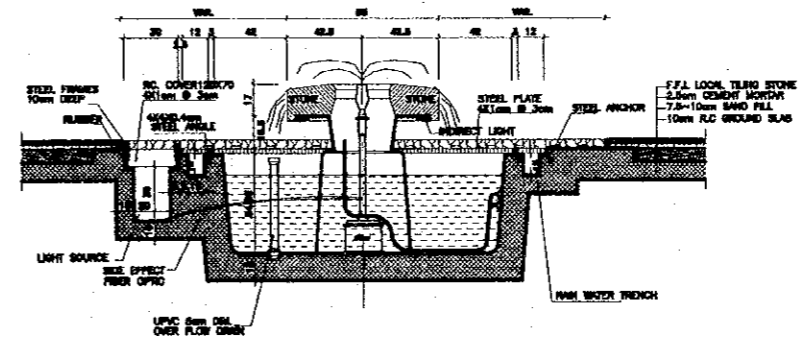
PLAN

2 FOUNTAIN PLAN DETAIL IN COURT YARD SCALE = 1:50



SECTION (A-A)

A FOUNTAIN SECTION DETAIL IN RESTAURANT SCALE = 1:50



SECTION (B-B)

B FOUNTAIN SECTION DETAIL IN COURT YARD SCALE = 1:50

Project:
Tourism Sector Development Project
in the Hashemite Kingdom of Jordan

Executing Agency:
The Ministry of Tourism and Antiquities
The Ministry of Planning

SUB-PROJECT:
Dead Sea Panoramic Complex

Note:
This detailed design has been executed by
a team of consultants as shown below in
accordance with the agreement between
Japan International Cooperation Agency
(JICA) and JICA Study Team.
The copyright of this drawing rests with JICA.

Designed by:
Japan International Cooperation
Agency (JICA)

JICA Study Team:
Joint Venture of
Pacific Consultants International and
Yamashita Sekkei Inc.

Subcontracted Local Consultant:

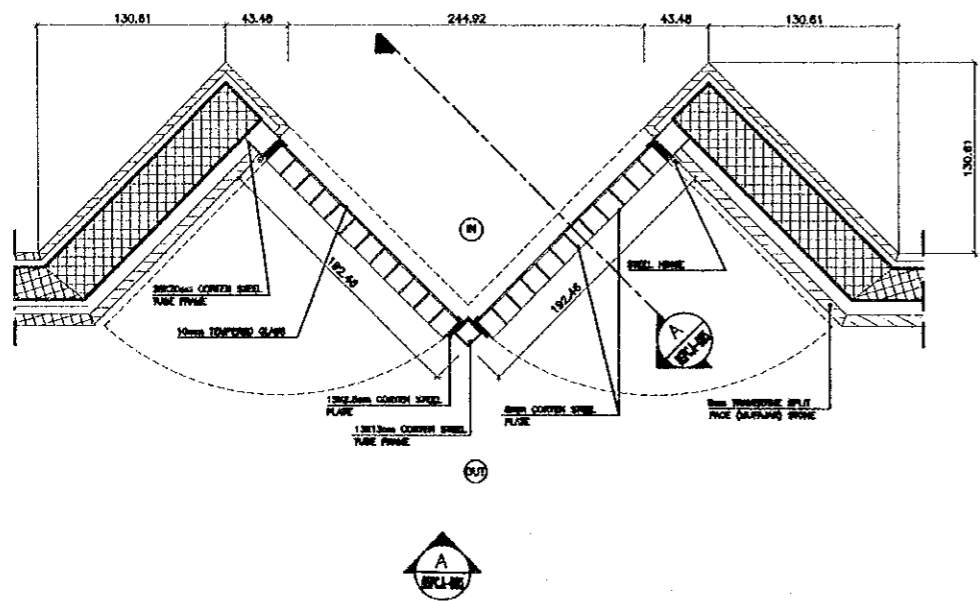
consolidated consultants
REGISTRATION & AUTHORIZATION
No. 4612377 - Fax: 4612380 - AMMAN - JORDAN

Date: June 2000

DETAILS
FOUNTAINS

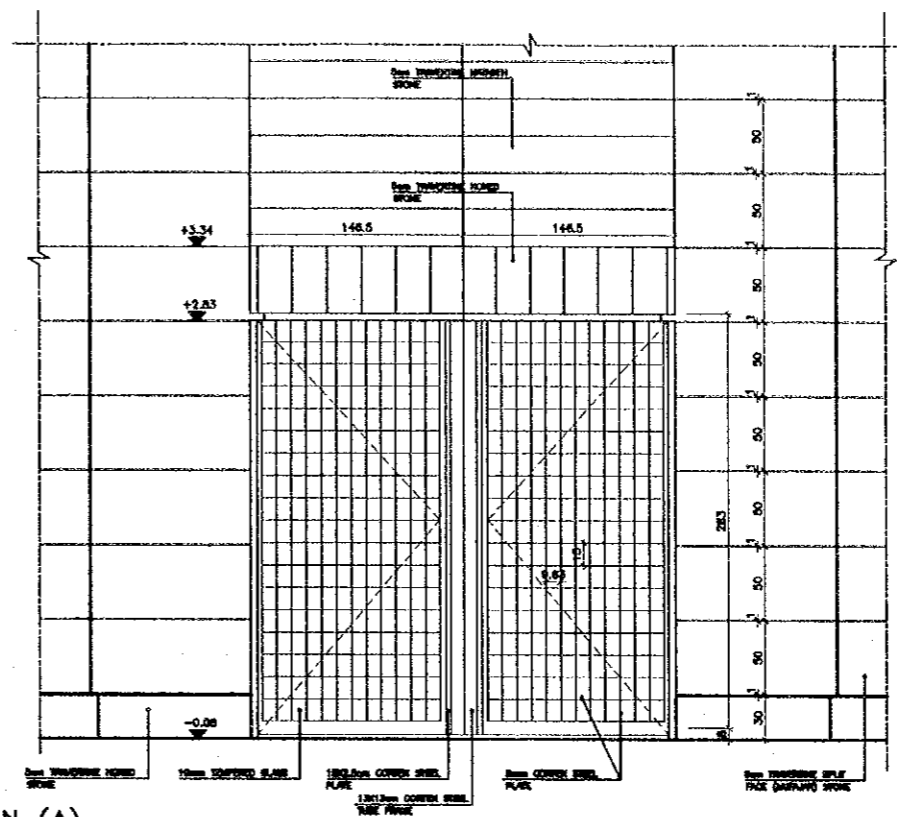
Drawing Title:

Scale: 1/20 Drawing No.: DSPCA-002



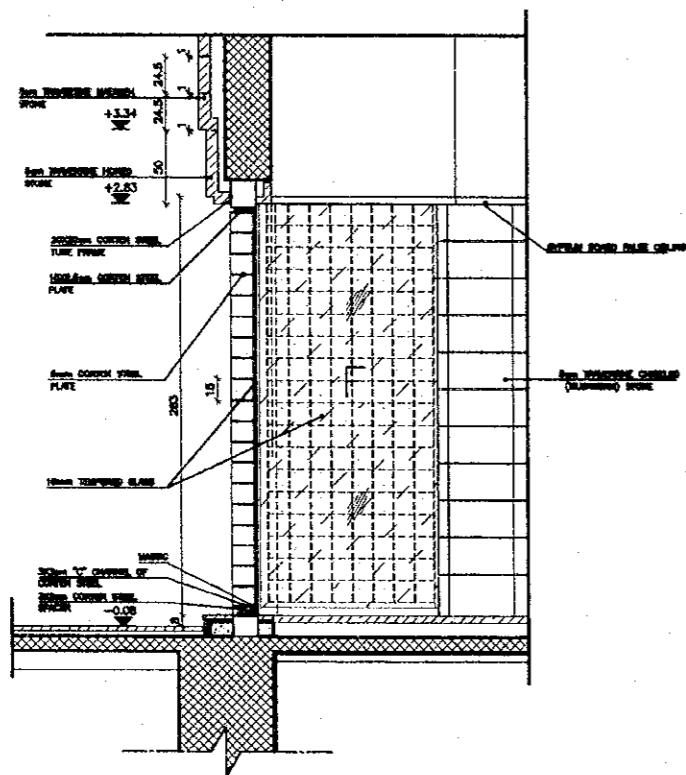
PLAN

① STEEL DOOR (SD1) PLAN DETAIL
SCALE = 1:25



ELEVATION (A)

Ⓐ STEEL DOOR (SD1) ELEVATION DETAIL
SCALE = 1:25



SECTION (A-A)

Ⓐ STEEL DOOR (SD1) SECTION DETAIL
SCALE = 1:25

Project:
Tourism Sector Development Project
in the Hashemite Kingdom of Jordan

Executing Agency:
The Ministry of Tourism and Antiquities
The Ministry of Planning

SUB-PROJECT:
Dead Sea Panoramic Complex

Note:
This detailed design has been executed by
a team of consultants as shown below in
accordance with the agreement between
Japan International Cooperation Agency
(JICA) and JICA Study Team.
The copyright of this drawing rests with JICA.

NOTE:
COR-TEN STEEL IS A HOT-ROLLED ATMOSPHERIC
CORROSION RESISTING STEELS FOR WELDED STRUCTURE

Designed by:
Japan International Cooperation
Agency (JICA)

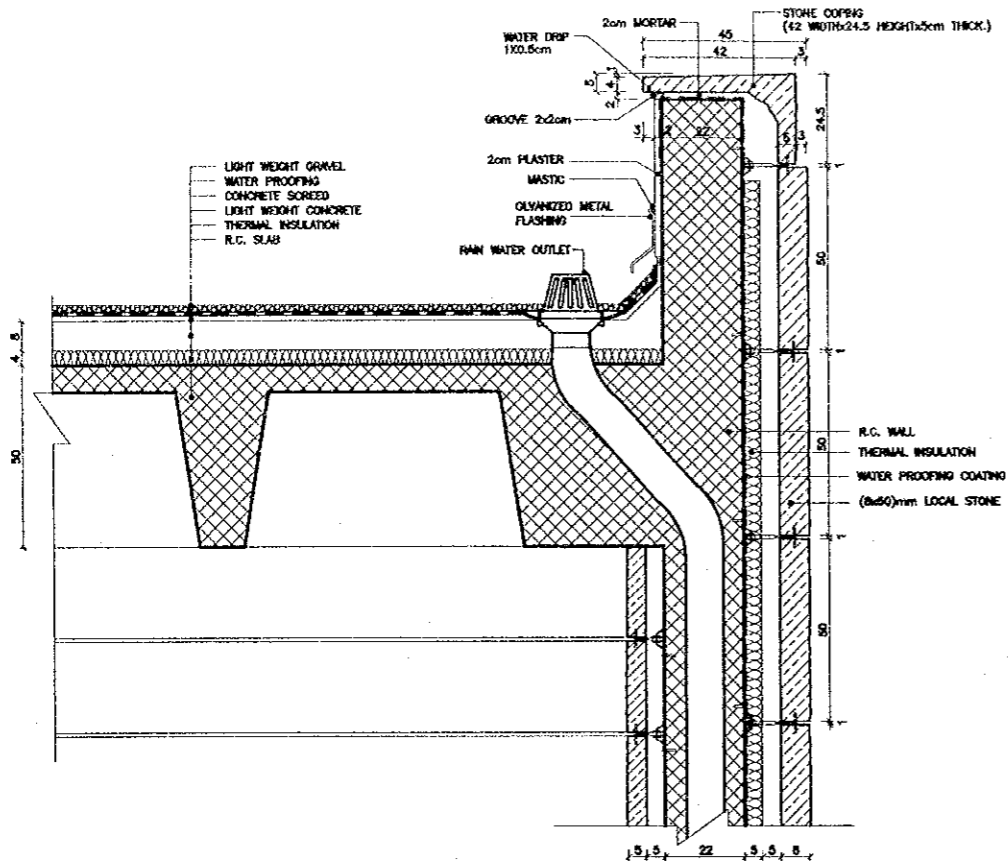
JICA Study Team:
Joint Venture of
Pacific Consultants International and
Yamashita Sekkel Inc.

Subcontracted Local Consultant:

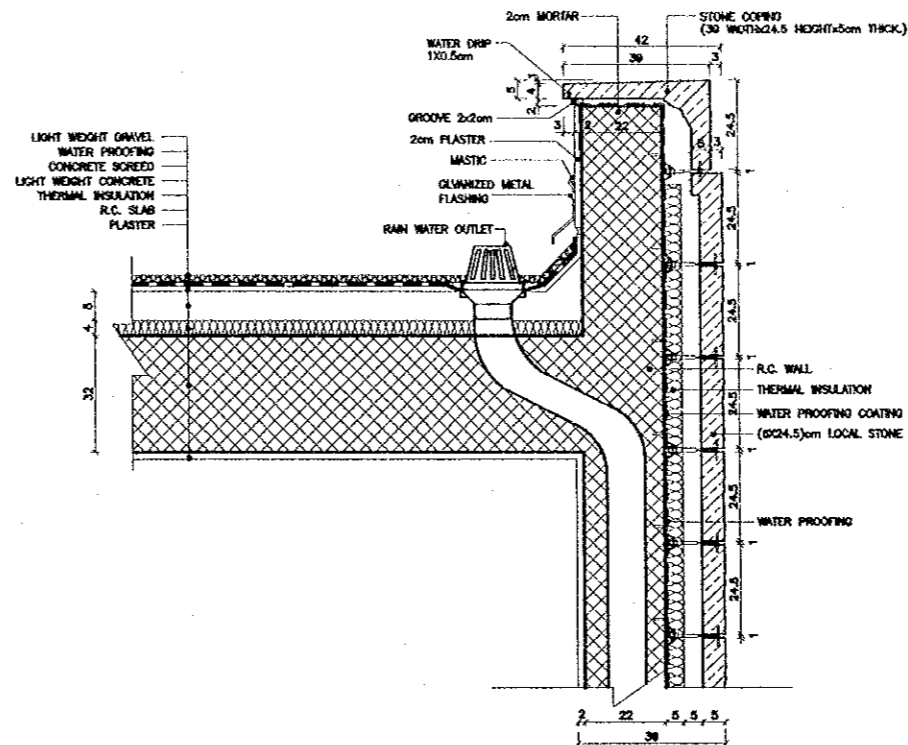
consolidated consultants
engineering & environment
Tel: 4612377 - Fax: 4612380 - AMMAN - JORDAN

DETAILS
STEEL DOOR
Drawing Title:

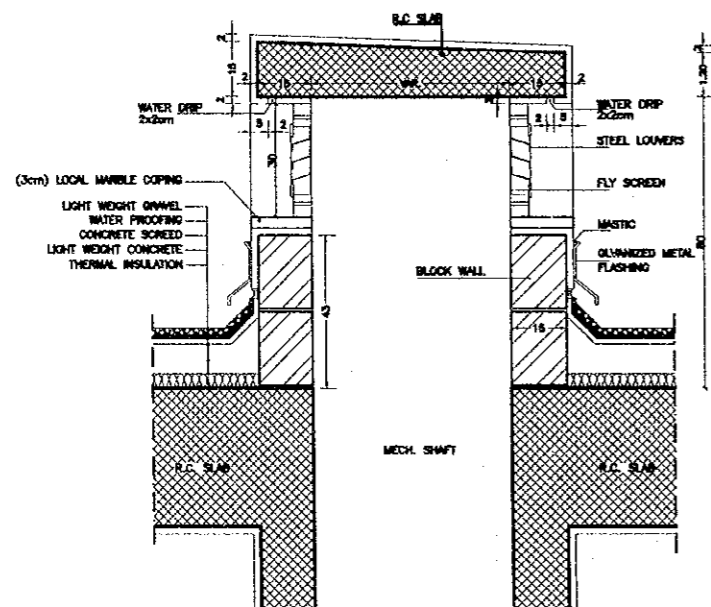
Scale: 1/25
Drawing No.: DSPCA-003



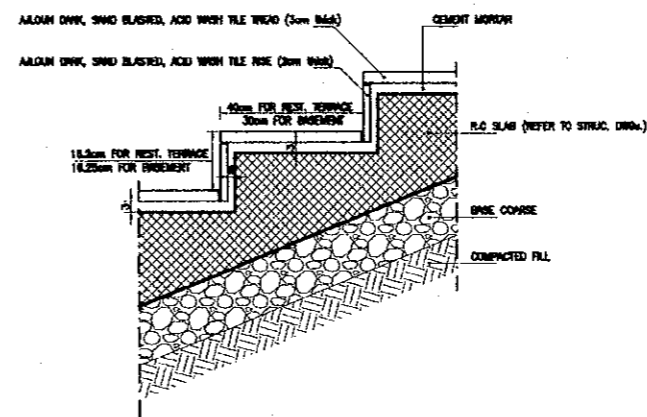
9 TYPICAL STORM WATER DRAINAGE DETAIL
SCALE = 1:10



10 TYPICAL STORM WATER DRAINAGE DETAIL
SCALE = 1:10



9 DETAIL OF MECH. SHAFT AT ROOF
SCALE = 1:10



11 EXTERNAL R.C. STAIR AT REST. TERRACE & BASEMENT
SCALE = 1:10

Project:
Tourism Sector Development Project
in the Hashemite Kingdom of Jordan

Executing Agency:
The Ministry of Tourism and Antiquities
The Ministry of Planning

SUB-PROJECT:
Dead Sea Panoramic Complex

Note:
This detailed design has been executed by
a team of consultants as shown below in
accordance with the agreement between
Japan International Cooperation Agency
(JICA) and JICA Study Team.
The copyright of this drawing rests with JICA.

Designed by:
Japan International Cooperation
Agency (JICA)

JICA Study Team:
Joint Venture of
Pacific Consultants International and
Yamashita Sekkei Inc.

Subcontracted Local Consultant:

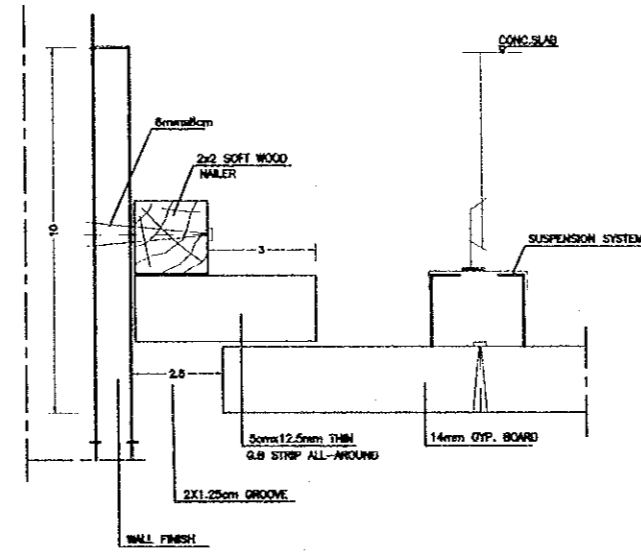
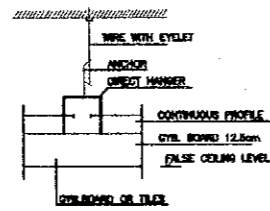
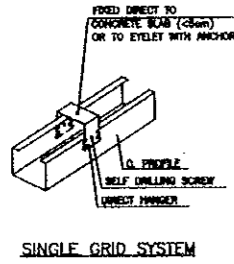
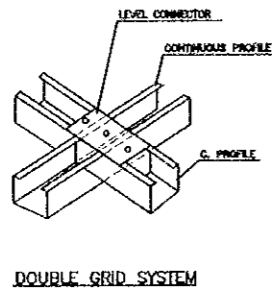
consolidated consultants
Engineering & Environment
Tel. 4612377 - Fax 4612360 - AMMAN - JORDAN

Date: June 2000

DETAILS

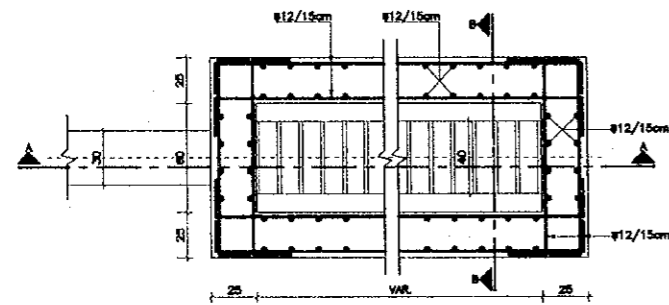
Drawing Title:

Scale: AS SHOWN Drawing No.: DSPC.A-004

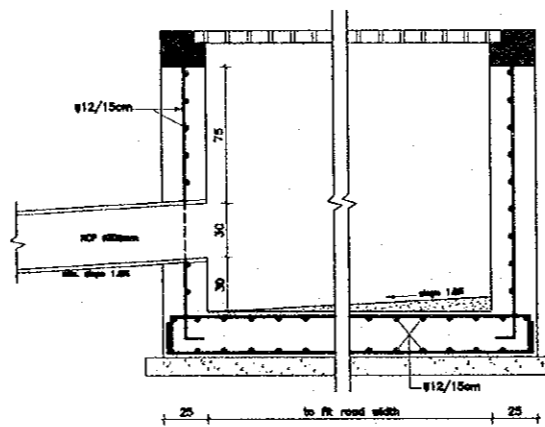


12 TYPICAL GYB. BOARD F.C. SUSPENSION SYSTEM SCALE = 1:10

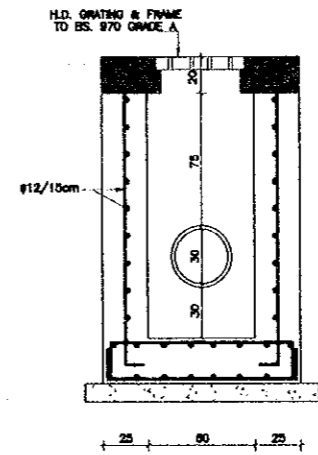
13 TYPICAL F.C. WALL CONNECTION TO WALL (GYP. BOARD) SCALE = 1:10



PLAN
SCALE = 1/20



SECTION (A-A)
SCALE = 1/20



SECTION (B-B)
SCALE = 1/20

14 DETAILS OF CATCH BASIN SCALE = 1:20

Project:
Tourism Sector Development Project
in the Hashemite Kingdom of Jordan

Executing Agency:
The Ministry of Tourism and Antiquities
The Ministry of Planning

SUB-PROJECT:
Dead Sea Panoramic Complex

Note:
This detailed design has been executed by a team of consultants as shown below in accordance with the agreement between Japan International Cooperation Agency (JICA) and JICA Study Team.
The copyright of this drawing rests with JICA.

Designed by:
Japan International Cooperation Agency (JICA)
JICA Study Team:
Joint Venture of Pacific Consultants International and Yamashita Sekkei Inc.
Subcontracted Local Consultant:

consolidated consultants
ENGINEERING & ENVIRONMENTAL
Tel: 4612377 - Fax: 4612380 - AMMAN - JORDAN

Date: June 2000

DETAILS

Drawing Title:

Scale: AS SHOWN Drawing No.: DSPCA-005

16

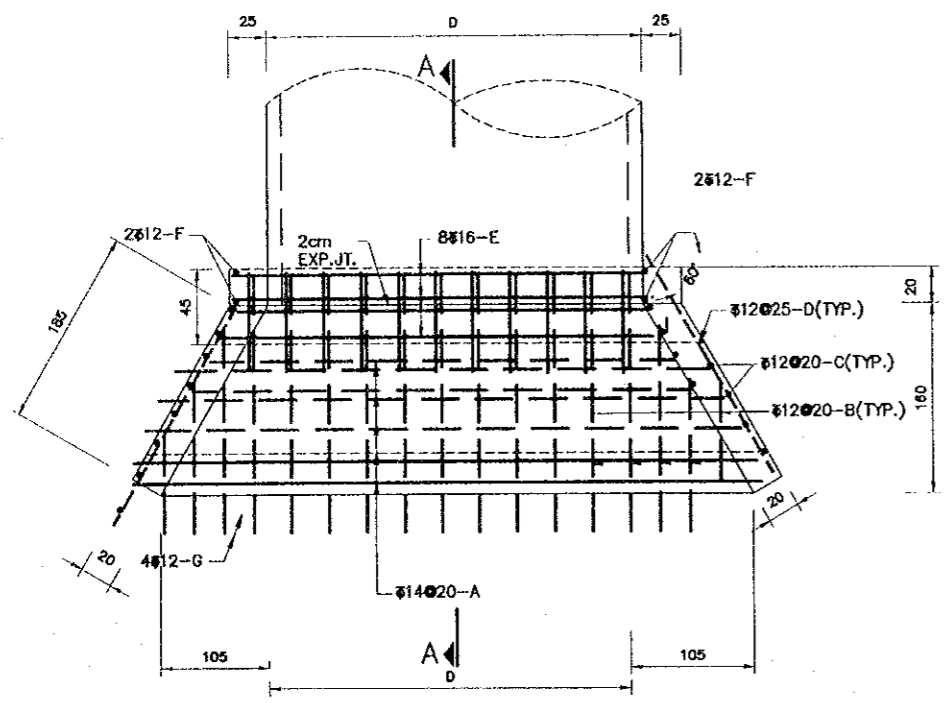
Project:
Tourism Sector Development Project
in the Hashemite Kingdom of Jordan

Executing Agency:
The Ministry of Tourism and Antiquities
The Ministry of Planning

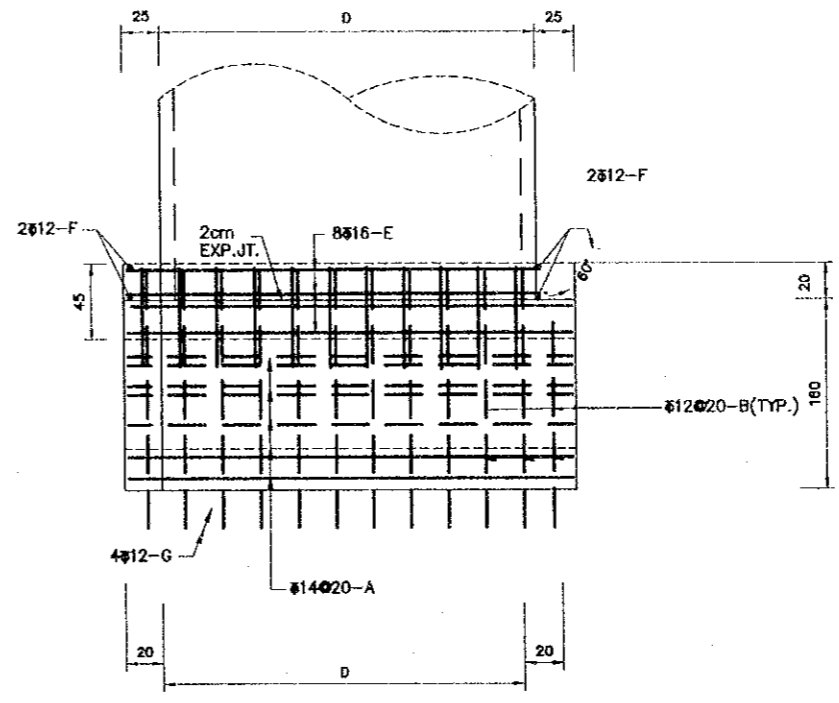
SUB-PROJECT:
Dead Sea Panoramic Complex

Note:
This detailed design has been executed by
a team of consultants as shown below in
accordance with the agreement between
Japan International Cooperation Agency
(JICA) and JICA Study Team.
The copyright of this drawing rests with JICA.

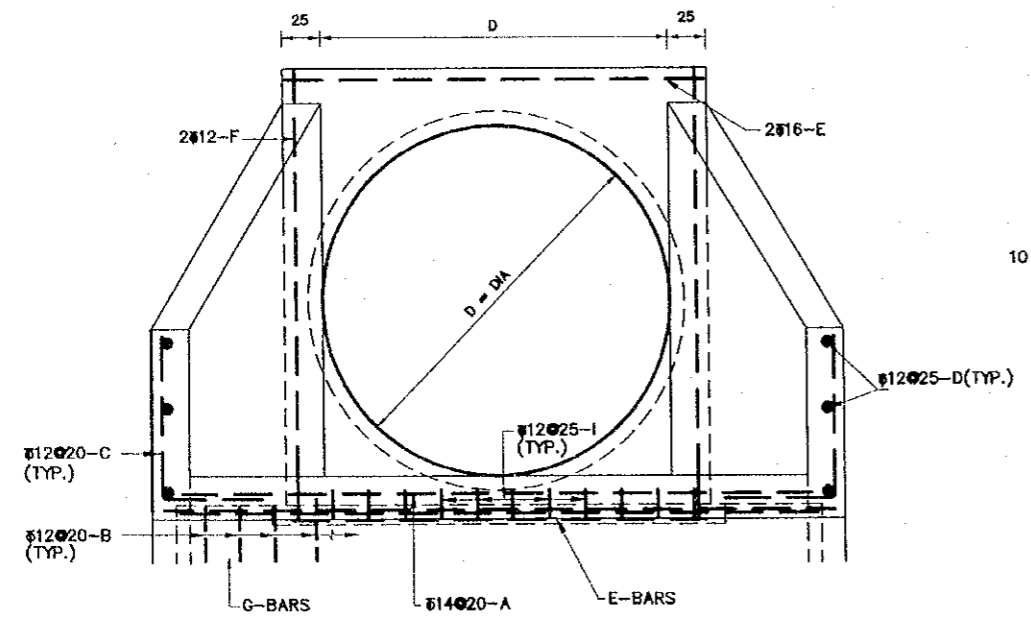
- NOTES:-
- 1) REINFORCED CONCRETE SHALL BE CLASS C25, AND BLINDING CONCRETE SHALL BE CLASS C15.
 - 2) STEEL REINF. SHALL CONFORM TO THE REQUIREMENTS OF ASTM A615 GRADE 60.
 - 3) ALL DIMENSIONS ARE IN CENTIMETER UNLESS OTHERWISE INDICATED AND REIN. BAR DIAMETER WHICH ARE IN mm.
 - 4) BACKFILL IMMEDIATELY ABOVE THE PIPES SHALL BE COMPACTED MANUALLY.
 - 5) ALL EXPOSED FACES OF WINGWALLS & HEADWALLS SHALL BE FAIR-FACED CONCRETE.



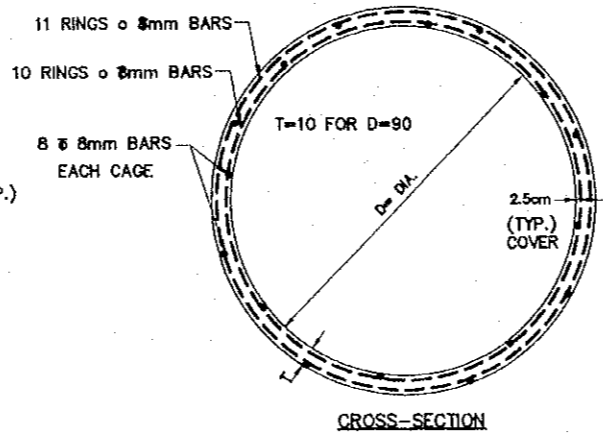
SINGLE PIPE CULVERT PLAN



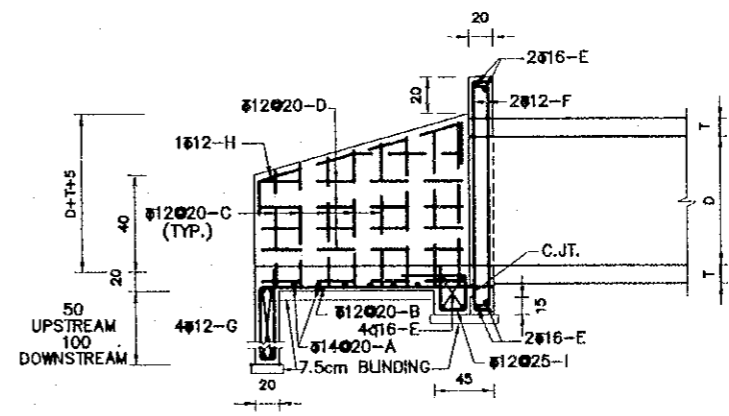
SINGLE PIPE CULVERT OUTLET PLAN



END ELEVATION



TYPICAL PIPE CULVERT REINFORCEMENT DETAILS



WINGWALL SECTION A-A

Designed by:
Japan International Cooperation Agency (JICA)
JICA Study Team:
Joint Venture of Pacific Consultants International and Yamashita Sekkel Inc.
Subcontracted Local Consultant:

consolidated consultants
Engineering & Environmental
Tel: 4612377 - Fax: 4612380 - AMMAN - JORDAN

Date: June 2000

DETAILS

Drawing Title:

Scale: N.T.S. Drawing No.: DSPC-A-006