

JAPAN INTERNATIONAL COOPERATION AGENCY

THE GOVERNMENT OF  
THE HASHEMITE KINGDOM OF JORDAN  
THE MINISTRY OF TOURISM AND ANTIQUITIES  
THE MINISTRY OF PLANNING

DRAFT  
TENDER DOCUMENTS  
FOR  
CONSTRUCTION  
OF  
**DEAD SEA PANORAMIC COMPLEX SUB-PROJECT**  
THE TOURISM SECTOR DEVELOPMENT PROJECT

**VOLUME I**  
**INSTRUCTIONS TO TENDERERS**

August 2000

Pacific Consultants International  
Yamashita Sekkei Inc.

Volume 5IT

JAPAN INTERNATIONAL COOPERATION AGENCY

THE GOVERNMENT OF  
THE HASHEMITE KINGDOM OF JORDAN  
THE MINISTRY OF TOURISM AND ANTIQUITIES  
THE MINISTRY OF PLANNING

DRAFT

TENDER DOCUMENTS  
FOR  
CONSTRUCTION

OF

**DEAD SEA PANORAMIC COMPLEX SUB-PROJECT**  
THE TOURISM SECTOR DEVELOPMENT PROJECT

**VOLUME I**  
**INSTRUCTIONS TO TENDERERS**

Pacific Consultants International, Tokyo  
Yamashita Sekkei Inc

August - 2000

**DEAD SEA PANORAMIC COMPLEX  
SUB-PROJECT**

**TABLE OF CONTENTS**

**Volume 5IT**

- INVITATION FOR TENDER
- INSTRUCTIONS TO TENDERERS
  - INSTRUCTIONS TO TENDERERS
  - APPENDIXES
  - ENCLOSURES
  - FORM OF TENDER



THE MINISTRY OF PUBLIC WORKS AND HOUSING (“ hereinafter referred to as “ MPWH” ) invites sealed tenders from prequalified eligible Tenderers for construction and completion of the DEAD SEA PANORAMIC COMPLEX SUB-PROJECT (hereinafter referred to as “ the Works” ) in accordance with the following documents:

VOLUME I - Instructions to Tenderers

■ Appendixes

■ Enclosure

VOLUME II - Specifications

VOLUME III - Bill of Quantities

VOLUME IV - Drawings

VOLUME V - Conditions of Contract

A Tender is required for the Construction of the DEAD SEA PANORAMIC COMPLEX SUB-PROJECT and its associated works for the Tourism Sector Development Project as described in the Tender Documents and to be submitted under sealed cover in accordance with the Instruction to Tenderers.

1. Issuing of Tender Documents

THE MINISTRY OF PUBLIC WORKS AND HOUSING (MPWH) will issue the Tender Documents at the GOVERNMENT TENDERS DIRECTORATE from ---- th to ----<sup>th</sup> ----- 2000. A set of Tender Document is priced ----- (-----) J.D., including sales tax, which is non-refundable and can be paid in cash or cashier check.. The check must be in the name of The Ministry of Public Works and Housing (MPWH) and must be dated no more than three days before the day of selling.

If the authorized person in the company can not come to purchase these documents in person, he must assign a legal power of attorney to someone to act on his behalf.

2. Project Site Visit

A Site visit will be conducted from 09:00 hours on ---- th ----- 2000, at the Dead Sea Panoramic Complex Sub-project Site. The Tenderer must attend in person or assign power of attorney to someone to act on his behalf.

3. Clarification Meeting

If the Tenderer has any questions regarding the Tender Documents and/or other detail conditions, the Tenderer must submit written questions to the MPWH GOVERNMENT TENDERS DIRECTORATE by ----<sup>th</sup> ----- 2000.

The Clarification Meeting will be held on ---<sup>th</sup> ----- 2000, time 09:00, at the MPWH GOVERNMENT TENDERS DIRECTORATE.

4. Tender Submission and Tender Opening

The completed Tender should be submitted to the MPWH GOVERNMENT TENDERS DIRECTORATE at the following address between the hours of 09:00 - 11:00 on the ----<sup>th</sup> ----- - 2000.

MPWH Government Tenders Directorate  
Eighth Circle, Albiader Street, Amman

The Tender will be opened on same day of Tender submission at ----- hours.

5. Tenderers will be informed in due course of the result of the Tender Review.
6. All other necessary requirements for the preparation and submission of Tenders are given in the INSTRUCTIONS TO TENDERERS.

THE MINISTRY OF PUBLIC WORKS AND HOUSING (MPWH)  
General Director of Government Tenders Directorate

Nasir Madadha

THE GOVERNMENT OF  
THE HASHEMITE KINGDOM OF JORDAN  
THE MINISTRY OF TOURISM & ANTIQUITIES  
THE MINISTRY OF PLANNING

DRAFT TENDER DOCUMENTS  
FOR  
CONSTRUCTION

OF

**DEAD SEA PANORAMIC COMPLEX SUB-PROJECT**  
THE TOURISM SECTOR DEVELOPMENT PROJECT

**VOLUME I**  
**INSTRUCTIONS TO TENDERERS**

The JICA D/D Study Team

Joint Venture:

Pacific Consultants International, Tokyo  
Yamashita Sekkei Inc

September - 2000

## TABLE OF CONTENTS

1. GENERAL -----	1
2. GENERAL DESCRIPTION OF THE PROJECT -----	2
2-1. General -----	2
2-2. Project feature -----	2
3. TENDER DOCUMENTS -----	2
4. QUALIFICATION OF TENDER -----	3
5. VISITING PROJECT SITE -----	4
6. TENDERER UNDERSTANDING/EXAMINATION OF DOCUMENT ----	4
7. LANGUAGE AND MEASUREMENT SYSTEM OF TENDER -----	5
8. INTERPRETATION OF TENDER DOCUMENTS/PRE-TENDER MEETING ----	5
9. TAXES AND CUSTOM DUTIES -----	5
10. SIGNING -----	6
11. TENDER EXPENSE -----	6
12. WITHDRAWAL -----	6
13. PREREQUISITE CONDITIONS -----	6
14. DOCUMENTS COMPRISING THE TENDER -----	6
14-1. Package-I Documents -----	7
14-2. Package-II Document -----	7



15. TENDER PRICE -----	8
15-1. Unit Price base Contract -----	8
15-2. Currency of Tender -----	8
16. TENDER VALIDITY -----	8
17. TENDER SECURITY -----	9
18. SUBMISSION OF TENDER -----	9
18-1. Formats and Signing of Tender -----	9
18-2. Sealing and Marking of Tender -----	10
18-3. Submission -----	11
18-4. Date for Submission of Tender -----	11
19. TENDER OPENING -----	12
20. TENDER EVALUATION -----	12
20-1. Stage-1: Contractual and Technical Evaluation -----	13
20-2. Stage-2: Price Appraisal -----	15
21. CLARIFICATION OF TENDER -----	16
22. ACCEPTANCE OF TENDER -----	16
23. AWARD OF THE CONTRACT -----	16

APPENDIXES

ENCLOSURES

## **INSTRUCTIONS TO TENDERERS**

### **1. GENERAL**

- a. THE MINISTRY OF PUBLIC WORKS AND HOUSING, (hereinafter referred to as the “MPWH”), GOVERNMENT TENDERS DIRECTORATE of THE HASHEMITE KINGDOM OF JORDAN has received a loan from JAPAN BANK FOR INTERNATIONAL COOPERATION (hereinafter referred to as the “JBIC”) for the Tourism Sector Development Project, **Dead Sea panoramic Complex Sub-project**. The MPWH shall apply the loan towards the cost of the project and intends to apply the proceeds of the loan to eligible payments under this contract for which this invitation to tender is issued (hereinafter called "the Contract"). Disbursement of loan by the JBIC will be made only at the request of the MPWH and upon approval by the JBIC in accordance with the terms and conditions of the Loan Agreement No. JO-P11, dated 2<sup>nd</sup> December, 1999 including “Guidelines for Procurement under JBIC ODA Loans” and will be subject in all respects to the terms and conditions of the said agreement. No party other than MPWH shall derive any rights from the Loan Agreement or have any claim to loan proceeds.
- b. Fund for the both foreign and local currency portions of the Project covered under this Contract is financed under the said Loan Agreement, and it is intended that proceeds of this loan will be applied to payment for the foreign and local currency portions under the Contract except Taxes and Duties which will be borne by the Government of the Hashemite Kingdom of Jordan (hereinafter referred to as the “Government”).
- c. The proceeds of the loan are required to be used with due attention to considerations of economy, efficiency and non-discrimination among countries which are eligible for procurement of goods and services (such countries are hereinafter called "The eligible source countries").
- d. Only those contractors who have been prequalified by the MPWH will be eligible to participate in this Tendering. The MPWH is required to submit to the JBIC a complete statement of the source and origin of the materials, plants and services furnished under the Contract. To assist the MPWH in this matter, the Tenderer shall submit a complete breakdown of the source or origin of all materials, plants and services furnished under the Contract.
- e. The Tenderer shall familiarize himself with the forgoing requirements and, in submitting a Tender, The Tenderer shall be deemed to have taken account of and complied with the Government laws, regulations, agreement, procurement procedure and other qualifying requirements.

## **2. GENERAL DESCRIPTION OF THE PROJECT**

### **2-1 General**

The Tender is required to submit tender proposal for supply of all labour, materials, plants and services required to complete supply, fabrication, construction, inspection, testing, packing and transporting to job-site, together with on-site installation and commissioning services related to Work entitled “**DEAD SEA PANORAMIC COMPLEX SUB-PROJECT**”.

### **2-2 Project feature**

Detail description of scope of the work required to the Contractor under this contract package, which shall be completed in a single package and fixed-price contract will be stated in Volume II “Specifications” and Volume IV “Drawings” of the Tender Documents.

## **3. TENDER DOCUMENTS**

a. The Tender Documents consist of the followings:

### **VOLUME I: TENDERING AND CONTRACTING REQUIREMENT**

- INSTRUCTIONS TO TENDERERS

- FORM OF TENDER

- APPENDIXES

Appendix A: Schedule of Time, Rates and Conditions

Appendix B: Form of Agreement

Appendix C: Form of Tender Security

Appendix D: Form of Performance Security

Appendix E: Form of Advance Payment Security

Appendix F: Drawing List

Appendix G: General Construction Schedule

Appendix H: Temporary Site Location

Appendix I: Site Investigation Report

Appendix J: Query Form

Appendix K: Tender Acknowledgement

Appendix L: List of Eligibility Countries

- ENCLOSURES

Enclosure No.1: Power of Attorney

Enclosure No.2: Certification of Submission of Tender Security

Enclosure No.3: Joint Operation Agreement (as applicable)

Enclosure No.4: letter of Association

Enclosure No.5: Affidavit of Site Inspection

Enclosure No.6: Basic Program of The Work

- Enclosure No.7: Contractor's Organization Chart
- Enclosure No.8: Outline Construction Plan and Proposed Layout Plan for Temporary Works
- Enclosure No.9: List of Contractor's Equipment to be used on the Works
- Enclosure No.10: List of Major Materials and Plant for the Works
- Enclosure No.11: List of Sub-Contractors/ Suppliers
- Enclosure No.12: List of Intended Import Materials and Plant
- Enclosure No.13: Breakdown of Major Rates
- Enclosure No.14: Detailed Monthly Cash Flow of Anticipated Contract Payments

**VOLUME II- SPECIFICATIONS**

**VOLUME III- BILL OF QUANTITIES**

**VOLUME IV- DRAWINGS**

**VOLUME V - CONDITIONS OF CONTRACT**

PART (I) : GENERAL CONDITIONS OF CONTRACT

PART (II) : SPECIAL CONDITIONS OF CONTRACT

- b. The Tenderer, whether or not submits a tender proposal, shall treat all the Tender Documents as private and confidential. The Tenderer shall not use them other than for the preparation of his tender proposal and shall not in part or in whole reproduce or release them to any third party without prior written consent of the MPWH. The Tenderer, however, may transmit to a third party such part of the Tender Documents as necessary for the purpose of preparing his tender proposal provided that such third party undertakes to keep confidential. The MPWH may deem any violation of this secrecy obligation by such third party as the same by the Tenderer.

**4. QUALIFICATION OF TENDERER**

- a. Only those Tenderers who have been prequalified by the MPWH will be eligible to participate in this tendering.
- b. If a Tenderer has been prequalified in association with other companies as a joint venture, consortium and/or with one or more major subcontractors (a subcontractor responsible for more than thirty percent (30%) of the total value of the work) this group must be jointly maintained in tendering and contracting, except that subcontractors, other than major subcontractors, can be included, excluded or substituted at any time subject to the approval of MPWH.
- c. Any prequalified Tenderer may not change his original joint operation partner(s) who has (have) been proposed at the stage of prequalification in accordance with the Ministry of Public Works and Housing, Government Tenders Directorate, Government Works By-Lay, Contractors & Consultants Qualification Instructions and approved by the MPWH.

- d. No further joint operation is permitted with any other partner.
- e. During the Tender period, the Tenderer is obliged to attend all events announced officially by the MPWH.

#### **5. VISITING PROJECT SITE**

For the convenience of Tenderers, an official or representative of the MPWH will conduct a job-site visit at the time and on the date specified in the Invitation to Tender. It is mandatory that Tenderers participate in this visit.

Should the Tenderer require further visit and inspection of the site, the Tenderer may visit and inspect the site, on his own responsibility and at his own expense, to obtain all information that may be necessary for the purpose of preparing his Tender and entering into a Contract.

#### **6. TENDERER UNDERSTANDING/EXAMINATION OF DOCUMENTS**

- a. The Tenderer shall satisfy himself, by careful inspection as to the nature and location of the works, the conformation of the ground, the character, quality and quantity of the materials to be encountered, the type of Construction equipment and facilities needed for the execution of the works, the general and local conditions, the plants to be furnished and installed and all other matters which can in any way affect the work under the Contract. No verbal conversation with any officer, agent, or employee of the MPWH shall be deemed to affect or modify any of the terms or obligations of the Tender Documents.
- b. The Tenderer shall be responsible for the examination and understanding of all parts of the Tender Documents furnished.
- c. All division or amendment to the Tender Documents shall be made through the formal addenda duly issued by the MPWH.
- d. Any neglect or failure on the part of the Tenderer to obtain reliable information and physical conditions on the spot or elsewhere, or any other matters affecting the execution, completion and maintenance of the Works, the Tender Price and the Contract shall not relieve the Tenderer whose tender proposal is accepted, of the responsibility for completing and handing over the Works as defined in the Contract.

#### **7. LANGUAGE AND MEASUREMENT SYSTEM OF TENDER**

All correspondence in connection with the Tender, the Contract and all matters accompanying the Tender shall be in English. Nevertheless, the technical data, drawings and technical reports etc. may be

drawn up in Arabic language with English translation. All measurement and quantities are to be expressed in units of the SI System.

#### **8. INTERPRETATION OF TENDER DOCUMENTS/PRE-TENDER MEETING**

- a. The Tenderer is under obligation to attend a Pre-tender meeting at the Government Tenders Directorate of the MPWH in Amman or anywhere on a date and time specified in the Invitation to Tender.
- b. The meeting will be held for the purpose of clarifying any elements of the proposed work and also for answering all written questions received from the prospective Tenderers before the time of the Pre-tender Meeting and questions that may arise during the meeting.
- c. Should the Tenderers have any query on any matter concerning the Tender Documents, such query shall be sent to the MPWH in writing in the form provided in Appendix "I" not later than fourteen (14) days prior to the Tender Opening Date. Each addendum to answer such query and/or to notify modifications will be issued by the MPWH Government Tenders Directorate not later than seven (7) days prior to the Tender Opening Date. Each Addendum will be distributed to all those who have been issued the Tender Documents and who shall acknowledge receipt of each Addendum by signing and returning the attached Receipt Form. All Addendum issued will become part of the Tender Documents.

#### **9. TAXES AND CUSTOM DUTIES**

- a. The Tender shall obtain all the information on Jordanian income tax, sales taxes, and other taxes and duties, and confirm the requirements thereof on his own responsibility.
- b. All taxes and duties, including custom duties and import taxes, levies in accordance with laws and regulations of the Hashemite Kingdom of Jordan in connection with the performance of the Works to be paid by the Contractor, (those taxes and duties shall be borne by the Government in accordance with the Sub-Clause 1, b of the Instructions to Tenderers), shall be deemed to be included in the Tender Price.
- c. The attention of the Tenderer shall be drawn to the fact that local regulations require special formalities to be complied with in connection with the ordering, purchasing and importing of materials and plant.

#### **10. SIGNING**

- a. A Tender by corporation shall be executed in the official corporate name followed by the signature and designation of the president, secretary or person(s) legally authorized to bind the

corporation. A Power of Attorney granting the person to sign the Tender Proposal, as the representative of the corporation or the joint operation (if any), shall be enclosed with the tender proposal.

- b. A Tender by joint operation shall be executed and designated by one of the partners or by an authorized representative as specified hereinbefore.

#### **11. TENDER EXPENSE**

All cost, charges and expenses incurred directly or indirectly by the Tenderer as to site visits and investigations, the preparation and submission of his Tender including all accompanying documents, Tender Security, authentication and other incidental cost shall be borne by the Tenderer.

#### **12. WITHDRAWAL**

The Tender, once submitted, shall not be withdrawn by the Tenderer, for any reasons whatsoever. If the Tenderer withdraws before expiration of the Tender Validity, the amount of his Tender Security shall be forfeited to the MPWH by virtue of this Clause.

#### **13. PREREQUISITE CONDITIONS**

The MPWH reserves the right to:

- : Require clarifications from the Tenderer,
- : Reject any sub-contractor proposed,
- : Reject any alternative proposals deviating from original design requirements,
- : Require the Tenderer to submit satisfactory evidence of the proposed construction method, materials or plants and a like, before signing the Contract or to make additional submittals after signing the Contract.

#### **14. DOCUMENT COMPRISING THE TENDER**

The Tender shall be submitted only in and the form attached hereto as part of the Tender Documents and which shall be completed in strict accordance with instructions herein. Unless otherwise specifically remarked, any proposals made by other forms will not be accepted.

Tender shall comprise the following documents, which are categorized into two (2) packages.

**PACKAGE –I DOCUMENTS** shall contain all documents as encountered below with all the information except the value of the Tender. All prices, rates and totals comprising the Tender shall be entirely confined to the **PACKAGE - II DOCUMENTS**.

In case there is discrepancy between the original set and the copies of the Tender, the original shall govern.

**14-1. Package - I Documents**

- a. A notarized Power of Attorney issued by the Tenderer to his legal representative and signatory to the Tender Documents in accordance with Clause 10 herein (marked as Enclosure No. 1).
- b. Certification of submission of Tender Security certifying the Tender Security has included in Package- II Documents (marked as Enclosure No.2)
- c. Joint Operation Agreement, if applicable, (marked as Enclosure No. 3)
- d. Letter of Association (marked as Enclosure No.4)
- e. Affidavit of Site Inspection (marked as Enclosure No. 5).
- f. A Basic Program of the Works (marked as Enclosure No.6).
- g. Organization and key personnel (marked as Enclosure No. 7).
- h. A Construction Plan and Temporary Works Plan (marked as Enclosure No.8).
- i. A List of Contractor's equipment (marked as Enclosure No. 9).
- j. A List of Major Materials and Plant (marked as Enclosure No. 10).
- k. List of sub-contractors/ suppliers (marked as Enclosure No.11).

**14-2. Package - II Documents**

- a. Form of Tender
- b. Form of Tender Security (refer to Appendix C)
- c. List of Intended Import Materials and Plant (marked as No.12)
- d. Breakdown of Major Rates. (marked as Enclosure No. 13).
- e. Detailed monthly Cash Flow of Anticipated Contractor Payments. (marked as Enclosure No. 14)
- f. Priced Bill of Quantities and Daywork Rate (refer to Volume III).



## **15. TENDER PRICE**

The Tenderer shall be calculated his Tender Price according to the instructions given herein and present these prices in the Form of Tender and Bill of Quantities in a manner specified herein.

### **15-1. Unit Price base Contract**

- a. Unless stated otherwise in the Tender Documents, the Contract shall be for the whole Works as described in Clause 2, based on the schedule of unit rates and prices submitted by the Tenderer.
- b. Individual schedule rates and item price, whether quoted on unit price basis or on a lump-sum basis in the Bill of Quantities, will be only used for purposes of tender evaluation and comparison, interim payments calculation, and, in some cases, of price basis for issuance of variation order as prescribed in the Conditions of Contract.
- c. The Bill of Quantities has an entry for each item on which payment will be made and no other allowance of any kind will be made unless specifically provided for in the Tender Documents. In the appropriate spaces provided for in the Bill of Quantities, opposite each Tender item, the Tenderer shall specify the unit rate or lump sum for the work and/or services included under the item. If the rate of an item is not filled in, the cost of that item shall be deemed to be included in the unit rate for other items.
- d. In case of discrepancy between the "Unit Rate" and the corresponding "Total Amount" entered for any item in the Bill of Quantities, the "Unit Rate" shall govern.

### **15-2. Currency of Tender**

All rates and prices and each claim or statement for payment for work complete shall be expressed in terms of Jordanian Dinar.

All payment to the Contractor shall be made in Jordanian Dinar.

## **16. TENDER VALIDITY**

- a. Tender shall remain valid and open for acceptance or a period of sixty (60) days after the date of Tender Opening prescribed in Clause 19.
- b. In exceptional circumstances, prior to expiry of the original tender validity period, the MPWH may request the Tenderer for an extension of the period of Validity. The request and response thereof shall be made in writing.
- c. The Tenderer will be required to extend, at his own expense, the validity of his Tender correspondingly. The provision of Clause 17 regarding discharge and forfeiture of Tender Security shall be continue to apply during extended period of Tender Validity.

## **17. TENDER SECURITY**

- a. The Tenderer shall furnish, as a part of his Tender, a Tender Security in the form of Bank guarantee in the amount of J.D. \_\_\_\_\_ issued by bank acceptable to the MPWH. The “Form of Tender Security” is included as Appendix “C” in the Tender documents.
- b. The Tender Security shall be valid for thirty (30) days beyond the validity of the Tender.
- c. Where the Tenderer is a single company, the guarantee shall be in the same name of that company. Where the Tenderer is a joint venture/consortium, the guarantee shall be in the name of joint venture/consortium as expressed in the Tender.
- d. The Tender Security of unsuccessful Tenderers will be discharged/returned as promptly as possible, and in any case not later than thirty (30) days after the expiration of the period of Tender Validity.
- e. The Tender Security of the successful Tenderers will be discharged when the successful Tenderer has signed the Contact Agreement and furnished the required Performance Security.
- f. The Tender Security may be forfeited:
  - 1) if a Tenderer withdraw his Tender during the period of Tender validity; or
  - 2) if a Tenderer fail to accept the change in the Tender Price after arithmetical checking in accordance with the Tender Documents
  - 3) in case of the successful Tenderer, if he fails within the specified time limit to:
    - (i) sign the Contract Agreement, or
    - (ii) furnish the required Performance Security

## **18. SUBMISSION OF TENDER**

### **18-1 Format and Signing of Tender**

- a. The Tender shall submit one (1) Original and Five (5) copies of all the documents comprising the Tender, clearly marked “ORIGINAL” and “COPY” as appropriate. In case there is discrepancy between the original set and the copies of the Tender, the original shall govern.
- b. The original and copies of the Tender shall be typed in indelible ink. The Tender, Appendix to Tender, Enclosure No. 1 to 13, together with all Collection, Summary, Final Summary and Overall Summary pages of the Bill of Quantities shall be signed by a person (or persons) duly authorized to bind the Tender. Proof of authorization shall be furnished in the form of written Power of Attorney, which shall accompany the Tender. All pages of the Tender where necessary entries or amendments have been made in line with addenda (Notice to Tenderers) shall be signed by the person (persons) signing the Tender.

- c. The complete Tender shall be without alteration or erasures, except those to accord with written Notice to Tenderers issued by the MPWH or as necessary to correct errors made by the Tenderer, in which case such corrections shall be initialed by the person (or persons) signing the Tender.
- d. All pages of the Tender, except those referenced in Clause 18-1,b above, shall be initialed by the person (or persons) signing the Tender.

#### **18-2. Sealing and Marking of Tender**

- a. The Tenderer shall seal the Original and each Copy of the documents, comprising the Tender, in an inner envelope and outer envelope or container with the list of contents, and signed by the Tenderer, duly marking the envelope or container as “ORIGINAL” and “COPY” as appropriate.
- b. Package –I and Package –II documents shall be submitted in separate envelope or container in the same manner specified in Sub-clause 18-2, a, above.
- c. Each complete set of Tender Documents shall be in envelope or container and shall consist of:

#### **PACKAGE – I DOCUMENTS**

Contained in a sealed envelope or container bearing the following identification:

THE MINISTRY OF PUBLIC WORKS AND HOUSING, JORDAN  
GOVERNMENT TENDERS DIRECTORATE  
Eighth Circle, Albiader Street,  
AMMAN

#### **TENDER FOR THE TOURISM SECTOR DEVELOPMENT PROJECT DEAD SEA PANORAMIC COMPLEX SUB-PROJECT**

#### **PACKAGE – I DOCUMENTS**

(Name of Tenderer)  
(ORIGINAL or COPY, as appropriate)

#### **PACKAGE – II DOCUMENTS**

Contained in a sealed envelope or container bearing the following identification:

THE MINISTRY OF PUBLIC WORKS AND HOUSING, JORDAN  
GOVERNMENT TENDERS DIRECTORATE  
Eighth Circle, Albiader Street,  
AMMAN

**TENDER FOR THE TOURISM SECTOR DEVELOPMENT PROJECT  
DEAD SEA PANORAMIC COMPLEX SUB-PROJECT  
PACKAGE – II DOCUMENTS**

(Name of Tenderer)

(ORIGINAL or COPY, as appropriate)

**18-3. Submission**

- a. The envelop or container shall be personally delivered by the Tenderer or his duly authorized representative to the address stated Sub-clause 18-2, c) above, and shall be received by the MPWH only during the submission time and date announced in the Letter of Invitation to Tenderer. The Tender sent by cable, telex or facsimile will not be accepted.  
It is to be fully understood that any risk accompanied by the submission of his Tender Proposal until its physical receipt by the MPWH shall solely rest with the Tenderer.
- b. Each envelope or container will be time/date-stamped by the MPWH as it is received and will be maintained, sealed and safeguarded in the place with routine security and confidentiality.
- c. Any Tender that has been submitted in the period other than specified by the MPWH shall be rejected, for any reasons whatsoever.
- d. No alteration or modification of the Tender, once submitted, shall be accepted.

**18-4. Date for Submission of Tender**

- a. Tender must received by the MPWH Government Tenders Directorate at the MPWH on the date and period specified in the Invitation of Tender.
- b. The MPWH may, at their discretion, extend the closing date for submission of Tenders by issuing a Notice to Tenderers in accordance with the Sub-Clause 16, b), in which case all rights and obligations of the MPWH and the Tenderers previously subject to the original submitting date shall thereafter be subject to the new submitting date as extended.
- c. Any Tender submitted to the MPWH other than during the time and date and time specified for submission of Tenders shall be returned un-open to the Tenderer.

**19. TENDER OPENING**

- a. The MPWH will open the Tender in the presence of Tenderer's representatives who choose to attend the opening of Tender at Government Tenders Directorate.
- b. The Tenderer's authorized representatives who are present shall sign a register as evidence of attendance.

- c. Any Tender for which acceptable Notice of Withdrawal have been submitted shall not be opened.
- d. The MPWH will announce the Tenderer's names, withdrawals (if any) and the names of Tenderers who have not submitted their Tenders.
- e. The MPWH shall prepare, for their own records, minutes of the Tender Opening, including the information disclosed to those present in accordance with Sub-Clause 19, b, above.
- f. The MPWH will open Package -I Documents to examine the Tender to determine whether they are complete, whether the documents have been properly signed, and whether the documents are generally in order in accordance with Sub-Clause 18 of the Tender Documents.
- g. Should the Package -I Documents of the Tender be determined by the MPWH to be not in compliance with the requirements of the Tender Documents, then such Tender shall be rejected and returned to the Tenderer.
- h. Deviations and omissions will be recorded. Incomplete Package –I Documents will be returned to the Tenderer and results in termination of the Tender to participate in the subsequent phase of the Tender.

## **20. TENDER EVALUATION**

- a. Evaluation of Tender will be made by the MPWH and MPWH's representative based on the criteria briefly stipulated hereinafter.
- b. Evaluation of Tender shall be processed in "Two Stage System" as follows:
  - 1) Stage –1: Contractual and Technical Evaluation of the Package –I Documents
  - 2) Stage –2: Price appraisal of the Package –II Documents
- c. The MPWH reserve the right to accept or reject any or all Tenders and is not bound to accept the lowest priced tender. The MPWH shall not be liable for any claim regarding the procedure of the evaluation of the Tendering and shall not be bound to give any reasons for his decision to any Tenderer.

### **20-1. Stage – 1: Contractual and Technical Evaluation**

(Package –I Documents)

- a. The Tenders submitted by qualified Tenderers shall be evaluated for contractual and technical qualification.
- b. The weighting system will be utilized for technical evaluation. The Tender scoring more than the predetermined level of each evaluation item will be deemed to be technically qualified.

c. Contractual appraisal and technical evaluation shall include an examination of:

1) Power of Attorney (Enclosure No.1)

A notarized Power of Attorney issued by the Tenderer to his legal representative and signatory to the Tender Documents in accordance with Clause 10 herein.

2) Certification of submission of Tender Security (Enclosure No.2)

Certifying the Tender Security has including in Package –II Documents.

3) Joint Operation Agreement, as applicable (Enclosure No.3)

In case the Tenderer joins this Tender on joint operation bases, he shall submit the joint operation agreement, giving proof that the Tender is binding upon all the participants of the joint operation and that they are jointly and severally responsible for the tender proposal and the subsequent Contract.

4) Letter of Association, as applicable (Enclosure No.4)

In case the Tenderer, whether a single or joint contractor, utilizes a sub-contractor(s) for certain field of work, he shall submit a Letter of Association obtain from each of the participating sub-contractor(s) giving proof that the participating sub-contractor(s) will work under the control and management of the Tenderer but the Tenderer is wholly and fully responsible for the Tender and the subsequent Contract.

5) Affidavit of Site Inspection (Enclosure No.5)

6) Basic Program of the Works (Enclosure No.6)

Basic Program of Construction and installation of the Works including detailed construction schedule utilizing CPM method. The construction/installation of the Works shall be completed within twenty-four (24) months from the commencement date including all Key dates/periods stated in the Appendix “G”.

Basic Program shall including each components work program and integrated program of all components.

7) Organization and Key Personnel (Enclosure No.7).

The ability of the Tenderer to organize and manage the Project shall be evaluated to ensure the quality of performance in consideration of the time of completion of the Works.

The Organization Chart indicating all designations and positions of the construction management, exhibition specialist, and supervisory personnel including their appropriate curricula vitae, and a monthly staff manpower requirement chart for the total Contract period, divided into local and foreign personnel.

Separate sheet of Proposed Maintenance Organization Chart during the Maintenance Period under the Contract.

- 8) Outline Construction Plan and Temporary work plan (Enclosure No. 8).

The Construction plan including, layout plan for temporary works, method statement, description of sequence, and quality and safety control procedures.

A Construction Plan and Proposed Plan for Temporary Works of project sites showing the Tenderer's proposed temporary roads and access, construction plan, temporary facilities, such as, site offices, workshops, storage, etc. and temporary relocation/protection measure for existing utility lines.

The designated location of Temporary facility area to be used by the Contractor for the construction works is indicated in the Appendix "H".

The valuable Plants and Archaeological Site surround the Dead Sea Panoramic Complex Sub-project Site. Therefore, it shall be of critical importance to take some careful and appropriate measures to avoid destruction those sites during construction works.

Construction/installation plan proposed by the Tenderer will be examined from the construct ability aspect.

- 9) A List of Contractor's construction equipment to be used in the Work (Enclosure No. 9). Items such as quality, capacity and year of service and mobilization of the Contractor's equipment proposed by the Tenderer to be used for the Works shall be evaluated.

- 10) The list of major materials and plants (Enclosure No. 10).

A List of Major Materials and Plant to be incorporated into the Works as called for in the Specifications together with necessary catalogues, brochures and technical supporting details submitted by the Tenderer will be evaluated.

- 11) List of sub-contractors/suppliers (Enclosure No.11).

A List of sub-contractors/suppliers together with reference of proposed sub-contractors/suppliers submitted by the Tenderer will be evaluated.

- d. If Package-I Documents of the Tender are found not contractually and technically qualified, then the corresponding Package-II Documents of the Tender will not be opened and will be returned to the Tenderer.

## **20-2. Stage –2: Price Evaluation**

(Package –II Document)

- a. The MPWH will open the Package-II Documents of the Tenders, which have been contractually and technically qualified, in the presence of those Tenderer's authorized representative at Government Tenders Directorate, at the time and date to be notified at the address included in their Tenders.

- b. The Contractually and Technically Qualified Tenderer's authorized representatives who are present shall sign a register as evidence of attendance.
- c. The MPWH shall prepare, for their own records, minutes of the Package-II Tender Documents Opening, including the information disclosed to those present.
- d. The MPWH will open the Package-II Documents to examine Tender to determine whether they are complete, whether the documents have been properly signed, and whether the documents are generally in order.
- e. Should the Package-II Documents of the Tender be determined by the MPWH to be not in compliance with the requirements of the Tender Documents, then such Tender shall be rejected and returned to the Tenderer.
- f. At this opening, the Tenderers satisfying the requirements of Package-II Documents will have their names announced.
- g. The Tenders that have passed the contractual and technical evaluation and the foregoing requirements will then be checked arithmetically and evaluated financially.
- h. Any arithmetic errors in computation and summation will be corrected by the MPWH as follows:
  - 1) Where there is a discrepancy between amount quoted in figures and quoted in words, the amount in words will govern and
  - 2) Where there is a discrepancy between the unit rate and the total amount derived from the multiplication of the unit rate and the quantity, the unit rate as quoted will govern, unless in the opinion of the MPWH there is an obviously gross misplacement of the decimal point on the unit rate, in which event the total amount as quoted will govern and the unit rate will be corrected.
- i. The amount stated in the Tender will be adjusted by the MPWH in accordance with the above procedures for the correction of errors with the concurrence of the Tenderer, and it shall be considered as binding upon the Tenderer. If the Tenderer will not accept the corrected amount of the Tender, his Tender will be rejected and his Tender Security will be forfeited.
- j. The Tender Prices and Breakdown of Major Rates will be evaluated in comparison with the estimated cost of the Project, which has been authorized by the MPWH. Where there is a gross discrepancy between the prices of the Work in the Tender and in the MPWH estimation, the Tenderer may be asked for further clarification of his Tender.



**21. CLARIFICATION OF TENDER**

To assist the examination, evaluation and comparison of the Tender, the MPWH may ask the Tenderer for clarification of his Tender. The request for clarification and response shall be in writing and no change in the proposed prices or substance of the Tender shall be permitted.

**22. ACCEPTANCE OF TENDER**

- a. The MPWH shall accept only the Tender which is considered the most advantageous and in the best interest of the MPWH.
- b. The decision of the MPWH with respect to acceptance of Tender shall be final and no correspondence or communication on the matter will be entered into.
- c. The MPWH reserves the right to reject any or all Tenders, to waive any required formality in the Tenders received, and to disregard any Tender which is obviously unbalanced, particularly on the major items. The right is also reserved to reject the Tender of any Tenderer who has previously failed to satisfactorily perform or complete any construction contract undertaken by him.
- d. Acceptance of Tender will be communicated to the successful Tenderer by a Letter of Acceptance to the address indicated in his Tender.

**23. AWARD OF THE CONTRACT**

- a. The successful Tenderer will receive a Letter of Acceptance from the MPWH and will be required to enter into a Contract Agreement. Award of this Tender shall be subject to prior approval of the Ministry of Public Works and Housing, The Hashemite Kingdom of Jordan and JBIC.  
The MPWH reserves the right to cancel the Letter of Acceptance at any time before signing the Contract without any liability to the successful Tenderer.
- b. After receipt of the Letter of Acceptance, the successful Tenderer shall submit a Performance Security within fourteen (14) days as specified in the Conditions of Contract and sign the Contract in the form attached within the time specified in the said notice. In return for submission of the Performance Security, the Tender Security shall be released to the successful Tenderer.
- c. The awarded Tenderer shall dispatch a duly authorized person(s) at his cost to the place when the MPWH designates for negotiating and entering into a Contract Agreement.

- d. The MPWH will issue the Notice to Proceed the Work within fourteen (14) days after receipt of the Performance Security submitted by the Contractor. The commencement of the Contract will start within fourteen (14) days from the issuing date of the written Notice to Proceed the Work, when the Contractor commence the work as defined as the Date of Commencement of the Works.

## **APPENDIX**

APPENDIX A	:Schedule of Time, Rates and Conditions
APPENDIX B	:Form of Agreement
APPENDIX C	:Form of Tender Security
APPENDIX D	:Form of Performance Security
APPENDIX E	:Form of Advance Payment Security
APPENDIX F	:Drawing List
APPENDIX G	:General Construction Schedule
APPENDIX H	:Temporary Site Location
APPENDIX I	:Site Investigation Report
APPENDIX J	:Query Form
APPENDIX K	:Tender Acknowledgement
APPENDIX L	:List of Eligibility Countries

## **APPENDIX A**

### **SCHEDULE OF TIME, RATE AND CONDITIONS**

**SCHEDULE OF TIME, RATES AND CONDITIONS**

<b><u>Subject</u></b>	<b><u>Sub-Clause in Conditions of Contract</u></b>
Ruling Language	5.1 English
Period for submission of Performance Security	ITT23 b Fourteen (14) days
Period for commencement from the Employer's Letter of Acceptance	ITT 23, d Twenty-eight (28) days
Amount of Performance Security	ITT 3,a Ten percent (10%) of the total Contract Sum stated in the Contract Agreement
Currencies of Payment	ITT 15-2 Jordanian Diner
Minimum amount of third party insurance	23.2 JD. 600,000-
Period for submission of Insurance	25.1 Within twenty-eight (28) days of the commencement date
Time for Completion of the Works	43.1 Eighteen (18) months after Commencement date
Delay damages for the Works	47.1 a 1/1,000 (0.1%) of the final Contract Sum per day, in which the Contract Price is payable.
Maximum amount of liquidated damages	47.1 a Five percent (5 %) of the final Contract Sum
Defect liability period	49.1 365 Days
Number and timing of installments	60.2 Monthly progress payment
Period for Engineer's evaluation of Contractor's monthly Statement	60.2 Twenty-eight (28) days
Start repayment of Advance Payment	60.2 From first (1st) progress payment
Repayment amortization of Advance Payment	60.2 Fifteen percent (15%) from progress payments
Percentage of retention	60.2 Ten percent (10 %) of the final Contract Price
Limit of retention Money	60.3 Five percent (5%) of the Accepted Contract Sum
Payment of Retention Money	60.3 50% upon the issue of Taking-over Certificate 50% upon the expiration of Defect Liability Period
Time for Payment	60.10, b) Forty-five (45) days after delivery of payment certificate to the Employer
Plant and Materials for payment when delivered to the Site	60.11 Eighty percent (80%) of plant and materials rate
Total advance payment	60.11 Fifteen percent (15%) of the Accepted Contract Sum

## **APPENDIX B**

### **FORM OF AGREEMENT**

**THE HASHEMITE KINGDOM OF JORDAN**  
**THE MINISTRY OF TOURISM & ANTIQUITIES**

**FORM OF AGREEMENT**

**FOR**

**THE TOURISM SECTOR DEVELOPMENT PROJECT**  
**DEAD SEA PANORAMIC COMPLEX SUB-PROJECT**

**FORM OF AGREEMENT**  
**FOR**  
**CONSTRUCTION**  
**OF**  
**TOURISM SECTOR DEVELOPMENT PROJECT**  
**DEAD SEA PANORAMIC COMPLEX SUB-PROJECT**

Loan Agreement No. JO-P11

THIS FORM OF AGREEMENT made on the ----- day of -----, 2000

BY AND BETWEEN

The MINISTRY OF PUBLIC WORKS AND HOUSING of THE HASHEMITE KINGDOM OF JORDAN, Mr. Nasir Madadha, the General Director of Government Tenders Directorate , with address at Eight Circle, Albiader Street, Amman, The Hashemite Kingdom of Jordan, hereinafter referred to as the “EMPLOYER”.

AND

---

Organized and existing under the law of the -----, for this purpose represented by Mr.----- duly authorized to negotiate and sign this Contract Agreement by virtue of Power of Attorney dated -----,  
Having its office in -----,  
Hereinafter referred to as the “CONTRACTOR”.



WITNESSTH

WHEREAS the EMPLOYER is desirous that the execution and completion of the Works included in the Contract Agreement;

NOR THEREFORE BOTH PARTIES HERETO AGREE AS FOLLOWS:

1. In this Contract Agreement words and expression shall have the same meaning as are respectively assigned to them in the Contract Documents hereinafter referred to.
2. The following documents (hereinafter referred to as the "Contract Documents") shall be deemed to form and be read and as an integral part of this Contract Agreement, namely;
  - (a) The Tender and Appendix to Tender
  - (b) The Conditions of Contract
  - (c) The Specification
  - (d) The Drawings
  - (e) The Bill of Quantities
  - (f) Instructions to Tenderers
  - (g) The Notice to Tenderers
  - (h) The Letter of Acceptance
  - (i) The addenda and Supplements to any of the above documents
  - (j) The accomplished Prequalification Documents
  - (k) Ant other documents forming part of the Contract such as Letter of Approve by the Engineer, etc.
3. In consideration of the payments to be made to the CONTRACTOR as hereinafter mentioned the CONTRACTOR hereby covenants with the EMPLOYER to execute and complete the Works in conformity in all respects with the provisions of the Contract Documents.
4. The EMPLOYER hereby covenants to pay the CONTRACTOR in consideration of the execution and completion of the Works the Contract Sum at the times and in the manner prescribed in the Contract Documents.

5. The Contract Price to be paid by the EMPLOYER to the CONTRACTOR subject to the requirements of this Contract is:

amount in works Jordanian Dinar \_\_\_\_\_  
\_\_\_\_\_  
(J.D. \_\_\_\_\_)

6. The payment to the CONTRACTOR shall be made in Jordanian Dinar. The amount of Jordanian Dinar certified by THE MINISTRY OF PUBLIC WORKS AND HOUSING (MPWH) shall be paid by bank check issued by the MPWH in favor of the CONTRACTOR.

7. Advance Payment being fifteen percent (15%) of the Contract Sum in Jordanian Dinar, equal to;

amount in works Jordanian Dinar \_\_\_\_\_  
\_\_\_\_\_  
(J.D. \_\_\_\_\_)

shall be made by the EMPLOYER to the CONTRACTOR, against an invoice from the CONTRACTOR and submission of Bank Guarantee for Advance Payment acceptable to the EMPLOYER, for the amounts received.

8. The Time for Completion of the Works shall be within Eighteen (18) months from the Commencement Day.

The Defect Liability Period shall be Three Hundred Thirty Five (365) days calculated according to Sub-Clause 49.1 of the Conditions of Contract.

9. This Contact Agreement shall become effective upon the date the latest of the following conditions have been satisfied;
- a. Each of the parties shall have signed this Contract Agreement
  - b. The CONTRACTOR shall have provided to the EMPLOYER an acceptable Performance Security.
  - c. Relevant approval of this Contact Agreement has been obtained from the Government of the Hashemite Kingdom of Jordan, and concurrence by the JBIC.

IN WITNESS WHEREFORE, the parties have caused this Contract Agreement to be executed by their respective duly authorized and empowered officers, on the day and year first above written.

CONTRACTOR

THE MINISTRY OF PUBLIC WORKS AND  
HOUSING  
**Government Tenders Directorate**

---

---

Witness:

Witness:

---

---

## **APPENDIX C**

### **FORM OF TENDER SECURITY**

## FORM OF TENDER SECURITY

The Ministry of Public Works and Housing  
Government Tenders Directorate

### TENDER SECURITY

KNOWN BY ALL MEN these presents that, we, \_\_\_\_\_

\_\_\_\_\_,  
\_\_\_\_\_ agree to provide this TENDER SECURITY to the  
Ministry of Public Works and Housing of the Hashemite Kingdom of Jordan, (hereinafter referred to  
as the "EMPLOYER"), at the following terms:

1. \_\_\_\_\_,  
\_\_\_\_\_

(hereinafter referred to as the "TENDERER"), has prepared a TENDER in accordance with  
the Tender Documents for the Construction of DEAD SEA PANORAMIC COMPLEX  
SUB-PROJECT for the TOURISM SECTOR DEVELOPMENT PROJECT, and it is a  
condition of the aforesaid Tender Documents that the Tenderer shall furnish a Tender Security.

2. In submitting his Tender, the Tenderer agrees to furnish a TENDER SECURITY through the  
above named BANK in the sums of;

amount in words Jordanian Dinar \_\_\_\_\_

\_\_\_\_\_  
(J.D. \_\_\_\_\_), in accordance with Instructions to  
Tender..

3. We agree to be the GUARANTOR to the EMPLOYER for the TENDER SECURITY in the  
above sum.

4. In the Tenderer, who has submitted the Tender, does not abide by the TENDER or any related conditions contained in the Tender Documents, we agree to pay above sums to the EMPLOYER within fourteen (14) days after receiving written notification from the EMPLOYER of the default of the TENDERER.
  
5. This TENDER SECURITY is effective from \_\_\_\_\_ to \_\_\_\_\_, 2000.  
We agree that we may be requested to extend the aforementioned effective period. (The TENDER SECURITY shall be effective from the date for submission of Tenders until ninety (90) days after the date of Tender Opening and required extension thereof.)
  
6. Notification to pay shall be issued by the EMPLOYER not later than thirty (30) days after the expiry date of the TENDER SECURITY.
  
7. This TENDER SECURITY will be ineffective if;
  - a. The TENDERER has accomplished his works in accordance with the Tender Documents even if the expiry date is not due yet.
  
  - b. No notification to pay is issued by the EMPLOYER after thirty (30) days from the expiry date of the TENDER SECURITY and is no longer effective.

8. The TENDER SECURITY shall be returned to us after the Security has been fulfilled or becomes ineffective.

IN WITNESS WHEREOF, the authorized representative of the \_\_\_\_\_  
\_\_\_\_\_, has hereunto affixed his signature, this  
date \_\_\_\_\_, 2000.

Signature: \_\_\_\_\_

Name of Signatory: \_\_\_\_\_

Position: \_\_\_\_\_

Note: to be signed and sealed by the authorized representative of the Guarantor.

## **APPENDIX D**

### **FORM OF PERFORMANCE SECURITY**



## FORM OF PERFORMANCE SECURITY

The Ministry of Public Works and Housing  
Government Tenders Directorate

### PERFORMANCE SECURITY

1. WHEREAS the Ministry of Public Works and Housing of the Hashemite Kingdom of Jordan, (hereinafter referred to as the "EMPLOYER") has awarded a Contract for the TOURISM SECTOR DEVELOPMENT PROJECT, DEAD SEA PANORAMIC COMPLEX SUB-PROJECT to \_\_\_\_\_

\_\_\_\_\_, (hereinafter referred to as the "CONTRACTOR") in the sums of :

amount in words Jordanian Dinar, \_\_\_\_\_

(J.D. \_\_\_\_\_)

2. WHEREAS the CONTRACTOR is bound by the said Contract to submit to the EMPLOYER a PERFORMANCE SECURITY for the amount of :

amount in words Jordanian Dinar, \_\_\_\_\_

(J.D. \_\_\_\_\_), which is correspond to ten percent (10%) of the Contract Sum.

3. Now, We, underwriters responsible and representative of

---

(hereinafter referred to as the “GUARANTOR”) and fully authorized to sign and to incur obligation in the name of the GUARANTOR, hereby declare that the GUARANTOR shall guarantee the EMPLOYER the full amount as set forth Clause 2 above.

4. After the CONTRACTOR has signed the Contract Agreement with the EMPLOYER, the GUARANTOR shall be liable to pay the full amount as aforesaid upon first written demand from the EMPLOYER if the CONTRACTOR fails to comply with the terms and conditions of the Contract.

Provided always that no alteration in terms and conditions of the Contract Agreement between the EMPLOYER and the CONTRACTOR or in the nature of the Works to be constructed, completed and maintained thereunder and no allowance of time by the EMPLOYER under the Contract nor any forbearance or forgiveness in or respect of any matter concerning the Contract on the part of the EMPLOYER shall in any way release the GUARANTOR from any liability under this SECURITY.

The GUARANTOR shall deliver the said amount to the EMPLOYER immediately without delay against your receipt accompanied by your written statement certifying that the CONTRACTOR failed to comply with the Contract terms and conditions and without it being necessary to give any reason.

5. The GUARANTOR shall be valid for the whole of the Time for Completion and any extension thereof, the Defect Liability Period and for the period thereafter until the receipt by the CONTRACTOR of a Defect Liability Certificate issued in accordance with Conditions of Contract Sub-Clause 62.1.

6. If at any during the validity period of the SECURITY, the EMPLOYER grants an extension of time to the CONTRACTOR, or the Contract, the GUARANTOR shall extend this SECURITY under the same conditions for the required time.
  
7. Until the EMPLOYER shall issue an instruction to the GUARANTOR to the effect that this SECURITY may be released, the GUARANTOR undertakes, notwithstanding the validity period as stated in Clause 5 herein, to extend the validity under the same conditions for successive period at a time and to forward the appropriate extension to the EMPLOYER.
  
8. As a declaration of good faith, the legal representative of the GUARANTOR hereby signs, seals and delivers this SECURITY on the date \_\_\_\_\_ , \_\_\_\_\_, 2000.

In witness whereof, the authorized representative of the

Has hereunder affixed his signature, this date \_\_\_\_\_ , \_\_\_\_\_, 2000.

Signature: \_\_\_\_\_

Name of Signatory: \_\_\_\_\_

Position: \_\_\_\_\_

Note: to be signed and sealed by authorized representative of the Guarantor.

## **APPENDIX E**

### **FORM OF ADVANCE PAYMENT SECURITY**

## FORM OF ADVANCE PAYMENT SECURITY

The Ministry of Public Works and Housing  
Government Tenders Directorate

### ADVANCE PAYMENT BANK SECURITY

1. WHEREAS the Ministry of Public Works and Housing of the Hashemite Kingdom of Jordan, (hereinafter referred to as the "EMPLOYER") has signed a Contract Agreement with : (hereinafter referred to as the "CONTRACTOR") for the TOURISM SECTOR DEVELOPMENT PROJECT, DEAD SEA PANORAMIC COMPLEX SUB-PROJECT on \_\_\_\_  
\_\_\_\_\_, 2000, and,
2. WHEREAS according to the Contract, an Advance Payment equivalent to fifteen percent (15%) of the Contract Sum (hereinafter referred to as the "ADVANCE PAYMENT") shall be paid by the EMPLOYER to the CONTRACTOR.
3. Now, We, underwriters responsible and representative of \_\_\_\_\_  
\_\_\_\_\_, \_\_\_\_\_  
(hereinafter referred to as the "GUARANTOR") and fully authorized to sign and to incur obligation in the name of the GUARANTOR, hereby declare that the GUARANTOR shall guarantee the EMPLOYER up to the full amounts of;  
  
amount in words Jordanian Dinar, \_\_\_\_\_  
\_\_\_\_\_  
(J.D. \_\_\_\_\_ ), which is correspond to fifteen percent (15%) of the Contract sum.

4. If the CONTRACTOR, after receiving the ADVANCE PAYMENT, should fail to commence or continue the Works or refuse to repay or default in the repayments of the ADVANCE PAYMENT, whatever the reason, the GUARANTOR shall forthwith return to the EMPLOYER the whole, or the remaining ADVANCE PAYMENT after deduction of any of the ADVANCE PAYMENT received by the EMPLOYER. The GUARANTOR shall deliver the money owed to the EMPLOYER upon the EMPLOYER's first demand, without delay and without the necessity of a previous notice, or judicial procedure and without it being necessary to prove to the GUARANTOR the shortcoming of the CONTRACTOR.
  
5. We understand that the total amount of this SECURITY may be successively reduced but only after each payment by the CONTRACTOR has been made in accordance with the requirements of the Contract and then only after we have received a written official notification from the EMPLOYER of the amount of reduction that shall be applied.
  
6. This SECURITY shall remain valid until the EMPLOYER shall issue a written instruction to us to the effect that the CONTRACTOR has completely discharged his payment obligation under the aforementioned Contract excluding fourteen day (14) days claim period.
  
7. The GUARANTOR hereby waives the priority right to claim for attachment and disposal of the property of Debtor for the settlement of the obligation of Debtor prior to the payment of the guaranteed amount.
  
8. This Security is hereby execute by seal and hand by the responsible representative of the GUARANTOR this \_\_\_\_\_ day of \_\_\_\_\_, 2000.

Signature: \_\_\_\_\_

Name of Signatory: \_\_\_\_\_

Position: \_\_\_\_\_

Note: to be signed and sealed by authorized representative of the Guarantor.

## **APPENDIX F**

### **DRAWING LIST**

**DRAWING LIST**

**Architecture Drawings**

NO.	DRAWING NO.	DRAWING TITLE	SCALE
1		COVER	
2	DSPC-A-001	PROJECT TITLE, DRAWING LIST	NTS
3	DSPC-A-002	FINISHING SCHEDULE	NTS
4	DSPC-A-003	FLOOR AREA SCHEDULE	1/200
5	DSPC-A-004	SITE LOCATION MAP	NTS
6	DSPC-A-005	EXISTING TOPOGRAPHIC MAP	1/1500
7	DSPC-A-101	MASTER SITE PLAN	1/1250
8	DSPC-A-102	SITE PLAN	1/250
9	DSPC-A-103	SITE GRADING PLAN	1/250
10	DSPC-A-104	MASTER PLAN/WATER DISCHARGE & DETAILS	1/300
11	DSPC-A-105	GENERAL BASEMENT FLOOR PLAN	1/200
12	DSPC-A-106	GENERAL GROUND FLOOR PLAN	1/200
13	DSPC-A-107	GENERAL ROOF PLAN	1/200
14	DSPC-A-108	GENERAL TOP ROOF PLAN	1/200
15	DSPC-A-201	GENERAL ELEVATIONS	1/200
16	DSPC-A-202	GENERAL ELEVATIONS	1/200
17	DSPC-A-203	GENERAL SECTIONS	1/200
18	DSPC-A-301	BASEMENT FLOOR PLAN/RESTAURANT	1/100
19	DSPC-A-302	BASEMENT FLOOR PLAN/TRANSFORMER, GENERATOR & WATER TANK	1/100
20	DSPC-A-303	GROUND FLOOR PLAN (1)/MUSEUM	1/100
21	DSPC-A-304	GROUND FLOOR PLAN (2)/RAMP	1/100
22	DSPC-A-305	GROUND FLOOR PLAN (3)/RESTAURANT	1/100
23	DSPC-A-306	ROOF FLOOR PLAN (1)/MUSEUM	1/100
24	DSPC-A-307	ROOF FLOOR PLAN (2)/RESTAURANT	1/100
25	DSPC-A-308	TOP ROOF PLAN - RAIN WATER DRAINAGE (1) / MUSEUM	1/100



**DRAWING LIST**

APPENDIX F

**Architecture Drawings**

<b>NO.</b>	<b>DRAWING NO.</b>	<b>DRAWING TITLE</b>	<b>SCALE</b>
26	DSPC-A-309	TOP ROOF PLAN - RAIN WATER DRAINAGE (2) /RAMP	1/100
27	DSPC-A-310	TOP ROOF PLAN - RAIN WATER DRAINAGE (3) / RESTAURANT	1/100
28	DSPC-A-350	TOILETS	1/50
29	DSPC-A-401	ELEVATIONS	1/100
30	DSPC-A-402	ELEVATIONS	1/100
31	DSPC-A-403	ELEVATIONS	1/100
32	DSPC-A-404	ELEVATIONS	1/100
33	DSPC-A-405	SECTIONS	1/100
34	DSPC-A-406	SECTIONS	1/100
35	DSPC-A-407	SECTIONS	1/100
36	DSPC-A-408	TRANFORMER, GENERATOR & WATER TANK/SECTION & ELEVATION	1/50
37	DSPC-A-451	WALL SECTION(1)	AS SHOWN
38	DSPC-A-452	WALL SECTION(2)	1/20
39	DSPC-A-453	WALL SECTION(3,4)	AS SHOWN
40	DSPC-A-454	WALL SECTION(5)	1/50
41	DSPC-A-455	WALL SECTION(6)	1/20
42	DSPC-A-456	WALL SECTION(7,8,9)	1/50
43	DSPC-A-457	CONSTRUCTION DETAILS/OPEN CORRIDOR	AS SHOWN
44	DSPC-A-458	CONSTRUCTION DETAILS/COLUMNS	1/20
45	DSPC-A-501	GROUND FLOOR CEILING PLAN (1) /MUSEUM	1/100
46	DSPC-A-502	GROUND FLOOR CEILING PLAN (2) / RAMP	1/100
47	DSPC-A-503	GROUND FLOOR CEILING PLAN (3) / RESTAURANT	1/100
48	DSPC-A-601	GROUND FLOOR TILING PLAN (1) / MUSEUM	1/100
49	DSPC-A-602	GROUND FLOOR TILING PLAN (2) / RAMP	1/100
50	DSPC-A-603	GROUND FLOOR TILING PLAN (3) / RESTAURANT	1/100
51	DSPC-A-701	BASEMENT FLOOR DOORS AND WINDOWS KEY PLAN / RESTAURANT	1/100

**DRAWING LIST**

APPENDIX F

**Architecture Drawings**

<b>NO.</b>	<b>DRAWING NO.</b>	<b>DRAWING TITLE</b>	<b>SCALE</b>
52	DSPC-A-702	BASEMENT FLOOR DOORS AND WINDOWS KEY PLAN / TRANSFORMER, GENERATOR & WATER TANK	1/100
53	DSPC-A-703	GROUND FLOOR DOORS AND WINDOWS KEY PLAN (1) / MUSEUM	1/100
54	DSPC-A-704	GROUND FLOOR DOORS AND WINDOWS KEY PLAN (2) / RESTAURANT	1/100
55	DSPC-A-705	ROOF FLOOR DOORS AND WINDOWS KEY PLAN (1) / MUSEUM	1/100
56	DSPC-A-706	ROOF FLOOR DOORS AND WINDOWS KEY PLAN (2) / RESTAURANT	1/100
57	DSPC-A-707	DOORS AND WINDOWS SCHEDULE / TIMPER DETAILS	AS SHOWN
58	DSPC-A-708	DOORS AND WINDOWS SCHEDULE / TIMPER DETAILS	1/50
59	DSPC-A-709	DOORS AND WINDOWS SCHEDULE / ALUMINIUM & TEMPERED GLASS DETAILS	AS SHOWN
60	DSPC-A-710	DOORS AND WINDOWS SCHEDULE / STEEL DETAILS	AS SHOWN
61	DSPC-A-711	DOORS AND WINDOWS SCHEDULE / STEEL DETAILS	1/50
62	DSPC-A-712	DOORS AND WINDOWS SCHEDULE / STEEL DETAILS	1/50
63	DSPC-A-713	DOORS SCHEDULE / LAMINATED WOOD DETAILS	AS SHOWN
64	DSPC-A-801	GROUND FLOOR FURNITURE PLAN (1) / MUSUEM	1/100
65	DSPC-A-802	GROUND FLOOR FURNITURE PLAN (2) / RESTAURNT	1/100
66	DSPC-A-901	SITE SUPERVISION OFFICE	1/100
67	DSPC-A-D01	DETAILS	AS SHOWN
68	DSPC-A-D02	DETAILS	1/20
69	DSPC-A-D03	DETAILS	1/25
70	DSPC-A-D04	DETAILS	AS SHOWN
71	DSPC-A-D05	DETAILS	AS SHOWN
72	DSPC-A-D06	DETAILS	N.T.S
<b>SIGNAGE WORKS</b>			
73	DSPC-SG-001	GRAOUND FLOOR SIGNAGE KEY PLAN (1) / MUSEUM	1/100
74	DSPC-SG-002	GRAOUND FLOOR SIGNAGE KEY PLAN (2) / RESTAURANT	1/100
75	DSPC-SG-003	SINGNAGE SCHEDULE	1/10

**DRAWING LIST**

APPENDIX F

**Architecture Drawings**

<b>NO.</b>	<b>DRAWING NO.</b>	<b>DRAWING TITLE</b>	<b>SCALE</b>
76	DSPC-SG-004	SINGNAGE LOCATIONS	1/50
<b>EXHIBITION WORKS</b>			
77	DSPC-EX-001	EXHIBITION PLAN	1/100
78	DSPC-EX-002	EXHIBITION DETAILS	AS SHOWN
79	DSPC-EX-003	EXHIBITION DETAILS	AS SHOWN
80	DSPC-EX-004	EXHIBITION DETAILS	AS SHOWN
81	DSPC-EX-005	DEAD SEA SCROLL & SHOWCASE DETAILS	AS SHOWN
82	DSPC-EX-006	DEAD SEA SCROLL & SHOWCASE DETAILS	AS SHOWN
83	DSPC-EX-007	PLAN OF AUDIO VISUAL EQUIPMENT SYSTEMS & GLASS PANELS	AS SHOWN
84	DSPC-EX-008	PLAN OF AUDIO VISUAL EQUIPMENT SYSTEMS & GLASS PANELS	N.T.S
<b>LANDSCAPE WORKS</b>			
85	DSPC-LS-001	MASTER PLAN	1/1250
86	DSPC-LS-002	SITE PLAN	1/250
87	DSPC-LS-003	DIMENSIONS AND LEVELS PLAN	1/250
88	DSPC-LS-004	GRADING PLAN	1/250
89	DSPC-LS-005	PAVING MATERIALS & KEY PLAN	1/250
90	DSPC-LS-006	PLANTING PLAN & PLANTING SCHEDULE	1/250
91	DSPC-LS-007	LANDSCAPE DETAILS	AS SHOWN
92	DSPC-LS-008	LANDSCAPE DETAILS	AS SHOWN
93	DSPC-LS-009	LANDSCAPE DETAILS	AS SHOWN
94	DSPC-LS-010	LANDSCAPE DETAILS	AS SHOWN
95	DSPC-LS-011	LANDSCAPE DETAILS	AS SHOWN
96	DSPC-LS-012	LANDSCAPE DETAILS	AS SHOWN

**DRAWING LIST**

APPENDIX F

**Structural Drawings**

<b>NO.</b>	<b>DRAWING NO.</b>	<b>DRAWING TITLE</b>	<b>SCALE</b>
97	DSPC-S-001	STRUCTURAL NOTES	....
98	DSPC-S-002	STRUCTURAL NOTES	....
99	DSPC-S-003	RESTAURANT FOUNDATION PLAN	1/100
100	DSPC-S-004	CORRIDOR PANELS FOUNDATION PLAN	1/100
101	DSPC-S-005	MUSEUM FOUNDATION PLAN	1/100
102	DSPC-S-006	RESTAURANT AXIS PLAN	1/100
103	DSPC-S-007	CORRIDOR AXIS PLAN	1/100
104	DSPC-S-008	MUSEUM AXIS PLAN	1/100
105	DSPC-S-009	RESTAURANT SLAB ON GRADE PLAN	1/100
106	DSPC-S-010	MUSEUM SLAB ON GRADE PLAN	1/100
107	DSPC-S-011	FOUNDATION STRUCTURAL DETAILS	1/20
108	DSPC-S-012	RESTAURANT REINFORCEMENT SLAB PLAN	1/100
109	DSPC-S-013	MUSEUM REINFORCEMENT SLAB PLAN-1	AS SHOWN
110	DSPC-S-014	MUSEUM REINFORCEMENT SLAB PLAN-2	AS SHOWN
111	DSPC-S-015	CORRIDOR REINFORCEMENT SLAB PLAN	AS SHOWN
112	DSPC-S-016	BEAM STRUCTURAL DETAILS-1	1/20
113	DSPC-S-017	BEAM STRUCTURAL DETAILS-2	1/20
114	DSPC-S-018	BEAM STRUCTURAL DETAILS-3	1/20
115	DSPC-S-019	BEAM STRUCTURAL DETAILS-4	1/20
116	DSPC-S-020	BEAM STRUCTURAL DETAILS-5	1/20
117	DSPC-S-021	BEAM STRUCTURAL DETAILS-6	1/20
118	DSPC-S-022	PUMP STATION & GENERATOR FOUNDATION PLAN & DETAILS	AS SHOWN
119	DSPC-S-023	PUMP STATION & GENERATOR REINFORCEMENT OF SLAB PLAN & DETAILS	AS SHOWN
120	DSPC-S-024	IMPERVIOUS CESS POOL STRUCTURAL DETAILS	1/25
121	DSPC-S-025	RESTAURANT BASEMENT PLAN STRUCTURAL DETAILS	AS SHOWN

**DRAWING LIST**

**Structural Drawings**

<b>NO.</b>	<b>DRAWING NO.</b>	<b>DRAWING TITLE</b>	<b>SCALE</b>
122	DSPC-S-026	SITE SUPERVISION OFFICE	AS SHOWN
<b>ROADS WORKS</b>			
123	DSPC-R-001	PLAN PROFILE	AS SHOWN
124	DSPC-R-002	ROAD MARKING DETAILS	AS SHOWN
125	DSPC-R-003	SIGNS & SIGN SUPPORT DETAILS	AS SHOWN
126	DSPC-R-004	TYPICAL CROSS SECTION	AS SHOWN
127	DSPC-R-005	TYPICAL SUPER ELEVATED SECTION	AS SHOWN

**DRAWING LIST**

APPENDIX F

**Mechanical Drawings**

<b>NO.</b>	<b>DRAWING NO.</b>	<b>DRAWING TITLE</b>	<b>SCALE</b>
<b>MECHANICAL DRAWINGS</b>			
128	DSPC-M-000	LEGEND & NOTES	N.T.S
129	DSPC-M-001	BASEMENT FLOOR PLAN HVAC LAYOUT	1/100
130	DSPC-M-002	GROUND FLOOR PLAN HVAC LAYOUT-1	1/100
131	DSPC-M-003	GROUND FLOOR PLAN HVAC LAYOUT-3	1/100
132	DSPC-M-004	ROOF PLAN HVAC LAYOUT-1	1/100
133	DSPC-M-005	ROOF PLAN HVAC LAYOUT-3	1/100
134	DSPC-M-006	HVAC EQUIPMENT SCHEDULE	N.T.S
135	DSPC-M-007	THERMAL INSULATION	N.T.S
136	DSPC-M-008	HVAC SECTION	1/20
137	DSPC-M-009	MECHANICAL DETAILS	N.T.S
138	DSPC-M-010	MECHANICAL DETAILS	N.T.S
<b>PLUMBING WORKS</b>			
139	DSPC-P-000	LEGEND & NOTES	N.T.S
140	DSPC-P-001	BASEMENT FLOOR PLAN MECHANICAL WORKS	1/100
141	DSPC-P-002	GROUND FLOOR PLAN DRAINAGE LAYOUT-1	1/100
142	DSPC-P-003	GROUND FLOOR PLAN DRAINAGE LAYOUT-2	1/100
143	DSPC-P-004	GROUND FLOOR PLAN DRAINAGE LAYOUT-3	1/100
144	DSPC-P-005	GROUND FLOOR PLAN WATER LAYOUT-1	1/100
145	DSPC-P-006	GROUND FLOOR PLAN WATER LAYOUT-2	1/100
146	DSPC-P-007	GROUND FLOOR PLAN WATER LAYOUT-3	1/100
147	DSPC-P-008	BASEMENT WET AREA DETAILS	1/50
148	DSPC-P-009	BASEMENT WET AREA DETAILS	1/50
149	DSPC-P-010	GROUND FLOOR WET AREA DETAILS	1/50

**DRAWING LIST**

APPENDIX F

**Mechanical Drawings**

<b>NO.</b>	<b>DRAWING NO.</b>	<b>DRAWING TITLE</b>	<b>SCALE</b>
150	DSPC-P-011	GROUND FLOOR WET AREA DETAILS	1/50
151	DSPC-P-012	GROUND FLOOR WET AREA DETAILS	1/50
152	DSPC-P-013	GROUND FLOOR WET AREA DETAILS	1/50
153	DSPC-P-014	BASEMENT FLOOR PLAN LPG LAYOUT	1/100
154	DSPC-P-015	GROUND FLOOR PLAN LPG LAYOUT	1/100
155	DSPC-P-016	BASEMENT FLOOR FIRE PROTECTION LAYOUT	1/100
156	DSPC-P-017	GROUND FLOOR FIRE PROTECTION LAYOUT	1/100
157	DSPC-P-018	GROUND FLOOR FIRE PROTECTION LAYOUT	1/100
158	DSPC-P-019	GROUND FLOOR FIRE PROTECTION LAYOUT	1/100
159	DSPC-P-020	WATER TANKS & PUMP HOUSE FLOOR PLAN/ MECHANICAL WORKS	1/100
160	DSPC-P-021	WATER TANKS SECTION & PUMP HOUSE EQUIPMENT SCHEDULE	1/100
161	DSPC-P-022	SITE PLAN MECHANICAL WORKS	1/250
162	DSPC-P-023	PLUMBING DETAILS	N.T.S
163	DSPC-P-024	PLUMBING DETAILS	N.T.S
164	DSPC-P-025	GAS CHEMATIC DIAGRAM	N.T.S
165	DSPC-P-025	PLUMBING DETAILS	N.T.S

**DRAWING LIST**

**Electrical Drawings**

<b>NO.</b>	<b>DRAWING NO.</b>	<b>DRAWING TITLE</b>
166	DSPC-E-001	LEGEND
167	DSPC-E-002	GROUND FLOOR / LIGHTING LAYOUT (MUSEUM)
168	DSPC-E-003	GROUND FLOOR / LIGHTING LAYOUT (RAMP)
169	DSPC-E-004	GROUND FLOOR / LIGHTING LAYOUT (RESTAURANT)
170	DSPC-E-005	GROUND FLOOR / POWER LAYOUT (MUSEUM)
171	DSPC-E-006	GROUND FLOOR / POWER LAYOUT (RESTAURANT)
172	DSPC-E-007	BASEMENT FLOOR / LIGHTING, FIRE ALARM & TELEPHONE LAYOUT
173	DSPC-E-008	BASEMENT FLOOR / POWER LAYOUT
174	DSPC-E-009	GROUND FLOOR / FIRE ALARM AND TELEPHONE LAYOUT (MUSEUM)
175	DSPC-E-010	GROUND FLOOR / FIRE ALARM AND TELEPHONE LAYOUT (RAMP)
176	DSPC-E-011	GROUND FLOOR / FIRE ALARM AND TELEPHONE LAYOUT (RESTAURANT)
177	DSPC-E-012	GROUND FLOOR / PUBLIC ADDRESS, AUDIO-VIDEO PROJECTION & SECURITY SYSTEM (MUSEUM)
178	DSPC-E-013	GROUND FLOOR / PUBLIC ADDRESS SYSTEM (RAMP)
179	DSPC-E-014	GROUND FLOOR / PUBLIC ADDRESS SYSTEM (RESTAURANT)
180	DSPC-E-015	ROOF PLAN/ POWER LAYOUT (MUSEUM)
181	DSPC-E-016	ROOF PLAN/ POWER LAYOUT (RESTAURANT)
182	DSPC-E-017	SITE PLAN / LIGHTING LAYOUT
183	DSPC-E-018	SITE PLAN / LIGHTING LAYOUT
184	DSPC-E-019	WATER TANK, GENERATOR & PUMPING ROOM ELECTRICAL WORKS
185	DSPC-E-020	EXTERNAL LIGHTING PANEL DETAILS & DETAILS FOR LOCATION OF LIGHTING FIXTURE ST & R1
186	DSPC-E-021	RISERS AND DETAILS
187	DSPC-E-022	PANEL BOARDS
188	DSPC-E-023	PANEL BOARDS
189	DSPC-E-024	SITE PLAN / MAIN LOW TENSION CABLE ROUTING



## **APPENDIX G**

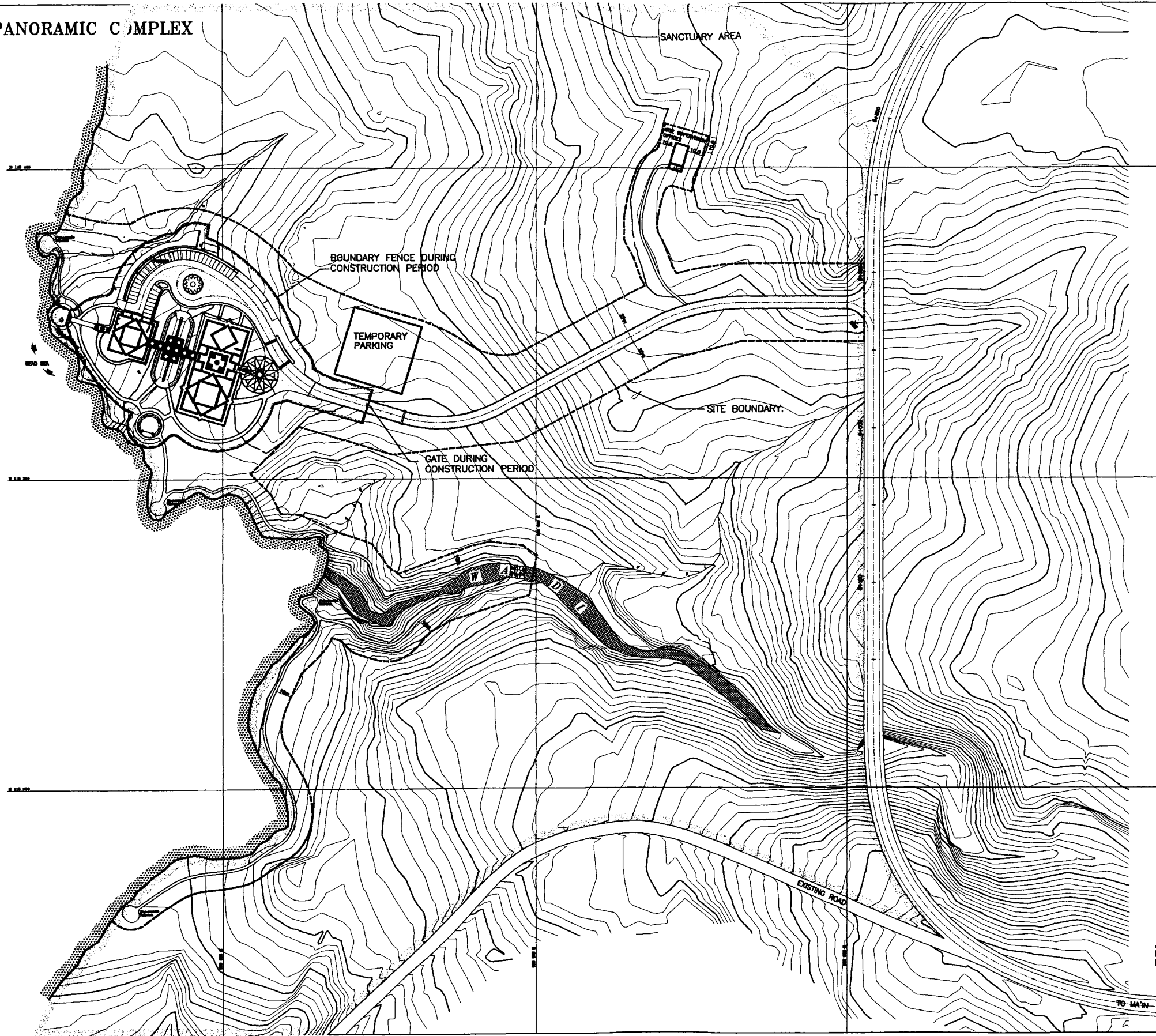
### **GENERAL CONSTRUCTION SCHEDULE**



## **APPENDIX H**

### **TEMPORARY SITE LICATION**

# DEAD SEA PANORAMIC COMPLEX



**Project:**  
 Tourism Sector Development Project  
 in the Hashemite Kingdom of Jordan

**Executing Agency:**  
 The Ministry of Tourism and Antiquities  
 The Ministry of Planning

**SUB-PROJECT:**  
 Dead Sea Panoramic Complex

**Note:**  
 This detailed design has been executed by  
 a team of consultants as shown below in  
 accordance with the agreement between  
 Japan International Cooperation Agency  
 (JICA) and JICA Study Team.  
 The copyright of this drawing rests with JICA.

**NOTES:**

----- CONSTRUCTION FENCE BOUNDARY  
 INDICATES PROPOSED  
 CONSTRUCTION AREA TO BE FENCED.  
 NO CONSTRUCTION ACTIVITIES,  
 MATERIALS OR VEHICLES BEYOND  
 FENCE AREA.

----- SITE BOUNDARY.

..... SANCTUARY AREA



**Designed by:**  
 Japan International Cooperation  
 Agency (JICA)

**JICA Study Team:**  
 Joint Venture of  
 Pacific Consultants International and  
 Yamashita Sekkel Inc.

**Subcontracted Local Consultant:**

**consolidated consultants**  
 engineering & environment  
 Tel: 4612377 - Fax: 4612380 - AMMAN - JORDAN

**MASTER PLAN**

Drawing Title:

Scale: 1/1250      Drawing No.: DSPCA-101

## **APPENDIX I**

### **SITE INVESTIGATION REPORT**

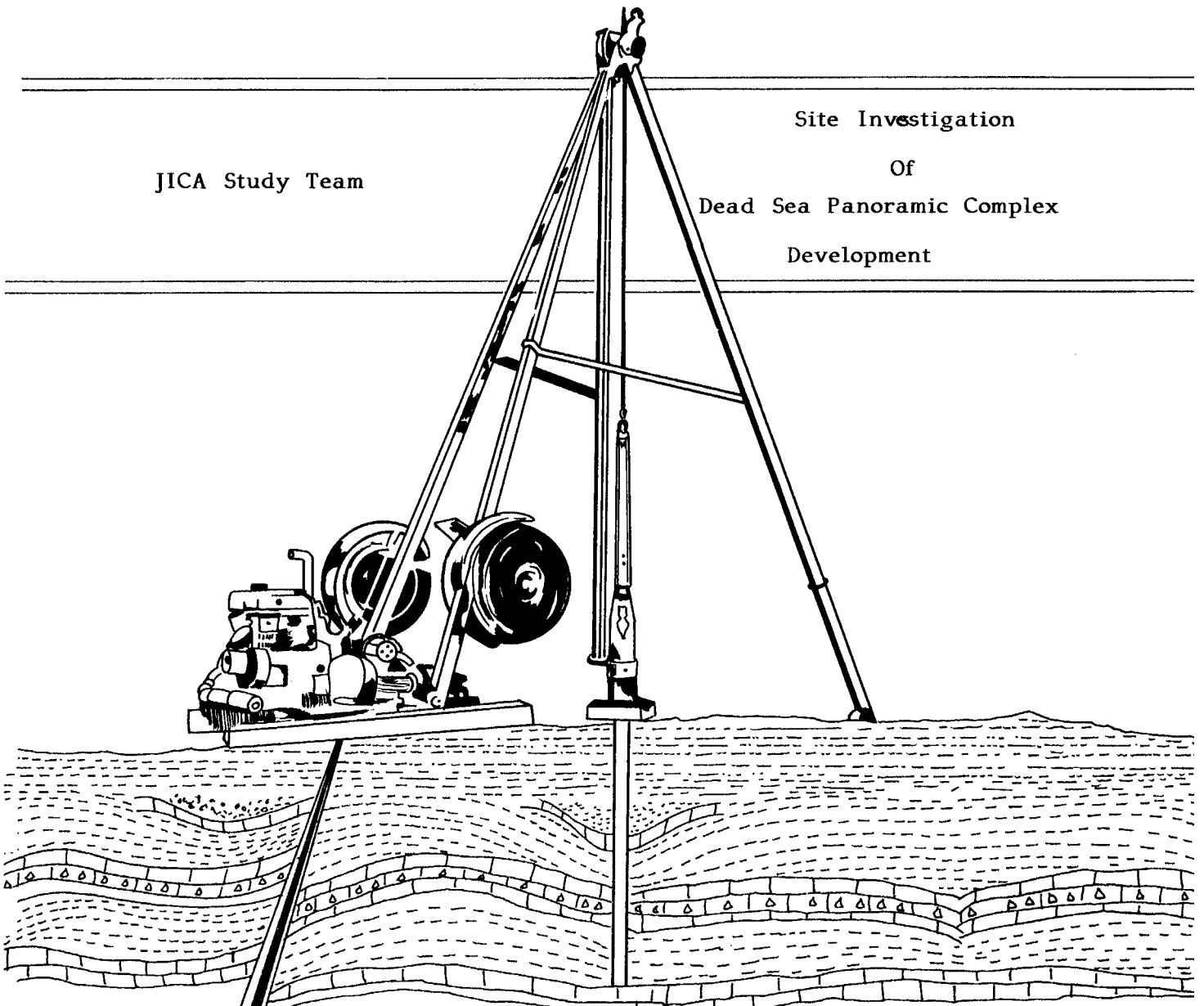
# **S**TOUKAN AND SAKET **Geo- Research** Foundation Engineering & Material Testing

---

JICA Study Team

Site Investigation  
Of  
Dead Sea Panoramic Complex  
Development

---



## TOUKAN & SAKET

Geo - Research & Foundation  
Engineering Office

Drilling , Sampling , Testing  
Engineering Geology , Foundations,  
Geomechanics,  
& Material Testing



مكتب طوقان والساكت  
للدراستات الهندسية الجيولوجية والأساسات  
تنقيب ، اخذ عينات ، تحليل ،  
مسح هندسي جيولوجي ، دراسة  
اساسات وميكانيكا الصخور والتربة  
وفحص الموارد

Ref : R99/18/1999

Date: 19/6/1999

**Messrs : JICA Study Team**

**Site Investigation**  
**Of**  
**Dead Sea Panoramic Complex Development**

Dear Sirs,

Upon your request, concerning the above mentioned project , we have the honour to submit for your consideration the attached report in which we summarized the results of the investigation undertaken by our firm.

We take the opportunity to express to you our highest consideration

Best Regards

Sincerely yours,  
Toukan & Saket



---

**Site Investigation**  
**Of**  
**Dead Sea Panoramic Complex Development**

**1.0 Introduction**

Upon the request of Messrs. JICA Study Team , sub-soil investigation was carried out at the proposed site in accordance with the British Standards Specification, CP 2001 for site investigation and with the Jordanian Code .

The investigation was carried out by performing 4 boreholes, drilled at locations determined by the geotechnical Engineer to a depth of 10.0 meters each .

The proposed structure is panoramic complex over viewing the dead sea .

The site of the structure is semi flat . ( see site plan , figure - 1 )

**2.0 Scope of Work**

The purpose of this study was to determine the ground conditions at the site , in order to provide full information about the ground conditions and geotechnical properties of foundation materials and all other information that would assists in the Engineer in the design of proper and safe foundation .





### **The works included the following**

- Setting up locations of boreholes.
- Drilling 4 boreholes and carrying out the necessary field tests.
- Recovery of disturbed representative samples .
- Carrying out the required laboratory tests.

Analysis of the site investigation data, laboratory testing and geotechnical interpretation form the basis of this report.

### **3.0 General Geology**

The exposed rock within the study area is a clastic sedimentary rocks , belong to kurnub sandstone group of lower Cretaceous in age . These rocks characterized by white . medium to coarse – grained and pebbly , planar cross – bedded sandstone passing up ward to trough cross – bedding sandstones . The upper part is varicoloured and medium - grained with burrow – mottled horizons and both planar and trough cross – bedding to ward the top channels with plants fragment are common .

The sandstone rocks formed a very high cliff near to the Dead Sea , many circumferrential joints and rock falls were observed at the cliff edge . ( Figure 2 ) .



#### **4.0 Method of Investigation**

All drilling, sampling and testing were performed in accordance with the British Standards, CP 2001.

The sub-surface was explored by using Simco 280 type rig advance by rotary drilling allowing the performance of Standard and cone penetration tests and taking representative samples.

Dry drilling to refusal in boreholes was used to recover representative samples.

The boreholes were monitored for any ingress of water during dry drilling.

Representative soil samples were obtained during the drilling operation and were placed in tight plastic bags and wooden boxes for description.

Standard and cone penetration tests were carried out in accordance with the BS Standards 1377(Test 19 ) and the results were recorded on the boreholes logs at depths to which they refer.

The penetration tests were executed with 2 inches standard sampling spoon with catchers and driven by dropping a 140 lbs. Weight hammer with a 30 inches fall height. The 2 inches diameter spoon was lowered to the bottom of the boreholes and penetrated about 6 inches in the materials, whereupon the penetration test was started.

The "N" value is the number of blows required to produce one foot of penetration.

In defining the density of the non-cohesive materials, very loose material was considered to have standard penetration values less than 4 blows per foot, loose, between 4 and 10 blows per foot, medium dense, between 10 and 30 blows per foot, dense, between 30 and 50 blows per foot , and very dense, more than 50 blows per foot .



## **5.0 Field Works**

### **5.1 Drilling**

The locations of boreholes were chosen so as to represent the study area and provide as much information as possible.

A total of 4 boreholes were drilled . The locations of the drilled boreholes are shown on the attached plan .

The positioning and depth of the boreholes were determined by the geotechnical Engineer .

### **5.2 Sampling**

Continuous samples of the drilled materials were collected at regular depth intervals of 1.0m and at each lithological change of the material . The samples were labeled, described and logged. Representative samples were also obtained for laboratory testing and classification .

### **5.3 Insitu Testing**

In order to obtain an estimate of the density insitu , cone Penetration tests were performed on the foundation material .

The penetration tests results indicate that the penetrated material is very dense with the CPT, "N" value, more than 30 blows per foot . (see borehole logs ).

Refusal results were obtained on strongly cemented parts of the sandstone .



#### **5.4 Drilling Results**

The drilled boreholes show that the penetrated rock is mainly vari-coloured sandstone of kurnub group . The upper 1-1.5m of the bedrock is strongly cemented while the lower part is very weakly cemented , friable sandstone .

For more details see borehole logs .

- No cavities or water table were detected in any of the drilled boreholes . Only jointed rock was encountered where partial loss of drilling air circulation was observed .

#### **6.0 Geomechanics**

A laboratory testing program was devised and performed on representative samples obtained from the study area , to establish the engineering properties of the material involved. The only tests that could be performed on such material are :

- Grainsize analysis
- Unconfined compression test
- Direct shear test
- Compaction
- California Bearing Ratio

The results of the grainsize analysis of the tested samples are summarized in (Table 1). The material is composed of and silt, between 2.9 % and 5.6 % , sand between 86.6% and 95.4 and gravel between 00% and 9.6 % .

The unconfined compressive strength of the tested samples show a range between 230 kg/cm<sup>2</sup> and 259 kg/cm<sup>2</sup> ( table 2 ) .

The direct shear test performed on remoulded samples of sandy material obtained from the drilled boreholes , show that the cohesion is 0.0 with a peak friction angles between 35 and 42 degrees . The results are summarized in table (3) and shown as curves .



The specific gravity of the tested samples show a range between 2.641 and 2.652 ( Table 4 ) .

The compaction tests performed on a two samples obtained from the surface, show that the maximum dry density is ranged between 1.95gr/cm<sup>3</sup> and 2.0gr/cm<sup>3</sup> with an optimum moisture content of 3.8 % to 4.0 % . The results are presented as curves and summarized on table (5) attached .

The CBR values of the same samples ranged between 24 % and 28 % curves are attached to this report and summarized on table (4) attached .

## **7.0 Conclusions & Recommendation**

As a result of this study and tests, the following conclusions could be summarized :

- The drilled boreholes show that the penetrated materials are vary – colored sandstone , medium to coarse grained .
- The upper 1.5m of the bedrock is strongly cemented while the lower part is very weakly cemented and friable .
- The material is uniform in terms of lithology and density .
- The bedrock was encountered in all of the drilled boreholes .
- No cavities or water table were encountered in the drilled boreholes . Partial loss of drilling air circulation was observed indicating the presence of open joints in the bedrock .

In order to have a safe and stable foundation, the following is recommended :



## 6.1 Foundation Type and Depth

In order to have safe structures , the foundation materials beneath the structures must have an adequate bearing capacity to support the design loads with an appropriate factor of safety and acceptable tolerable settlements.

To have safe foundation to support the structure, the following is suggested :

- Since the structure is located at a minimum distance of 30m from the edge of the Slope , footing type foundation could be employed at a depth of 0.25m into bedrock with an allowable bearing capacity of 4.0 kg/cm<sup>2</sup> .If the design foundation depth is more than 1.5m , then the suggested bearing capacity would be 2.5kg/cm<sup>2</sup> due to the friable nature of the sandstone rock .

Generally , the following parameter could be estimated to be used for design :

Friction angle ( $\phi$ )	= 35 – 42°
Cohesion ( C )	= 0°
Wet unit weight	= 2.0 T/m <sup>3</sup>
Poisson's Ratio	= 0.23
Stiffness Modulus	= 1150 kg/cm <sup>2</sup>
Coefficient of Friction at base	= 0.81
Subgrade Modulus	= 50 – 100 kg/cm <sup>3</sup> .

- \* The study area is characterized by semi – arid climate, warm and dry in the summer with rainy winter .
- \* As far as the seismic activity in the area , Jordan has not witnessed any serious earth quakes in the last 60 years . It is a general practice to consider the study area within zone 1 of the unified building code . Research in Jordan concluded that one earth quake with magnitude 6½ every 100 years and one earth quake with magnitude 7½ every 500 years might take place .

The intensity factor is 0.75 for zone A and it is 0.5 for zone B . of mercalli scale .



- \* A horizontal peak ground acceleration of at least 0.19g is suggested to be adopted in the design of the foundations .

The excavation and protection measures should be under the supervision of our experienced geotechnical engineers .

The recommendation given in this report are solely based on the results of the drilled boreholes at the time investigation and our understanding , and concept of the project . Further check of the material at the foundation level by our geotechnical engineer is very important . All of treatment , densification and grouting should be supervised by our geotechnical engineers .



### Summary Of Tests Results

Borehole No. & Depth (m)	Gravel (%)	Sand (%)	Silt (%)	Clay (%)
BH1 (2.0-3.0)	0.8	95.2	4.0	---
BH1 (4.0-5.0)	0.2	94.0	5.8	---
BH1 (7.0-8.0)	0.9	94.9	4.2	---
BH2 (1.0-2.0)	1.0	95.3	3.7	---
BH2 (3.0-4.0)	0.7	95.4	3.9	---
BH2 (6.0-7.0)	0.9	95.0	4.1	---
BH3 (1.0-2.0)	---	94.4	5.6	---
BH3 (5.0-6.0)	0.1	94.7	5.2	---
BH3 (7.0-8.0)	0.2	94.7	5.1	---
BH4 (1.5-3.0)	9.6	86.6	3.8	---
BH4 (5.0-6.0)	3.2	93.9	2.9	---
BH4 (9.0-10.0)	4.9	91.3	3.8	---

**Table (1)**



**Unconfined Compression Test Results**

Boreholes No and Depth (m)	Unconfined Compressive Strength ( kg/cm <sup>2</sup> )
BH.4 1.85m	235
BH.4 2.35	230
BH.4 3.95	238
BH.4 4.30	245
BH.4 5.20	258
BH.4 5.75	259

Table(2)



### Direct Shear Test Results

Trial Pits No. & Depth (m)	Cohesion (kg/cm <sup>2</sup> )	Friction Angle (Degree)
	C <sub>p</sub>	Ø <sub>P</sub>
BH.1 2.7	0.00	35
BH.2 4.5	0.00	37
BH.3 6.9	0.00	40
BH.4 8.1	0.00	42

Table (3)



Specific Gravity Tests Results

Boreholes No.and Depth (m)	Specific Gravity
BH.1 1.5	2.652
BH.1 2.5	2.641
BH.2 3.0	2.651
BH.2 4.0	2.645
BH.3 5.5	2.644
BH.3 7.0	2.65
BH.4 8.5	2.643
BH.4 9.5	2.6448

Table(4)



**Compaction and CBR Tests Results**

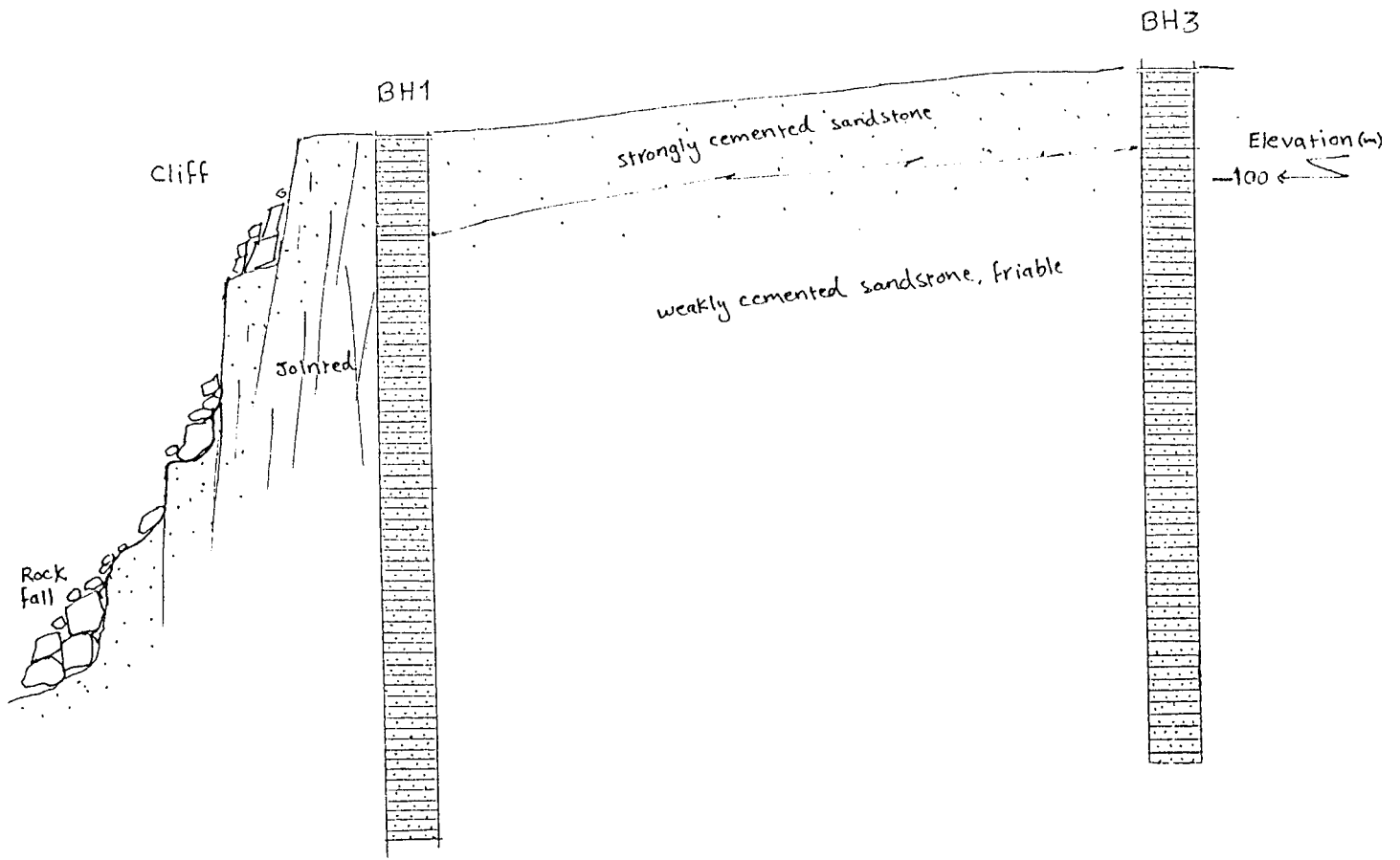
<b>Borehole No. &amp; Depth (m)</b>	<b>Max . Dry Density (gr/cm<sup>3</sup>)</b>	<b>O. M. C (%)</b>	<b>CBR at O.M.C (%)</b>
BH.1 4.10	2.00	3.8	28.0
BH.3 3.15	1.95	4.0	24.0

**Table ( 5 )**



Scale 1:500

Figure(1)



Figure(2)

**TOUKAN & SAKET**  
**Geo. Research**  
**BOREHOLE LOG DATA SHEET**

<b>PROJECT : Panoramic complex</b>			<b>TYPE &amp; SIZE OF DRILLING: Rotary 4½"</b>							
<b>BOREHOLE NO : BH.1</b>			<b>Date: Started : 10/6/99</b>							
			<b>Finished: 10/6/99</b>							
Depth (M)	L O G	DESCRIPTION	REC (%)	RQD. (%)	SPT. "N"	MC. (%)	LL	PI	γ (gr/cms <sup>3</sup> )	sample No.
		<b>ELEVATION : 100.50</b>								
1		SANDSTONE , medium to coarse , vary in coloring , strongly cemented .			50/2cm					
2		SANDSTONE , fine to medium , dark grey , friable , ferrous , weakly cemented .			100/30cm					
3		* Strongly cemented in parts .			100/28cm					
4					50/23cm					
5					50/28m					
6		SANDSTONE , fine to medium greyish white , friable , weakly cemented .			50/25cm					
		* Strongly cemented in parts .			50/19cm					
7					50/14cm					
8					50/8cm					
9					50/9cm					
10										
11		Final depth ( 10.0 m )								
12										
13		Remark :								
14		* Partial loss of drilling air circulation , very friable material below 5.0m .								









# TOUKAN & SAKET

Geo. Research

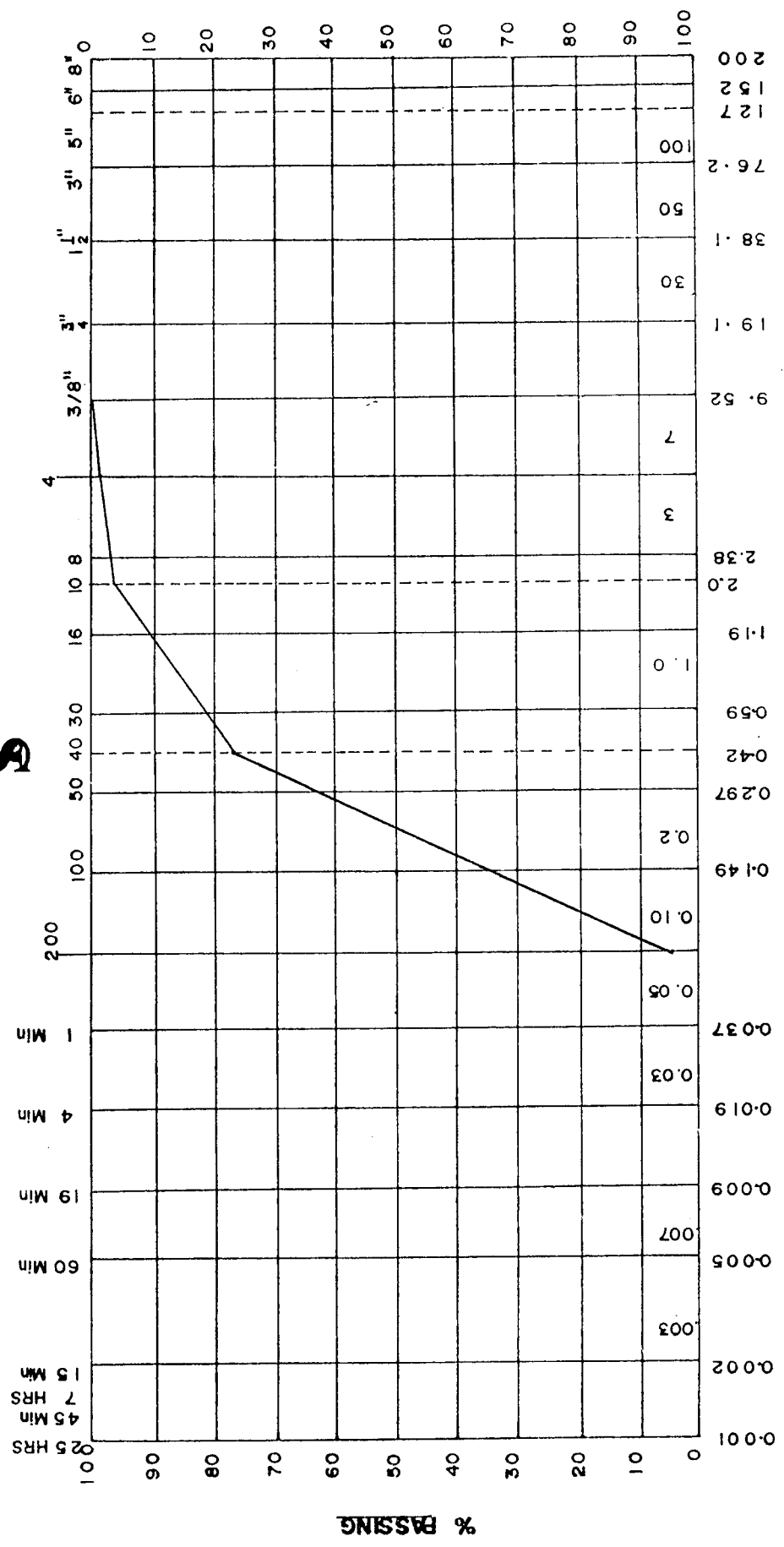


DATE -----  
SAMPLE No -----

PROJECT -----

## HYDROMETER ANALYSIS

## SIEVE ANALYSIS



CLAY	SILT		SAND			GRAVEL		COBBLES
	GRAVEL %	SAND %	SILT %	FINE	COARSE	FINE	COARSE	
SAMPLE No <i>BH-1</i>								
2.0-3.0 in	0.8	95.2	4.0					
REMARKS -----								

# TOUKAN & SAKET

Geo. Research

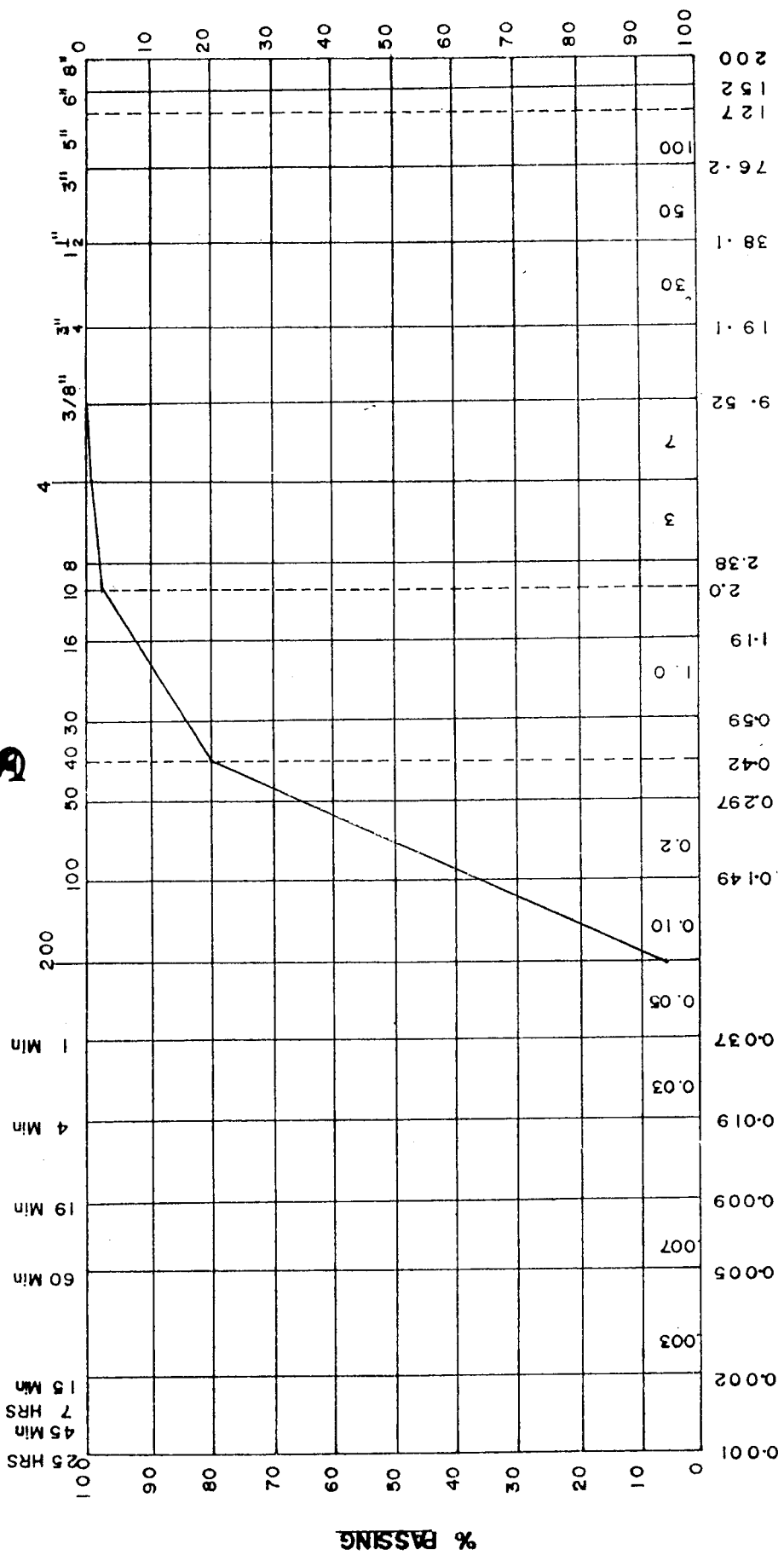


DATE -----  
SAMPLE No -----

PROJECT -----

## HYDROMETER ANALYSIS

## SIEVE ANALYSIS



CLAY	SILT			SAND			GRAVEL		COBBLES
	GRAVEL %	SAND %	SILT %	FINE	COARSE	FINE	COARSE		
SAMPLE No									
BH									
4.0-5.0m	0.2	94.0	5.8						
REMARKS	-----								

# TOUKAN & SAKET

Geo. Research

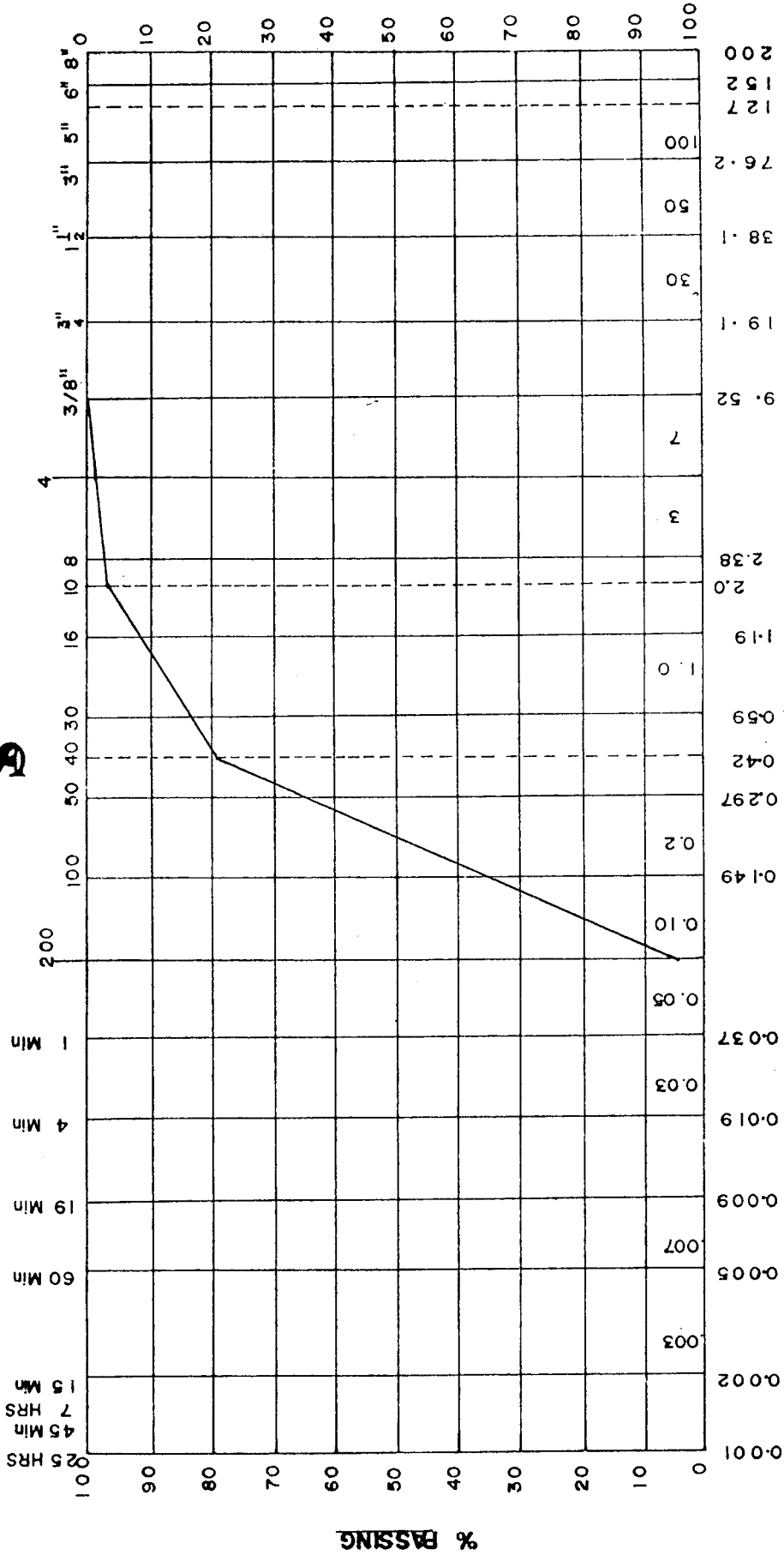


DATE -----  
SAMPLE No -----

PROJECT -----

## HYDROMETER ANALYSIS

## SIEVE ANALYSIS



CLAY	SILT			SAND			GRAVEL			COBBLES
	GRAVEL %	SAND %	SILT %	FINE	MEDIUM	COARSE	FINE	COARSE		
SAMPLE No BH-1										
70-80 m	0.9	94.9	4.2							
REMARKS	-----									

# TOUKAN & SAKET

Geo. Research

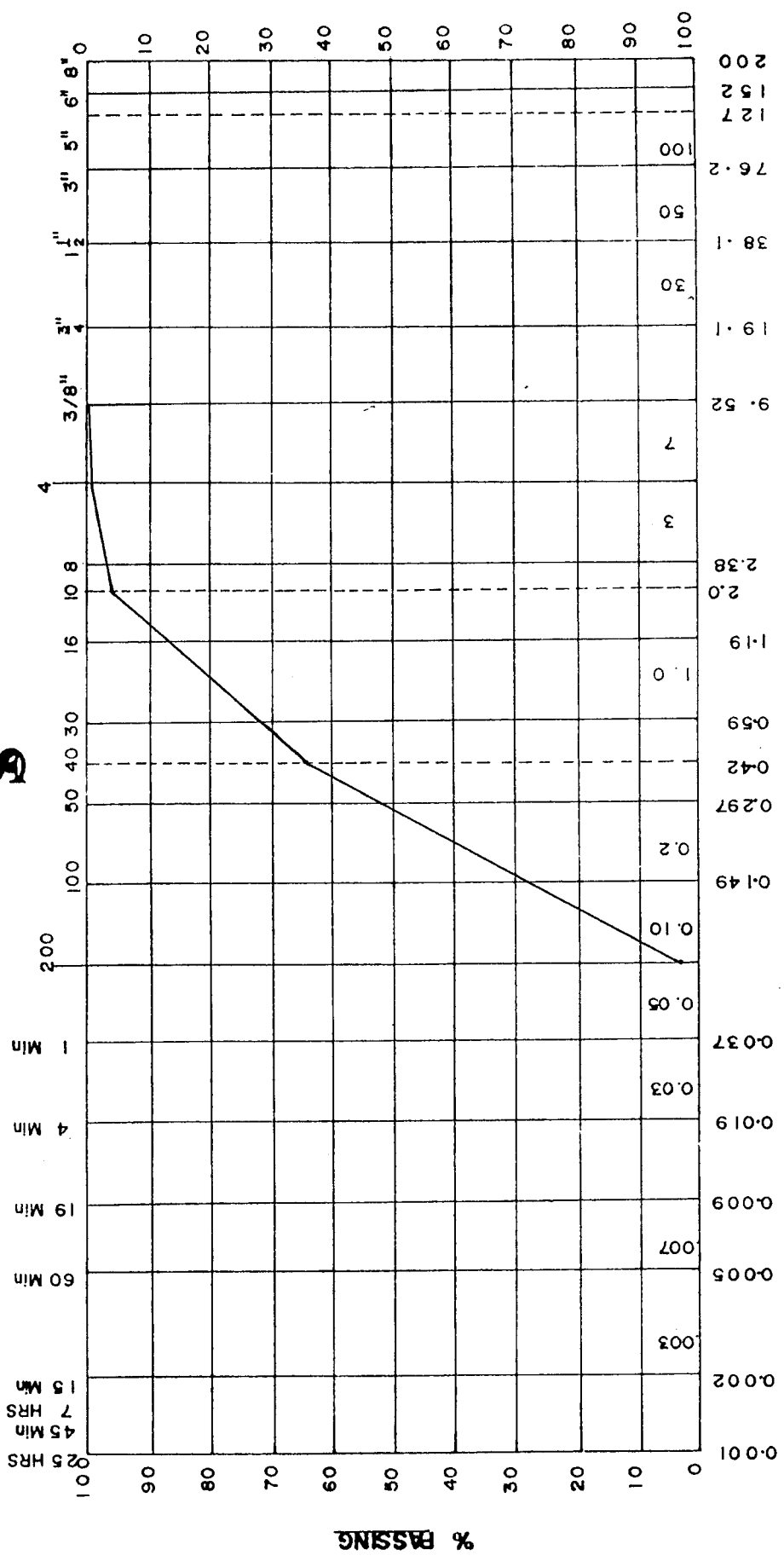


DATE -----  
SAMPLE No -----

PROJECT -----

## SIEVE ANALYSIS

## HYDROMETER ANALYSIS



CLAY	SILT			SAND			GRAVEL		COBBLES
	GRAVEL %	SAND %	SILT %	FINE	MEDIUM	COARSE	FINE	COARSE	
SAMPLE No									
B.H.2									
1.0-2.0m	1.0	95.3	3.7						
REMARKS	-----								

# TOUKAN & SAKET

Geo. Research

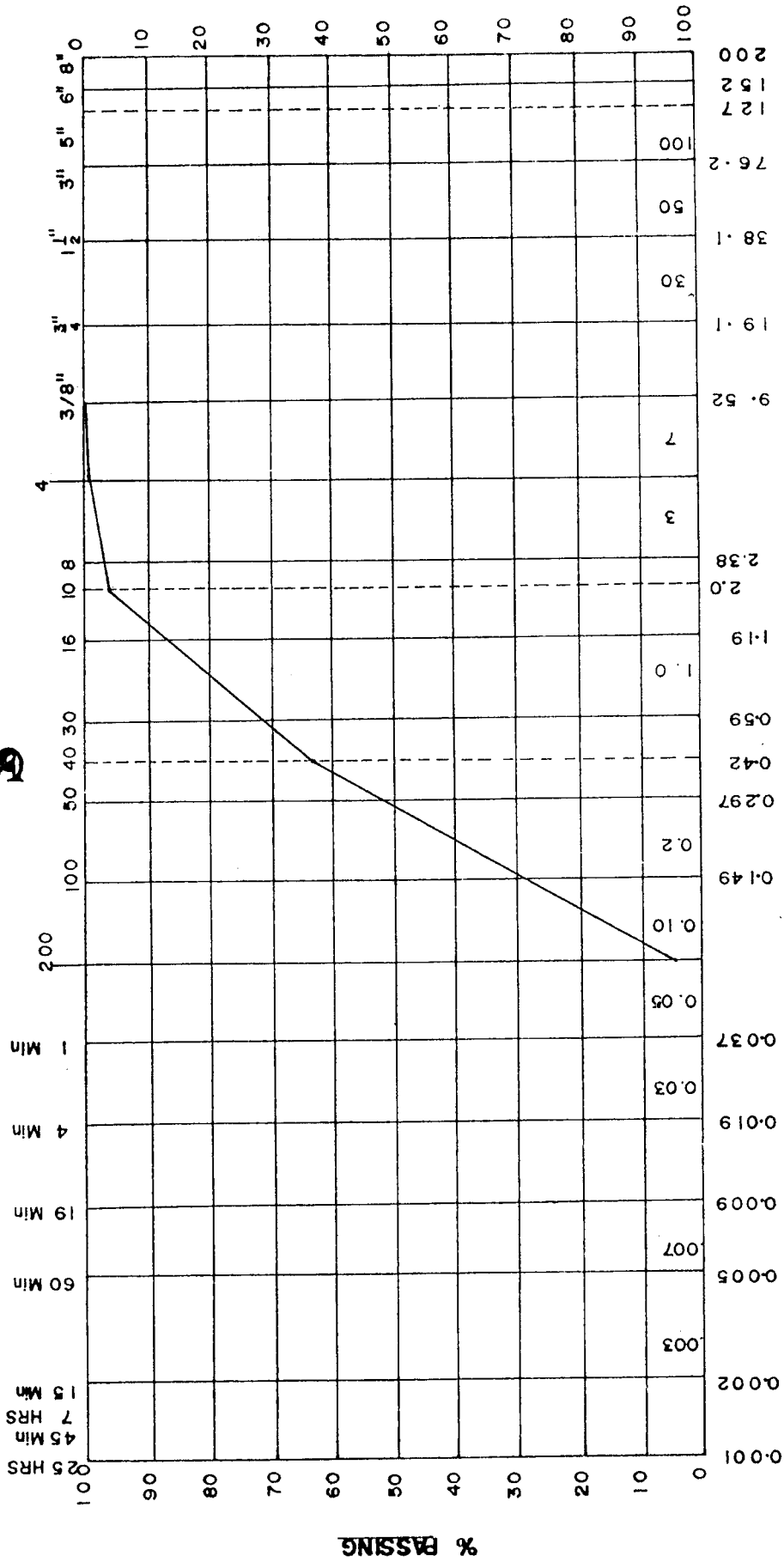


DATE -----  
SAMPLE No -----

PROJECT -----

## HYDROMETER ANALYSIS

## SIEVE ANALYSIS



CLAY	SILT			SAND			GRAVEL		COBBLES	
	GRAVEL %	SAND %	SILT %	FINE	MEDIUM	COARSE	FINE	COARSE		
SAMPLE No BH-2										
2.0-4.0 mm	0.7	95.4	3.9							
REMARKS										

DATE \_\_\_\_\_  
 SAMPLE No \_\_\_\_\_

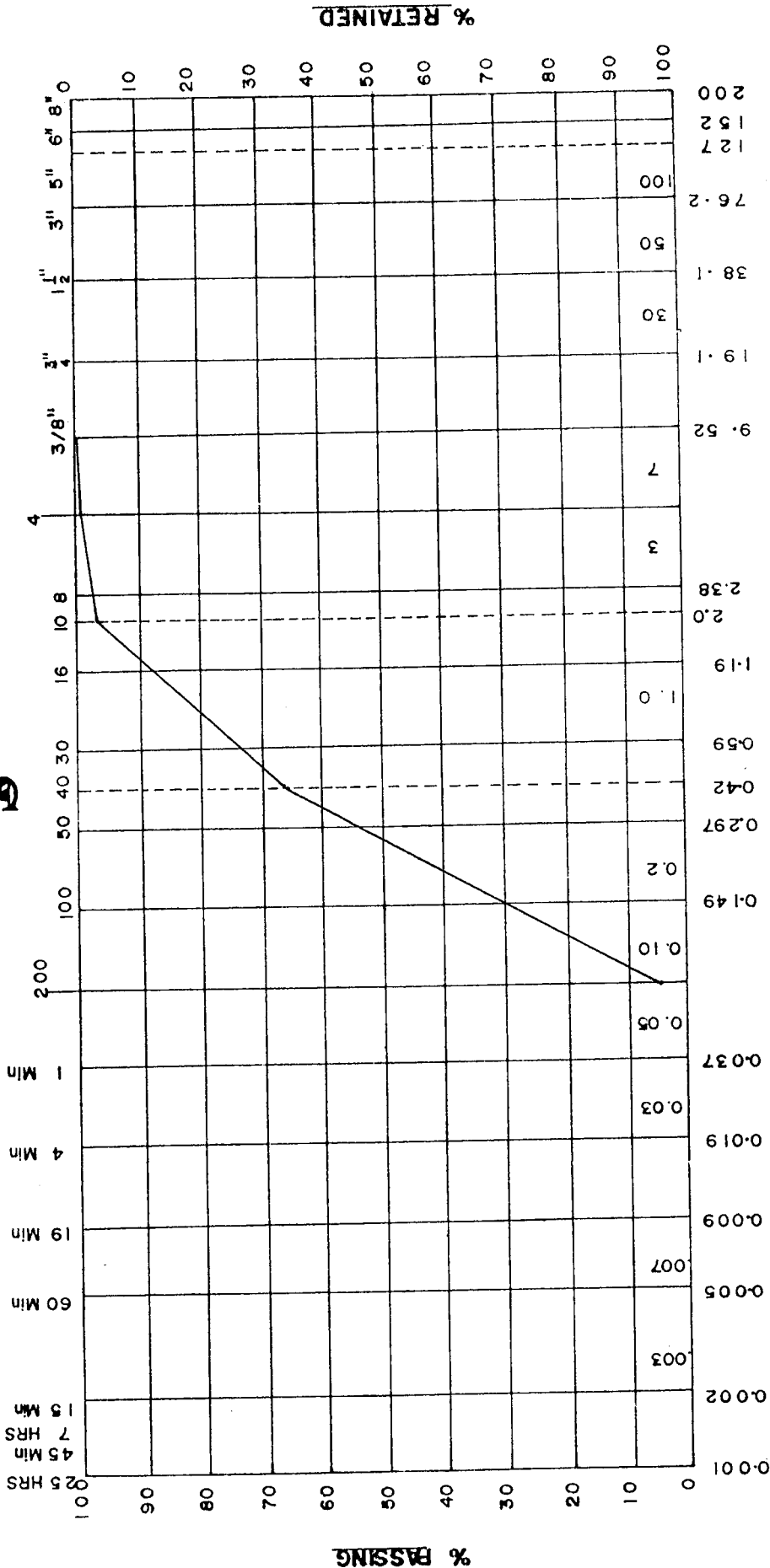
**TOUKAN & SAKET**  
 Geo. Research



**SIEVE ANALYSIS**

PROJECT \_\_\_\_\_

**HYDROMETER ANALYSIS**



CLAY	SILT			SAND			GRAVEL		COBBLES
	GRAVEL %	SAND %	SILT %	FINE	MEDIUM	COARSE	FINE	COARSE	
SAMPLE No BH 2 60-70m	0.9	95.0	4.1						
REMARKS	-----								



# Toukan & Saket

Geo. Research

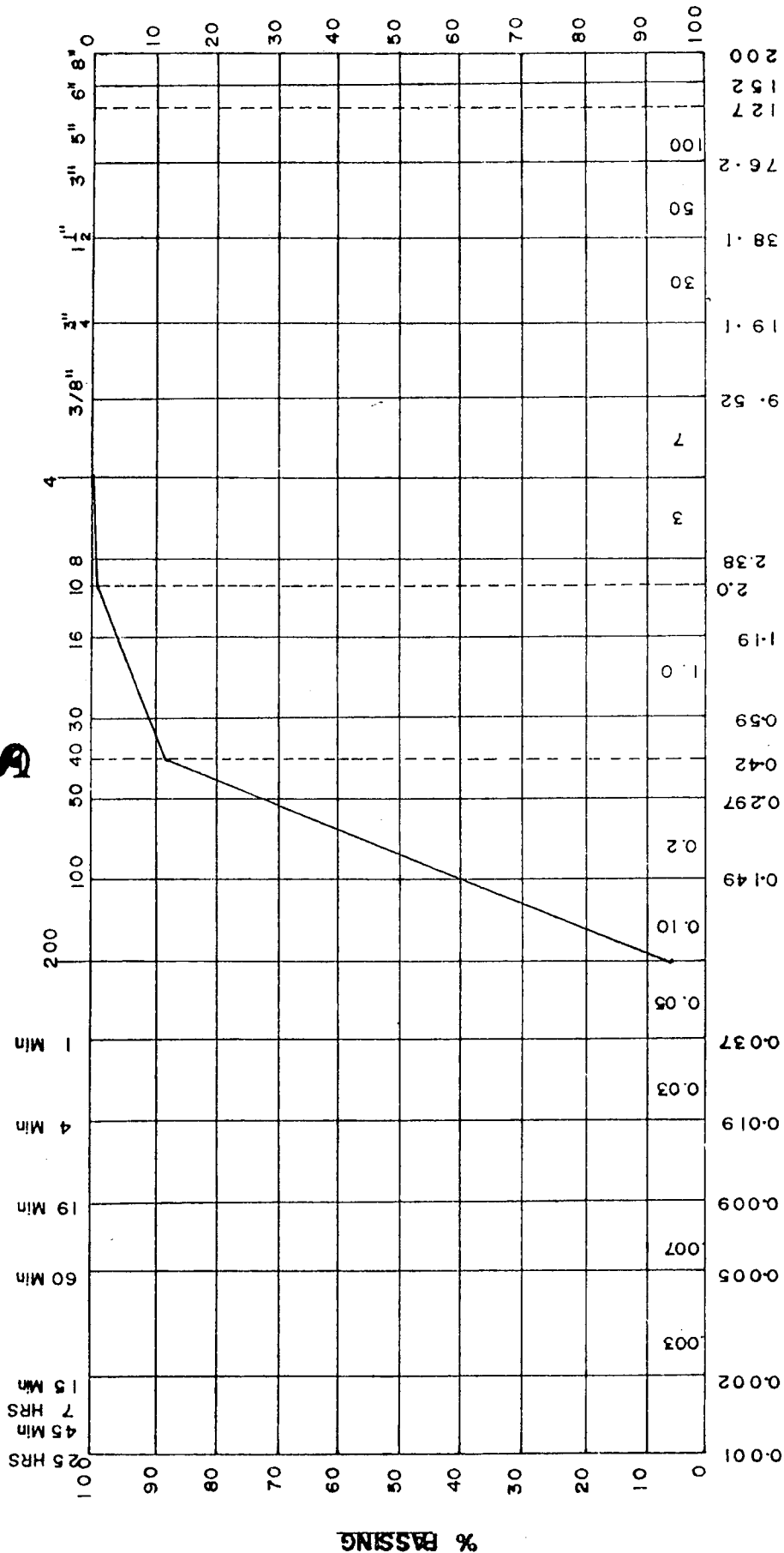


DATE -----  
SAMPLE No -----

PROJECT -----

### HYDROMETER ANALYSIS

### SIEVE ANALYSIS



CLAY	SILT			SAND			GRAVEL		COBBLES
	GRAVEL %	SAND %	SILT %	FINE	MEDIUM	COARSE	FINE	COARSE	
SAMPLE No <i>BH 3</i>									
1.0 = 2.0 m		<i>94.4</i>	<i>5.6</i>						
REMARKS									

# TOUKAN & SAKET

Geo. Research

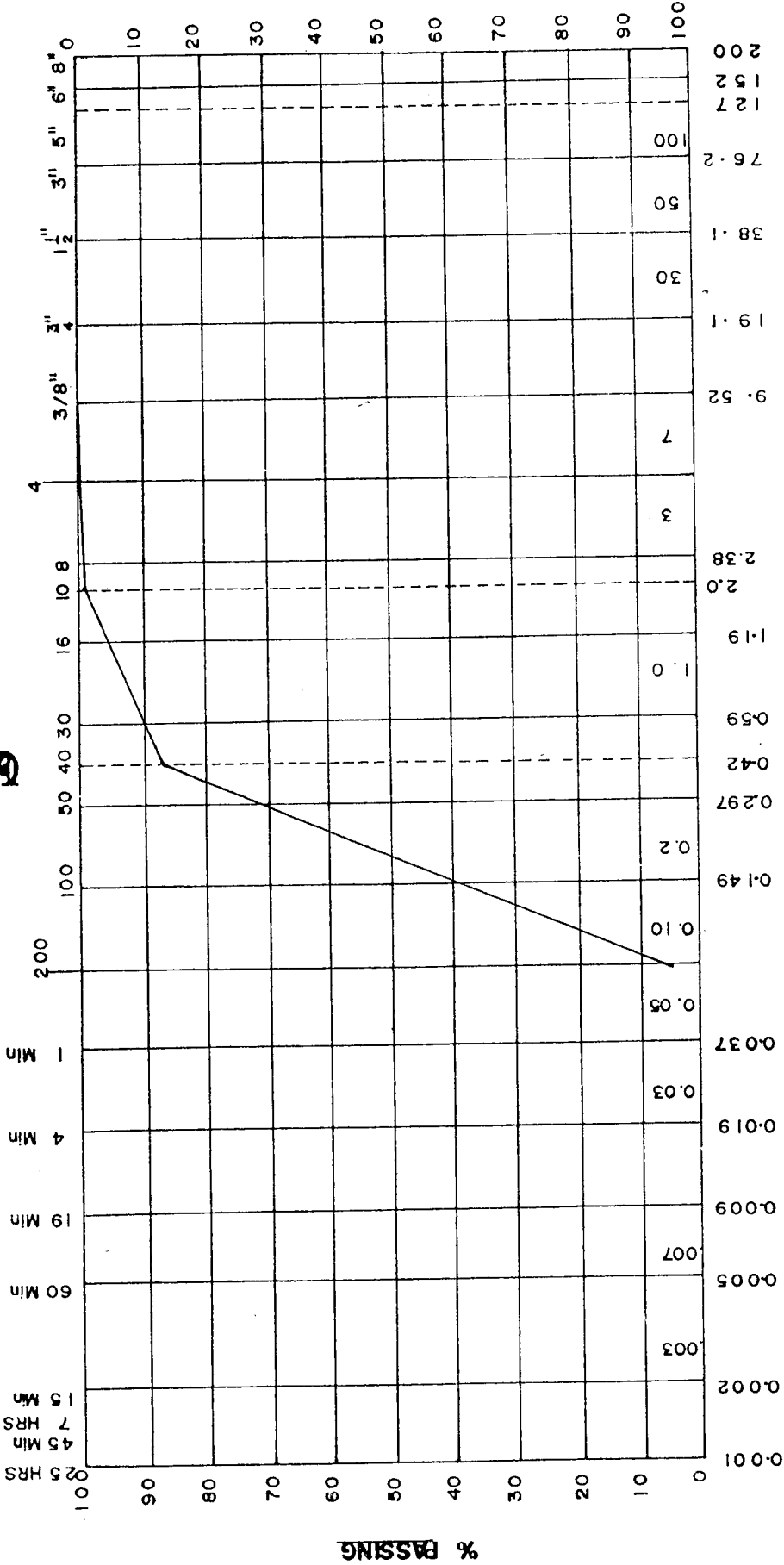


DATE -----  
 SAMPLE No -----

PROJECT -----

HYDROMETER ANALYSIS

SIEVE ANALYSIS



CLAY	SILT			SAND			GRAVEL			COBBLES				
	GRAVEL %	SAND %	SILT %	FINE	MEDIUM	COARSE	FINE	COARSE	COARSE	FINE	COARSE	COARSE	FINE	COARSE
SAMPLE NO BHL3														
5.0-6.0	0.1	94.7	5.2											
REMARKS														

# TOUKAN & SAKET

Geo. Research



DATE -----  
 SAMPLE No -----

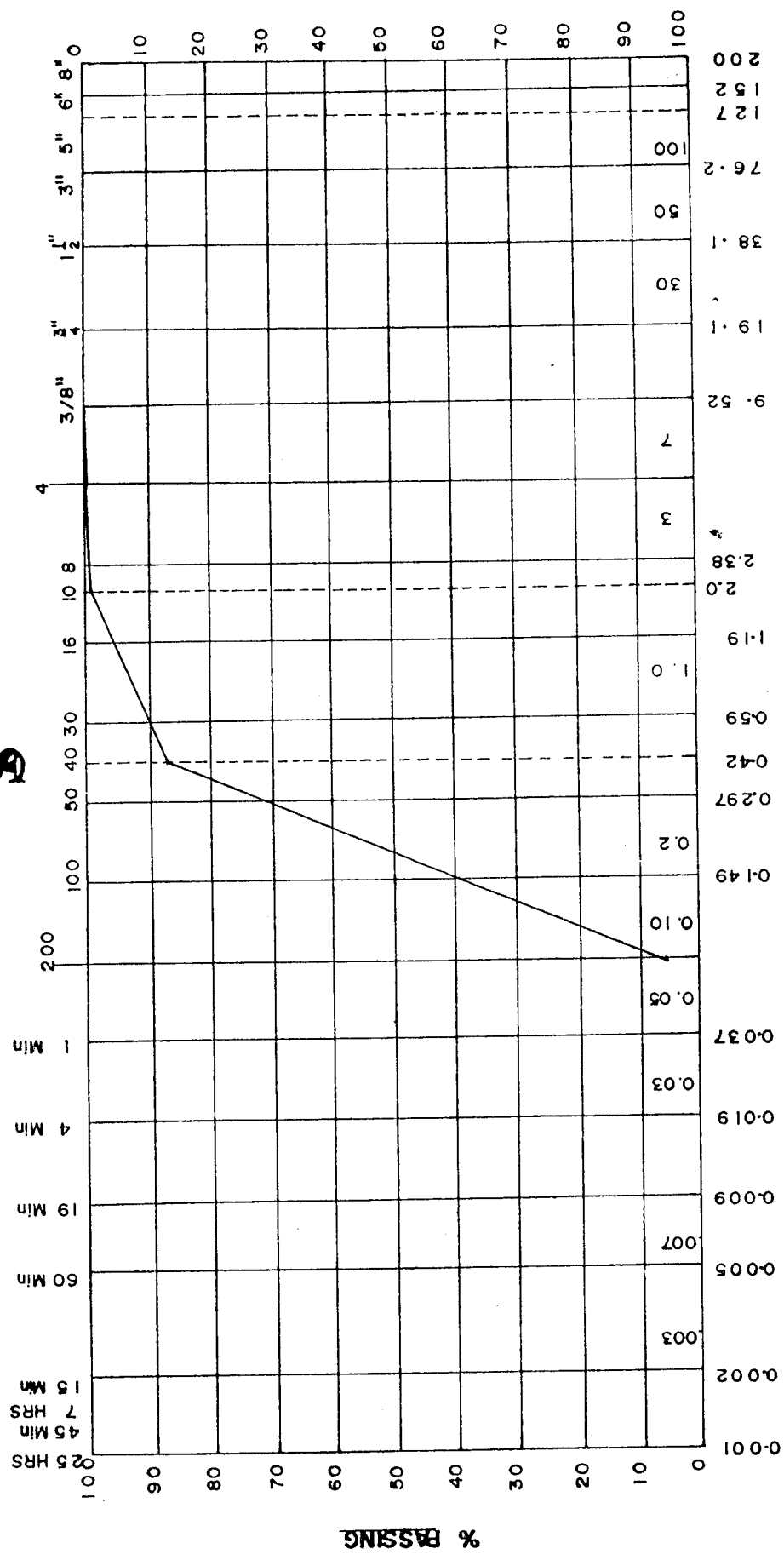
PROJECT -----

## HYDROMETER ANALYSIS

2.5 HRS  
 4.5 Min  
 7 HRS  
 15 Min  
 60 Min  
 19 Min  
 4 Min  
 1 Min

## SIEVE ANALYSIS

4  
 3/8"  
 3"  
 1/2"  
 1"  
 3"  
 5"  
 6"  
 8"



CLAY	SILT			SAND			GRAVEL		COBBLES
	FINE	MEDIUM	COARSE	FINE	COARSE	FINE	COARSE		
SAMPLE No	GRAVEL %	SAND %	SILT %	CLAY %	REMARKS				
BH 3	0.2	94.7	5.1	-					
7-0-8.0									

# TOUKAN & SAKET

Geo. Research



DATE -----  
 SAMPLE No -----

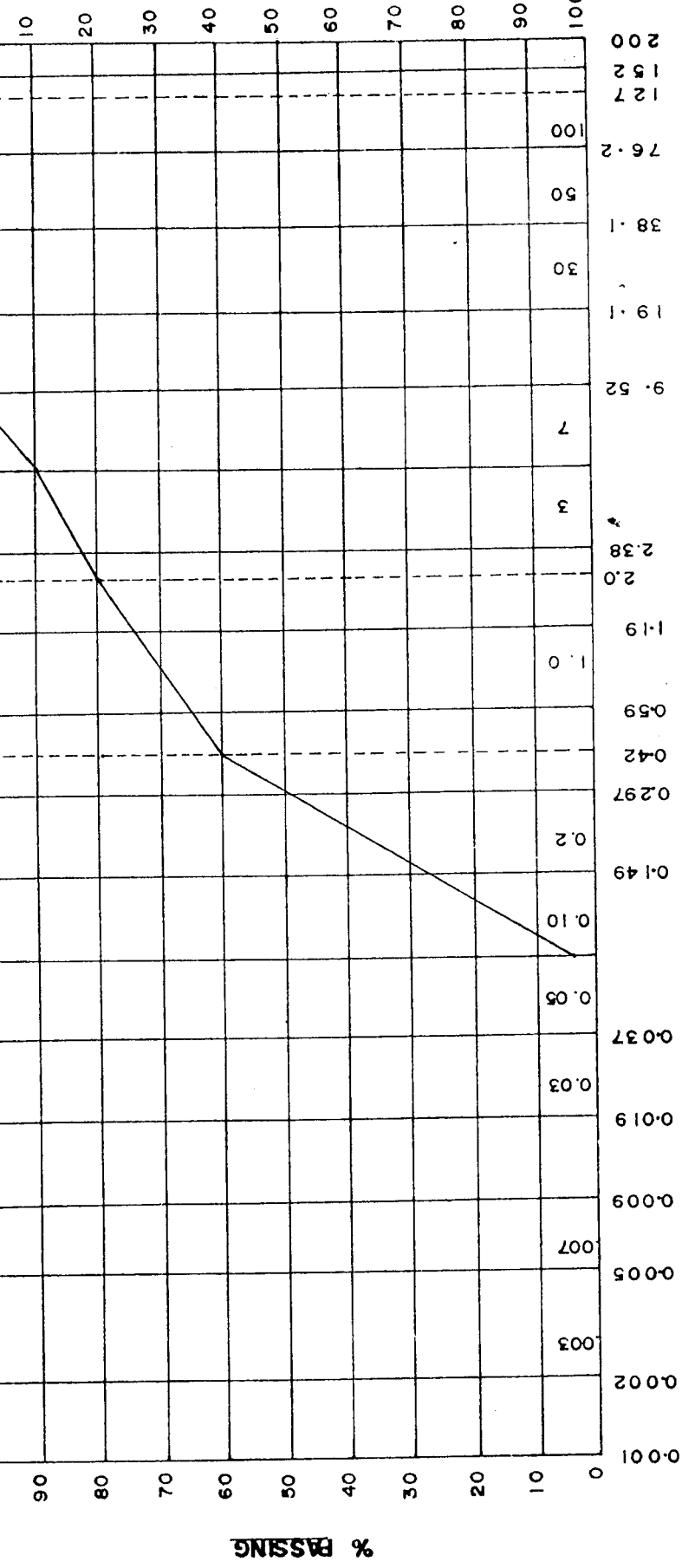
PROJECT -----

### HYDROMETER ANALYSIS

25 HRS  
 45 HRS  
 7 HRS  
 15 Min  
 1 Min

### SIEVE ANALYSIS

4  
 3/8"  
 3"  
 1/2"  
 1"  
 3"  
 5"  
 6"  
 8"  
 200  
 100  
 40  
 30  
 20  
 10



CLAY	SILT			SAND			GRAVEL		COBBLES
	GRAVEL %	SAND %	SILT %	FINE	COARSE	MEDIUM	COARSE	COARSE	
SAMPLE No BH4									
1.5 - 2.0	9.6	86.6	3.8						
REMARKS	-----								

# TOUKAN & SAKET

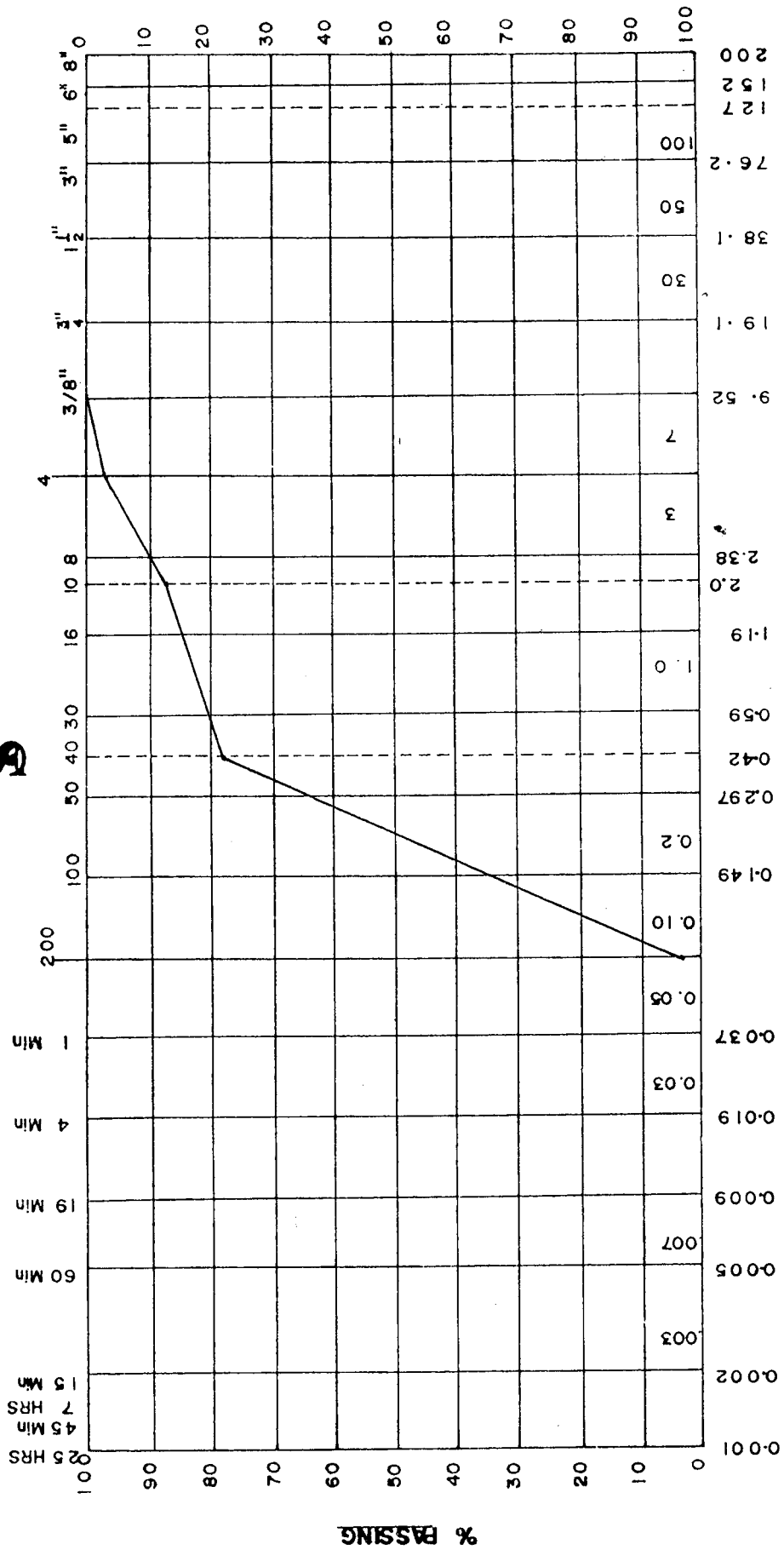
Geo. Research



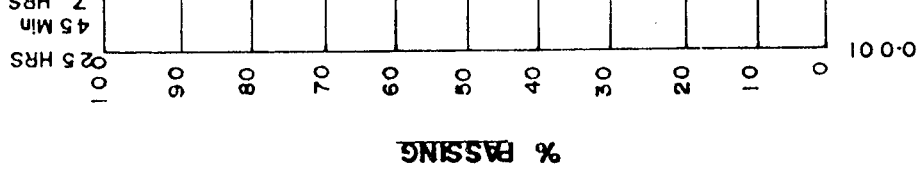
DATE -----  
SAMPLE No -----

PROJECT -----

### SIEVE ANALYSIS



### HYDROMETER ANALYSIS



CLAY	SILT			SAND			GRAVEL		COBBLES	
	GRAVEL %	SAND %	SILT %	FINE	COARSE	MEDIUM	COARSE	FINE		COARSE
SAMPLE No BH4										
5.0-60 W	3.2	93.9	2.9							
REMARKS										

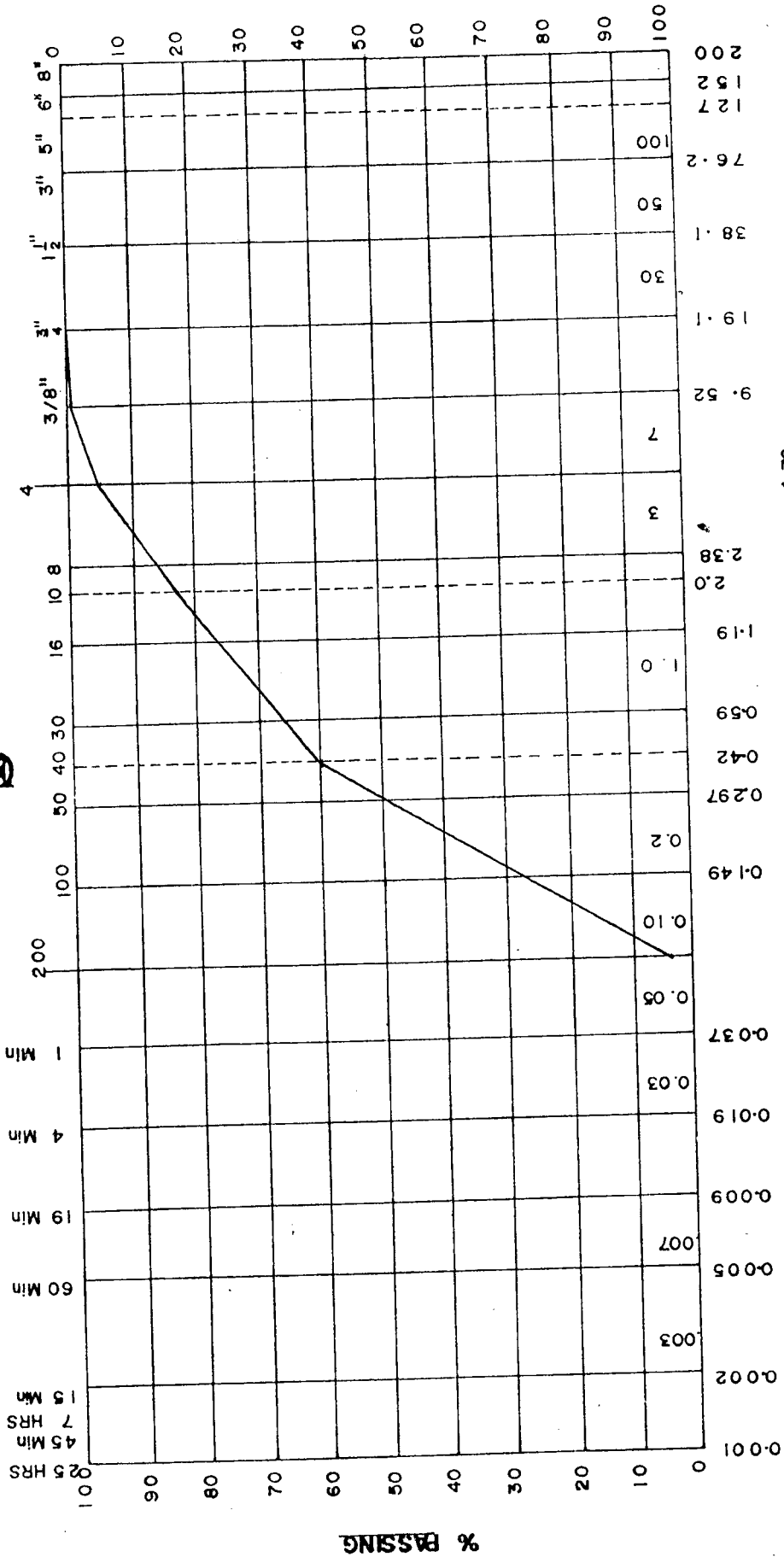
DATE -----  
 SAMPLE No -----

**TOUKAN & SAKET**  
 Geo. Research



PROJECT -----  
 HYDROMETER ANALYSIS

SIEVE ANALYSIS



CLAY	SILT		SAND			GRAVEL		COBBLES
	GRAVEL %	SAND %	SILT %	CLAY %	FINE	COARSE	COARSE	
SAMPLE No BH-4 9.0-10.0m	4.9	91.3	3.8	-	0.074	4.76	19.1	76.2
REMARKS	-----							

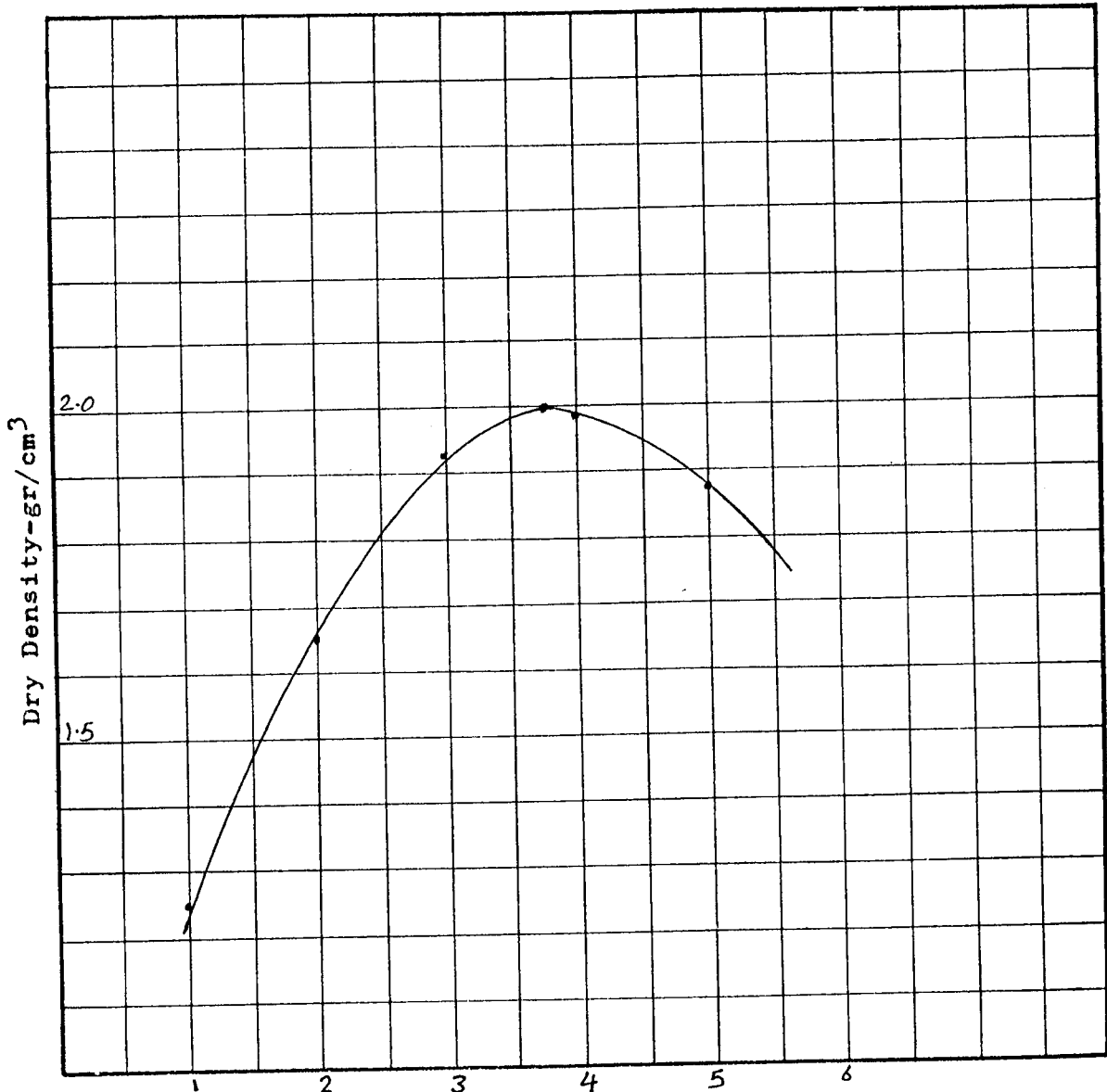


Geo-Research

Proctor Compaction Test

Sample No.: BHI 4.1m

Project:



Max. Dry Density = 2.0  $\text{gr}/\text{cm}^3$

Moisture Content (%)

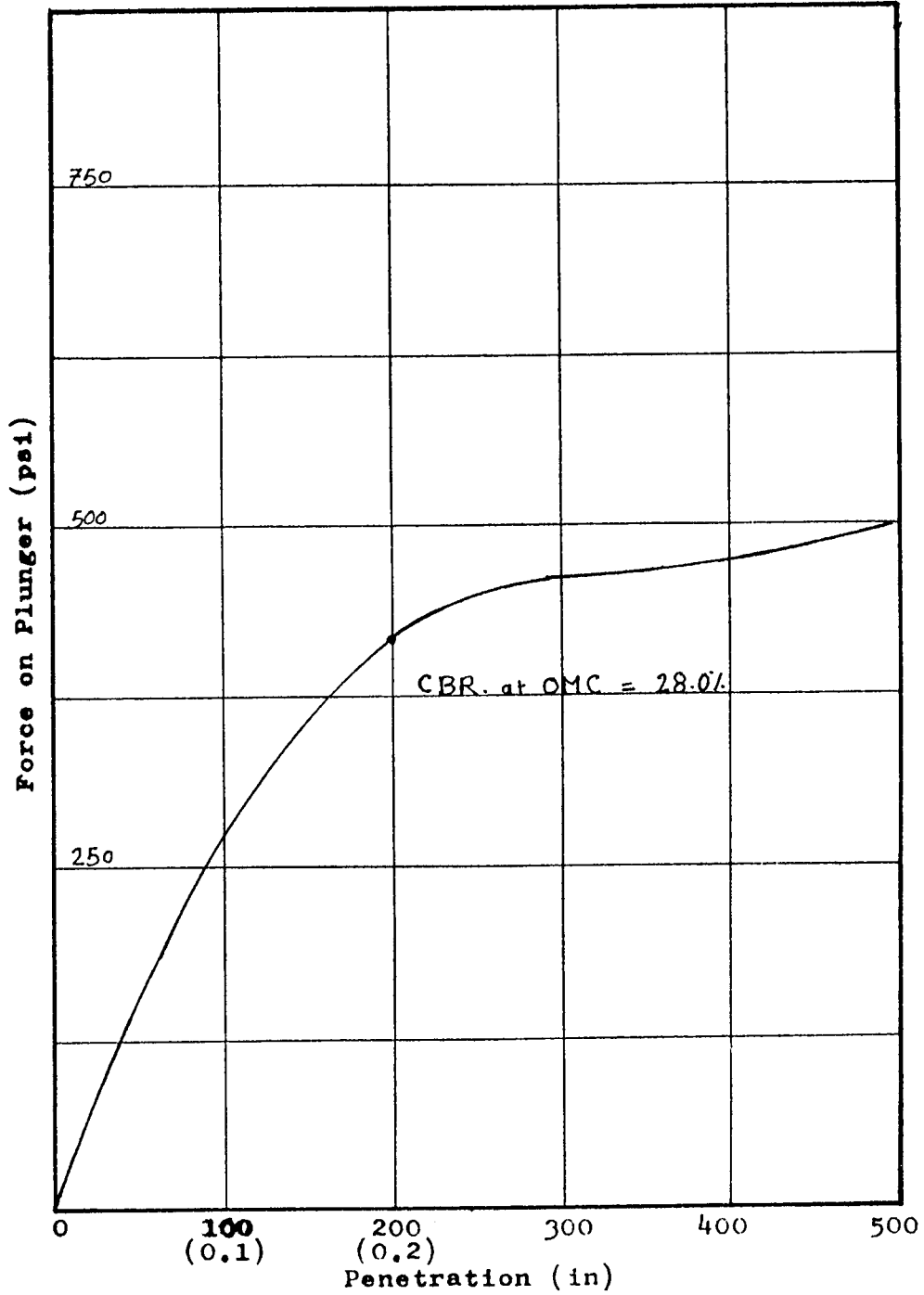
Optimum Moisture Content = 3.8%



Geo-Research  
California Bearing Ratio

Project:

Sample No.: BH1 41m



Remarks:



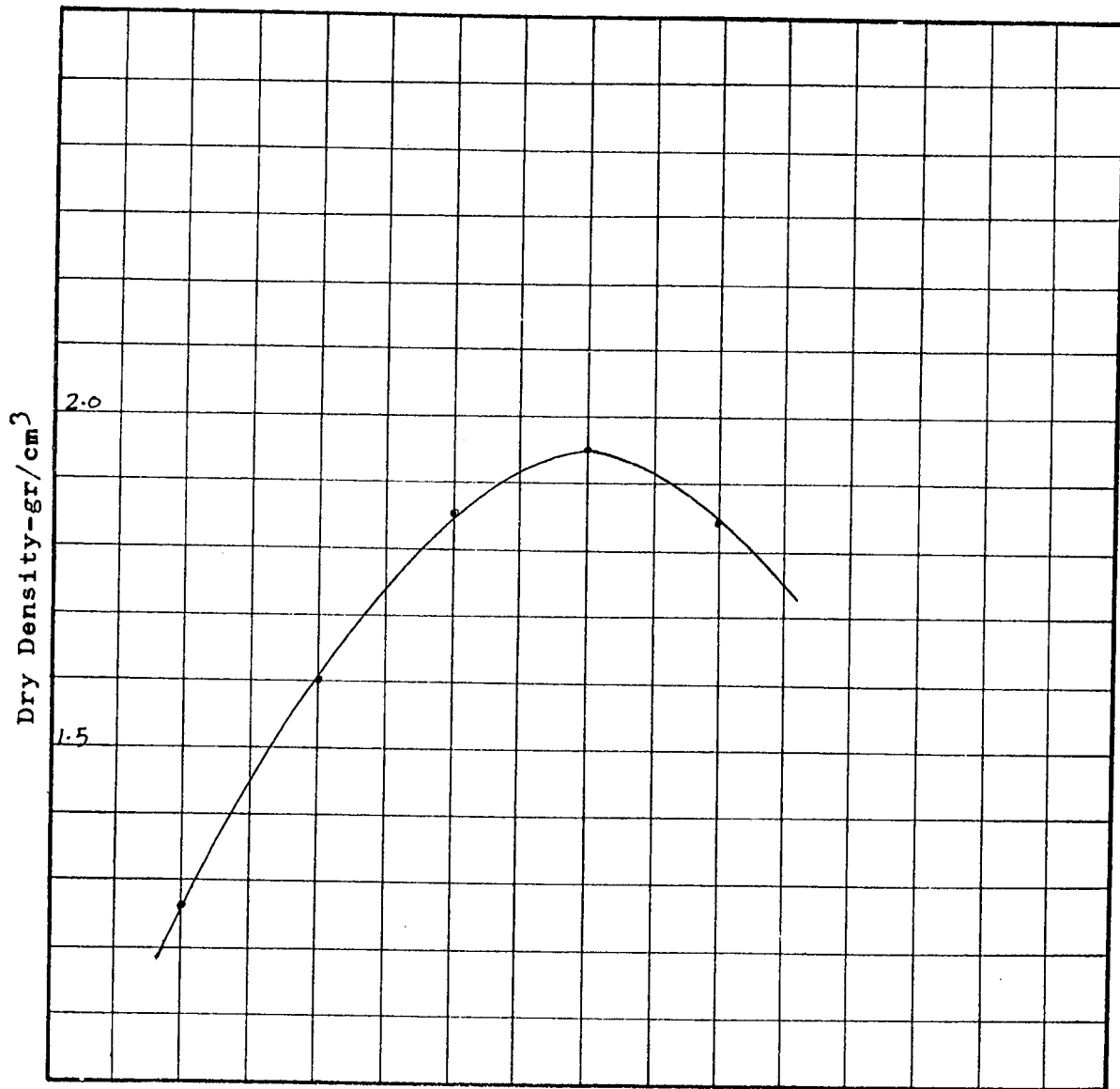


Geo-Research

Proctor Compaction Test

Sample No.: BH3 3.15m

Project:



Max. Dry Density = 1.95 gr/cm<sup>3</sup>

Moisture Content (%)

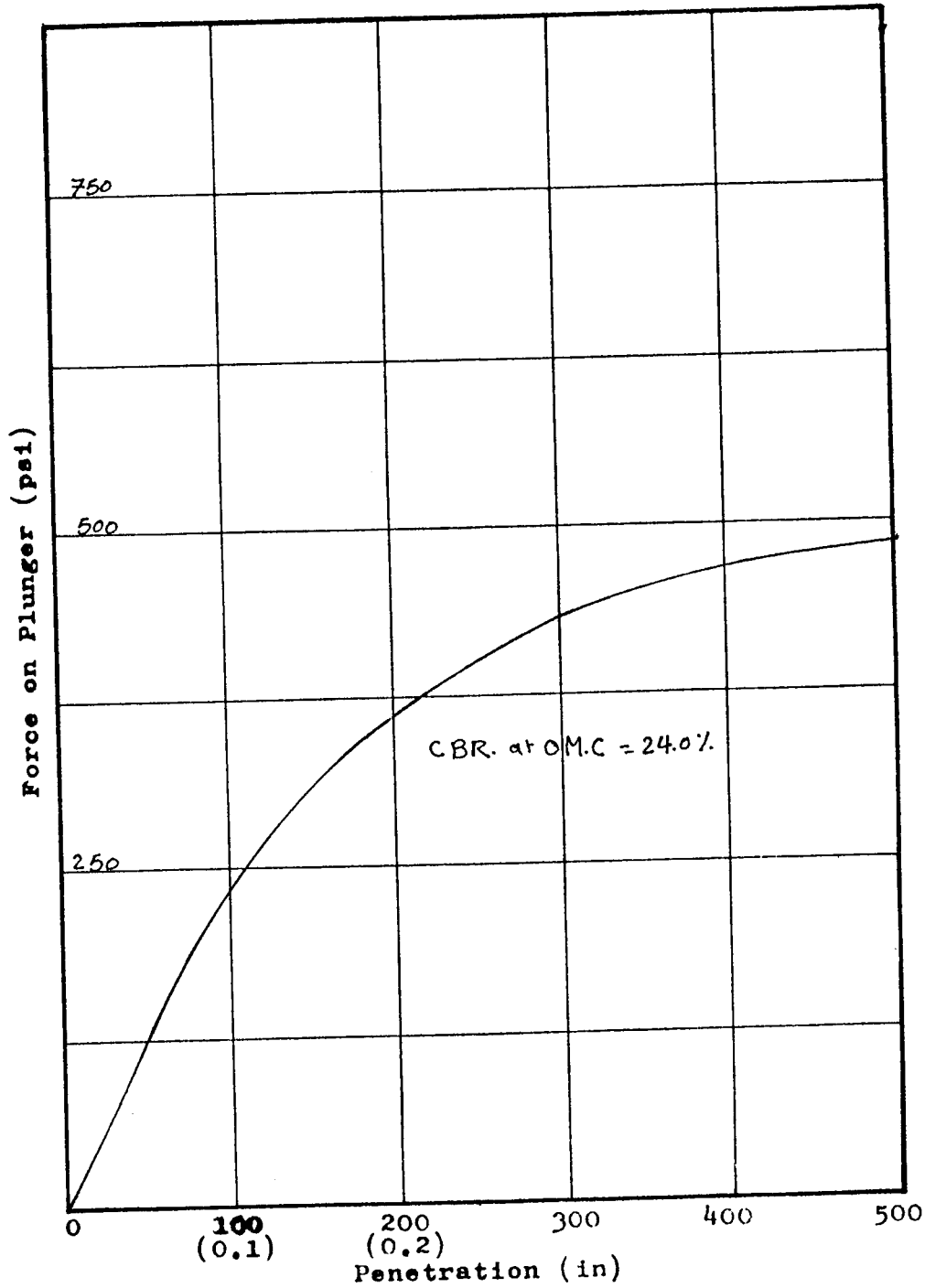
Optimum Moisture Content = 4.0%



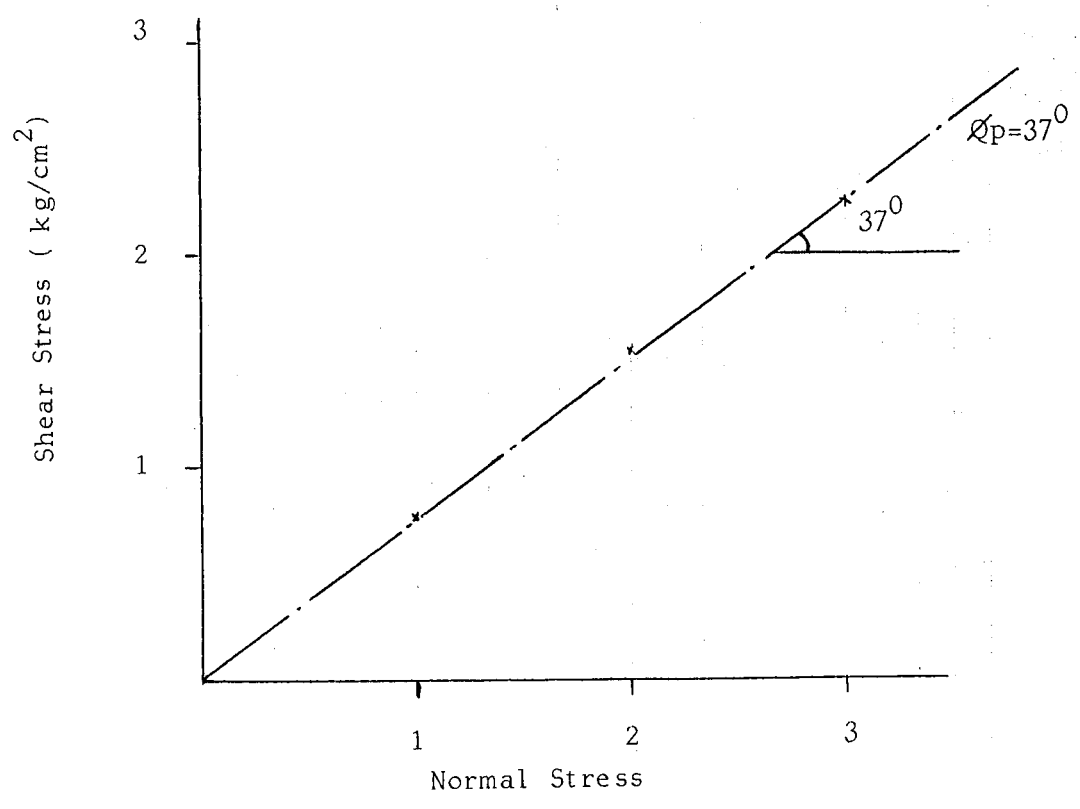
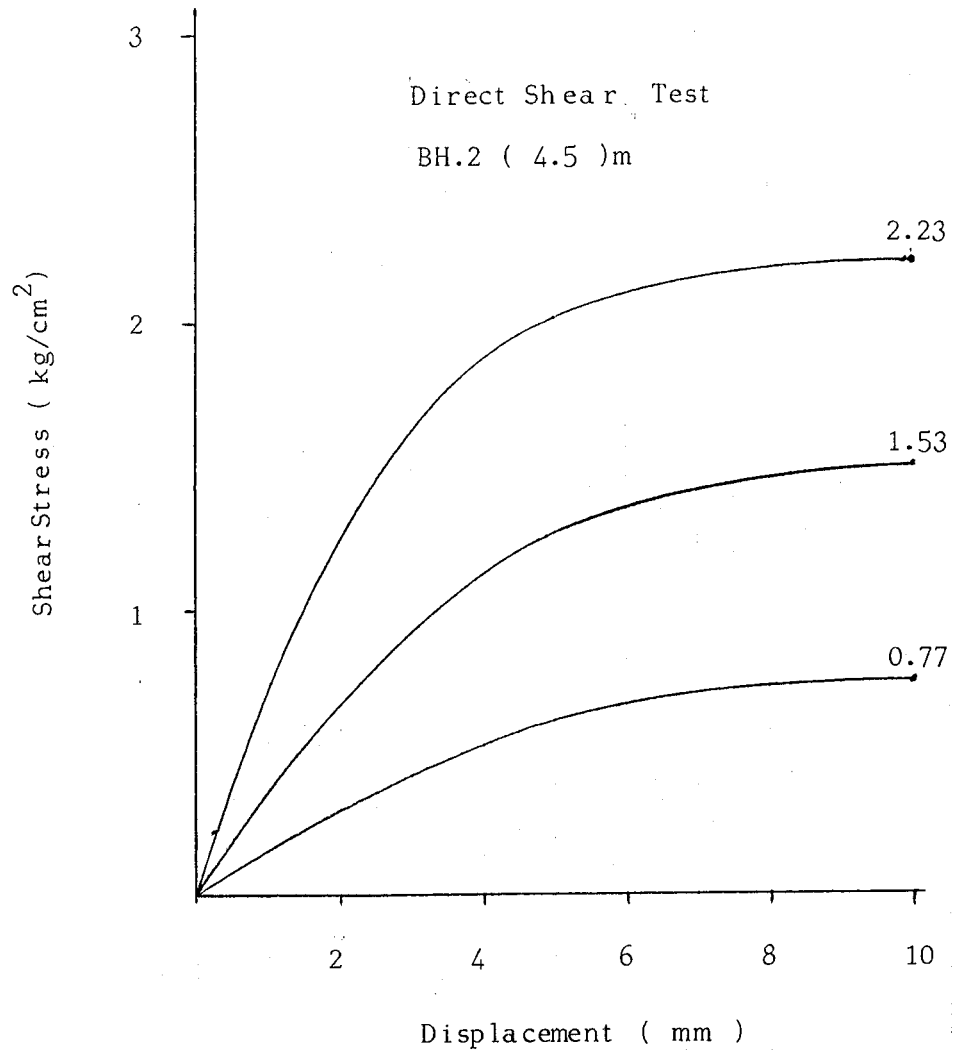
**Geo-Research**  
**California Bearing Ratio**

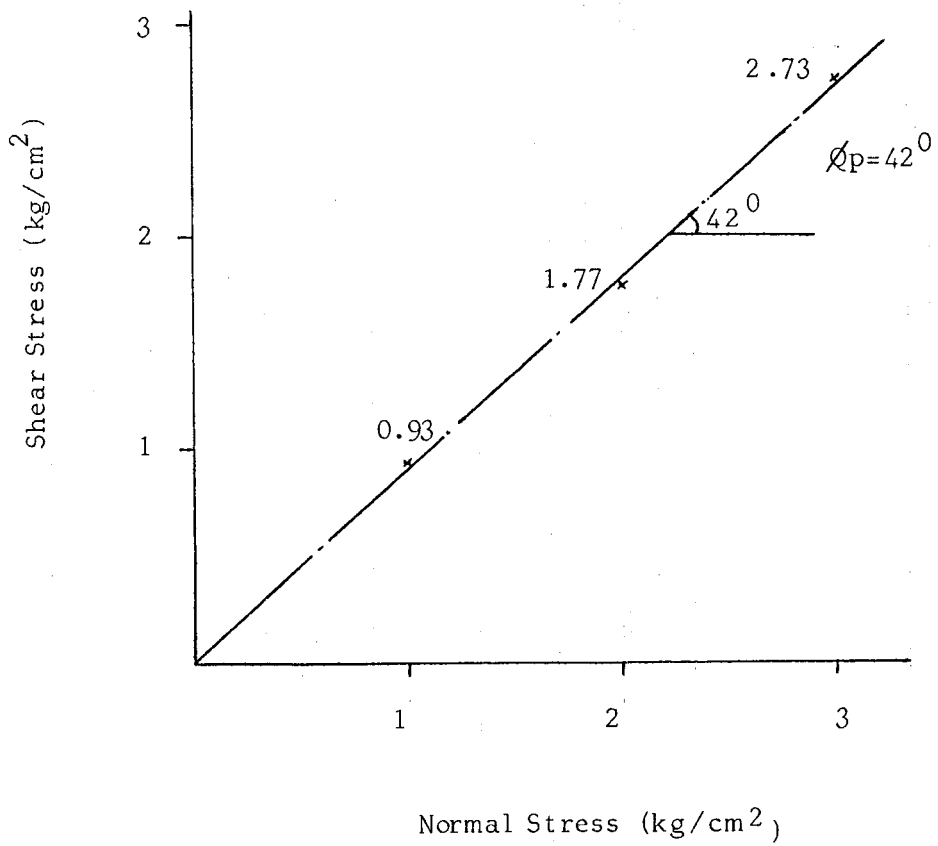
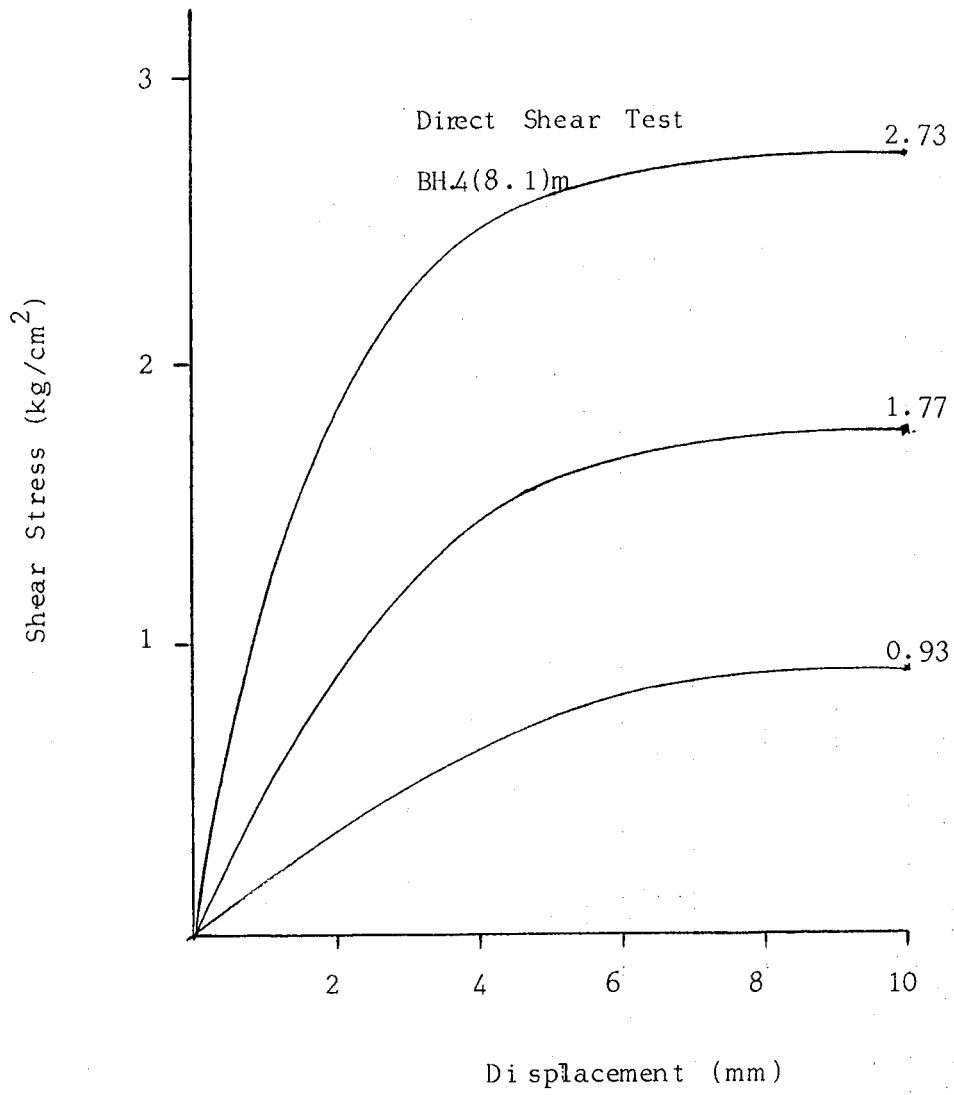
Project:

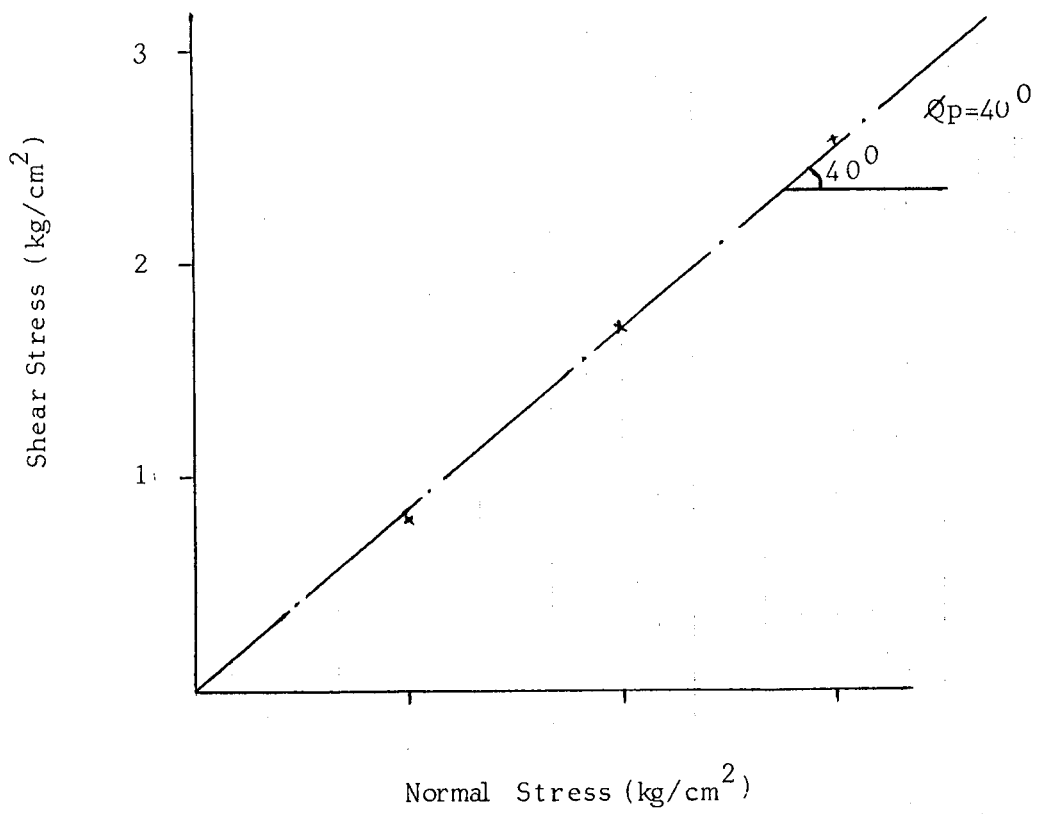
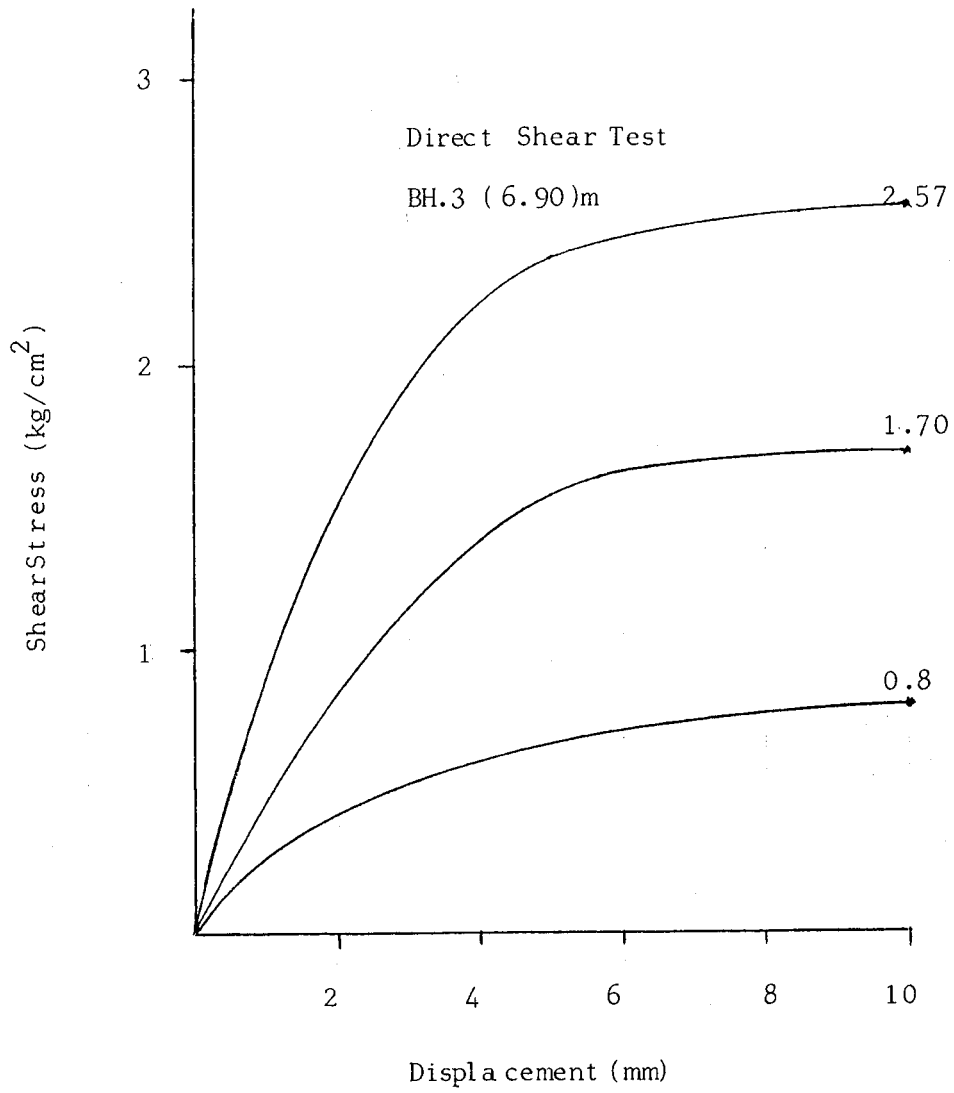
Sample No.: BH3 3.15m

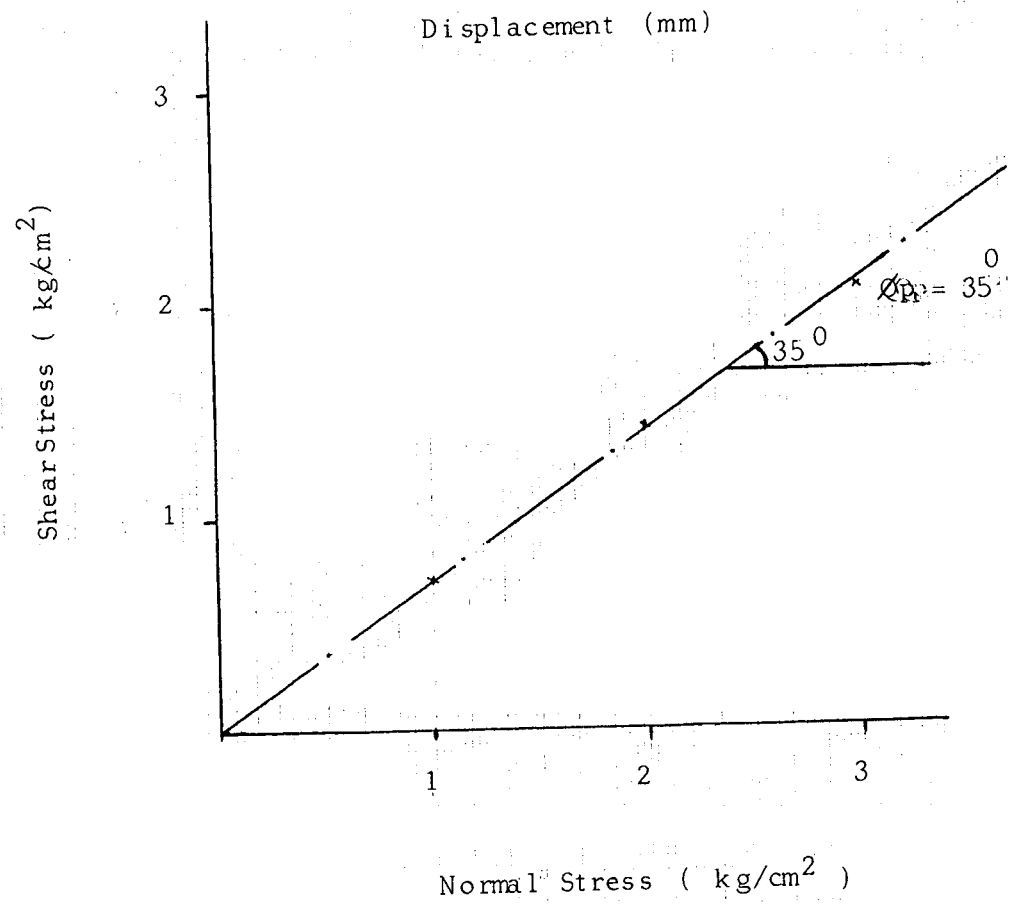
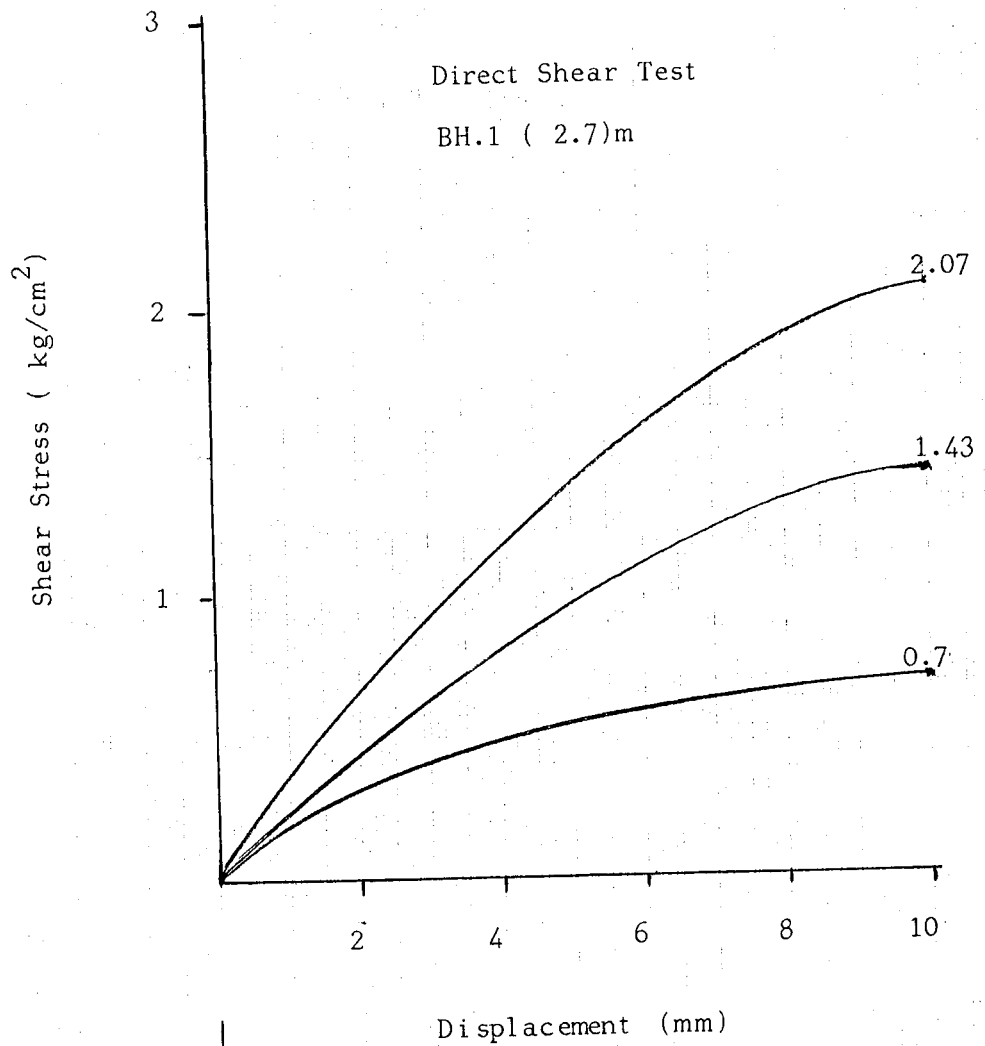


Remarks:









## **APPENDIX J**

### **QUERY FORM**

## QUERY FORM

### APPENDIX J

Query No.: \_\_\_\_\_

Date: \_\_\_\_\_

Name of Document	Page No.	Clause or Section No.	Question

\*\* Use additional page if required.

\_\_\_\_\_  
(Signature and name of authorized representative of Tenderer)

\_\_\_\_\_  
(Name of Tenderer)



## **APPENDIX K**

### **TENDER ACKNOWLEDGEMENT**

**TENDER ACKNOWLEDGEMENT**

1. This is to certify that we, \_\_\_\_\_ (name of Tender), have received all Tender Documents for the Dead Sea Panoramic Complex Sub-Project, Tourism Sector Development Project on ----- th ----- 2000.
  
2. We further declare that we shall submit our Tender Proposal in strict accordance with requirements of the Instructions to Tenderer.

Signature of Tenderer : \_\_\_\_\_

Name of Tenderer : \_\_\_\_\_

Date prepared : \_\_\_\_\_

## **APPENDIX L**

### **LIST OF ELIGIBILITY COUNTRIES**

**LIST OF ELIGIBILITY COUNTRIES**

All Countries

**THE MINISTRY OF TOURISM & ANTIQUITIES**

**THE TOURISM SECTOR DEVELOPMENT PROJECT**

**INSTRUCTIONS TO TENDERERS**

**FOR**

**CONSTRUCTION OF DEAD SEA PANORAMIC COMPLEX SUB-PROJECT**

**ENCLOSURES**

ENCLOSURE NO. 1 : POWER OF ATTORNEY

ENCLOSURE NO. 2 : CERTIFICATE OF SUBMISSION OF TENDER SECURITY

ENCLOSURE NO. 3 : JOINT OPERATION AGREEMENT

ENCLOSURE NO. 4 : LETTER OF ASSOCIATION

ENCLOSURE NO. 5 : AFFIDAVIT OF SITE INSPECTION

ENCLOSURE NO. 6 : BASIC PROGRAM OF THE WORKS

ENCLOSURE NO. 7 : CONTRACTOR' S ORGANIZATION CHART

ENCLOSURE NO. 8 : OUTLINE CONSTRUCTION PLAN AND PROPOSED LAYOUT PLAN  
FOR TEMPORARY WORKS

ENCLOSURE NO. 9 : LIST OF CONTRACTOR' S EQUIPMENT TO BE USED ON THE  
WORKS

ENCLOSURE NO.10 : LIST OF MAJOR MATERIALS AND PLANT FOR THE WORKS

## **INSTRUCTIONS TO TENDERERS**

ENCLOSURE NO. 11 : LIST OF SUB-CONTRACTORS/SUPPLIERS

ENCLOSURE NO. 12 : LIST OF INTENDED IMPORT MATERIALS AND PLANT

ENCLOSURE NO. 13 : BREAKDOWN OF MAJOR RATES

ENCLOSURE NO. 14 : DETAILED MONTHLY CASH FLOW OF ANTICIPATED  
CONTRACT PAYMENTS

Notes :

- 1) Enclosures shall each be read in conjunction with the Tender Documents.
- 2) Enclosures shall be signed and returned with the Tender in strict accordance with the requirements of appropriate Clause of Instructions of Tenderers.

ENCLOSURE NO. 1

**POWER OF ATTORNEY**

Name : \_\_\_\_\_

Position : \_\_\_\_\_

Name of Company: \_\_\_\_\_

Business Address : \_\_\_\_\_

Telephone : \_\_\_\_\_

Facsimile : \_\_\_\_\_

I, the undersigned, hereby declare that we : \_\_\_\_\_ give authorization to the above mentioned person who is empowered by us to communicate with the MPWH/Engineer or other such authorized Party insofar as the “ Instruction to Tenderers” so permit during the Tendering period.

Date prepared : \_\_\_\_\_

Name of Tenderer : \_\_\_\_\_

Signature of Tenderer : \_\_\_\_\_

Official Stamp :

ENCLOSURE NO. 2

**CERTIFICATE OF SUBMISSION OF TENDER SECURITY**

WHEREAS we have prepared a Tender Security in accordance with the Tender Documents for the Tourism Sector Development Project, DEAD SEA PANORAMIC COMPLEX SUB-PROJECT, and it is a condition of the aforesaid Tender Documents that the Tenderer shall furnish a Tender Security in the amounts of JD\_\_\_\_\_.

We hereby certify that a Tender Security complying with the above and in the form as prescribed in the Tender Documents has been prepared and completed by the Guarantor: \_\_\_\_\_

\_\_\_\_\_  
(Name of Bank)

included in the Package – II Documents.

Signature of authorized representative of the Tenderer: \_\_\_\_\_

Name of authorized representative : \_\_\_\_\_

Name of Tenderer : \_\_\_\_\_

**Note: This certificate shall be enclosed in the Package – I Documents.**



ENCLOSURE NO. 3

**JOINT OPERATION AGREEMENT**

The Tenderer shall submit with his Tender a Joint Operation Agreement in accordance with the Sub-Clause 20-1, c, 3) of the Instructions to Tenderers, clearly labeled as Enclosure No. 3.

ENCLOSURE NO. 4

**LETTER OF ASSOCIATION**

The Tenderer shall submit with his Tender a Letter of Association in accordance with the Sub-Clause 20-1, c, 4) of the Instructions to Tenderers, clearly labeled as Enclosure No. 4.

ENCLOSURE NO. 5

**AFFIDAVIT OF SITE INSPECTION**

1. This is to certify that I, \_\_\_\_\_ (name)  
on behalf of \_\_\_\_\_ (name of Tender),  
declare that we have visited and inspected the Site and its surroundings and have fully satisfied  
ourselves of all the requirements of the Instruction to Tenderers.
  
- 2 We have also:
  - (1) Studied the Tender Documents in detail; and
  - (2) informed ourselves fully and taken account into our Tender of all national and local  
laws, decrees, ordinances, acts, regulations and other circumstances and conditions  
which may affect the satisfactory completion and timely performance of the Contract  
and the cost to us thereof.
  
3. I further certify that we are satisfied with the description of the Works and the written  
explanation given by the MPWH and that we understand perfectly the scope of works to be  
executed.

Signature of Tenderer : \_\_\_\_\_

Name of Tenderer : \_\_\_\_\_

Date prepared : \_\_\_\_\_

Official Stamp :

ENCLOSURE NO. 6

**BASIC PROGRAM OF THE WORKS**

The Tenderer shall submit with his Tender a “ Basic Program of the Works” clearly labeled as Enclosure No.6. The program shall indicate the timing, proposed sequence and order of execution of the Works, and take full account of the stipulated completion period.

The Program shall be submitted in Bar Chart form with plotted time/percentage completion together with a Critical Path Network detailing activities.

The “ Basic Program of the Works” shall indicate:

- (1) Key dates/period;  
(Refer to enclosed General Construction Schedule, as Appendix G” )
- (2) Interdependence of the individual activities;
- (3) Earliest/latest start and earliest/latest end of the each activity;
- (4) Manufacture and shipment of the Materials and Plants to be incorporated to the Works.
- (5) Transport and materials delivery to the Site;
- (6) Mobilization schedule of Contractor’ s and Sub-contractor’ s equipments
- (7) Shop fabrication.
- (8) Working sequence of street and trail pavement.
- (9) Testing and Commissioning etc
- (10) Temporary works including soil erosion and sedimentation control and protection during foundation works.
- (11) Temporary pedestrian and car traffic control and diversion plans.
- (12) Removal of Contractor’ s Equipment;
- (13) Clearing the Site upon completion; and
- (14) Protection of works

ALL PAGES OF THIS ENCLOSURE AS SUBMITTED SHALL BE SIGNED BY THE TENDERER AND ENDORSED WITH THE TENDERER’ S COMPANY STAMP.

ENCLOSURE NO. 7

**CONTRACTOR' S ORGANIZATION CHART**

The Tenderer shall submit with his Tender a detailed organization chart clearly labeled as Enclosure No.7. The organization chart shall include an illustration of the Contractor' s proposed management structure for the Works:

- (1) The Project management and supervisory organization on Site.
- (2) Relevant head office structure in relation to the Project control.
- (3) Maintenance Organization during and after the Defect Liability Period.

Principal personnel including Project management, administrative, technical and supervisory staff, foreign and local, shall each be named or referenced in the Organization Chart and, in addition, the Tenderer shall submit:

- (1) An assignment schedule for each personnel in the form of bar chart, indicating whether full or part time and the proposed period of assignment;
- (2) Comprehensive Curriculum Vitae for personnel, describing names, position, qualifications, age and relevant experience, company name if the Tenderer has been prequalified in association with other companies as a Joint venture/Consortium and their authorities
- (3) Monthly manpower requirement chart for the total Contract Period and categorized into management, supervision, engineering, administrative and labor for both foreign and local.

ALL PAGES OF THIS ENCLOSURE AS SUBMITTED SHALL BE SIGNED BY THE TENDERER AND ENDORSED WITH THE TENDERER' S COMPANY STAMP.

ENCLOSURE NO. 8

**OUTLINE CONSTRUCTION PLAN AND PROPOSED LAYOUT PLAN FOR  
TEMPORARY WORKS**

The Tenderer shall submit the following with his Tender, clearly labeled as Enclosure No. 8.

- (1) An Outline Construction Plan; and
- (2) A proposed Layout Plan for Temporary Works.

The Outline Construction Plan shall include the following:

- (1) A method statement for each respective part of the Works describing the intended construction methods to be employed in the Works;
- (2) A detailed description of the proposed sequences for the execution and completion of the Works;
- (3) Anticipated labor levels (expressed in man-days) for the Works thereof including any works offsite;
- (4) Proposed detail quality control procedures and including:
  - : Site testing and commissioning method and procedure
  - : Manufacturer' s quality control procedure
  - : Proposed on-site/off-site independent laboratory or testing agency
- (5) Proposed Site safety/security control and protection of existing live utilities during construction period.
- (6) Temporary pedestrian and car traffic control and diversion plans.
- (7)

The proposed layout plan for Temporary Works shall be accompanied by drawings indicating the layout and outline of Engineers Office, temporary roads, workshop, control of soil erosion and sedimentation, storage areas, hard standings, offices, fences, Site lighting, power and water supplies etc. and all protection works.

ALL PAGES OF THIS ENCLOSURE AS SUBMITTED SHALL BE SIGNED BY THE TENDERER AND ENDORSED WITH THE TENDERER' S COMPANY STAMP.

ENCLOSURE NO. 9


**LIST OF CONTRACTOR' S AND SUB-CONTRACTOR' S EQUIPMENT**  
**TO BE USED ON THE WORKS**

The Tenderer shall submit with his Tender a List of Contractor' s and Sub-contractor' s Equipment to be used on the Works in the format of the enclosed page, clearly labeled as Enclosure No.9.

ALL PAGES OF THIS ENCLOSURE AS SUBMITTED SHALL BE SIGNED BY THE TENDERER AND ENDORSED WITH THE TENDERER' S COMPANY STAMP.

**LIST OF CONTRACTOR'S EQUIPMENT TO BE USED FOR THE WORKS**

ENCLOSURE NO.9

DESCRIPTION	MANUFACTURER'S NAME	YEAR OF MANUFACTURE	MODEL	QUANTITY	SIZE CAPACITY	OWNED OR LEASED	PRESENT LOCATION
							

\*\* Use additional page if required

\_\_\_\_\_  
(Signature and name of authorized representative of Tenderer)

\_\_\_\_\_  
(Name of Tenderer)



ENCLOSURE NO. 10

**LIST OF MAJOR MATERIALS AND PLANT FOR THE WORKS**

The Tenderer shall submit with his Tender a List of Major Materials and Plant for the Works, clearly labeled as Enclosure No.10.

A. The materials to be incorporated in the Works shall comply with the Specifications in the Tender Documents.

B. The list must be complete in all respects including materials and plant and the Tenderer must submit with his Tender. All manufacturers' catalogues and enclosures, and performance specifications including drawings as necessary, pertaining to the materials.


C. Spare Parts for Defect Liability Period

The Tenderer shall submit list of spare parts including modules, units and consumable items, which the manufacturer recommends for the Defect Liability Period normal operation of equipment after issuance of Completion Certificate in accordance with the Clause 48 of the Conditions of Contract.

ALL PAGES OF THIS ENCLOSURE AS SUBMITTED SHALL BE SIGNED BY THE TENDERER AND ENDORSED WITH THE TENDERER' S COMPANY STAMP.


**LIST OF MAJOR MATERIALS FOR THE WORKS**

**ENCLOSURE NO. 10**

DESCRIPTION	SEC. AND CLAUSE NO. OF VOLUME-II, SPECIFICATIONS	MANUFACTURER / SUPPLIER	STANDARD / MODEL	COUNTRY OF ORIGIN
<p><b>A Site, Civil, Architectural Works</b></p> <ol style="list-style-type: none"> <li>1. Ready Mixed Concrete</li> <li>2. Cement</li> <li>3. Fine Aggregates</li> <li>4. Coarse Aggregates</li> <li>5. Reinforcing Bars (diameter 9mm or less)</li> <li>6. Reinforcing Bars (all others)</li> <li>7. RC Pipe 400 - 800 mm Dia.</li> <li>8. Asphaltic Concrete</li> <li>9. Pre-cast Concrete Pile</li> <li>10. Waterstop</li> <li>11. Sismic isolation pad</li> <li>12. Cement Roofing Tiles</li> <li>13. Concrete Block</li> <li>14. Paint</li> <li>15. Steel Doors</li> <li>16. Wooden Doors</li> <li>17. Aluminium Windows</li> <li>18. Rolling Shutters</li> <li>19. Glass</li> <li>20. Sanitary Fixtures</li> </ol> <p><b>B Mechanical Works</b></p> <ol style="list-style-type: none"> <li>1. Valves</li> <li>2. Galvanized Steel Pipes</li> <li>3. Cast Iron Pipes</li> <li>4. PVC Pipes</li> <li>5. Piping Accessories: joint, bend, tee etc.</li> <li>6. Pumps</li> <li>7. Flow meters</li> <li>8. Air Conditioner</li> <li>9. Ventilation Fans</li> </ol>		 <p><b>SAMPLE</b></p>		

ENC-10/2

**ENCLOSURE NO. 10**

DESCRIPTION	SEC. AND CLAUSE NO. OF VOLUME-II, SPECIFICATIONS	MANUFACTURER / SUPPLIER	STANDARD / MODEL	COUNTRY OF ORIGIN
<p><b>C Electrical Works</b></p> <p>1 Circuit Breakers                      2 Meters                      3 Switch Boards                      4 Tranformers                      5 Busbars                      6 Cables                      7 Intermediate Metalic Conduits                      8 Cable ladders                      9 Computer                      10 Lighting Fixtures                      11 Switches and Receptacles                      12 Heat and Smoke Detectors</p> <p><b>D Landscape</b></p> <p><b>E Exhibition</b></p>				

\_\_\_\_\_  
 (Name and Signature of authorized represeatative)

\_\_\_\_\_  
 (Name of Tenderer)

ENCLOSURE NO. 11

**LIST OF SUB-CONTRACTORS/SUPPLIERS**

The Tenderer shall submit a list of Sub-contractors/Suppliers he proposes to use with his Tender in the format of the enclosed page, clearly labeled as Enclosure No.11. The Tenderer shall also enter a Statement of Similar works previously executed by the proposed sub-contractor including description, location and address of the Employer/Engineer. Notwithstanding such information, the Tenderer, if awarded the Contract, shall remain entirely and solely responsible for the satisfactory completion of the Works.


Reference and/or copy of regal documents for proposed Sub-contractors/Suppliers shall be enclosed.

Extension to this schedule in the same format should be used to provide complete information.

ALL PAGES OF THIS ENCLOSURE AS SUBMITTED SHALL BE SIGNED BY THE TENDERER AND ENDORSED WITH THE TENDERER' S COMPANY STAMP.

**LIST OF SUB-CONTRACTORS/SUPPLIERS**

**ENCLOSURE NO. 11**

TARA OR MATERIALS	NAME OF SUB-CONTRACTOR/ SUPPLIER	ADDRESS OF SUB-CONTRACTOR/ SUPPLIER	NAME OF SIMILAR WORKS PREVIOUSLY EXECUTED	NAME OF EMPLOYER/ EMPLOYER OF WORKS PREVIOUSLY EXECUTED	DESCRIPTION OF WORK
 <p><b>SAMPLE</b></p>					

\*\* Use additional page if required.

\_\_\_\_\_  
(Signature and name of authorized representative of Tenderer)

\_\_\_\_\_  
(Name of Tenderer)

ENCLOSURE NO. 12

**LIST OF INTENDED IMPORT MATERIALS AND PLANT**


The Tenderer shall submit with his Tender a List of Intended Import Materials and Plant, clearly labeled as Enclosure No. 12.

Such list shall include estimated Taxes/duties and other all necessary charges and specify the source countries.

ALL PAGES OF THIS ENCLOSURE AS SUBMITTED SHALL BE SIGNED BY THE TENDERER AND ENDORSED WITH THE TENDERER' S COMPANY STAMP.

**LIST OF INTENDED IMPORT MATERIALS AND PLANT**

**ENCLOSURE NO. 12**

ITEM	DESCRIPTION	UNIT	QUANTITY	SOURCE OF COUNTRIES	MATERIAL / PLANT RATE (FOB)	AMOUNT (FOB)	DUTIES	OTHER CHARGE	TOTAL
 A large oval shape containing the word "SAMPLE" is centered across the main body of the table.									

\*\* Use additional page if required.

\_\_\_\_\_  
(Signature and name of authorized representative of Tenderer)

\_\_\_\_\_  
(Name of Tenderer)

ENCLOSURE NO. 13

**BREAKDOWN OF MAJOR RATES**

The Tenderer shall submit with his Tender a Breakdown of Major Rates, clearly labeled as Enclosure No. 13.

Such breakdowns shall at all times be subject to the approval of the Engineer. The Engineer reserves the right to request such further breakdown as he may consider necessary.

ALL PAGES OF THIS ENCLOSURE AS SUBMITTED SHALL BE SIGNED BY THE TENDERER AND ENDORSED WITH THE TENDERER' S COMPANY STAMP.



**BREAKDOWN OF MAJOR RATES**

**ENCLOSURE NO. 13**

ITEM	DESCRIPTION	UNIT	QUANTITY	MATERIAL/EQUIPMENT		LABOR		Total (JD)
				RATE	AMOUNT	RATE	AMOUNT	
<b>A</b>	<b>SITE, CIVIL</b>							
1								
2								
3								
4								
5								
6								
7								
8								
9								
10								
11								
12								
13								
<b>B</b>	<b>MECHANICAL WORKS</b>							
<b>B-1</b>	<b>Plumbing Works</b>							
1								
2								
3								
4								
5								
6								
7								
8								
9								
10								
11								
12								
<b>B-2</b>	<b>Air-conditioning and Ventilation Works</b>							
1								
2								
3								
4								
5								
6								
7								



\_\_\_\_\_  
 (Name and signature of authorized representative of Tenderer)

\_\_\_\_\_  
 (Name of Tenderer)

ENCLOSURE NO. 14

**DETAILED MONTHLY CASH FLOW OF ANTICIPATED CONTRACT PAYMENTS**

The Tenderer shall submit with his Tender a Detailed Monthly Cash Flow of Anticipated Contract Payment to indicate all payments anticipated to be received under the Contract in relation to the program thereof (cash flow shall be with tabular and graphical form). Appropriate allowance shall be made for payment and repayment of advance payments under the Contract, clearly labeled as Enclosure No.14.

ALL PAGES OF THIS ENCLOSURE AS SUBMITTED SHALL BE SIGNED BY THE TENDERER AND ENDORSED WITH THE TENDERER' S COMPANY STAMP.

THE GOVERNMENT OF  
THE HASHEMITE KINGDOM OF JORDAN  
THE MINISTRY OF TOURISM & ANTIQUITIES  
THE MINISTRY OF PLANNING

## **FORM OF TENDER**

OF

DEAD SEA PANORAMIC COMPLEX SUB-PROJECT  
THE TOURISM SECTOR DEVELOPMENT PROJECT

# FORM OF TENDER

To: The Ministry of Public Works and Housing  
Government Tenders Directorate  
Eight Circle, Albiader Street, Amman

**TENDER**  
**FOR**  
**CONSTRUCTION**  
**OF**  
**DEAD SEA PANORAMIC COMPLEX SUB-PROJECT**  
**TOURISM SECTOR DEVELOPMENT PROJECT**

1. Having examined the Tender Documents comprising the Instructions to Tenderer, Conditions of Contract, the Specifications, the Bill of Quantities, the Drawings and Addendums for the above named works. We, undersigned, offer to undertake the work complete in conformity with the above mentioned documents for the sum of;

amount in words Jordanian Dinar \_\_\_\_\_

( J.D. \_\_\_\_\_ )

2. We undertake, if our Tender is accepted, to commence the Works within fourteen (14) days after receipt of the Employer's Notice to Proceed, this period to be utilized for mobilization works, and to complete and deliver the while works comprised in the contract within Eighteen (18) months from the last date of the aforesaid period in which the Works are to be commenced.
3. If our Tender is acceptable, we will submit a Performance Security in the form of bank guarantee to jointly and severally bound us in the sum equal to ten percent (10%) of the total Contract Sum in Jordanian Dinar for the faithful and satisfactory performance of the contract.

4. We agree to abide by this Tender for a period of sixty (60) calendar days from the date set for the opening of Tender and it shall remain binding upon us and may be accepted at any time before the expiration of this period. The Tender Security shall remain valid for ninety (90) calendar days after the date of opening of Tender.
  
5. Unless and until the Contract Agreement is prepared and executed, this Tender, together with your Letter of Acceptance, shall constitute a binding Contract between us. We agree that our receipt of your Letter of Acceptance will bind us to enter into the Contract Agreement with you, until the submission by us of an acceptable Performance Security within the required period.
  
6. We acknowledge that the Appendix to Tender forms part of our Tender.
  
7. We confirm that we have taken account of Notices to Tenderer:  
No. \_\_\_\_\_, dated \_\_\_\_\_, \_\_\_\_\_, 2,000  
No. \_\_\_\_\_, dated \_\_\_\_\_, \_\_\_\_\_, 2,000  
No. \_\_\_\_\_, dated \_\_\_\_\_, \_\_\_\_\_, 2,000  
No. \_\_\_\_\_, dated \_\_\_\_\_, \_\_\_\_\_, 2,000  
No. \_\_\_\_\_, dated \_\_\_\_\_, \_\_\_\_\_, 2,000  
No. \_\_\_\_\_, dated \_\_\_\_\_, \_\_\_\_\_, 2,000  
No. \_\_\_\_\_, dated \_\_\_\_\_, \_\_\_\_\_, 2,000  
No. \_\_\_\_\_, dated \_\_\_\_\_, \_\_\_\_\_, 2,000

8. We understand that you are not bound to accept the lowest or any Tender you may receive.

Date this \_\_\_\_\_ day of \_\_\_\_\_, 2000

Signed \_\_\_\_\_  
(Printed Name)

Designation \_\_\_\_\_

Duly authorized to sign  
For and on behalf of \_\_\_\_\_

\_\_\_\_\_  
(Witness)

\_\_\_\_\_  
(Witness)

\_\_\_\_\_  
(Witness)

\_\_\_\_\_  
(Witness)