

JAPAN INTERNATIONAL COOPERATION AGENCY

THE GOVERNMENT OF THE HASHEMITE KINGDOM OF JORDAN  
THE MINISTRY OF TOURISM AND ANTIQUITIES, THE MINISTRY OF PLANNING

DRAFT  
TENDER DOCUMENTS FOR CONSTRUCTION  
OF  
NATIONAL MUSEUM SUB-PROJECT  
THE TOURISM SECTOR DEVELOPMENT PROJECT

**VOLUME IV  
DRAWINGS**

**(1) ARCHITECTURAL, EXHIBITION AND STRUCTURAL WORKS**

JICA LIBRARY



J 1160578 (9)

Pacific Consultants International  
Yamashita Sekkei Inc.

August 2000

SSF

JR

00-153





JAPAN INTERNATIONAL COOPERATION AGENCY

THE GOVERNMENT OF THE HASHEMITE KINGDOM OF JORDAN  
THE MINISTRY OF TOURISM AND ANTIQUITIES, THE MINISTRY OF PLANNING

DRAFT  
TENDER DOCUMENTS FOR CONSTRUCTION  
OF  
**NATIONAL MUSEUM SUB-PROJECT**  
THE TOURISM SECTOR DEVELOPMENT PROJECT

**VOLUME IV**  
**DRAWINGS**  
**(1) ARCHITECTURAL, EXHIBITION AND STRUCTURAL WORKS**

Pacific Consultants International  
Yamashita Sekkei Inc.

August 2000



1160578 (9)

**THE TOURIST SECTOR DEVELOPMENT PROJECT  
IN  
THE HASHEMITE KINGDOM OF JORDAN  
SUB - PROJECT  
NATIONAL MUSEUM  
ARCHITECTURAL WORK**

Tourism Sector Development Project  
in the Hashemite Kingdom of Jordan

The Government of  
The Hashemite Kingdom of Jordan  
The Ministry of Tourism and Antiquities  
The Ministry of Planning

Sub-Project:

NATIONAL MUSEUM

Note:

This detailed design has been executed by a team of consultants as shown below in accordance with the agreement between Japan International Cooperation Agency (JICA) and JICA Study Team.

The copyright of this drawing rests with JICA.

DRAWING NO.	DRAWING TITLE	SCALE
	Cover	
A-001	Project Title, Drawing List	NS
A-002	General Notes	NS
A-003	Finishing Schedule (1)	NS
A-004	Finishing Schedule (2)	NS
A-005	Floor Area Schedule	1/500
A-006	Site Location, Existing Site Plan	1/400
A-101	Site Plan	1/400
A-102	Basement Floor Plan	1/200
A-103	Ground Floor Plan	1/200
A-104	First Floor Plan	1/200
A-105	Second Floor Plan	1/200
A-106	Roof Floor Plan	1/200
A-107	Top Roof Plan	1/200
A-201	Elevations (1)-North, South Elevation	1/200
A-202	Elevations (2)-East, West Elevation	1/200
A-203	Sections (1)	1/200
A-204	Sections (2)	1/200
A-251	Wall Section (1)	1/50
A-252	Wall Section (2)	1/50
A-253	Wall Section (3)	1/50
A-254	Wall Section (4)	1/50
A-255	Wall Section (5)	1/50
A-256	Wall Section (6)	1/50
A-257	Wall Section (7)	1/50
A-258	Wall Section (8)	1/50
A-301	Staircase (1)	1/50
A-302	Staircase (2)	1/50, 1/20
A-303	Staircase (3)	1/50
A-304	Staircase (4)	1/50, 1/20, 1/2
A-305	Staircase (5)	1/50, 1/20, 1/2
A-306	Staircase (6)	1/50, 1/20, 1/2
A-401	Main Entrance Hall (1)	1/100
A-402	Main Entrance Hall (2)	1/100
A-403	Main Entrance Hall (3)	1/100
A-404	Main Entrance Hall (4)	1/25
A-405	Main Entrance Hall (5)	1/25
A-406	Office, Security Office (1)	1/50
A-407	Office, Security Office (2)	1/50
A-408	Director's Office/Meeting Room (1)	1/50
A-409	Director's Office/Meeting Room (2)	1/50
A-410	Library/Production Room	1/50
A-411	Laboratory	1/50
A-412	Temporary Gallery	1/100
A-413	Seminar Room (1)	1/50
A-414	Seminar Room (2)	1/50
A-415	Seminar Room (3)	1/50
A-416	Seminar Room (4)	1/2.5
A-417	Restaurant (1)	1/50
A-418	Restaurant (2)	1/50
A-419	Restaurant (3)	1/50

DRAWING NO.	DRAWING TITLE	SCALE
A-425	Exhibition Hall - General plan (0. FL.)	1/100
A-426	Exhibition Hall - General plan (2ND. FL.)	1/100
A-427	Exhibition Hall - Zone 1 (1)	1/50
A-428	Exhibition Hall - Zone 1 (2)	1/50
A-429	Exhibition Hall - Zone 1 (3)	1/50
A-430	Exhibition Hall - Zone 1 (4)	1/50
A-431	Exhibition Hall - Zone 2	1/50
A-432	Exhibition Hall - Zone 3	1/50
A-433	Exhibition Hall - Zone 4	1/50
A-434	Exhibition Hall - Zone 5	1/50
A-435	Exhibition Hall - Zone 6	1/50
A-436	Exhibition Hall - Zone 7	1/50
A-437	Exhibition Hall - Zone 8	1/50
A-438	Exhibition Hall - Zone 9 (1)	1/50
A-439	Exhibition Hall - Zone 9 (2)	1/50
A-440	Exhibition Hall - Zone 10	1/50
A-441	Exhibition Hall - Zone 11	1/50
A-442	Exhibition Hall - Zone 12 (1)	1/50
A-443	Exhibition Hall - Zone 12 (2)	1/50
A-444	Exhibition Hall - Zone 13	1/50
A-445	Exhibition Hall - Zone 14 (1)	1/50
A-446	Exhibition Hall - Zone 14 (2)	1/50
A-447	Exhibition Hall - Zone 15 (1)	1/50
A-448	Exhibition Hall - Zone 15 (2)	1/50
A-449	Exhibition Hall - Zone 16	1/50
A-481	Toilets (1)	1/50
A-482	Toilets (2)	1/50
A-483	Toilets (3)	1/50
A-484	Toilets (4)	1/50
A-485	Toilets (5)	1/50
A-486	Toilets (6)	1/50
A-487	Toilets (7)	1/2, 1/5, 1/20
A-501	Ceiling Plan (1) - Basement Floor	1/200
A-502	Ceiling Plan (2) - Ground Floor	1/200
A-503	Ceiling Plan (3) - First Floor	1/200
A-504	Ceiling Plan (4) - Second Floor	1/200
A-601	Doors and Windows Key Plan (1)	1/200
A-602	Doors and Windows Key Plan (2)	1/200
A-603	Doors and Windows Key Plan (3)	1/200
A-604	Doors and Windows Key Plan (4)	1/200
A-605	Doors and Windows Key Plan (5)	1/200
A-606	Doors and Windows Schedule (1)	1/50
A-607	Doors and Windows Schedule (2)	1/50
A-608	Doors and Windows Schedule (3)	1/50
A-609	Doors and Windows Schedule (4)	1/100
A-610	Wooden Panels Details	1/25
A-611	Aluminum Details	1/2
A-612	Doors & Windows Details	1/2
A-613	Sign List & Details-Key Plan (1)	NS
A-614	Sign List & Details-Key Plan (2)	NS
A-615	Sign List & Details-Key Plan (3)	NS
A-616	Sign List & Details-Key Plan (4)	NS

DRAWING NO.	DRAWING TITLE	SCALE
A-701	External Works - Tiling Patterns	1/400
A-702	External Works - Tiling Details	1/100
A-703	External Works - Detail at Main Plaza	1/100
A-704	External Works - Seats & Columns Details	1/20
A-705	External Works - Grating & Sign Details	1/20
A-706	External Works - Edges & Curbs	1/5
A-707	External Works - Restaurant Pergolas	1/20
A-708	External Works - Soft Landscape Plan	1/400
A-801	Construction Detail (1)	1/10
A-802	Construction Detail (2)	1/10
A-803	Construction Detail (3)	1/10
A-804	Construction Detail (4)	1/10
A-805	Construction Detail (5)	1/10
A-806	Construction Detail (6)	1/10
A-807	Construction Detail (7)	1/10
A-808	Construction Detail (8)	1/10
A-809	Construction Detail (9)	1/10
A-810	Construction Detail (10)	1/10
A-825	Exhibition Hall - Construction Detail (1)	1/10, 1/20
A-826	Exhibition Hall - Construction Detail (2)	1/10
A-827	Exhibition Hall - Construction Detail (3)	1/10
A-828	Exhibition Hall - Construction Detail (4)	1/10
A-829	Exhibition Hall - Construction Detail (5)	1/10
A-830	Exhibition Hall - Construction Detail (6)	1/10
A-831	Exhibition Hall - Construction Detail (7)	1/10
A-832	Exhibition Hall - Construction Detail (8)	1/10
A-851	Details (D.01)	1/2
A-852	Details (D.02)	1/2
A-853	Details (D.03)	1/2
A-854	Details (D.04)	1/2
A-855	Details (D.05)	1/2, 1/5
A-856	Details (D.06)	1/2
A-857	Details (D.07)	1/2
A-858	Details (D.08)	1/2, 1/10, 1/25, 1/5

Designed by:

Japan International Cooperation Agency (JICA)

JICA Study Team:

Joint Venture of Pacific Consultants International and Yamashita Sekkel Inc.

Subcontracted Local Consultant:

Jafar Tukan and Partners Architects and Engineers

Drawing Title:

**PROJECT TITLE, DRAWING LIST**

Scale:

Drawing No.:

A-001

**1 GENERAL NOTES**  
A-002 SCALE = N.T.S.

**GENERAL NOTES**

**Copyright**  
1. This detail design has been executed by a team of consultants stipulated here under in accordance with the agreement between Japan International Cooperation Agency (JICA) and the Detail Design Study Team.  
2. The copyright of all the drawings rests with JICA.

**Dimensions**

- All dimensions are shown in centimeters, unless otherwise specified.
- Do not use scale on the drawings for dimensions. Only numerical dimensions are to be read.
- Levels indicated on drawings for respective floors are to top of finished floors and are given in meters.
- Dimensions showing the height of wood doors are taken from finished floor level to the top of frame at head.
- Dimensions showing the width of wood doors are taken between outer face of door frame.

**Materials**

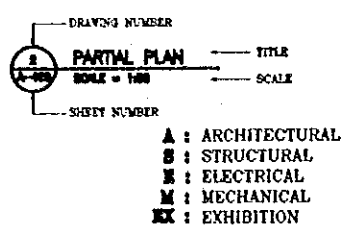
- All internal walls of shafts shall be plastered.
- All floors of shafts shall have cement screed.
- All walls above false ceiling level have rough plaster only, unless otherwise specified.
- Ceramic wall tiles shall be extended one tile above false ceiling level.
- Proper galvanized steel mesh or beads are required at corners, stop ends and joints when plastering.

**ABBREVIATION**

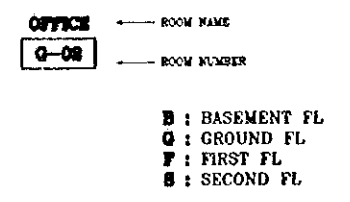
AT	ACRYLIC EMULSION PAINT	N	NORTH
ATP	ACRYLIC RESIN EMULSION	NAT	NATURAL
ATP	ACRYLIC TEXTURED PAINT	NO	NUMBER
AV	ALUMINUM VENEER	OC	ON CENTER
BAR	BAKED ACRYLIC RESIN	OS	OIL STAIN
BLDG	BUILDING	P	PAGE
CH	CERILING HEIGHT	PB	PLASTER BOARD
CL	CLEAR LACQUER	PL	PLATE
CLKG	CAULKING	FS	FINISH SPACE
CONC.	CONCRETE	PVC	POLYVINYL CHLORIDE
D	DEPTH	RC	REINFORCED CONCRETE
DN	DOWN	RD	ROOF DRAIN
DP	DOWN PIPE	REV	REVISION
DS	DUCTING SPACE	RM	ROOM
DW	DOOR WIDTH	S	STEEL
DWG	DRAWING	SD	STEEL DOOR
EXP. JT.	EXPANSION JOINT	SEC	SECTION
ELEC	ELECTRIC (ELECTRICAL)	SGP	GALVANIZED STEEL PIPE
EPS	ELECTRICAL PIPING SPACE	SL	STEEL LOUVER
F	FEMALE	SOP	SYNTHETIC RESIN PAINT
FB	FLOOR BAR	SS	STAINLESS STEEL
FD	FLOOR DRAIN	ST	STEEL TROWEL FINISH
FH	FIRE HYDRANT	SW	STEEL WINDOW
FIN	FINISH	THK(ALL)	THICKNESS
FL	FLOOR LEVEL	TEL	TELEPHONE
GL	GROUND LEVEL	TB	TERMINAL BOARD
H	HEIGHT	TYP	TYPICAL
HL	HAIR LINE FINISH	VENT	VENTILATION
JT	JOINT	VP	VINYL ENAMEL PAINT
KG	KELOGRAM	W	WIDTH
LAB	LABORATORY	W/	WITH
LD	LEAD DOOR	WD	WOODEN DOOR
L	LENGTH	WF	WOODEN TROWEL FINISH
LSS	LIGHTWEIGHT STEEL SHUTTER	WV	WOODEN WINDOW
LW	LEAD WINDOW	WG	WIRED GLASS
M	MALE	Ø	DIAMETER
MAX	MAXIMUM	CL	CENTER LINE
MH	MANHOLE		
MIN	MINIMUM		
MM(mm)	MILLIMETER(S)		

**2 DRAWING SYMBOLS**  
A-002 SCALE = N.T.S.


**DRAWING TITLE**



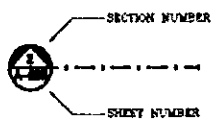
**ROOM ASSIGNMENT**



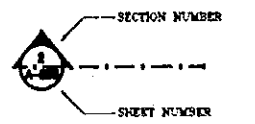
**FLOOR LEVEL**



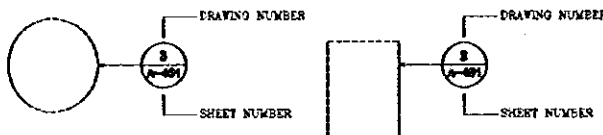
**WALL SECTION LINE**



**SECTION LINE**



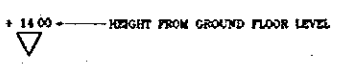
**REFERENCE TO DETAIL**



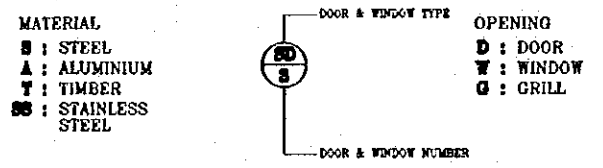
**IN SECTION**

**IN PLAN**

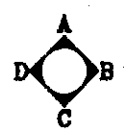
**HEIGHT FROM GROUND FLOOR LEVEL**



**DOOR & WINDOW TYPE**

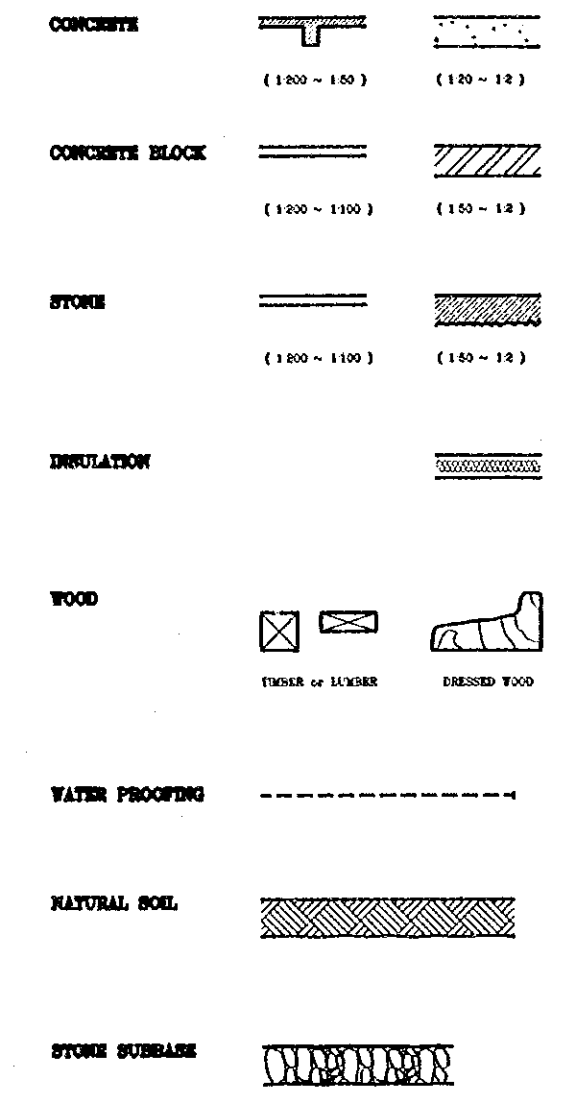


**INTERNAL ELEVATION DIRECTION**

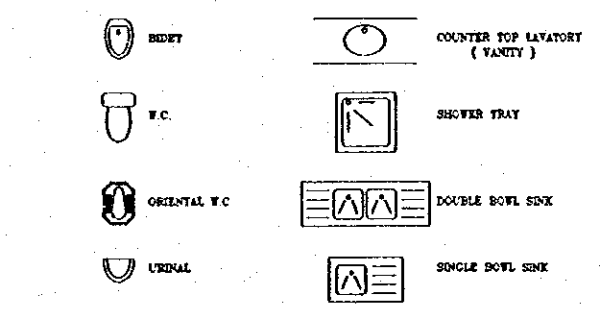


**3 MATERIAL SYMBOLS**  
A-002 SCALE = N.T.S.

**CONSTRUCTION MATERIAL**



**FIXTURE and EQUIPMENT**

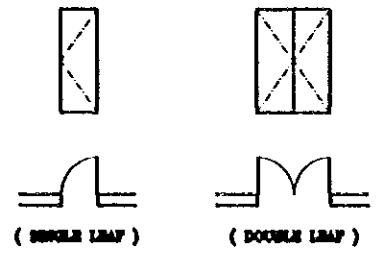


**ELEVATOR**

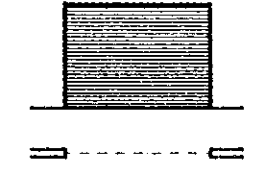


**4 OPENING SYMBOLS**  
A-002 SCALE = N.T.S.

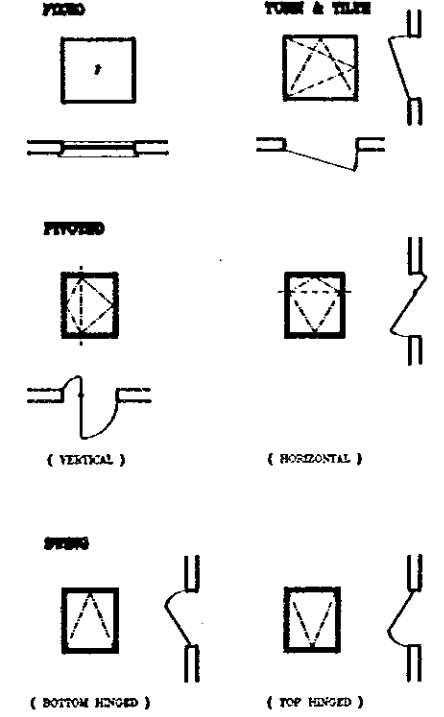
**DOORS**



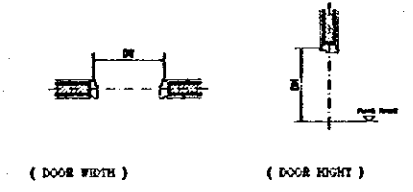
**ROLL-UP DOOR**



**WINDOWS**



**DOOR DIMENSIONS**



Tourism Sector Development Project in the Hashemite Kingdom of Jordan

The Government of The Hashemite Kingdom of Jordan  
The Ministry of Tourism and Antiquities  
The Ministry of Planning

Sub-Project: NATIONAL MUSEUM

Note:  
This detailed design has been executed by a team of consultants as shown below in accordance with the agreement between Japan International Cooperation Agency (JICA) and JICA Study Team.  
The copyright of this drawing rests with JICA.

Designed by:  
Japan International Cooperation Agency (JICA)  
JICA Study Team:  
Joint Venture of Pacific Consultants International and Yamasita Sekkei Inc.

Subcontracted Local Consultant:  
Jafar Tukon and Partners  
Architects and Engineers

Drawing title:  
**GENERAL NOTES**

Scale: --- Drawing No.: A-002





ROOM NO.	ROOM NAME	FLOOR AREA	FLOOR								SKIRTING						WALL						CEILING								REMARKS	
			1	2	3	4	5	6	7	8	1	2	3	4	5	6	1	2	3	4	5	6	7	8	1	2	3	4	5	6		7
F-01	MALE TOILETS	11																													240	TOILET FIXTURE , MARBLE PARTITION
F-02	FEMALE TOILETS	11																													240	TOILET FIXTURE , MARBLE PARTITION
F-03	CORRIDOR	112																													240	
F-04	LIBRARY	95																													280	
F-05	LIBRARY OFFICE	18																													280	
F-06	PRODUCTION ROOM	34																													280	
F-07	LABORATORY	84																													280	
F-08	DIRECTOR'S ROOM	38																													280	
F-09	SECRETARY OFFICE	18																													280	
F-10	DEPUTY DIRECTOR'S ROOM	21																													280	
F-11	MEETING ROOM	53																													280	
F-12	SERVICE ROOM	11																													240	
F-13	PANTRY	5																													240	SINK
F-14	BRIDGE	94																													280	
F-15	STORE	22																														
S-01	MAIN EXHIBITION HALL	1305																													410	
S-02	FOYER	175																														
S-03	ELECTRICAL ROOM	10																														
S-04	SECURITY OFFICE	23																													280	
S-05	TEMPORARY GALLERY	329																													410	
S-06	STORE	20																													240	
S-07	SERVICE ROOM	11																													240	
S-08	PANTRY	5																													240	
COMMON ROOM																																
	STAIRCASE(1)	20																														HANDRAIL POWDER COATED STEEL PIPE (GALVANIZED)
	STAIRCASE(2)	17																														
	STAIRCASE(3)	17																														
	STAIRCASE(4)	55																														
	STAIRCASE(5)	22																														

EXTERNAL FINISH SCHEDULE

- EXTERNAL WALL : LIME STONE (3 TYPES OF FINISHING)  
 (1) ROUGH STONE CLADDING 5 THK.  
 (2) HAMMERED STONE CLADDING 5 THK.  
 (3) SMOOTH STONE CLADDING 5 THK.
- FLOOR : -MAIN COURTYARD : PATTERNED LIME STONE 3THK.  
 -OUT DOOR EXHIBITION GALLERY : LIME STONE 3THK.  
 -PATIO : PATTERNED LIME STONE 3THK  
 -COURTYARD : LIME STONE 3THK  
 -TERRACE : LIME STONE ON MORTAR WATERPROOFING
- ROOF : -CONCRETE FINISH 15 THK W/WIRE-MESH 06,15X15 .  
 POLYMERIC MASTIC SEALANT JOINT 200 X 200 EACH DIRECTION  
 ASPHALT WATER PROOFING SHEET (DOUBLE)  
 CONCRETE TOPPING 2THK.  
 LIGHTWEIGHT CONCRETE 15THK
- DRAIN PIPING : -ROOF DRAIN; # 4" STEEL PARAPET OUTLET  
 -DOWN PIPE : # 4" STEEL PIPE
- OPENING : (1) STRUCTURAL GLAZING (GLASS FACAD SYSTEM) (ANODIZED) W/12X6X8mm DOUBLE GLAZED (TINED)  
 (2) ALUMINUM WINDOW (ANODIZED) W/12X6X8mm DOUBLE GLAZED (TINED)  
 (3) STEEL DOOR (SOP FINISH)  
 (4) STAIN LESS STEEL PIPE ROLLING SHUTTER  
 (5) SKYLIGHT STAINLESS STEEL FRAME ,DOUBLE GLAZED (WIRED GLASS 6.6mm +CLEAR GLASS 10.0mm)

Designed by:  
Japan International Cooperation Agency (JICA)  
JICA Study Team:  
Joint Venture of Pacific Consultants International and Yamasita Sekkel Inc.  
Subcontracted Local Consultant:  
Jafar Tukon and Partners Architects and Engineers

Drawing title:  
**FINISHING SCHEDULE (2)**

Scale: - Drawing No: **A-004**

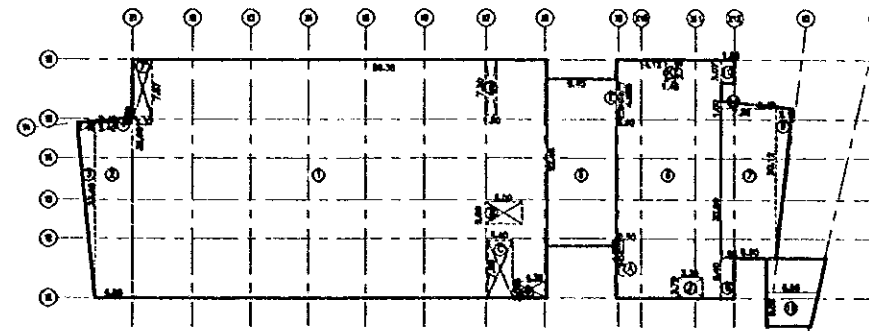
Note:  
This detailed design has been executed by a team  
of consultants as shown below in accordance with  
the agreement between Japan International  
Cooperation Agency (JICA) and JICA Study Team.

The copyright of this drawing rests with JICA.

BUILDING AREA : 4085.53 m<sup>2</sup>

FLOOR AREAS : 9232.77 m<sup>2</sup>

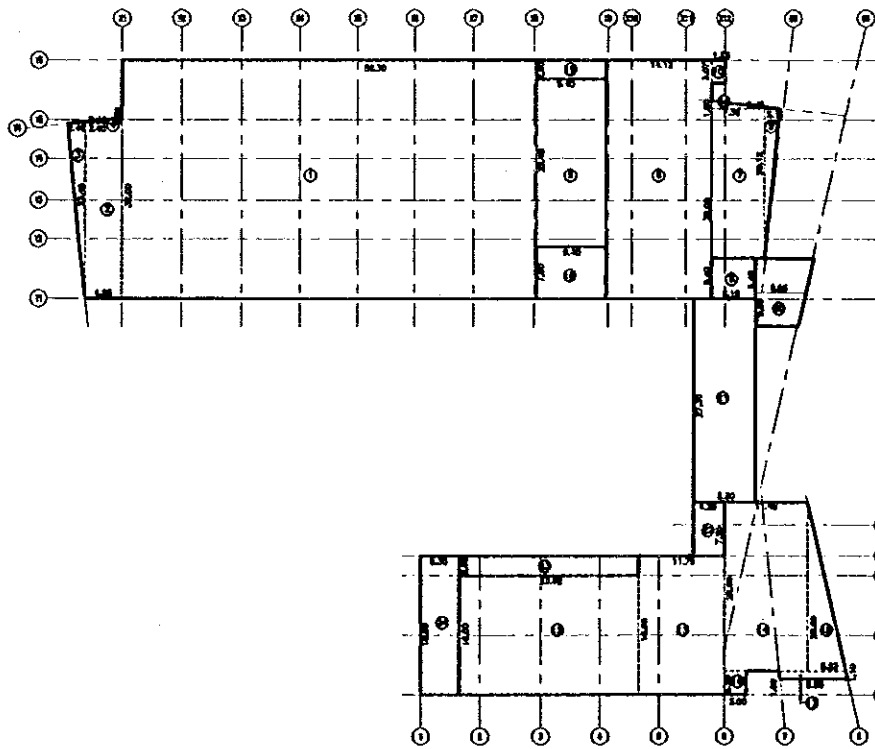
BASEMENT FLOOR : 2910.87 m<sup>2</sup>  
GROUND FLOOR : 3453.83 m<sup>2</sup>  
FIRST FLOOR : 728.39 m<sup>2</sup>  
SECOND FLOOR : 2139.68 m<sup>2</sup>  
TOTAL : 9232.77 m<sup>2</sup>



**GROUND FLOOR AREA**

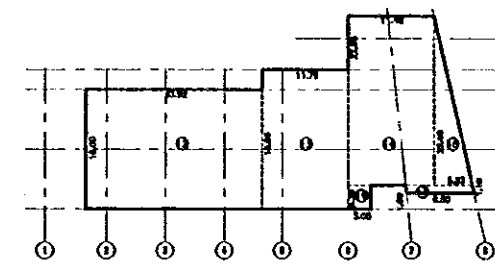
No.	DESCRIPTION	Area (m <sup>2</sup> )
1	24.30 x 32.00	777.60
2	4.80 x 32.40	155.52
3	2.40 x 32.40 x 0.5	39.24
4	7.40 x 6.70 x 0.5	2.48
5	22.40 x 8.40	188.16
6	14.12 x 32.00	451.84
7	7.30 x 30.12	220.08
8	1.80 x 8.40	15.12
9	8.8 x 2.11 x 30.12	55.23
10	1.80 x 3.07	5.53
11	0.6 x 0.47 x 1.00	0.28
12	1.8 x 22.82	410.76
13	11.70 x 15.00	175.50
14	22.80 x 11.40	260.16
15	0.6 x 22.80 x 0.25	3.42
16	3 x 3.30	9.90
17	0.18 x 1.00	0.18
18	0.40 x 7.00	2.80
19	0.40 x 8.30	3.32
20	0.20 x 8.30	1.66
21	27.30 x 8.30	226.59
22	7.30 x 4.30	31.39
23	23.22 x 5.80	135.08
24	18.80 x 8.30	156.04
	<b>Sub - TOTAL</b>	<b>3453.83</b>
	<b>TOTAL</b>	<b>3453.83</b>
<b>SUBTRACT AREAS</b>		
A	0.50 x 4.80	-2.40
B	0.50 x 2.80	-1.40
C	3.40 x 7.00	-23.80
D	0.30 x 0.70	-0.21
E	0.50 x 4.80	-2.40
F	0.50 x 7.00	-3.50
G	7.30 x 1.50	-10.95
H	0.78 x 1.40	-1.09
I	0.30 x 0.70	-0.21
	<b>Sub - TOTAL</b>	<b>-66.96</b>
	<b>TOTAL</b>	<b>2910.87</b>

**1 BUILDING AREA CALCULATION TABLE**  
SCALE = 1:800



No.	DESCRIPTION	Area (m <sup>2</sup> )
1	24.30 x 32.00	777.60
2	4.80 x 32.40	155.52
3	2.40 x 32.40 x 0.5	39.24
4	7.40 x 6.70 x 0.5	2.48
5	22.40 x 8.40	188.16
6	14.12 x 32.00	451.84
7	7.30 x 30.12	220.08
8	1.80 x 8.40	15.12
9	8.8 x 2.11 x 30.12	55.23
10	1.80 x 3.07	5.53
11	0.6 x 0.47 x 1.00	0.28
12	1.8 x 22.82	410.76
13	11.70 x 15.00	175.50
14	22.80 x 11.40	260.16
15	0.6 x 22.80 x 0.25	3.42
16	3 x 3.30	9.90
17	0.18 x 1.00	0.18
18	0.40 x 7.00	2.80
19	0.40 x 8.30	3.32
20	0.20 x 8.30	1.66
21	27.30 x 8.30	226.59
22	7.30 x 4.30	31.39
23	23.22 x 5.80	135.08
24	18.80 x 8.30	156.04
	<b>Sub - TOTAL</b>	<b>3453.83</b>
	<b>TOTAL</b>	<b>3453.83</b>

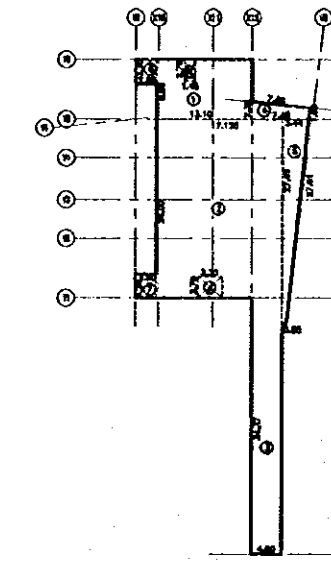
**GROUND FLOOR**



**FIRST FLOOR AREA**

No.	DESCRIPTION	Area (m <sup>2</sup> )
1	8.20 x 14.10	115.62
2	17.10 x 8.4	143.64
3	24.27 x 4.00	97.08
4	18.50 x 7.00	129.50
5	18.50 x 27.00	500.50
6	3.30 x 3.30	10.89
7	3.30 x 3.30	10.89
	<b>Sub - TOTAL</b>	<b>728.39</b>
	<b>TOTAL</b>	<b>728.39</b>
<b>SUBTRACT AREAS</b>		
H	0.78 x 1.40	-1.09
I	0.30 x 0.70	-0.21
	<b>Sub - TOTAL</b>	<b>-1.30</b>
	<b>TOTAL</b>	<b>728.39</b>

**FIRST FLOOR**

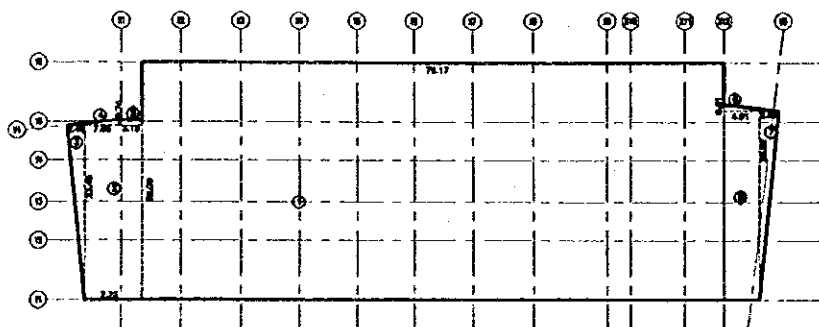


**SECOND FLOOR AREA**

No.	DESCRIPTION	Area (m <sup>2</sup> )
1	26.00 x 76.17	1982.44
2	22.40 x 7.70	172.48
3	2.40 x 32.40 x 0.5	39.24
4	7.40 x 6.70 x 0.5	2.48
5	8.70 x 1.16	10.09
6	7.00 x 0.47 x 0.5	1.62
7	22.80 x 0.27 x 0.5	3.06
8	4.21 x 30.80	129.70
	<b>Sub - TOTAL</b>	<b>2139.68</b>
	<b>TOTAL</b>	<b>2139.68</b>
<b>SUBTRACT AREAS</b>		
A	0.50 x 4.80	-2.40
B	0.50 x 0.70	-0.35
C	0.50 x 0.50	-0.25
D	0.30 x 0.80	-0.24
E	12.40 x 15.40	-190.96
F	2.47 x 7.07	-17.44
G	7.30 x 1.80	-13.14
H	0.78 x 1.40	-1.09
I	0.30 x 0.70	-0.21
J	0.40 x 7.00	-2.80
	<b>Sub - TOTAL</b>	<b>-349.81</b>
	<b>TOTAL</b>	<b>2139.68</b>

**SECOND FLOOR**

**2 FLOOR AREA CALCULATION TABLE**  
SCALE = 1:800



No.	DESCRIPTION	Area (m <sup>2</sup> )
1	26.00 x 76.17	1982.44
2	22.40 x 7.70	172.48
3	2.40 x 32.40 x 0.5	39.24
4	7.40 x 6.70 x 0.5	2.48
5	8.70 x 1.16	10.09
6	7.00 x 0.47 x 0.5	1.62
7	22.80 x 0.27 x 0.5	3.06
8	4.21 x 30.80	129.70
	<b>Sub - TOTAL</b>	<b>2910.87</b>
	<b>TOTAL</b>	<b>2910.87</b>

**BASEMENT FLOOR**

Designed by:  
Japan International Cooperation  
Agency (JICA)

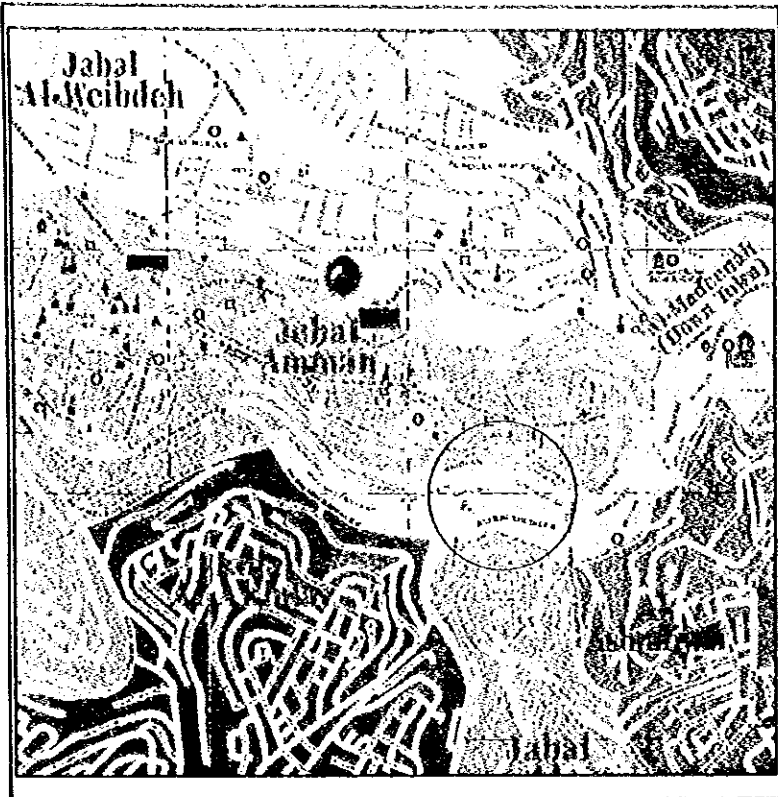
JICA Study Team:  
Joint Venture of  
Pacific Consultants International and  
Yamashita Sekkei Inc.

Subcontracted Local Consultant:  
Jafor Tukan and Partners  
Architects and Engineers

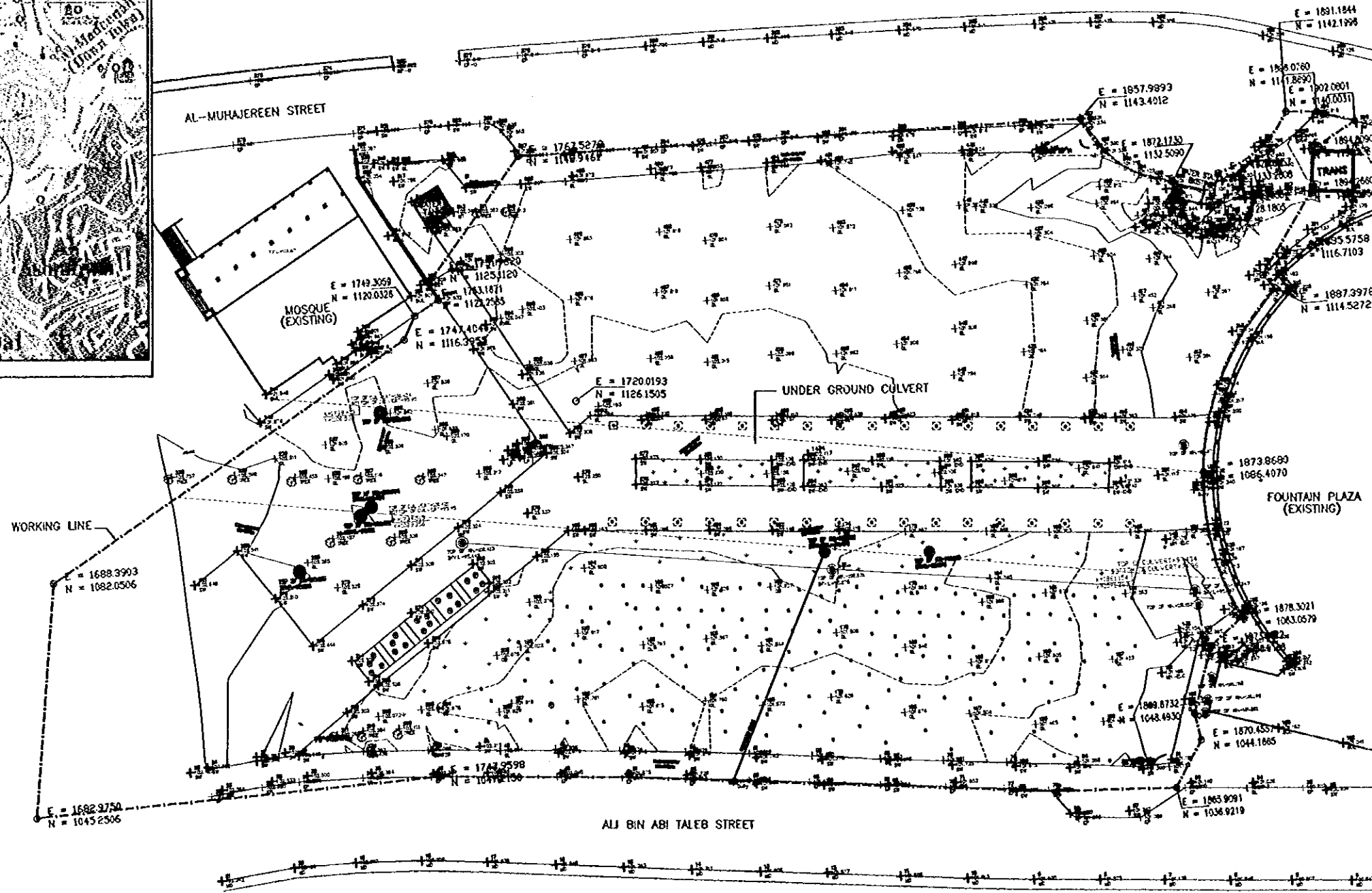
Drawing Title:

**FLOOR AREA SCHEDULE**

Scale: **1:800** Drawing No.: **A-005**



1 SITE LOCATION  
A-006 SCALE = N.T.S.



LEGEND

SB	SIDE WALK	⊙	WHEEL
SL	GROUND LEVEL	⊗	TREE
EP	EDGE OF PAVEMENT	⊕	SPRINK
CP	CONTROL POINT		

2 EXISTING SITE PLAN  
A-006 SCALE = 1:400

Tourism Sector Development Project  
in the Hashemite Kingdom of Jordan

The Government of  
The Hashemite Kingdom of Jordan  
The Ministry of Tourism and Antiquities  
The Ministry of Planning

Sub-Project:  
**NATIONAL MUSEUM**

Note:  
This detailed design has been executed by a team  
of consultants as shown below in accordance with  
the agreement between Japan International  
Cooperation Agency (JICA) and JICA Study Team.  
  
The copyright of this drawing rests with JICA.

Designed by:  
Japan International Cooperation  
Agency (JICA)  
JICA Study Team:  
Joint Venture of  
Pacific Consultants International and  
Yamashita Sekkel Inc.  
  
Subcontracted Local Consultant:  
Jafor Tukon and Partners  
Architects and Engineers

Drawing Title:  
**SITE LOCATION  
EXISTING SITE PLAN**

Scale: 1:400 Drawing No: A-006

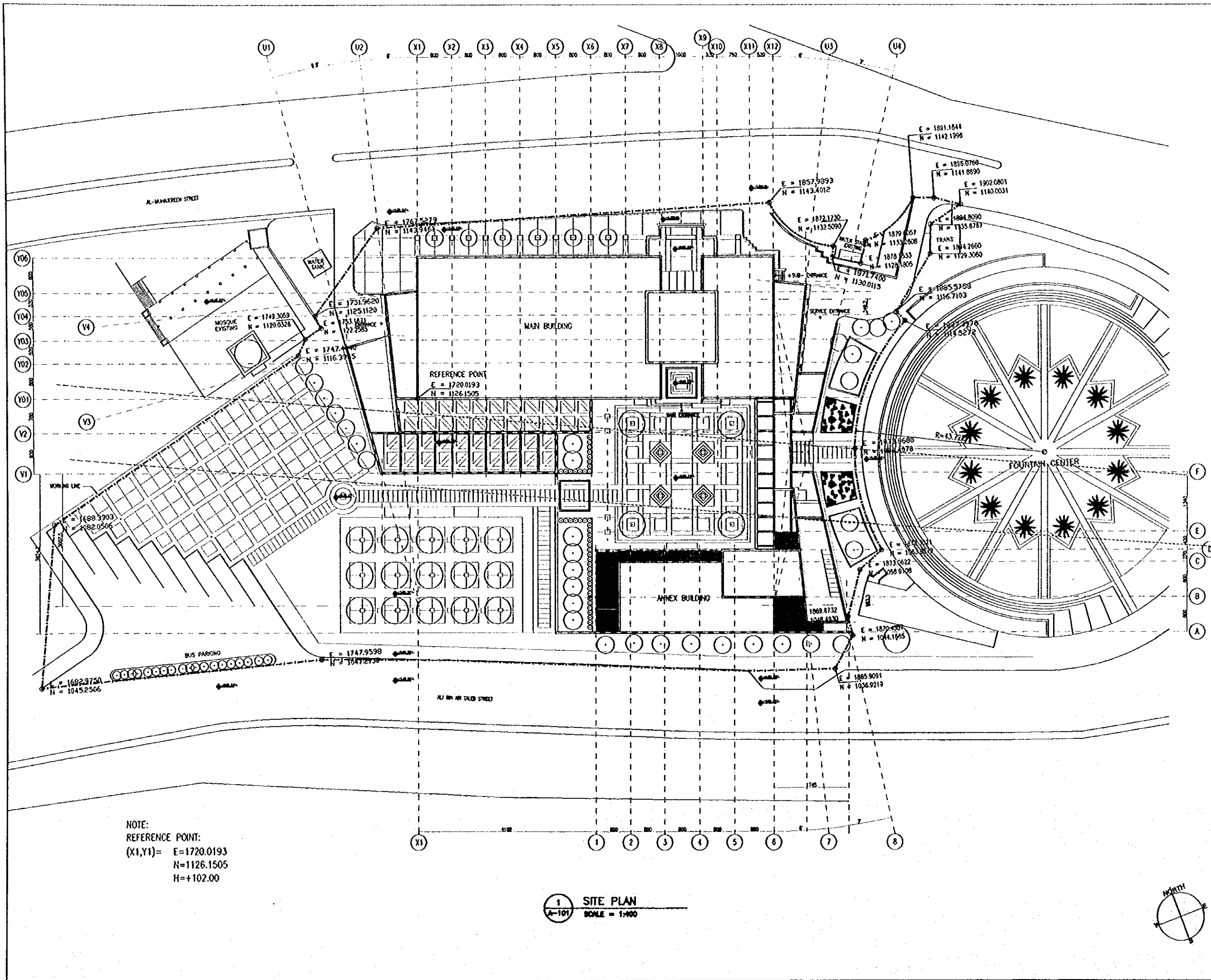
Sub Project:

NATIONAL MUSEUM

Note:

This detailed design has been executed by a team of consultants as shown below in accordance with the agreement between Japan International Cooperation Agency (JICA) and JICA Study Team.

The copyright of this drawing rests with JICA.



NOTE:  
REFERENCE POINT:  
(X1,Y1)= E=1720.0193  
N=1126.1505  
H=+102.00

1 SITE PLAN  
A-101 SCALE = 1:400

Designed by:

Japan International Cooperation Agency (JICA)

JICA Study Team:

Joint Venture of Pacific Consultants International and Yamashita Sekkel Inc.

Subcontracted Local Consultant:

Jafar Tukon and Partners Architects and Engineers

Drawing Title:

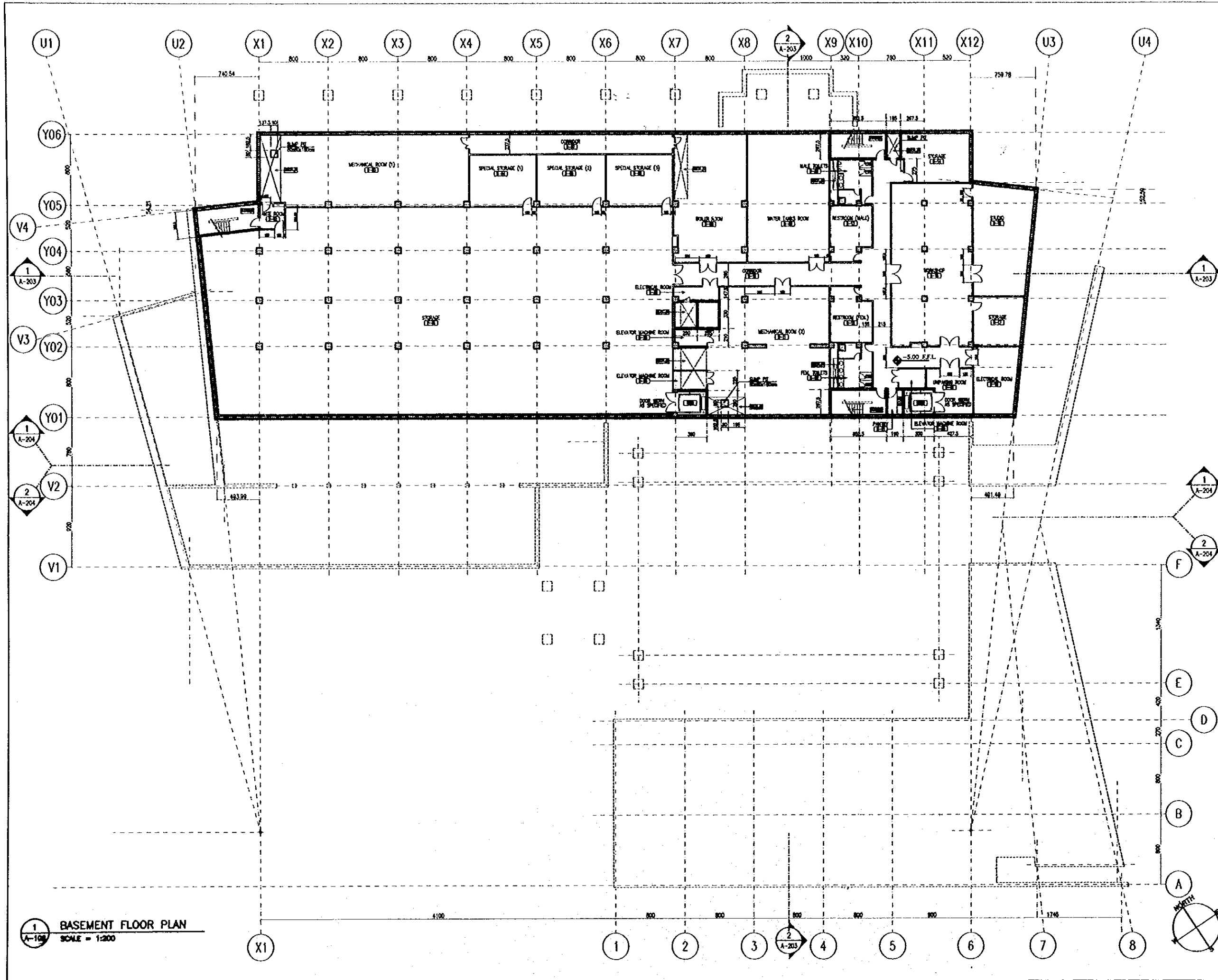
SITE PLAN

Scale:

Drawing No.:

1:400

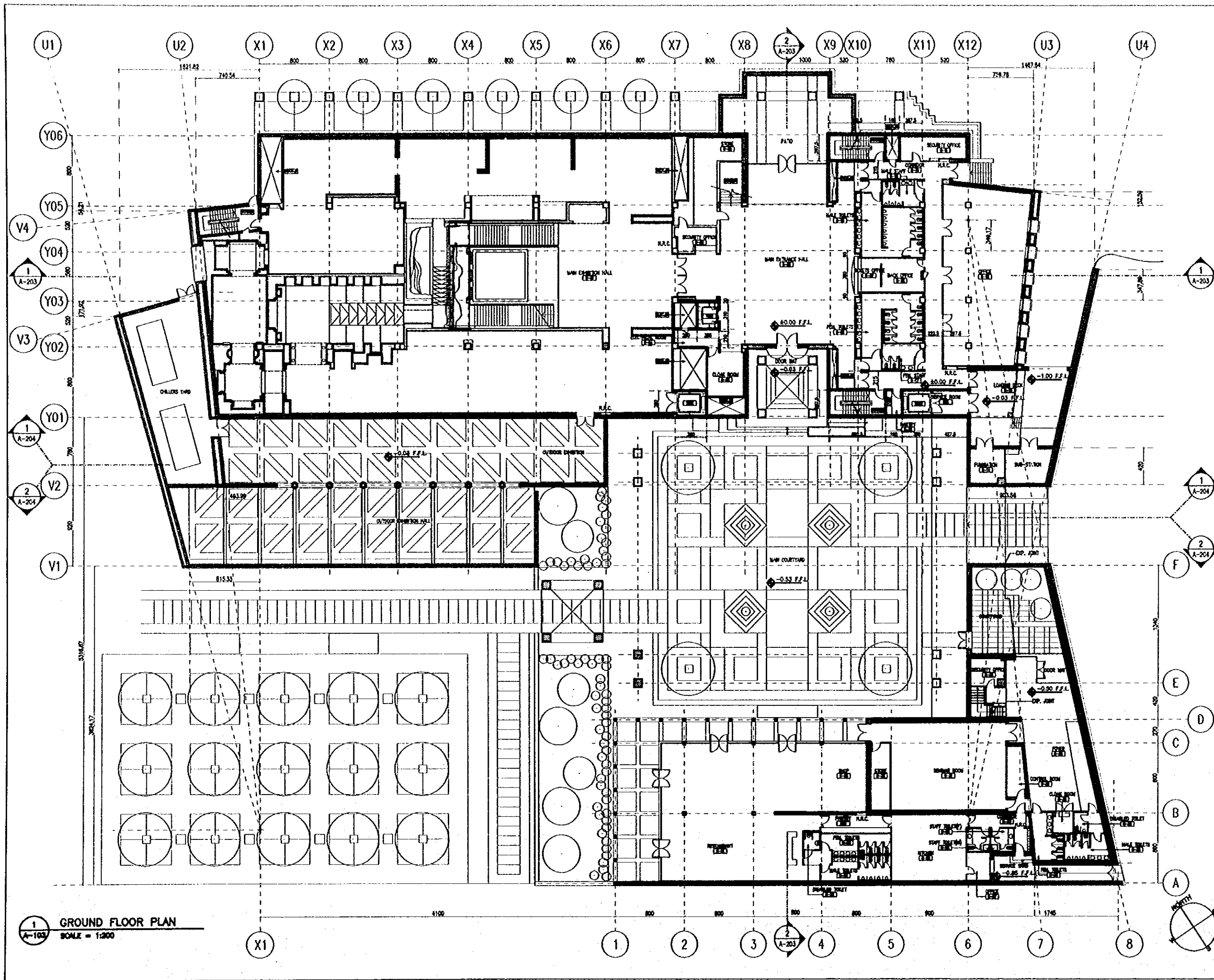
A-101



1 BASEMENT FLOOR PLAN  
SCALE = 1:200

Tourism Sector Development Project in the Hashemite Kingdom of Jordan	
The Government of The Hashemite Kingdom of Jordan The Ministry of Tourism and Antiquities The Ministry of Planning	
Sub-Project: <b>NATIONAL MUSEUM</b>	
Note: This detailed design has been executed by a team of consultants as shown below in accordance with the agreement between Japan International Cooperation Agency (JICA) and JICA Study Team.  The copyright of this drawing rests with JICA.	
Designed by: Japan International Cooperation Agency (JICA)  JICA Study Team: Joint Venture of Pacific Consultants International and Yamasita Sekkei Inc.  Subcontracted Local Consultant: Jafar Tukan and Partners Architects and Engineers	
Drawing Title: <b>BASEMENT FLOOR PLAN</b>	
Scale: <b>1:200</b>	Drawing No.: <b>A-102</b>

Note:  
This detailed design has been executed by a team  
of consultants as shown below in accordance with  
the agreement between Japan International  
Cooperation Agency (JICA) and JICA Study Team.  
  
The copyright of this drawing rests with JICA.



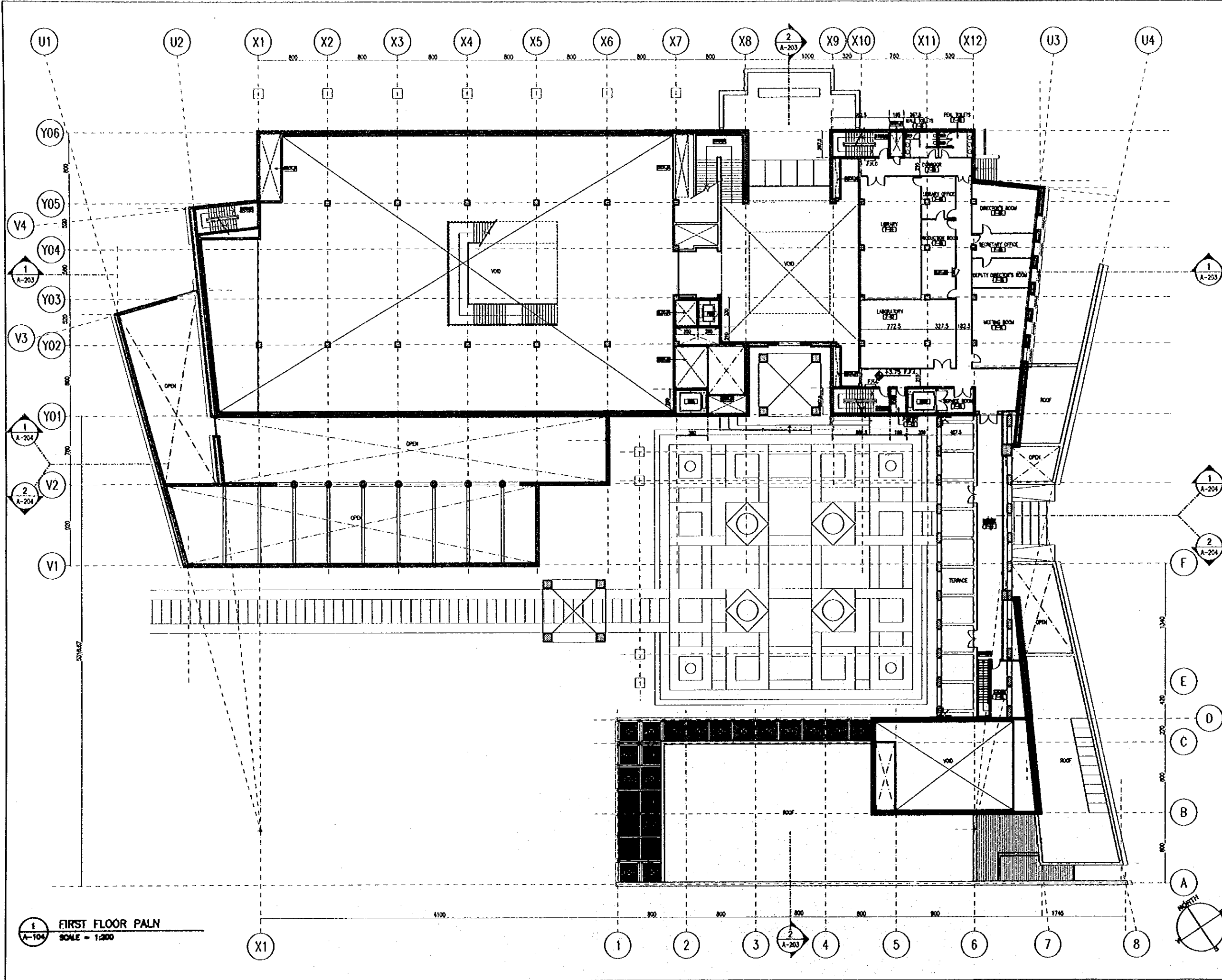
**1 GROUND FLOOR PLAN**  
SCALE = 1:200

Designed by:  
Japan International Cooperation  
Agency (JICA)  
JICA Study Team:  
Joint Venture of  
Pacific Consultants International and  
Yamasa Sekkel Inc.  
Subcontracted Local Consultant:  
Jafor Tukan and Partners  
Architects and Engineers

Drawing Title:  
**GROUND FLOOR PLAN**

Scale: 1:200 Drawing No.: **A-103**





Tourism Sector Development Project  
in the Hashemite Kingdom of Jordan

The Government of  
The Hashemite Kingdom of Jordan  
The Ministry of Tourism and Antiquities  
The Ministry of Planning

Sub Project:  
**NATIONAL MUSEUM**

Note:  
This detailed design has been executed by a team  
of consultants as shown below in accordance with  
the agreement between Japan International  
Cooperation Agency (JICA) and JICA Study Team.  
  
The copyright of this drawing rests with JICA.

1  
A-104  
**FIRST FLOOR PLAN**  
SCALE = 1:200

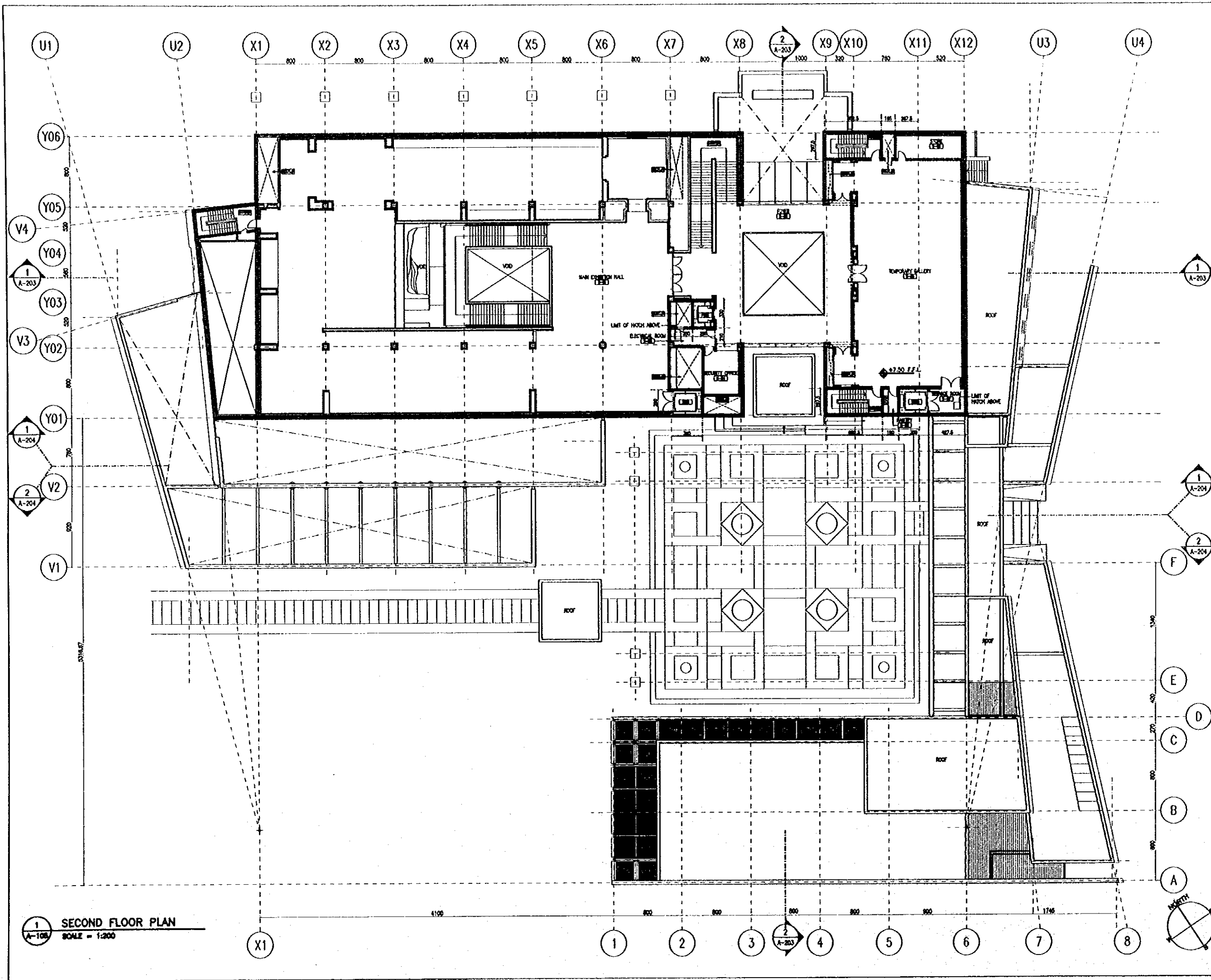
Designed by:  
Japan International Cooperation  
Agency (JICA)  
JICA Study Team:  
Joint Venture of  
Pacific Consultants International and  
Yamashita Sekkel Inc.  
Subcontracted Local Consultant:  
Jafor Tukon and Partners  
Architects and Engineers

Drawing Title:  
**FIRST FLOOR PLAN**

Scale: 1:200  
Drawing No: A-104

Note:  
This detailed design has been executed by a team  
of consultants as shown below in accordance with  
the agreement between Japan International  
Cooperation Agency (JICA) and JICA Study Team.

The copyright of this drawing rests with JICA.



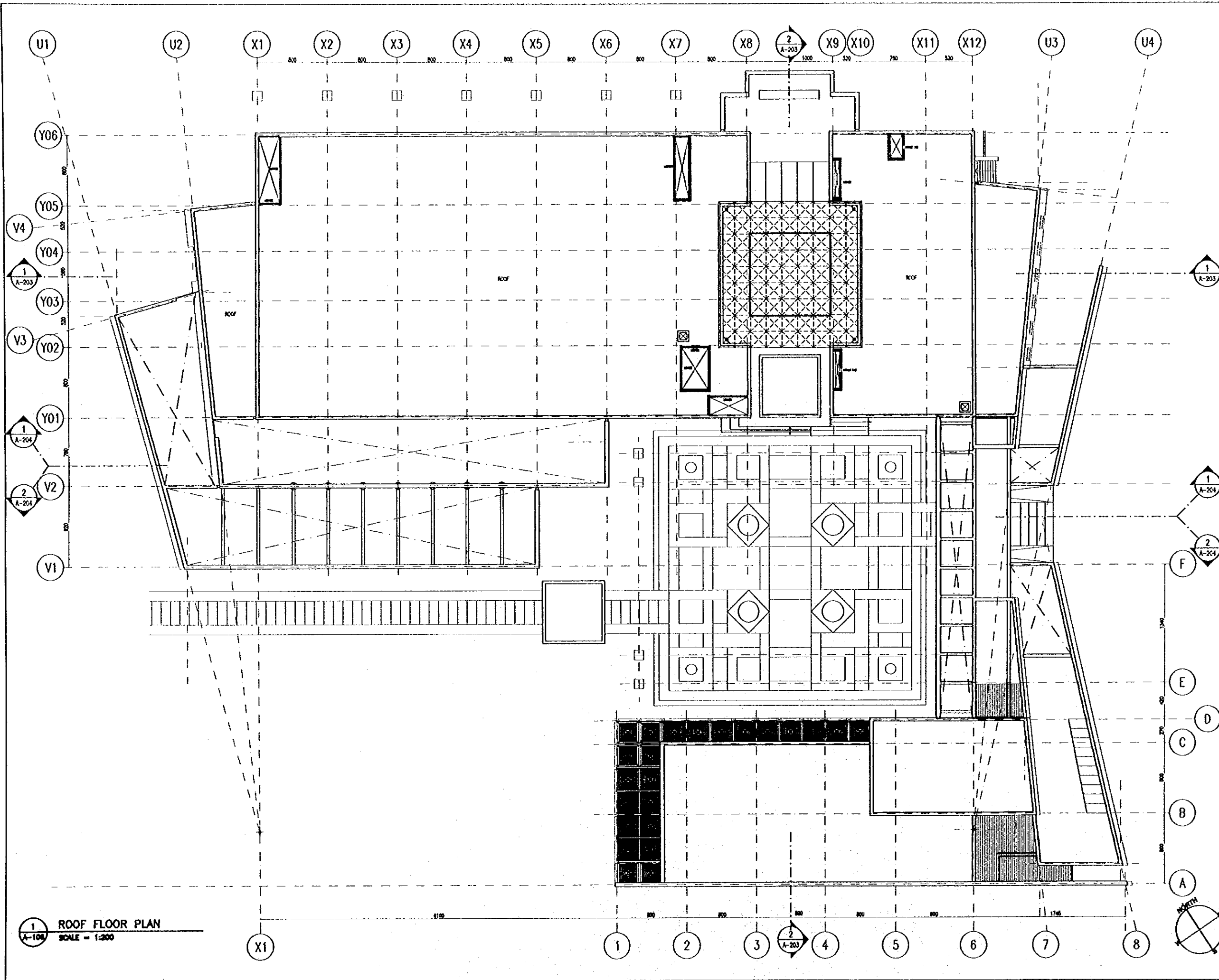
1 SECOND FLOOR PLAN  
A-105 SCALE = 1:200

Designed by:  
Japan International Cooperation  
Agency (JICA)  
JICA Study Team:  
Joint Venture of  
Pacific Consultants International and  
Yamashita Sekkel Inc.  
Subcontracted Local Consultant:  
Jofar Fukun and Partners  
Architects and Engineers

Drawing Title:  
**SECOND FLOOR PLAN**

Scale: 1:200 Drawing No.: A-105





Tourism Sector Development Project  
in the Hashemite Kingdom of Jordan

The Government of  
The Hashemite Kingdom of Jordan  
The Ministry of Tourism and Antiquities  
The Ministry of Planning

Sub-Project:  
**NATIONAL MUSEUM**

Note:  
This detailed design has been executed by a team  
of consultants as shown below in accordance with  
the agreement between Japan International  
Cooperation Agency (JICA) and JICA Study Team.  
  
The copyright of this drawing rests with JICA.

1 ROOF FLOOR PLAN  
SCALE = 1:200

Designed by:  
Japan International Cooperation  
Agency (JICA)  
JICA Study Team:  
Joint Venture of  
Pacific Consultants International and  
Yamasita Sekkel Inc.  
Subcontracted Local Consultant:  
Jafar Fukun and Partners  
Architects and Engineers

Drawing Title:  
**ROOF FLOOR PLAN**

Scale: 1:200 Drawing No: A-106

13

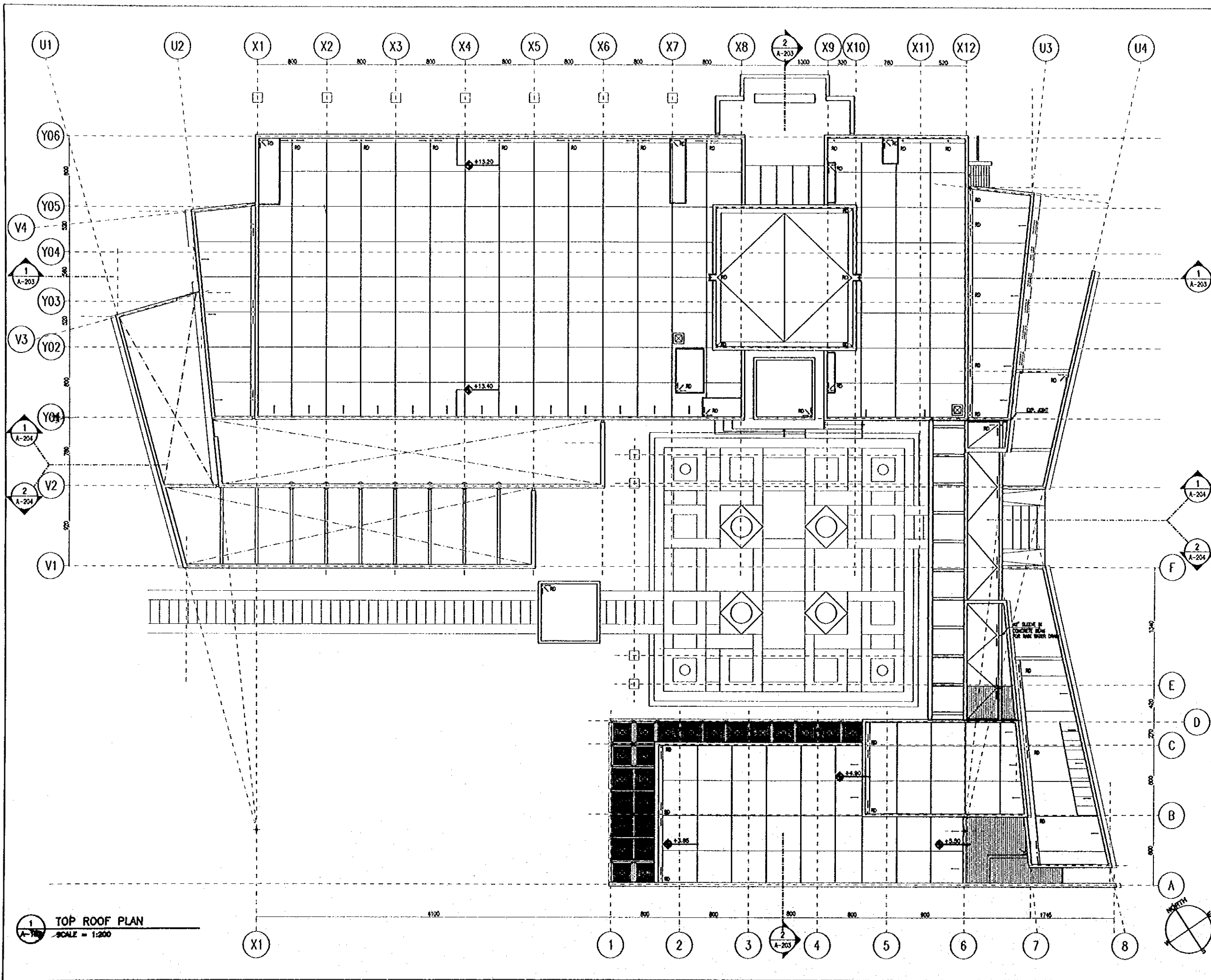
Sub-Project:

NATIONAL MUSEUM

Note:

This detailed design has been executed by a team  
of consultants as shown below in accordance with  
the agreement between Japan International  
Cooperation Agency (JICA) and JICA Study Team.

The copyright of this drawing rests with JICA.



1 TOP ROOF PLAN  
SCALE = 1:200

Designed by:

Japan International Cooperation  
Agency (JICA)

JICA Study Team:

Joint Venture of  
Pacific Consultants International and  
Yamasa Sekkel Inc.

Subcontracted Local Consultant:

Jafar Tukon and Partners  
Architects and Engineers

Drawing Title:

TOP ROOF PLAN

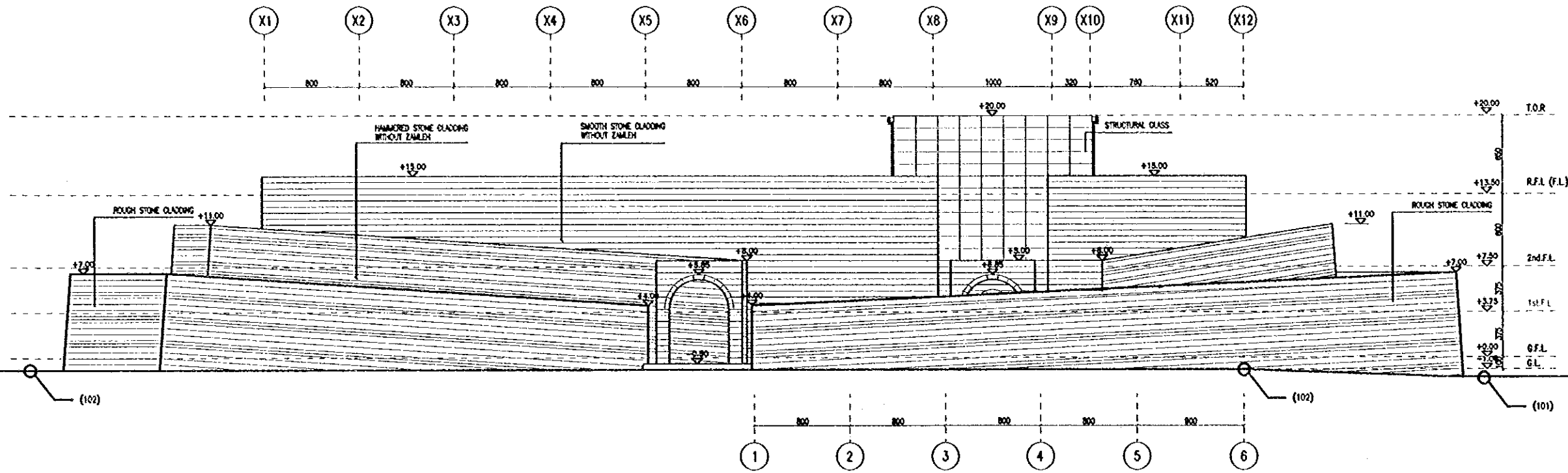
Scale:

1:200

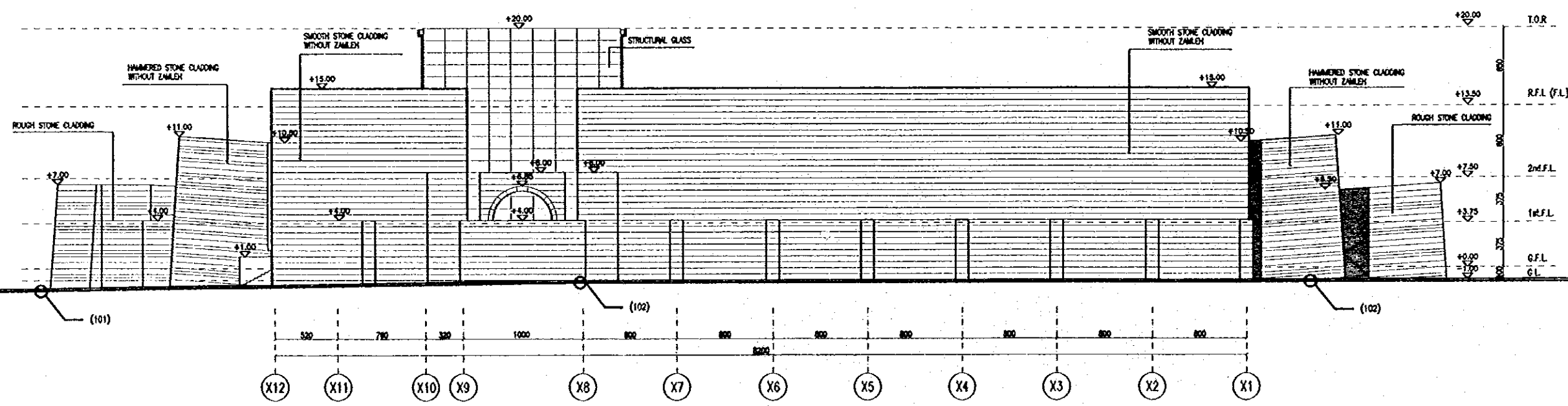
Drawing No.:

A-107

Note:  
This detailed design has been executed by a team  
of consultants as shown below in accordance with  
the agreement between Japan International  
Cooperation Agency (JICA) and JICA Study Team.  
The copyright of this drawing rests with JICA.



**1 SOUTH ELEVATION**  
SCALE = 1:200



**2 NORTH ELEVATION**  
SCALE = 1:200

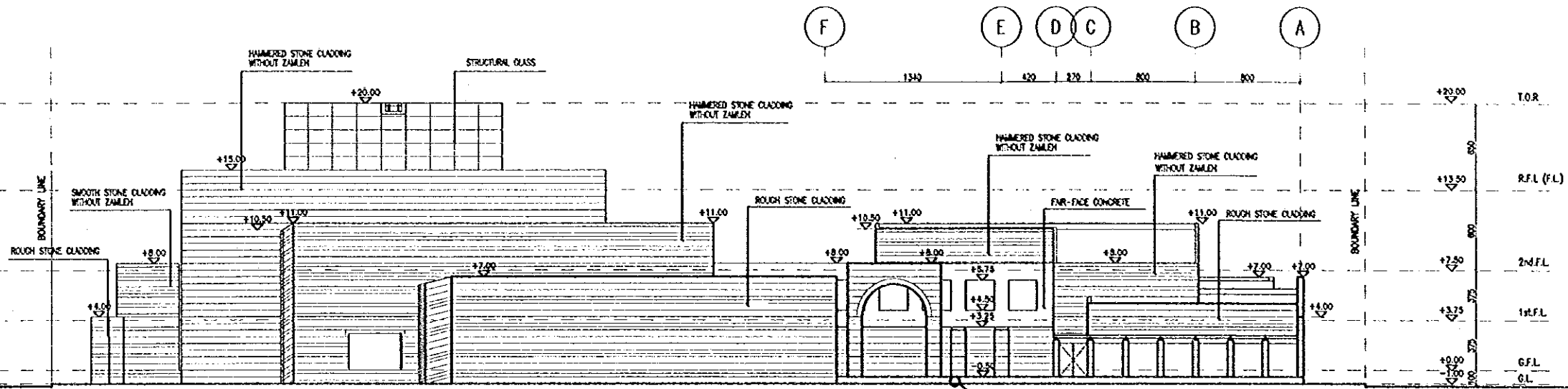
Designed by:  
Japan International Cooperation  
Agency (JICA)  
JICA Study Team:  
Joint Venture of  
Pacific Consultants International and  
Yamasita Sekkei Inc.  
Subcontracted Local Consultant:  
Jafar Tukan and Partners  
Architects and Engineers

Drawing Title:  
**ELEVATIONS (1)**

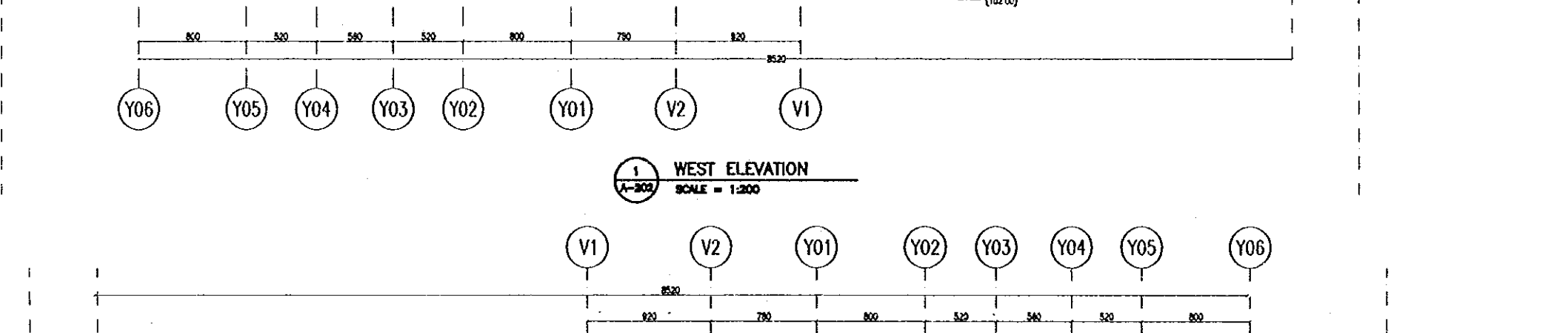
Scale: 1:200  
Drawing No.: A-201

Note:  
This detailed design has been executed by a team  
of consultants as shown below in accordance with  
the agreement between Japan International  
Cooperation Agency (JICA) and JICA Study Team.

The copyright of this drawing rests with JICA.



**1 WEST ELEVATION**  
A-202 SCALE = 1:200



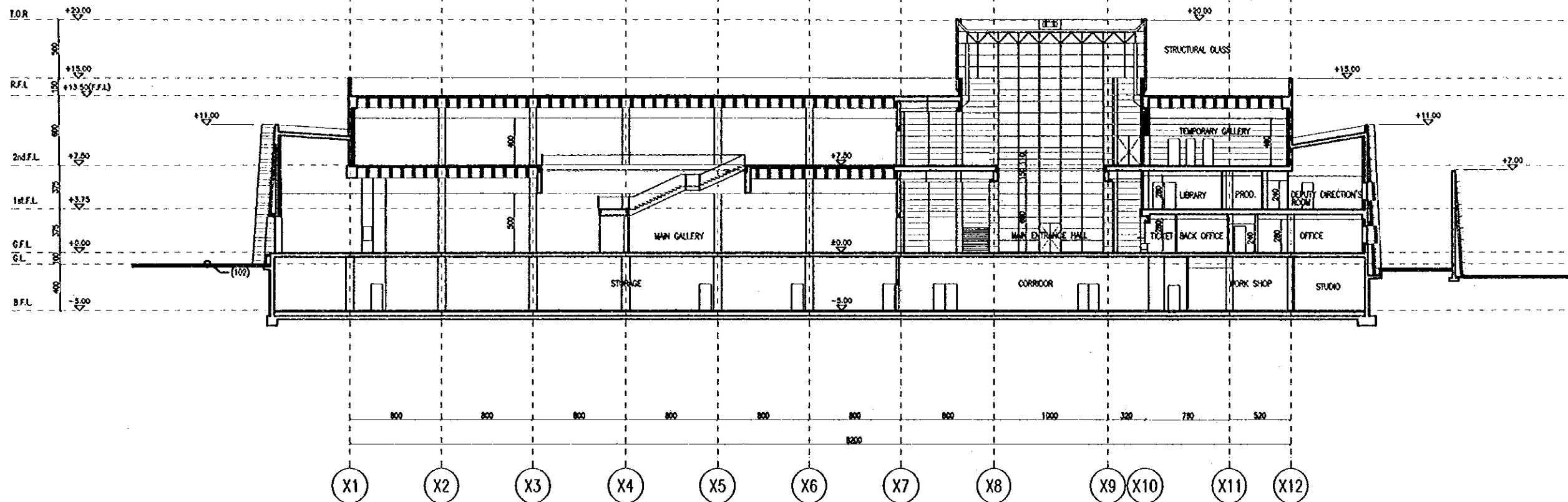
**2 EAST ELEVATION**  
A-202 SCALE = 1:200

Designed by:  
Japan International Cooperation  
Agency (JICA)  
JICA Study Team:  
Joint Venture of  
Pacific Consultants International and  
Yamasita Sekkel Inc.  
Subcontracted Local Consultant:  
Jafor Tukan and Partners  
Architects and Engineers

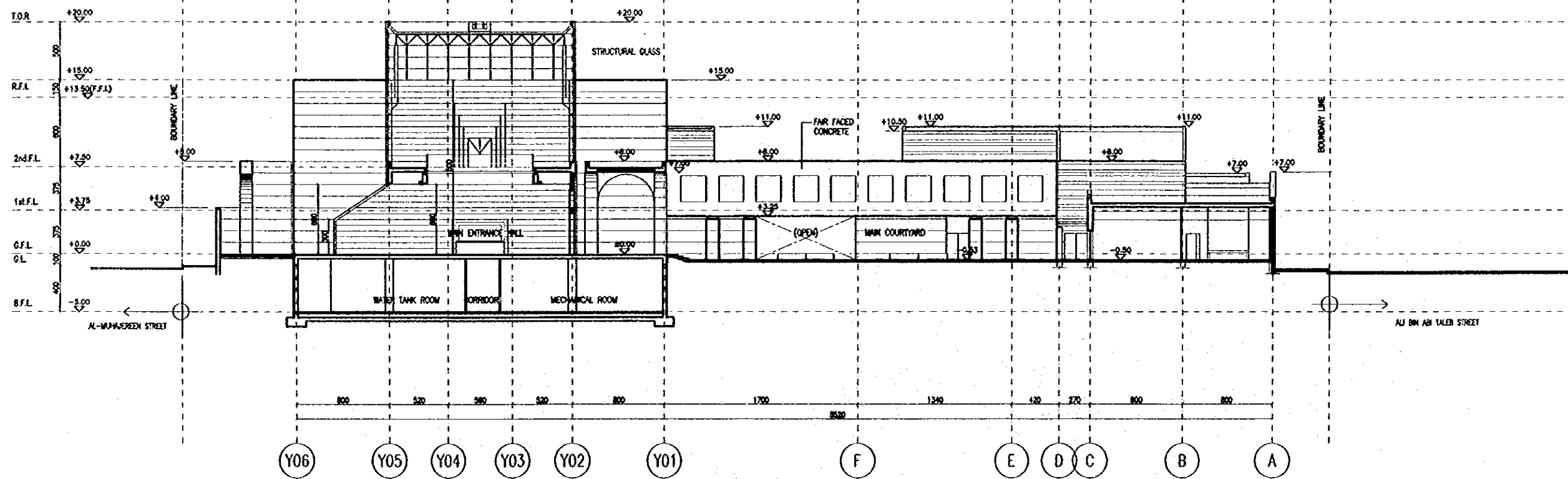
Drawing Title:  
**ELEVATIONS (2)**

Scale: 1:200 Drawing No.: A-202

Note:  
This detailed design has been executed by a team  
of consultants as shown below in accordance with  
the agreement between Japan International  
Cooperation Agency (JICA) and JICA Study Team.  
The copyright of this drawing rests with JICA.



1 SECTION  
A-203 SCALE = 1:200

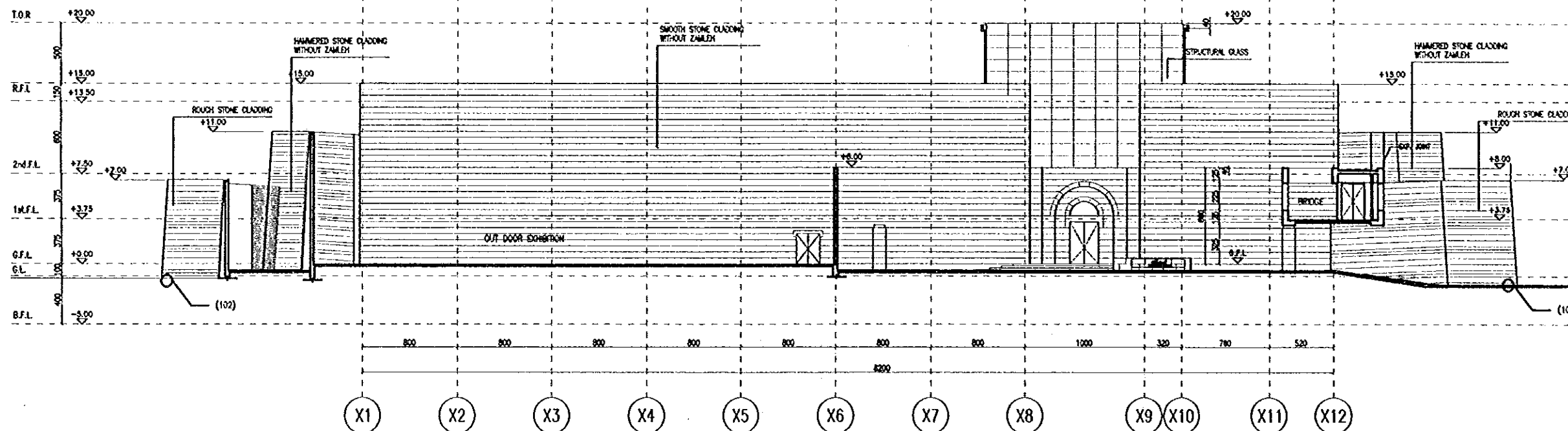


2 SECTION  
A-203 SCALE = 1:200

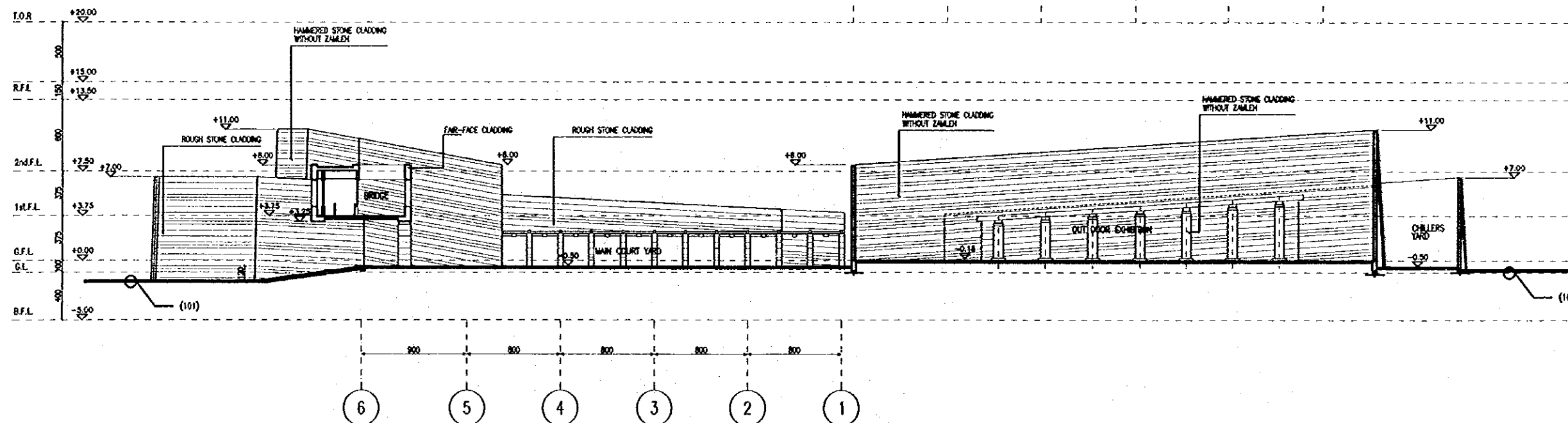
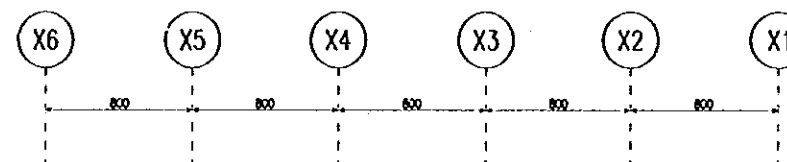
Designed by:  
Japan International Cooperation  
Agency (JICA)  
JICA Study Team:  
Joint Venture of  
Pacific Consultants International and  
Yamasita Sekkel Inc.  
Subcontracted Local Consultant:  
Jafar Tukon and Partners  
Architects and Engineers

Drawing title:  
**SECTIONS (1)**

Scale: 1:200 Drawing No.: A-203



**1 SECTION**  
A-204 SCALE = 1:200



**2 SECTION**  
A-204 SCALE = 1:200

Designed by:

Japan International Cooperation Agency (JICA)

JICA Study Team:

Joint Venture of Pacific Consultants International and Yamasa Sekkel Inc.

Subcontracted Local Consultant:

Jafar Tukon and Partners Architects and Engineers

Drawing Title:

**SECTIONS (2)**

Scale:

1:200

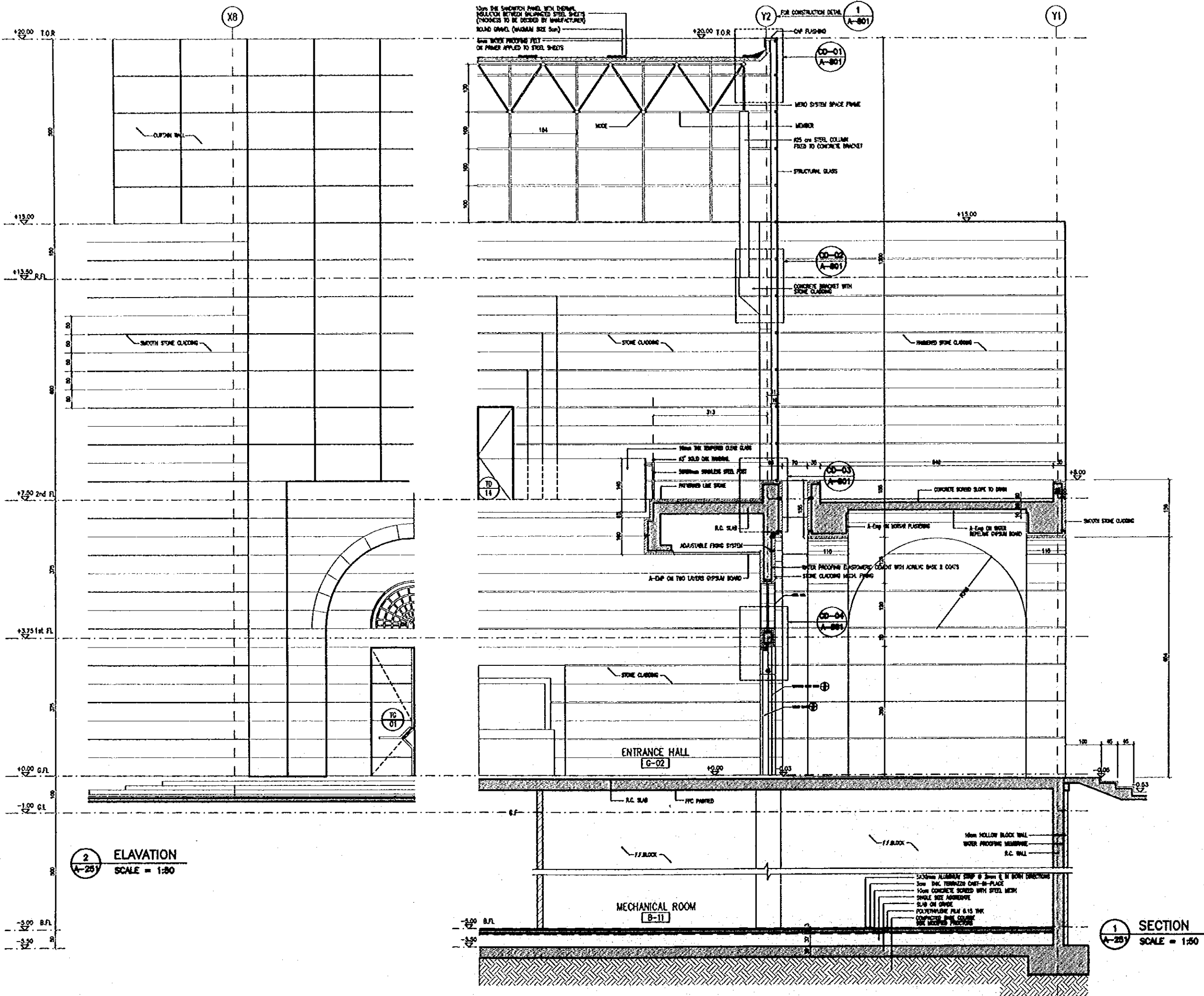
Drawing No.:

A-204

Designed by:  
Japan International Cooperation  
Agency (JICA)  
JICA Study Team:  
Joint Venture of  
Pacific Consultants International and  
Yamasita Sekkel Inc.  
Subcontracted Local Consultant:  
Jofar Tukan and Partners  
Architects and Engineers

Drawing Title:  
**WALL SECTION (1)**

Scale: **1:50** Drawing No: **A-251**



62

Sub-Project:

NATIONAL MUSEUM

Note:

This detailed design has been executed by a team of consultants as shown below in accordance with the agreement between Japan International Cooperation Agency (JICA) and JICA Study Team.

The copyright of this drawing rests with JICA.

Designed by:

Japan International Cooperation Agency (JICA)

JICA Study Team:

Joint Venture of Pacific Consultants International and Yamashita Sekkel Inc.

Subcontracted Local Consultant:

Jofar Tukan and Partners Architects and Engineers

Drawing Title:

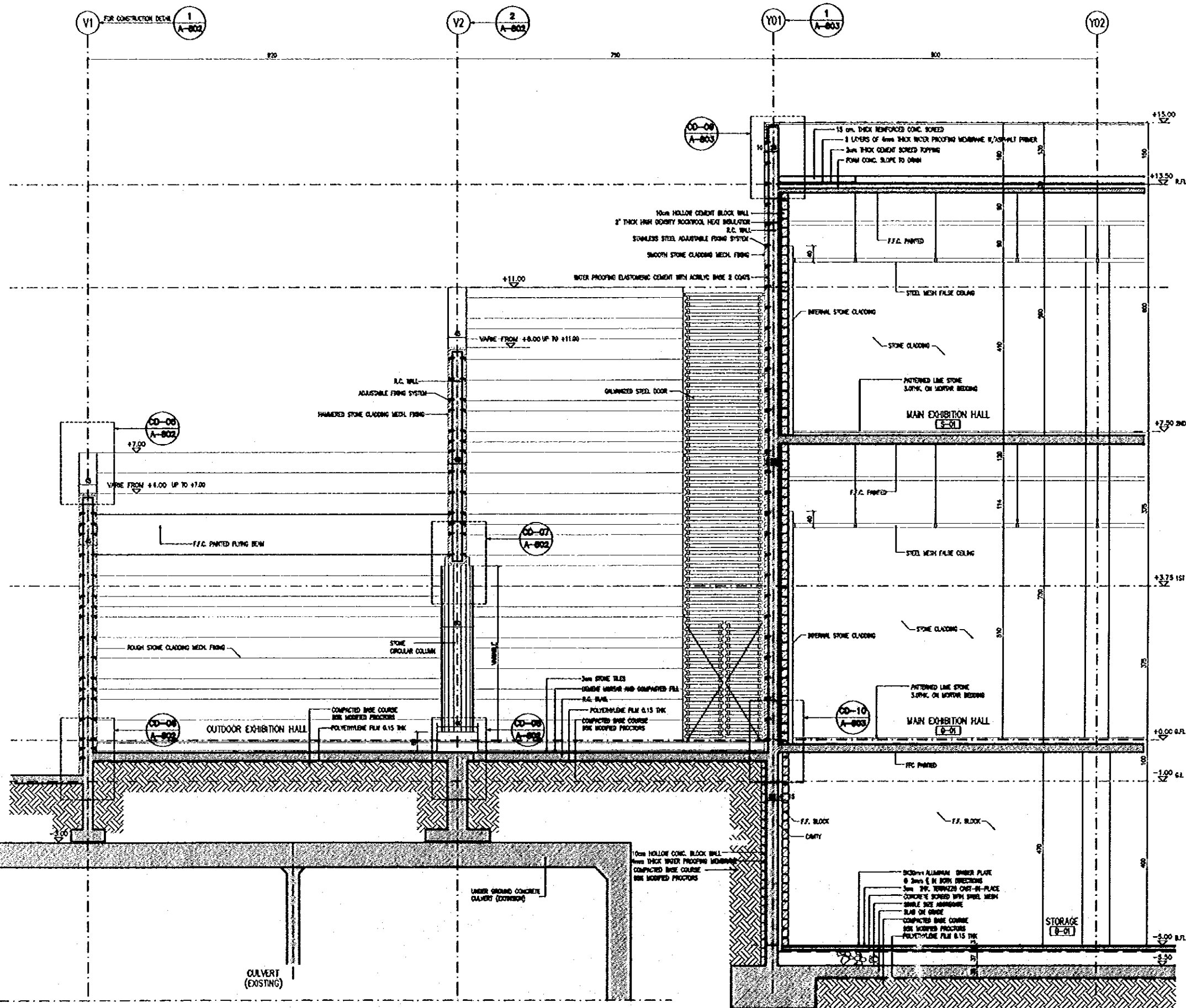
WALL SECTION (2)

Scale:

1:80

Drawing No.:


A-252



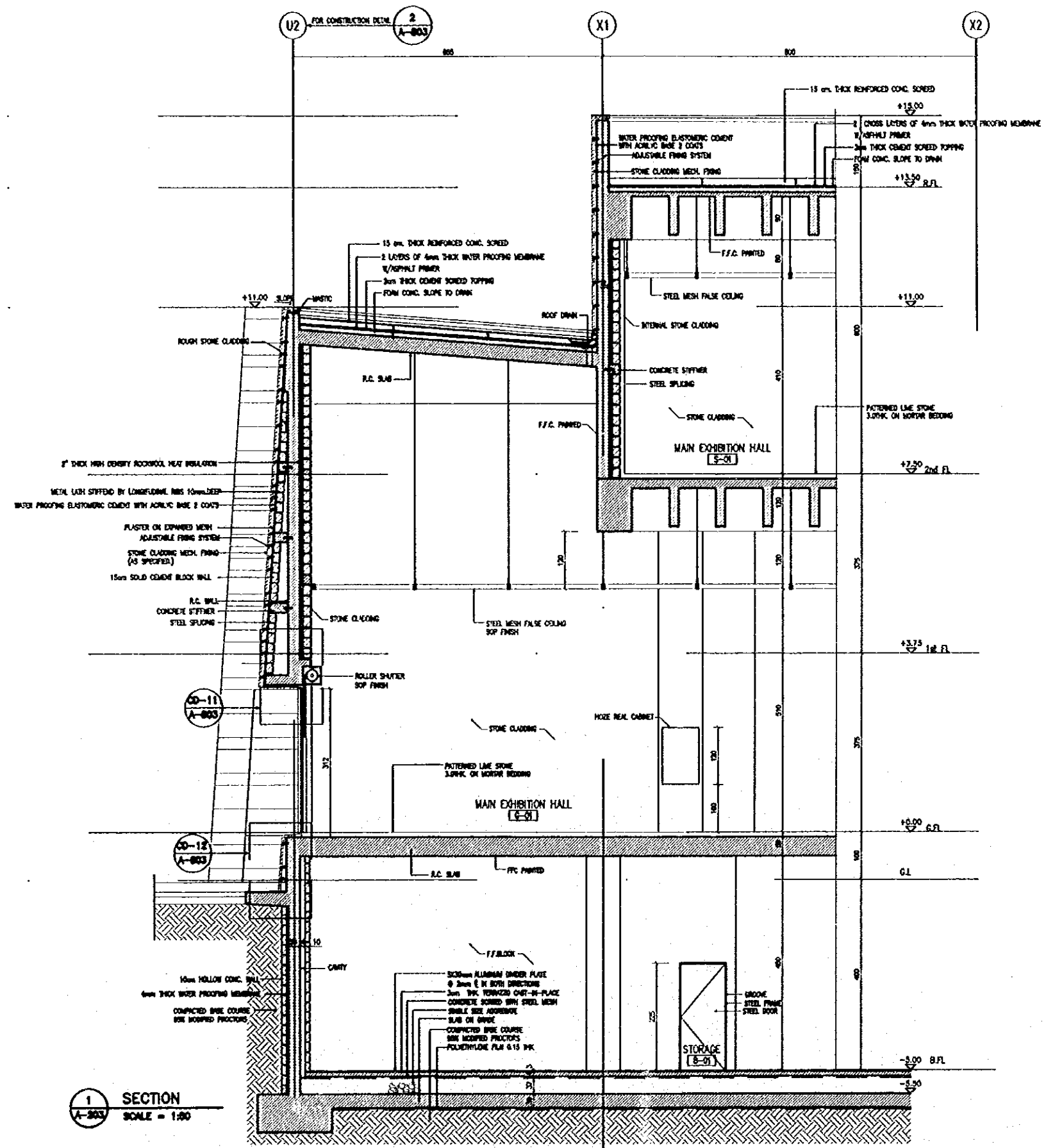
1 SECTION  
A-252 SCALE = 1:80



Note:  
This detailed design has been executed by a team  
of consultants as shown below in accordance with  
the agreement between Japan International  
Cooperation Agency (JICA) and JICA Study Team.  
The copyright of this drawing rests with JICA.



**2** ELEVATION  
A-253 SCALE = 1:50



**1** SECTION  
A-253 SCALE = 1:50

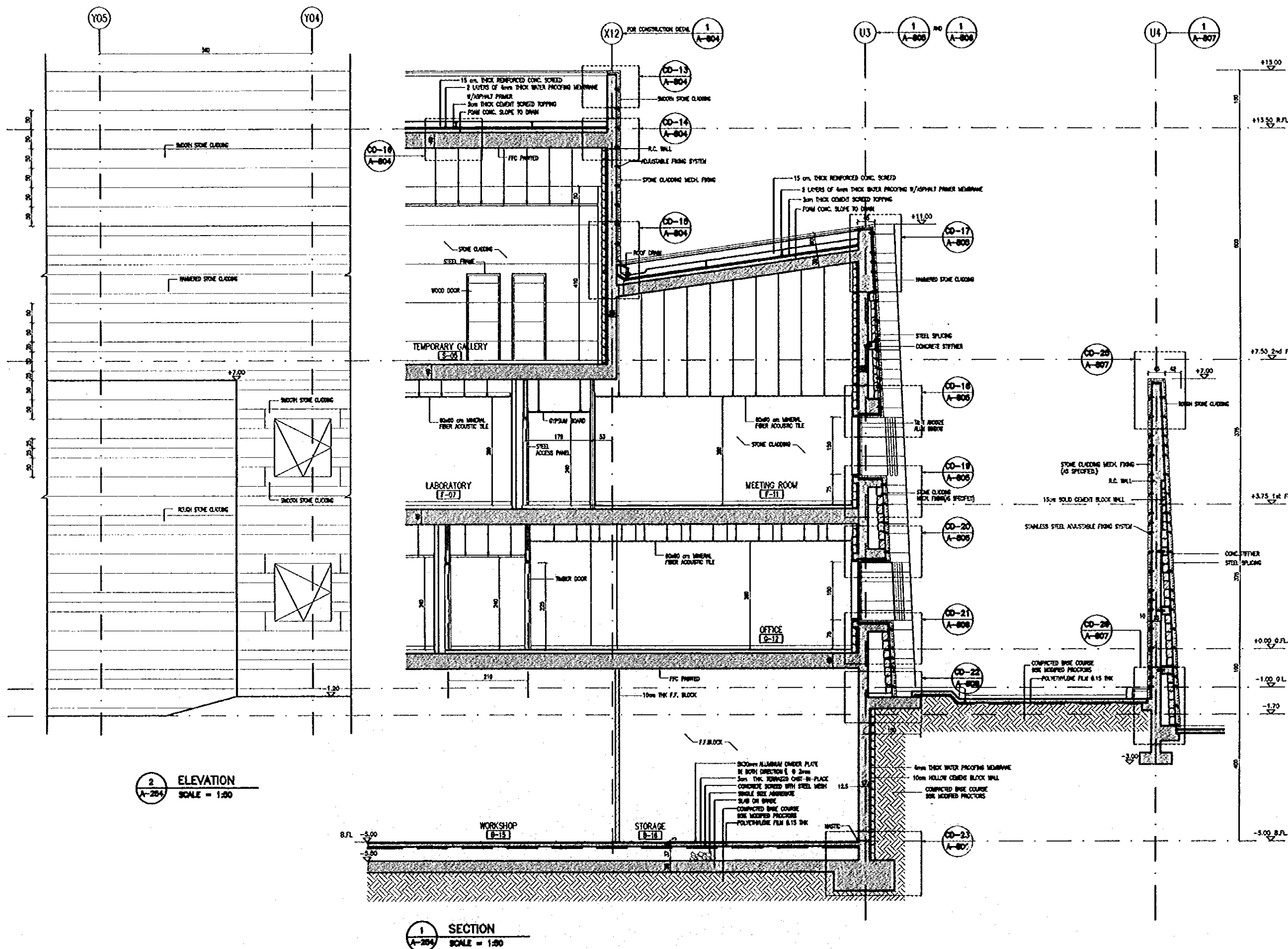
Designed by:  
Japan International Cooperation  
Agency (JICA)  
JICA Study Team:  
Joint Venture of  
Pacific Consultants International and  
Yamashita Sekkol Inc.  
Subcontracted Local Consultant:  
Jafor Tukan and Partners  
Architects and Engineers

Drawing Title:  
**WALL SECTION (3)**

Scale: 1:50 Drawing No.: A-253

Note:  
This detailed design has been executed by a team  
of consultants as shown below in accordance with  
the agreement between Japan International  
Cooperation Agency (JICA) and JICA Study Team.

The copyright of this drawing rests with JICA.



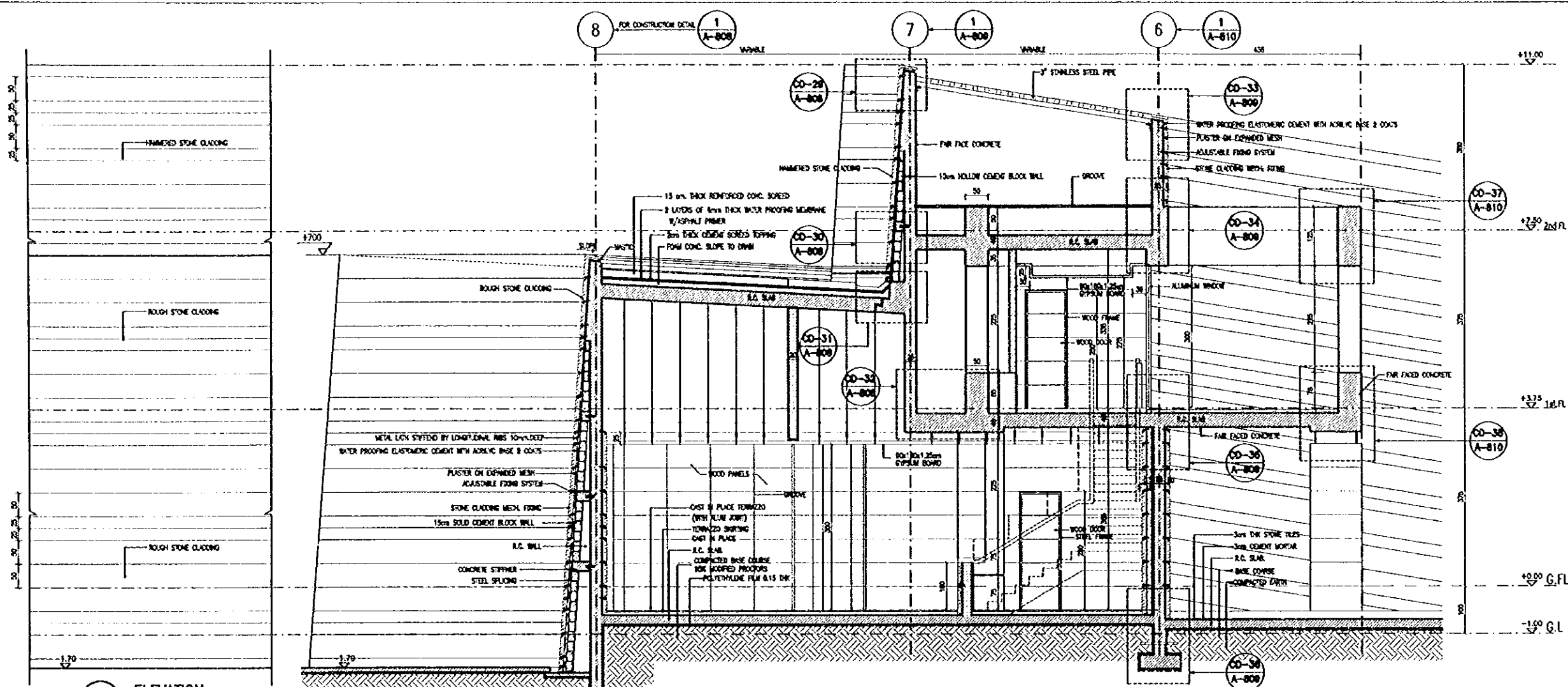
**2 ELEVATION**  
A-254 SCALE = 1:50

**1 SECTION**  
A-254 SCALE = 1:50

Designed by:  
Japan International Cooperation  
Agency (JICA)  
JICA Study Team:  
Joint Venture of  
Pacific Consultants International and  
Yamasa Sekkel Inc.  
Subcontracted Local Consultant:  
Jafar Tukan and Partners  
Architects and Engineers

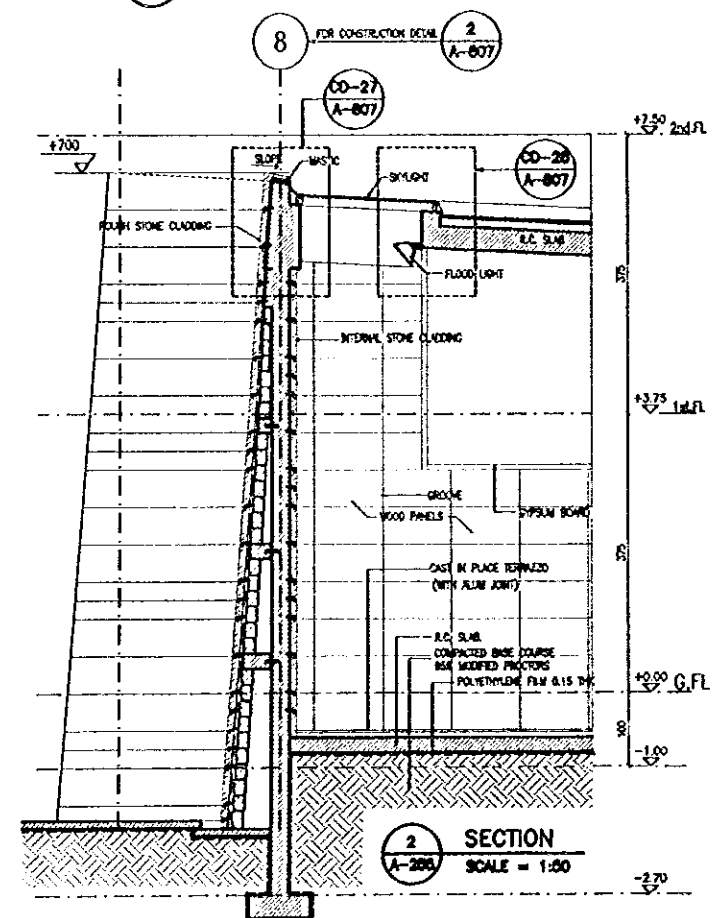
Drawing Title:  
**WALL SECTION (4)**

Scale: 1:50 Drawing No.: A-254

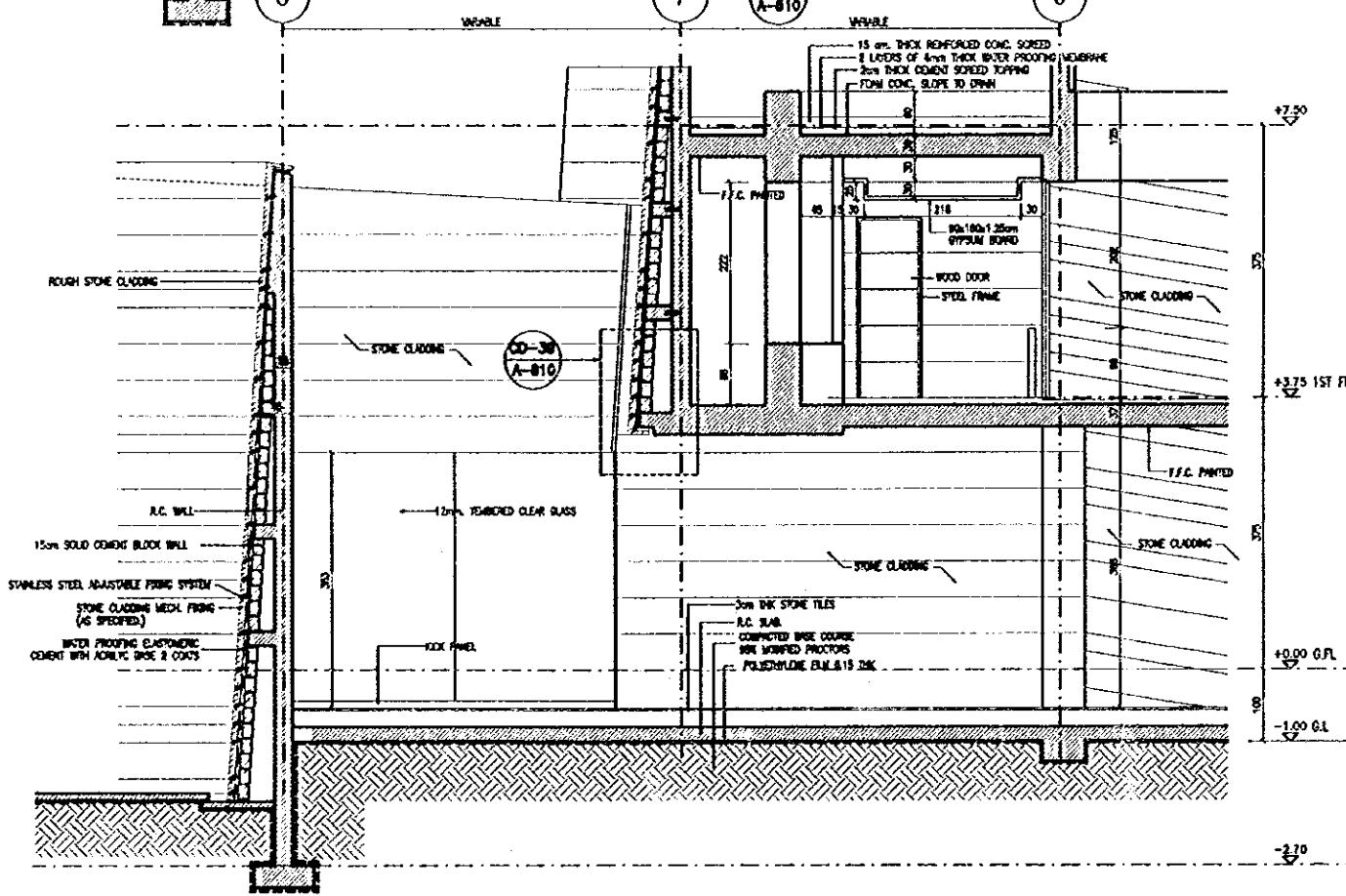


4 ELEVATION  
A-255 SCALE = 1:50

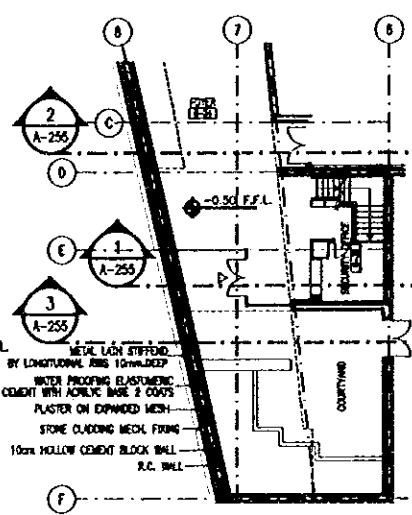
1 SECTION  
A-256 SCALE = 1:50



2 SECTION  
A-258 SCALE = 1:50



3 SECTION  
A-259 SCALE = 1:50



Designed by:

Japan International Cooperation Agency (JICA)

JICA Study Team:

Joint Venture of Pacific Consultants International and Yamasita Sekkei Inc.

Subcontracted Local Consultant:

Jafar Tukon and Partners Architects and Engineers

Drawing Title:

WALL SECTION (5)

Scale:

1:50

Drawing No.:

A-255

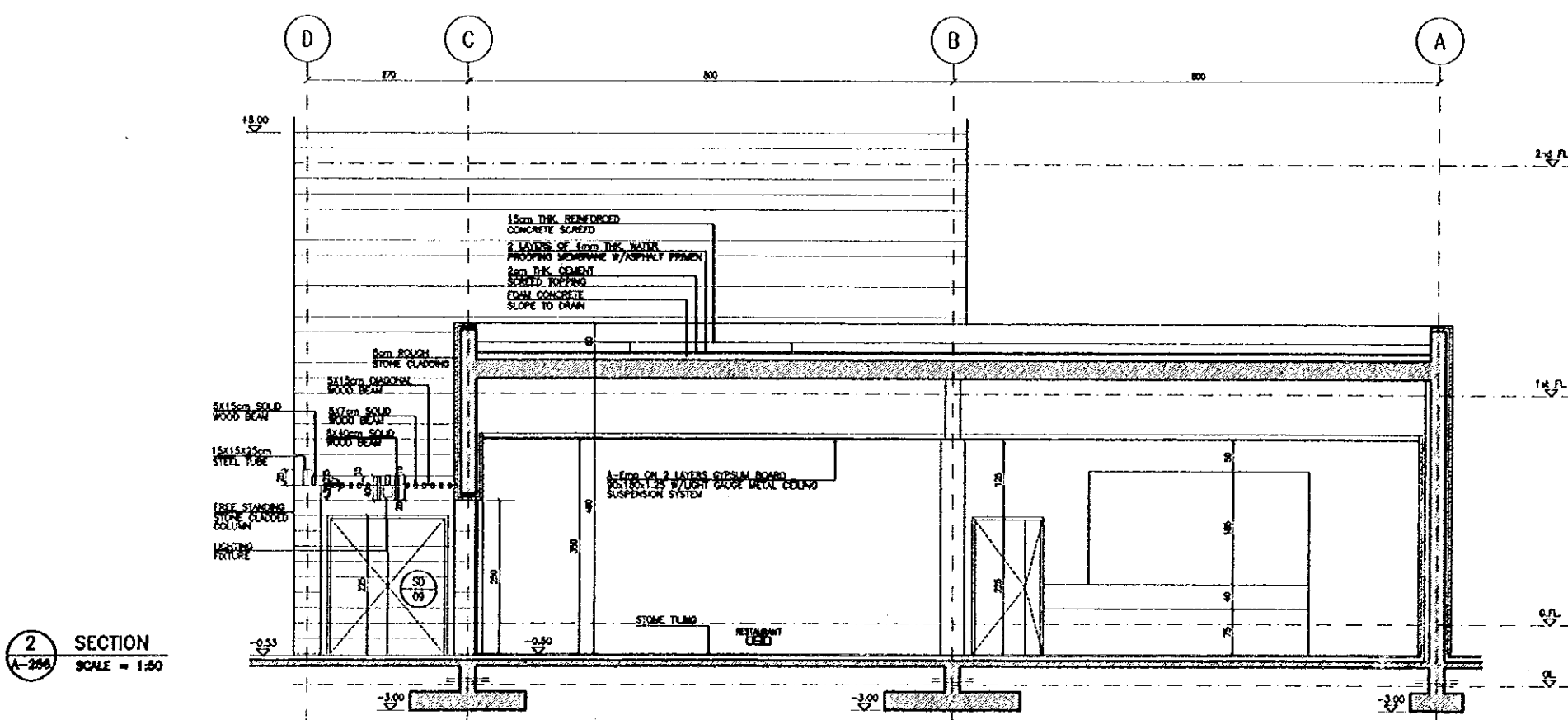
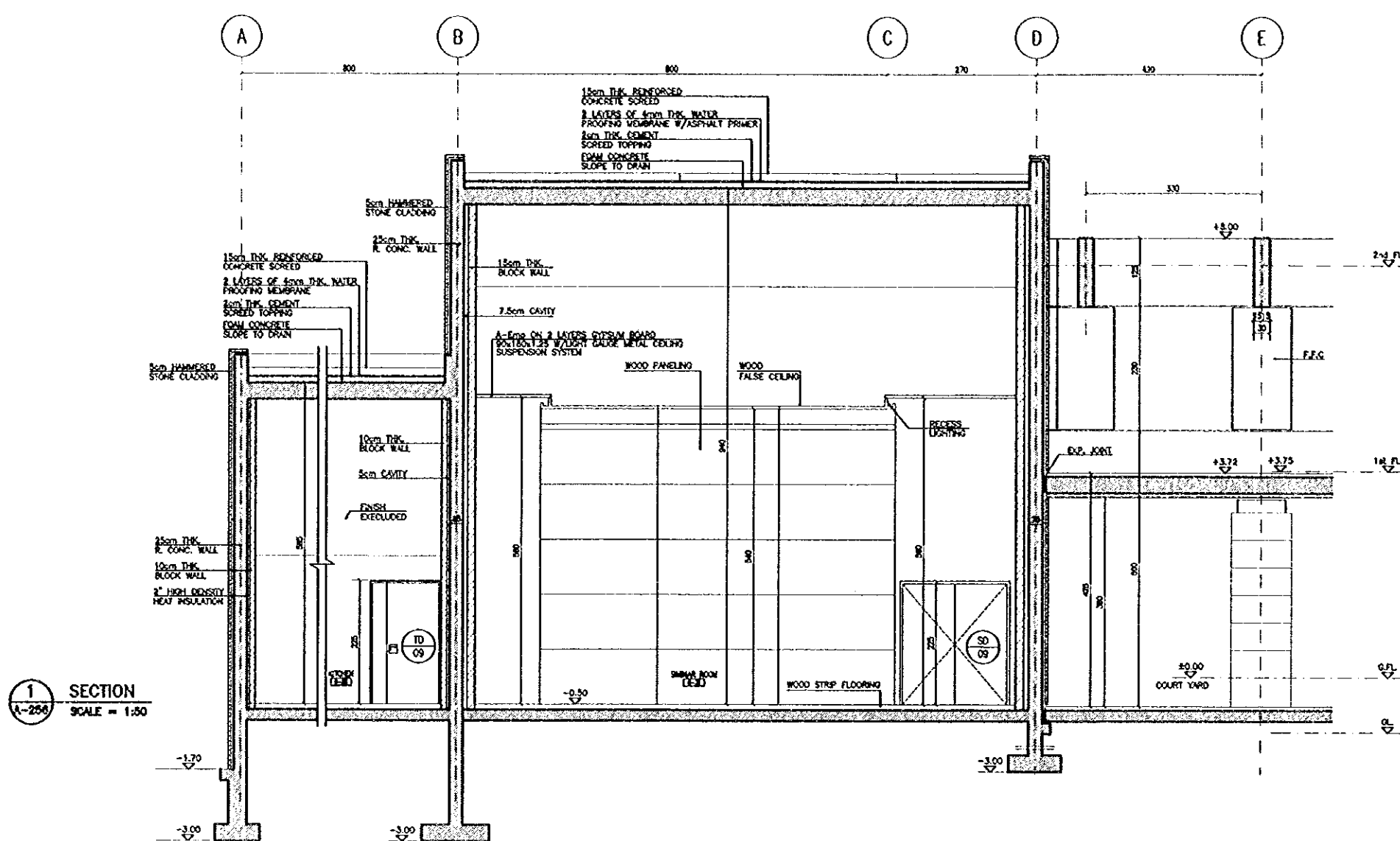
Sub-Project:

**NATIONAL MUSEUM**

Note:

This detailed design has been executed by a team of consultants as shown below in accordance with the agreement between Japan International Cooperation Agency (JICA) and JICA Study Team.

The copyright of this drawing rests with JICA.



Designed by:  
 Japan International Cooperation Agency (JICA)  
 JICA Study Team:  
 Joint Venture of Pacific Consultants International and Yamashita Sekkel Inc.  
 Subcontracted Local Consultant:  
 Jafar Tukon and Partners Architects and Engineers

Drawing Title:  
**WALL SECTION (6)**

Scale: 1:50  
 Drawing No.: A-256